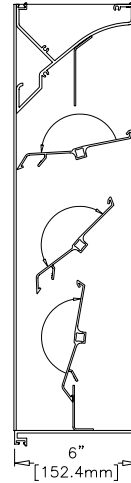


Standard Construction

Frame	Heavy gauge extruded 6063-T5 aluminum, 6 in. (152 mm) x 0.125 in. (3 mm) nominal wall thickness
Blades	J style design, heavy gauge extruded 6063-T5 aluminum, 0.081 in. (2 mm) nominal wall thickness, positioned 45° or 90° from vertical on approximately 4 in. (102 mm) centers
Seals	Dual-durometer extruded vinyl blade seals, compressible stainless steel jamb seals
Temperature Restrictions	(-20° F) - (+180° F) (-29° C) - (+82° C)
Linkage	Side linkage, out of airstream (concealed in frame)
Bearings	Synthetic sleeve type
Axles	1/2 in. (13 mm) dia. zinc plated steel
Louver Depth	6 in. (152 mm)
Construction	Mechanically fastened
Finish	Mill
Minimum Size	12 in. W x 16 in. H (305 mm W x 406 mm H)
Maximum Single Section Size	60 in. W x 96 in. H (1524 mm W x 2438 mm H)
Wind Load	25 PSF (1.2 kPa)



Performance Ratings



Greenheck Fan Corporation certifies that the EAH-690 louvers shown herein are licensed to bear the AMCA Seal. The ratings shown are based on tests and procedures performed in accordance with AMCA Publication 511 and comply with the requirements of the AMCA Certified Ratings Program. The AMCA Certified Ratings Seal applies to Air Performance ratings to the 90° blade angle only.

Louvers were tested in accordance with AMCA Standard 500-L.

Performance of 48 in. x 48 in. (1219 mm x 1219 mm) Louver

Free Area*	
Area	6.32 sq. ft. (0.587 sq. m) - 45° open 10.87 sq. ft. (1.010 sq. m) - 90° open
Percent	39.5% - 45° open 67.9% - 90° open
Performance at Beginning Point of Water Penetration*	
Free Area Velocity	1069 fpm (5.431 m/s) - 45° open 618 fpm (3.139 m/s) - 90° open
Max Intake Volume	6756 cfm (3.189 m³/s) - 45° open 6718 cfm (3.170 m³/s) - 90° open
Performance at 6,000 CFM (2.832 m³/s) Intake	
Pressure Drop	0.110 in. wg (0.027 kPa) - 45° open 0.033 in. wg (0.008 kPa) - 90° open

*Only 90° open data is AMCA Certified.

Options and Accessories

- Actuators
- [Bird Screen](#)
- [Extended Sill](#)
- [Filter Rack/Filter](#)
- [Flange Frame](#)
- [Glazing Frame](#)
- [Insect Screen](#)
- [Mounting Angles](#)
- [Security Bars](#)
- Stainless Steel Axles and Bearings
- [Variety of Architectural Finishes](#)

Product Details

[EAH-690 Leakage Chart](#)

[EAH-690 Standard Details](#)

Structural reinforcing members may be required to adequately support and install multiple louver sections within a large opening. Structural reinforcing members along with any associated installation hardware is not provided by Greenheck unless indicated otherwise by Greenheck. Options and accessories including, but not limited to, screens, filter racks, louver doors, and blank off panels are not subject to structural analysis unless indicated otherwise by Greenheck.

Document Links

[Louver Finishes & Colors](#)

[Louver Product Selection Guide](#)

[Louver Products Catalog](#)

[Louver Warranty Statement](#)

Free Area Chart

Free Area Chart shows free area in square feet and square meters.

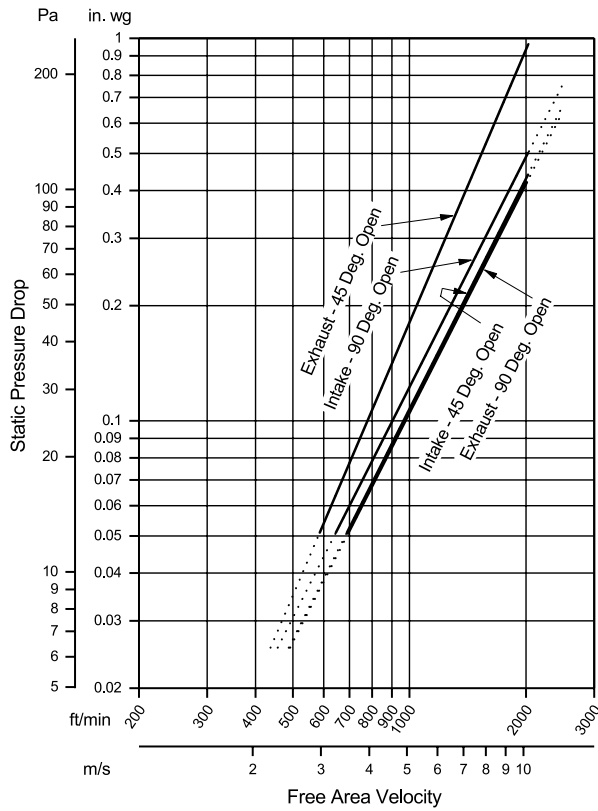
*Only 90° open data is AMCA Certified.

45° Open										90° Open									
Louver Height Inches (Meters)	Louver Width in Inches (Meters)									Louver Height Inches (Meters)	Louver Width in Inches (Meters)								
	12	18	24	30	36	42	48	54	60		12	18	24	30	36	42	48	54	60
16	0.15	0.25	0.35	0.45	0.55	0.65	0.75	0.85	0.95	16	0.26	0.43	0.60	0.76	0.93	1.10	1.27	1.44	1.61
0.41	0.01	0.02	0.03	0.04	0.05	0.06	0.07	0.08	0.09	0.41	0.02	0.04	0.06	0.07	0.09	0.10	0.12	0.13	0.15
18	0.30	0.49	0.68	0.87	1.06	1.25	1.44	1.64	1.83	18	0.50	0.83	1.16	1.49	1.82	2.14	2.47	2.80	3.13
0.46	0.03	0.05	0.06	0.08	0.10	0.12	0.13	0.15	0.17	0.46	0.05	0.08	0.11	0.14	0.17	0.20	0.23	0.26	0.29
24	0.44	0.72	1.01	1.29	1.57	1.86	2.14	2.42	2.71	24	0.75	1.24	1.72	2.21	2.70	3.18	3.67	4.16	4.64
0.61	0.04	0.07	0.09	0.12	0.15	0.17	0.20	0.22	0.25	0.61	0.07	0.12	0.16	0.21	0.25	0.30	0.34	0.39	0.43
30	0.72	1.19	1.66	2.13	2.60	3.07	3.53	4.00	4.47	30	1.24	2.05	2.85	3.66	4.46	5.27	6.07	6.88	7.68
0.76	0.07	0.11	0.15	0.20	0.24	0.29	0.33	0.37	0.42	0.76	0.12	0.19	0.26	0.34	0.41	0.49	0.56	0.64	0.71
36	0.86	1.43	1.99	2.55	3.11	3.67	4.23	4.79	5.35	36	1.49	2.45	3.41	4.38	5.34	6.31	7.27	8.24	9.20
0.91	0.08	0.13	0.18	0.24	0.29	0.34	0.39	0.45	0.50	0.91	0.14	0.23	0.32	0.41	0.50	0.59	0.68	0.77	0.85
42	1.01	1.66	2.31	2.97	3.62	4.27	4.93	5.58	6.23	42	1.73	2.86	3.98	5.10	6.23	7.35	8.47	9.60	10.72
1.07	0.09	0.15	0.21	0.28	0.34	0.40	0.46	0.52	0.58	1.07	0.16	0.27	0.37	0.47	0.58	0.68	0.79	0.89	1.00
48	1.29	2.13	2.97	3.81	4.64	5.48	6.32	7.16	8.00	48	2.22	3.66	5.11	6.55	7.99	9.43	10.87	12.31	13.76
1.22	0.12	0.20	0.28	0.35	0.43	0.51	0.59	0.67	0.74	1.22	0.21	0.34	0.47	0.61	0.74	0.88	1.01	1.14	1.28
54	1.43	2.36	3.30	4.23	5.16	6.09	7.02	7.95	8.88	54	2.47	4.07	5.67	7.27	8.87	1.47	12.07	13.67	15.28
1.37	0.13	0.22	0.31	0.39	0.48	0.57	0.65	0.74	0.82	1.37	0.23	0.38	0.53	0.68	0.82	0.14	1.12	1.27	1.42
60	1.58	2.60	3.62	4.65	5.67	6.69	7.71	8.74	9.76	60	2.71	4.47	6.23	7.99	9.75	11.51	13.27	15.03	16.79
1.52	0.15	0.24	0.34	0.43	0.53	0.62	0.72	0.81	0.91	1.52	0.25	0.42	0.58	0.74	0.91	1.07	1.23	1.40	1.56
66	1.86	3.07	4.28	5.48	6.69	7.90	9.11	10.31	11.52	66	3.20	5.28	7.36	9.44	11.52	13.60	15.67	17.75	19.83
1.68	0.17	0.29	0.40	0.51	0.62	0.73	0.85	0.96	1.07	1.68	0.30	0.49	0.68	0.88	1.07	1.26	1.46	1.65	1.84
72	2.00	3.30	4.60	5.90	7.20	8.50	9.80	11.10	12.40	72	3.45	5.69	7.92	10.16	12.40	14.64	16.87	19.11	21.35
1.83	0.19	0.31	0.43	0.55	0.67	0.79	0.91	1.03	1.15	1.83	0.32	0.53	0.74	0.94	1.15	1.36	1.57	1.78	1.98
78	2.15	3.54	4.93	6.32	7.72	9.11	10.50	11.89	13.28	78	3.69	6.09	8.49	10.89	13.28	15.68	18.08	20.47	22.87
1.98	0.20	0.33	0.46	0.59	0.72	0.85	0.98	1.10	1.23	1.98	0.34	0.57	0.79	1.01	1.23	1.46	1.68	1.90	2.12
84	2.43	4.01	5.59	7.17	8.74	10.31	11.89	13.47	15.05	84	4.19	6.90	9.62	12.33	15.05	17.76	20.48	23.19	25.91
2.13	0.23	0.37	0.52	0.67	0.81	0.96	1.10	1.25	1.40	2.13	0.39	0.64	0.89	1.15	1.40	1.65	1.90	2.15	2.41
90	2.57	4.24	5.91	7.58	9.25	10.92	12.59	14.26	15.93	90	4.43	7.31	10.18	13.05	15.93	18.80	21.68	24.55	27.42
2.29	0.24	0.39	0.55	0.70	0.86	1.01	1.17	1.32	1.48	2.29	0.41	0.68	0.95	1.21	1.48	1.75	2.01	2.28	2.55
96	2.72	4.48	6.24	8.00	9.76	11.53	13.29	15.05	16.81	96	4.68	7.71	10.74	13.78	16.81	19.84	22.88	25.91	28.94
2.44	0.25	0.42	0.58	0.74	0.91	1.07	1.23	1.40	1.56	2.44	0.43	0.72	1.00	1.28	1.56	1.84	2.13	2.41	2.69

Airflow Resistance

Standard Air - 0.075 lb/ft³ (1.2 kg/m³)

Test size 48 in. x 48 in. (1219 mm x 1219 mm)

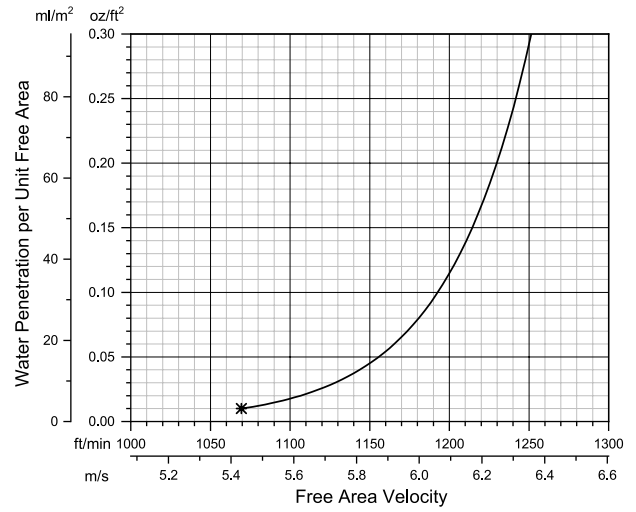


*Only 90° open data is AMCA Certified. Model EAH-690 resistance to airflow (pressure drop) varies depending on louver application (air intake or air exhaust). Free area velocities (shown) are higher than average velocity through the overall louver size. See louver selection information. (Test Figure 5.5-6.5)

Water Penetration

Standard Air - 0.075 lb/ft³ (1.2 kg/m³)

Test size 48 in. x 48 in. (1219 mm x 1219 mm) Test duration of 15 min.



Water Performance ratings are not AMCA Certified. Test provides a method for comparing various louver models and designs as to their efficiency in resisting the penetration of rainfall under specific laboratory test conditions. The beginning point of water penetration is defined as that velocity where the water penetration curve projects through 0.01 oz. (3 g) of water (penetration) per sq. ft. (m²) of louver free area. ***The beginning point of water penetration for Model EAH-690 with blade angle at 45° is 1069 fpm (5.431 m/s) free area velocity (blade angle at 90° is 618 fpm (3.139 m/s) free area velocity).** These performance ratings do not guarantee a louver to be weatherproof or stormproof and should be used in combination with other factors including good engineering judgement in selecting louvers.