



---

# BNB

PLENUM FAN  
with Backward Curved Wheels





# BNB Series

## PLENUM FAN with Backward Curved Wheels



Kruger Ventilation Industries Asia Co., Ltd certifies that the **BNB Series** shown herein is licensed to bear the AMCA Seal. The ratings shown are based on tests and procedures performed in accordance with AMCA Publication 211 and comply with the requirements of the AMCA Certified Ratings Program.



## BNB Series


### Plenum Fans – Backward curved wheels

**Kruger Plenum Fans** are designed for air handling application where the fan wheel operates without housing, inside a plenum. This results in saving of space normally occupied by the fan housing, transition and diffusers. The fan wheel pressurizes the entire plenum in which the fan is installed. This allows air ducts to be directly connected from any direction to the plenum. The compact size of the plenum fan makes it an excellent selection for retrofit and replacement application and for variable air volume systems.

There are three types of BNB Series, i.e. BNB-R (regular type), BNB-P (high pressure ratio type), BNB-Q (high volume ratio type).

### NOMENCLATURE

**MODEL: BNB-R 450 / D I**

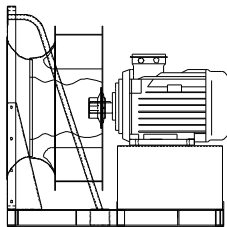


### TYPE / OPERATING LIMIT

Each fan type has its maximum operating speed and power due to its mechanical design.

The operating limit of BNB series is set according with the requirement of class I and II limit as defined in AMCA standard 99.

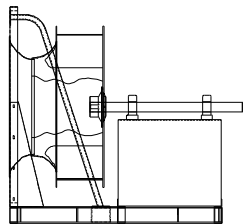
The BNB series is available in Direct Driven and Belt Driven as follow:



#### Direct Driven 'D'

This type is supplied with no belts nor pulley and therefore minimal maintenance is required. It is a compact, space saving design with motor directly connected to wheel. This construction is mainly for cleanroom, with or without VFD, since there is an absence of belt residue which may contaminate the airstreams.

Fan Size : 315 to 1400  
 Volume : 1000 to 150,000 m<sup>3</sup>/h  
 Total Pressure : up to 2500 Pa



#### Belt Driven 'B'

No bearings in the fan inlet to affect performance. Separate base for motor mounting is required.

Fan Size : 315 to 1400  
 Volume : 1000 to 150,000 m<sup>3</sup>/h  
 Total Pressure : up to 2500 Pa

Drawings and dimension data of belt driven are available upon request.

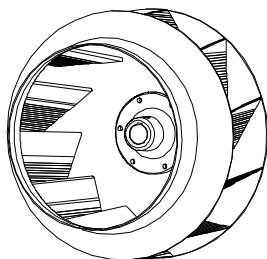
### TECHNICAL SPECIFICATION

#### Wheel

The wheels of BNB series have backward curved blades manufactured in mild steel with polyester powder coating finish.

#### Shaft

Shafts are manufactured from C45 carbon steel using an automatic process for positioning and cutting of the keyways. All dimensional tolerances of the shaft are fully checked to ensure a precision fit. All shafts are then coated with an anti-corrosion varnish after assembly.



**Bearing**

Bearings used are either deep groove ball bearings with an adapter sleeve, or spherical roller bearings sealed at both sides for different duty application.

The bearings are lubricated for life and maintenance-free. If re-lubrication is necessary, it is recommended to use lithium base grease suitable for all temperatures within the operational limits.

**Balancing Quality**

All wheels are statically and dynamically balanced to ISO1940 and AMCA 204 – G2.5 standard.

All fans after assembly are trim-balanced to ISO1940 and AMCA 204 - G2.5 standard.

Other standard rather than G2.5 is available upon request.

**ACCESSORIES**

**Inlet Guard**

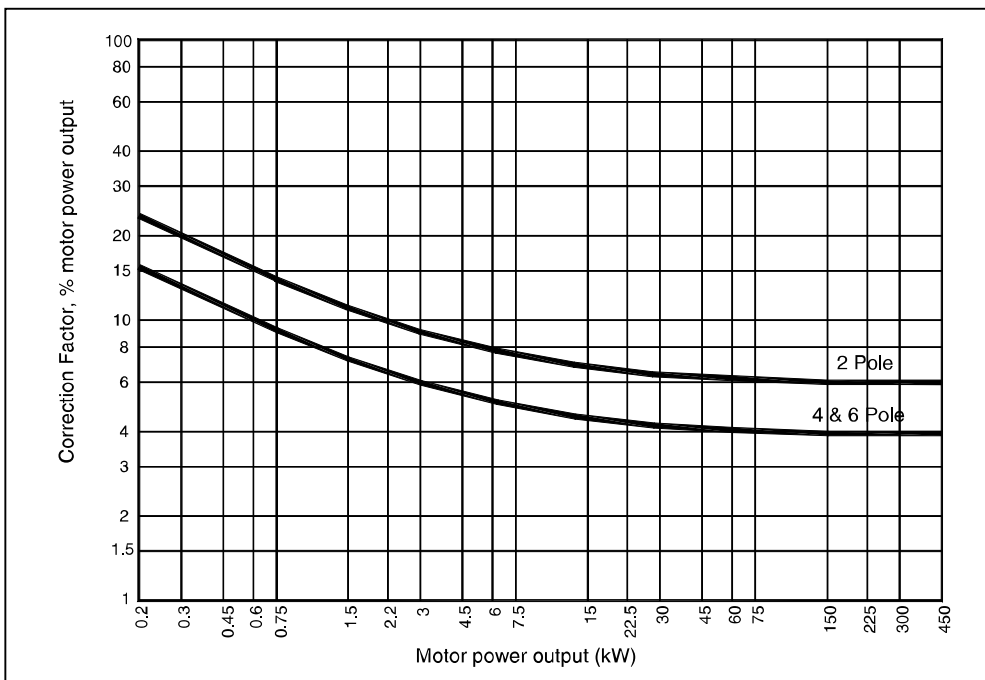
Inlet guards may be a requirement in some industrial safety regulations. These are available upon request.

**Motor Selection**

The power curves shown on each performance graph represents the absorbed power at the shaft of the fan measured in kW.

To determine the power of the motor to be installed, a correction factor should be applied to compensate for the transmission loss.

For conversion to horsepower (HP), use multiplying factor 1.34.



Fan performance calculated with this correction factor is not licensed by AMCA International.

## PERFORMANCE

The performance data shown on each diagram is derived from tests conducted in accordance with AMCA Standard 210- Fig 15- Installation type A (free inlet and free outlet condition).

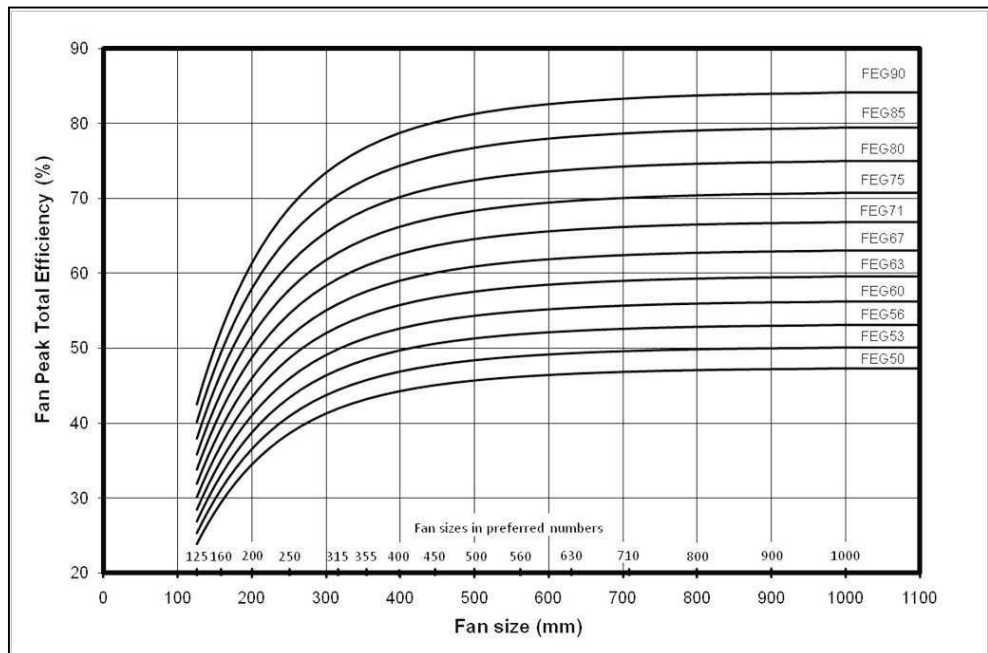
Ratings refer to standard air density with the total pressure as a function of the air volume, using logarithmic scale.

It is essential that, the same installation type and test standards are used at all times, when comparing fan performance.

According to ISO 12759/AMCA 205, BNB series can be classify as FEG 85 based on fan peak efficiency. The following is the explanation of FEG classification:

1. Fan size is the impeller diameter in mm.
2. The fan peak efficiency shall be calculated from the fan (total) pressure.
3. If this method is used for a direct driven fan, the fan efficiency is the impeller efficiency.
4. The FEG label for a given fan size is assigned when the fan peak efficiency is equal or lower than the efficiency at the grade upper limit and higher than efficiency at the grade upper limit of the next lower grade for the fan size.
5. For any fan sizes larger than 1016 mm, the values of the grade upper limits are the same as for a size of 1016 mm.
6. No labels are considered for the fans with the fan peak total efficiency below FEG50.
7. The values of efficiencies are calculated for fan sizes in the preferred R40 Series.
8. Not all fan sizes in preferred numbers shown.

### Fan Efficiency Grades (FEG) for Fans without Drives (SI) – ISO 12759/ AMCA 205



## NOISE

The noise levels shown on each diagram refer to the sound power, "A-weighted" values and the data are obtained at the outlet side from tests conducted in accordance to AMCA Standard 300. The noise levels are determined as follow:

- Sound power level - ("A" scale):  $L_w(A)$  as catalogue
- Octave band spectrum:  $L_w = L_w(A) + L_w \text{ rel. dB}$  [refer to Kruger for more details]
- Sound pressure level:
  - a) free field  
 $L_p(A) = L_w(A) - (20 \log_{10} d) - 11$
  - b) room conditions  
 $L_p(A) = L_w(A) - (20 \log_{10} d) - 8$
 where  $d$  = distance of fan (m)

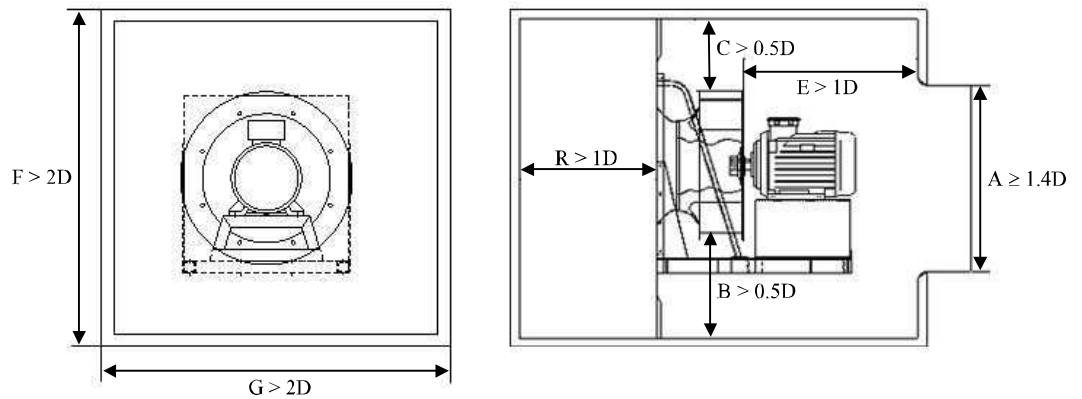
## SELECTION GUIDELINES

To obtain optimum performance, the following guidelines should be adhered to in the plenum fan selection.

## MINIMUM DISTANCE

Recommended minimum distance values for correct plenum fan installation are as follow.

$D$  = Impeller Diameter



# Example of Selection

Air Volume  $Q=6120\text{m}^3/\text{h}$

Outlet Velocity  $V=9.44\text{m/s}$

Dynamic Pressure  $Pd=53\text{Pa}$

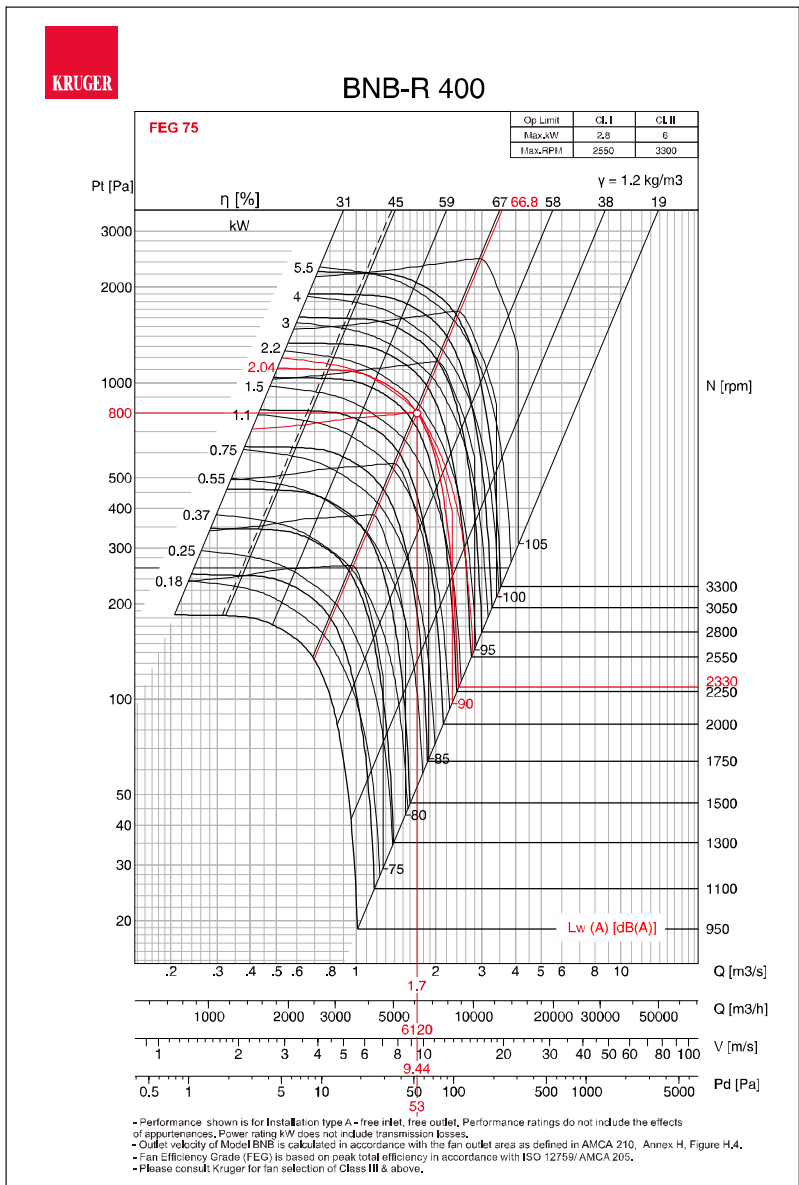
Total Pressure  $Pt=800\text{Pa}$

Fan Speed  $N=2330\text{rpm}$

Absorbed Power  $W=2.04\text{kW}$

Total Efficiency  $\eta=66.8\%$

Sound Power Level  $Lw(A)=90\text{dB(A)}$

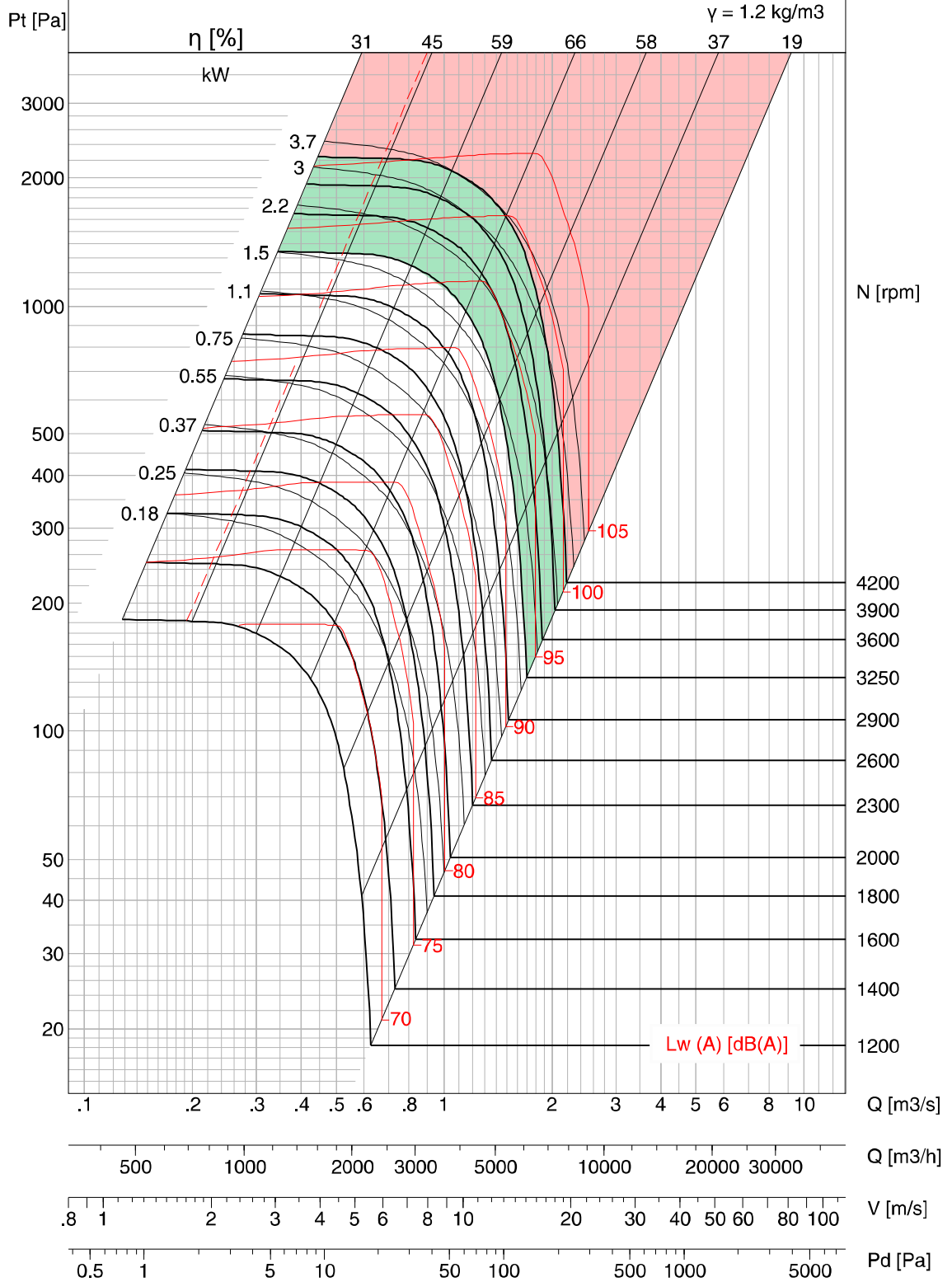




# BNB-R 315

**FEG 75**

Op Limit	Cl. I	Cl. II
Max.kW	1.7	3.7
Max.RPM	3250	4200

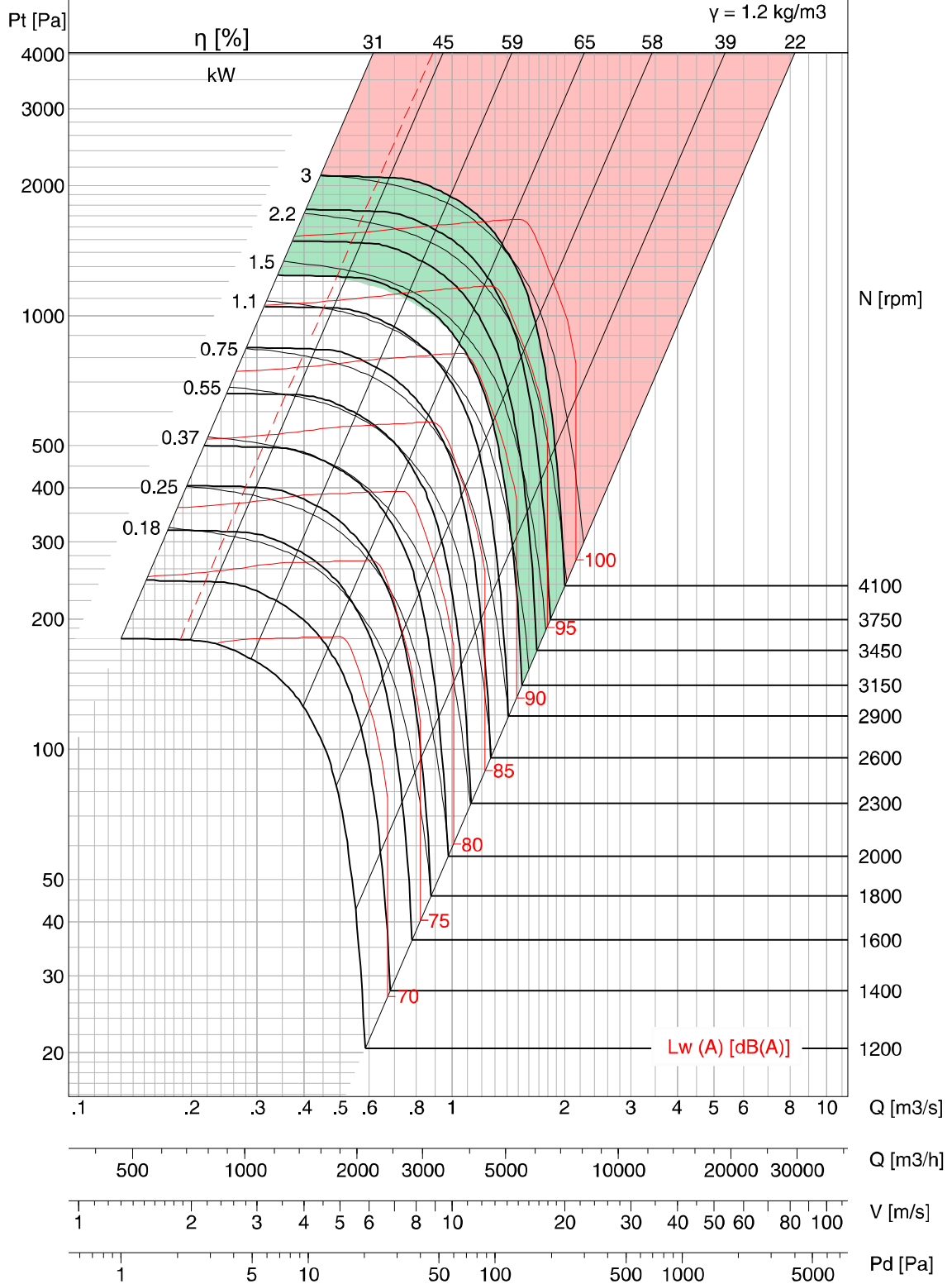


- Performance shown is for Installation type A - free inlet, free outlet. Performance ratings do not include the effects of appurtenances. Power rating kW does not include transmission losses.
- Outlet velocity of Model BNB is calculated in accordance with the fan outlet area as defined in AMCA 210, Annex H, Figure H.4.
- Fan Efficiency Grade (FEG) is based on peak total efficiency in accordance with ISO 12759/ AMCA 205.
- Please consult Kruger for fan selection of Class III & above.

# BNB-P 315

**FEG 75**

Op Limit	Cl. I	Cl. II
Max.kW	1.4	3.2
Max.RPM	3150	4100

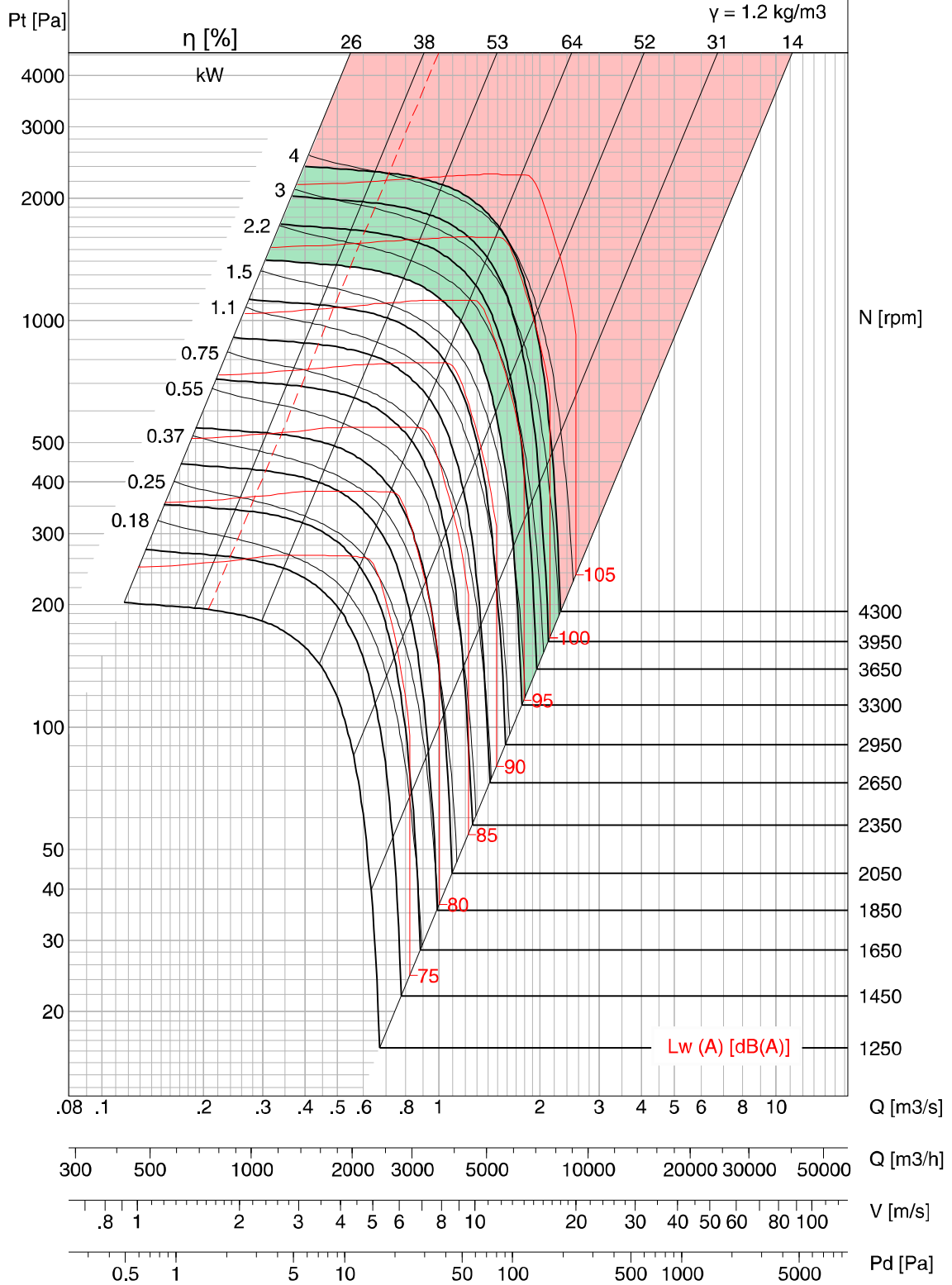


- Performance shown is for Installation type A - free inlet, free outlet. Performance ratings do not include the effects of appurtenances. Power rating kW does not include transmission losses.
- Outlet velocity of Model BNB is calculated in accordance with the fan outlet area as defined in AMCA 210, Annex H, Figure H.4.
- Fan Efficiency Grade (FEG) is based on peak total efficiency in accordance with ISO 12759/ AMCA 205.
- Please consult Kruger for fan selection of Class III & above.

# BNB-Q 315

**FEG 75**

Op Limit	Cl. I	Cl. II
Max.kW	1.9	4.2
Max.RPM	3300	4300

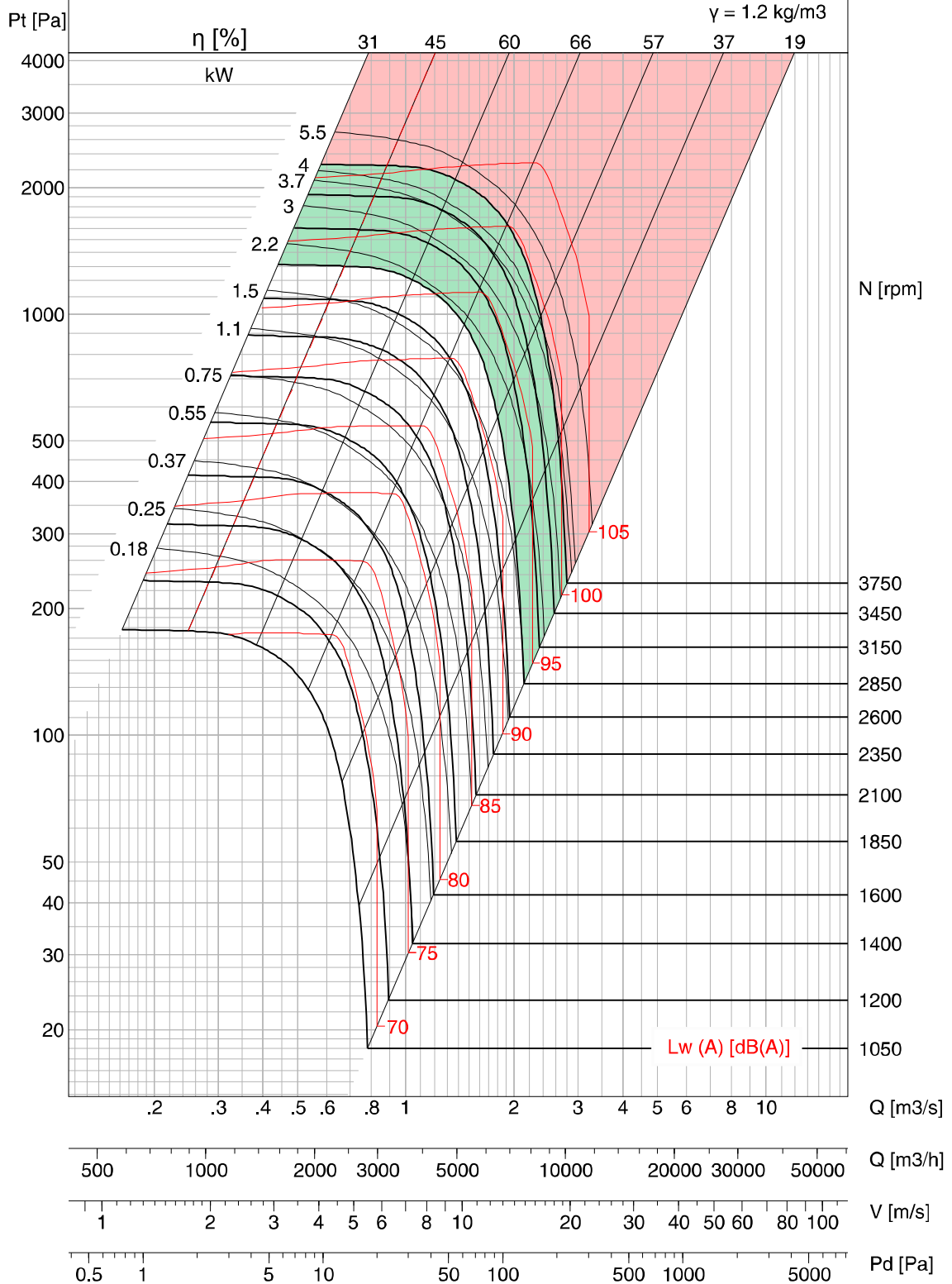


- Performance shown is for Installation type A - free inlet, free outlet. Performance ratings do not include the effects of appurtenances. Power rating kW does not include transmission losses.
- Outlet velocity of Model BNB is calculated in accordance with the fan outlet area as defined in AMCA 210, Annex H, Figure H.4.
- Fan Efficiency Grade (FEG) is based on peak total efficiency in accordance with ISO 12759/ AMCA 205.
- Please consult Kruger for fan selection of Class III & above.

# BNB-R 355

**FEG 75**

Op Limit	Cl. I	Cl. II
Max.kW	2.1	4.8
Max.RPM	2850	3750

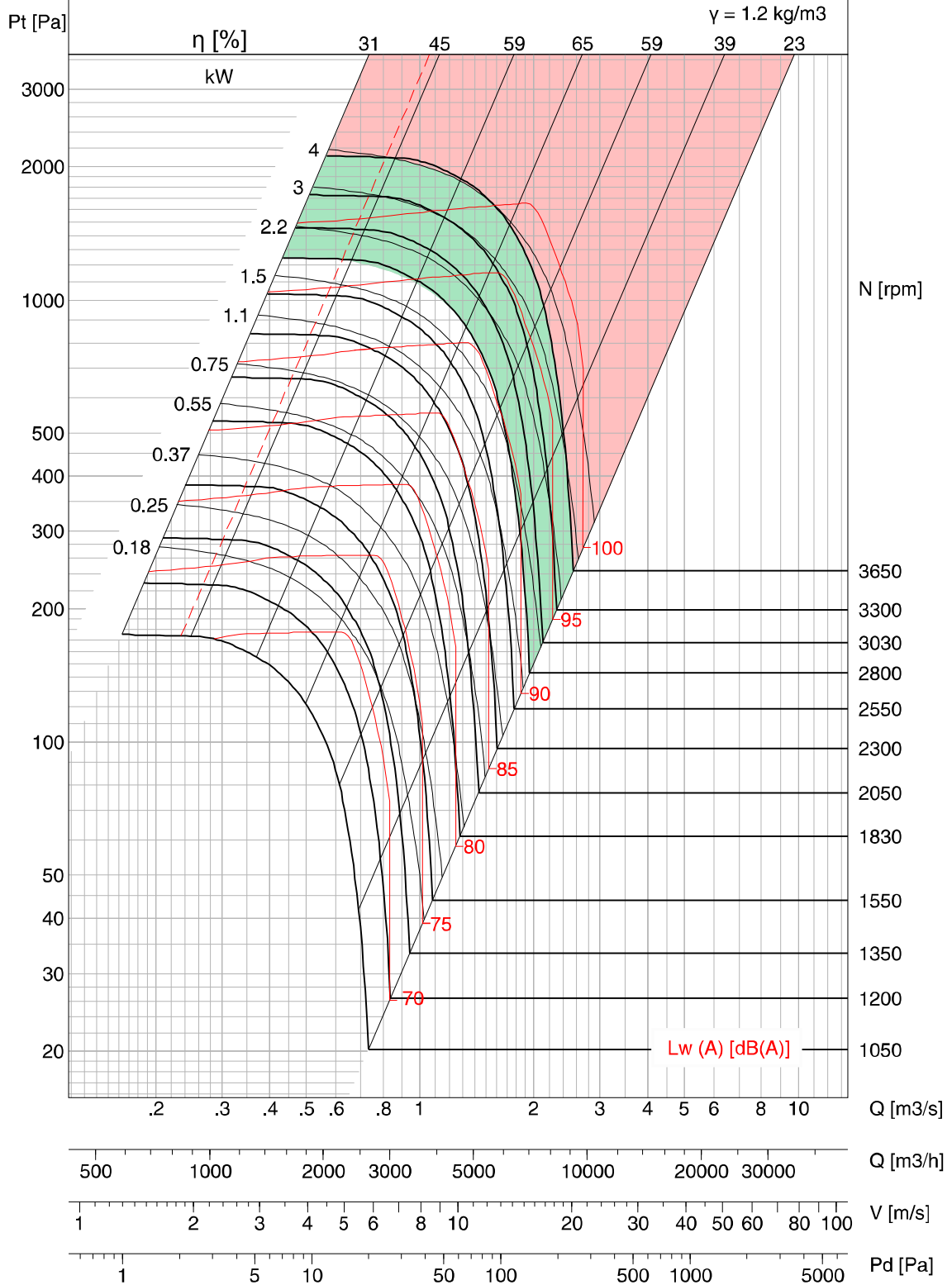


- Performance shown is for Installation type A - free inlet, free outlet. Performance ratings do not include the effects of appurtenances. Power rating kW does not include transmission losses.
- Outlet velocity of Model BNB is calculated in accordance with the fan outlet area as defined in AMCA 210, Annex H, Figure H.4.
- Fan Efficiency Grade (FEG) is based on peak total efficiency in accordance with ISO 12759/ AMCA 205.
- Please consult Kruger for fan selection of Class III & above.

# BNB-P 355

**FEG 75**

Op Limit	Cl. I	Cl. II
Max.kW	1.8	4
Max.RPM	2800	3650

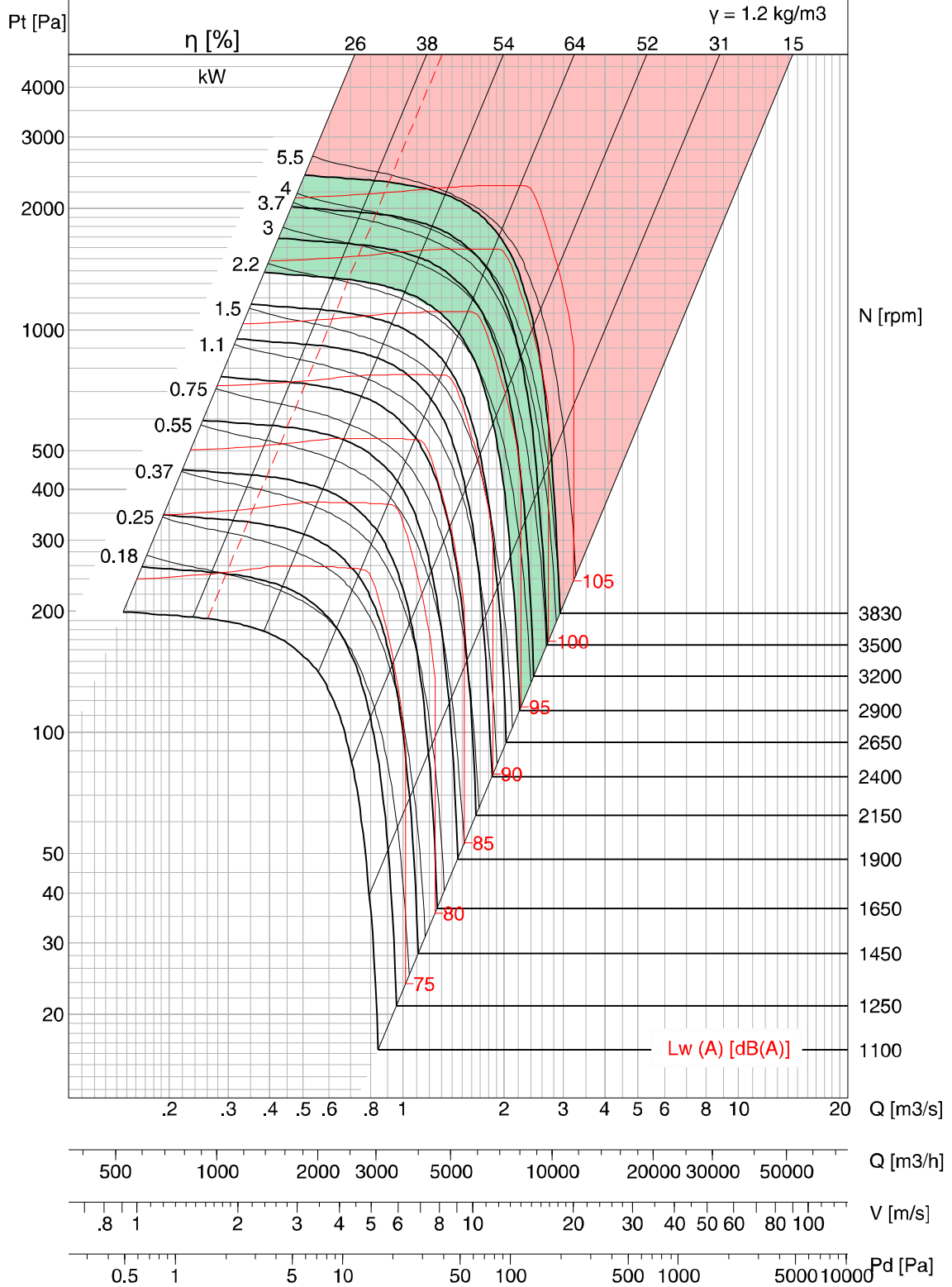


- Performance shown is for Installation type A - free inlet, free outlet. Performance ratings do not include the effects of appurtenances. Power rating kW does not include transmission losses.
- Outlet velocity of Model BNB is calculated in accordance with the fan outlet area as defined in AMCA 210, Annex H, Figure H.4.
- Fan Efficiency Grade (FEG) is based on peak total efficiency in accordance with ISO 12759/ AMCA 205.
- Please consult Kruger for fan selection of Class III & above.

# BNB-Q 355

**FEG 71**

Op Limit	Cl. I	Cl. II
Max.kW	2.3	5.4
Max.RPM	2900	3830

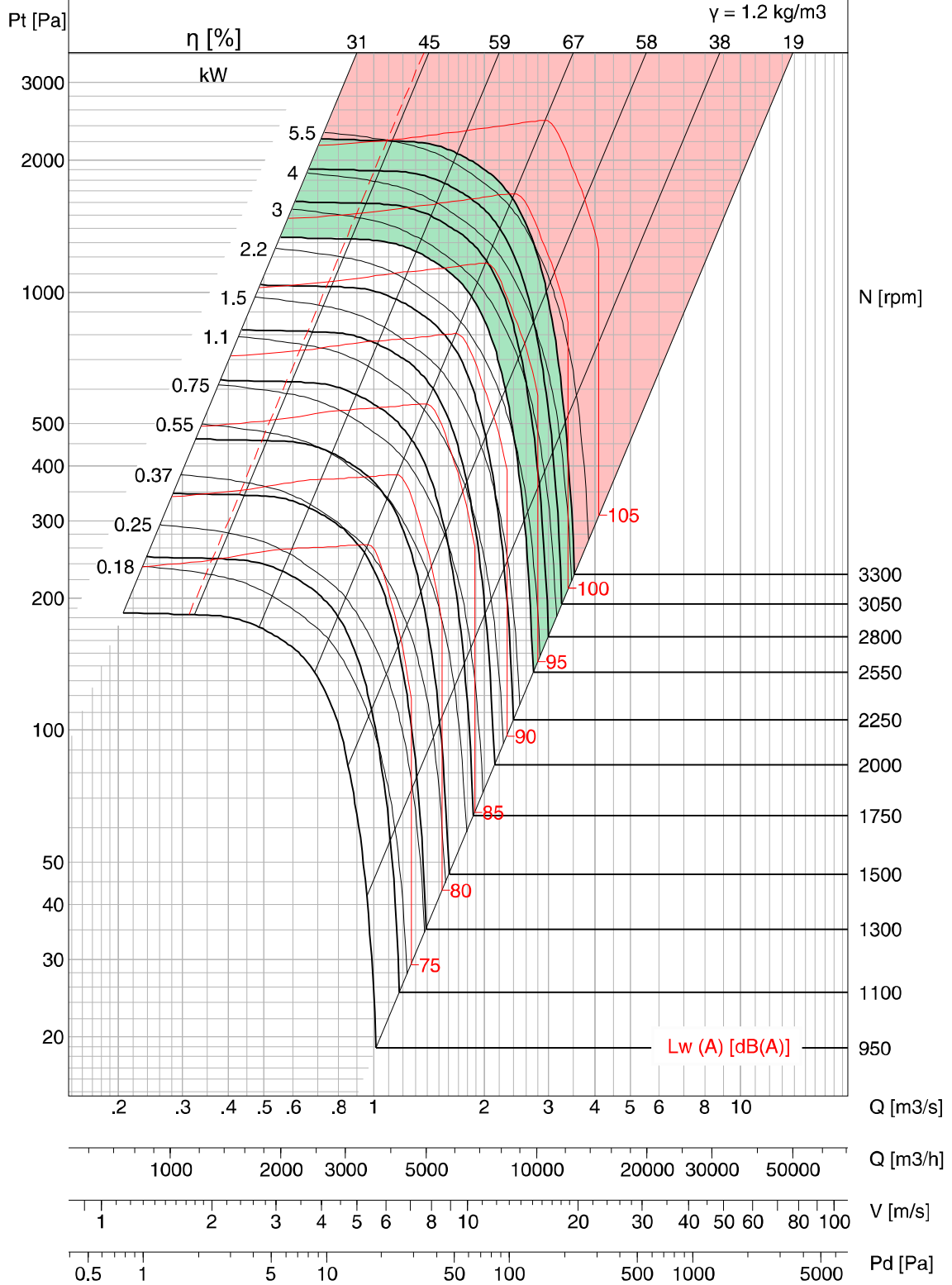


- Performance shown is for Installation type A - free inlet, free outlet. Performance ratings do not include the effects of appurtenances. Power rating kW does not include transmission losses.
- Outlet velocity of Model BNB is calculated in accordance with the fan outlet area as defined in AMCA 210, Annex H, Figure H.4.
- Fan Efficiency Grade (FEG) is based on peak total efficiency in accordance with ISO 12759/ AMCA 205.
- Please consult Kruger for fan selection of Class III & above.

# BNB-R 400

**FEG 75**

Op Limit	Cl. I	Cl. II
Max.kW	2.8	6
Max.RPM	2550	3300

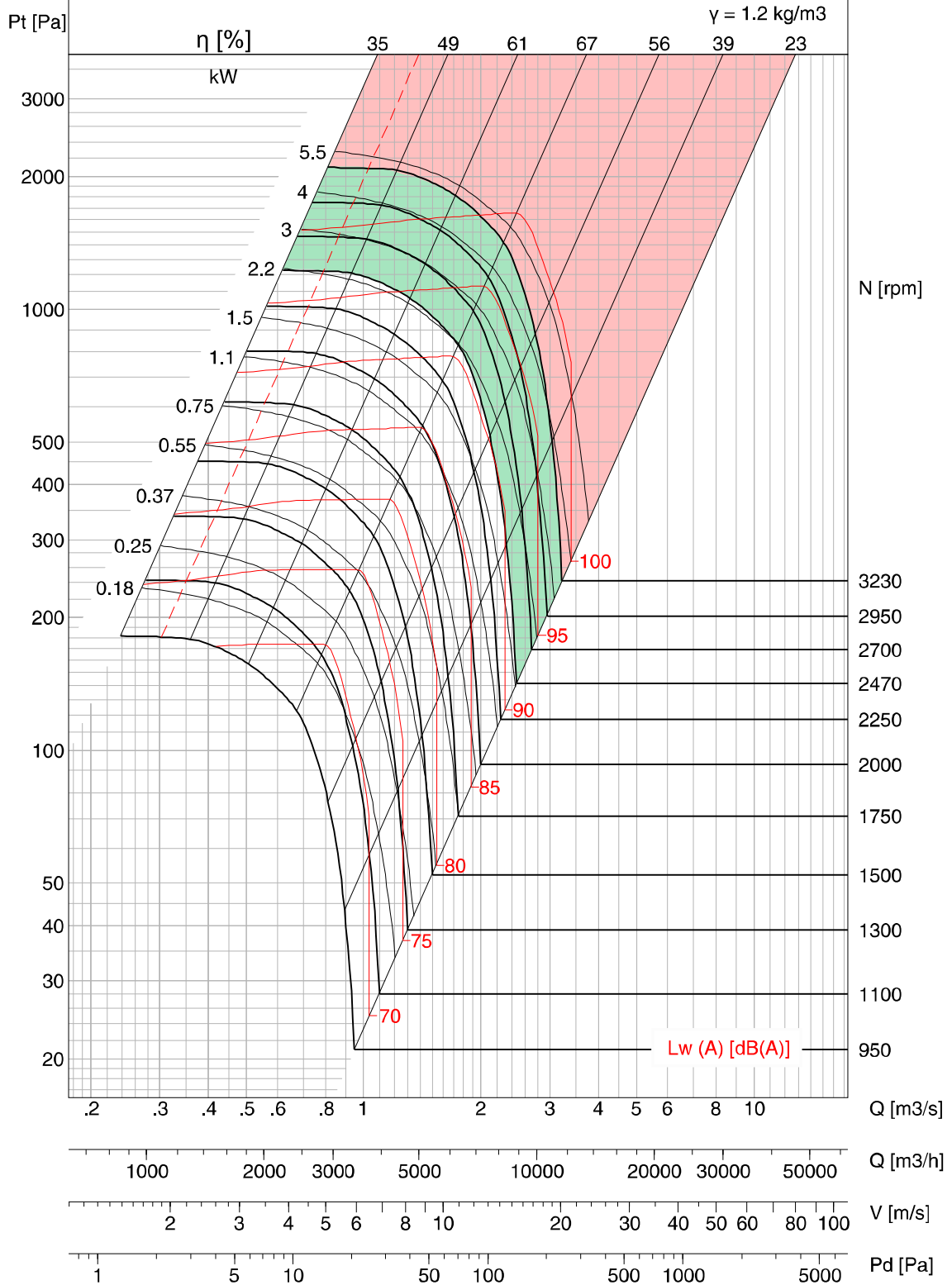


- Performance shown is for Installation type A - free inlet, free outlet. Performance ratings do not include the effects of appurtenances. Power rating kW does not include transmission losses.
- Outlet velocity of Model BNB is calculated in accordance with the fan outlet area as defined in AMCA 210, Annex H, Figure H.4.
- Fan Efficiency Grade (FEG) is based on peak total efficiency in accordance with ISO 12759/ AMCA 205.
- Please consult Kruger for fan selection of Class III & above.

# BNB-P 400

**FEG 75**

Op Limit	Cl. I	Cl. II
Max.kW	2.3	5.1
Max.RPM	2470	3230



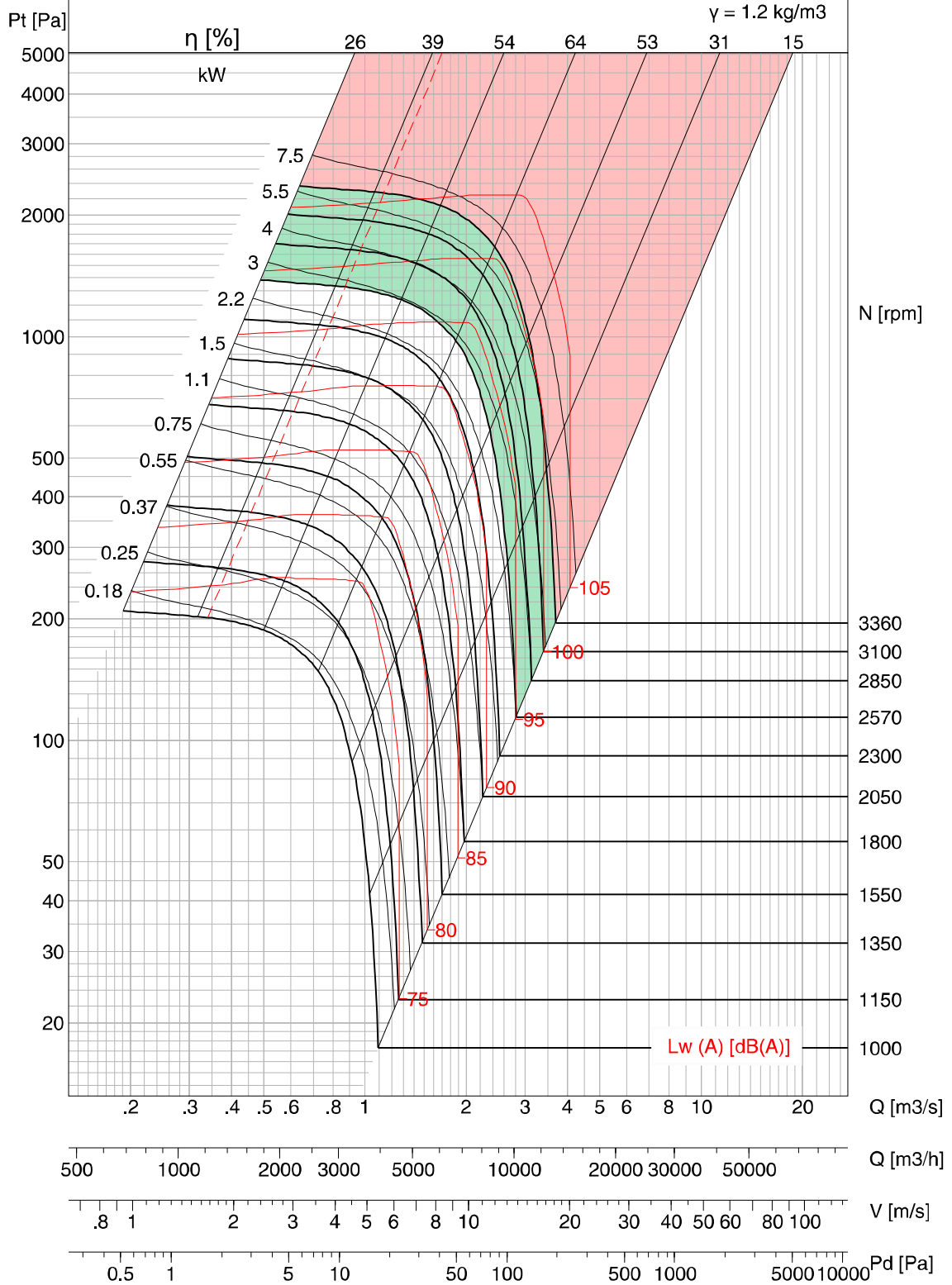
- Performance shown is for Installation type A - free inlet, free outlet. Performance ratings do not include the effects of appurtenances. Power rating kW does not include transmission losses.
- Outlet velocity of Model BNB is calculated in accordance with the fan outlet area as defined in AMCA 210, Annex H, Figure H.4.
- Fan Efficiency Grade (FEG) is based on peak total efficiency in accordance with ISO 12759/ AMCA 205.
- Please consult Kruger for fan selection of Class III & above.



# BNB-Q 400

**FEG 71**

Op Limit	Cl. I	Cl. II
Max.kW	3	6.6
Max.RPM	2570	3360



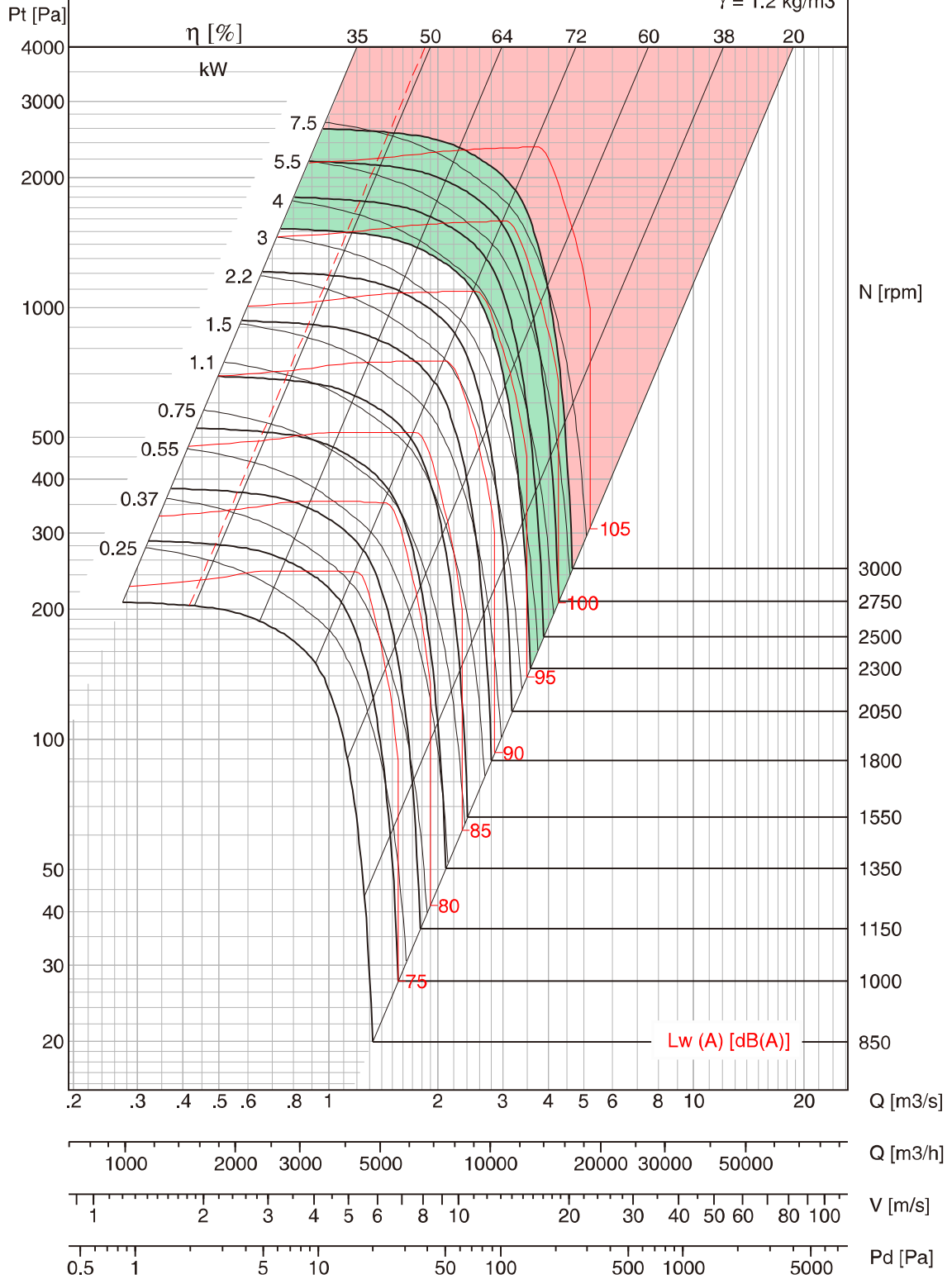
- Performance shown is for Installation type A - free inlet, free outlet. Performance ratings do not include the effects of appurtenances. Power rating kW does not include transmission losses.
- Outlet velocity of Model BNB is calculated in accordance with the fan outlet area as defined in AMCA 210, Annex H, Figure H.4.
- Fan Efficiency Grade (FEG) is based on peak total efficiency in accordance with ISO 12759/ AMCA 205.
- Please consult Kruger for fan selection of Class III & above.

# BNB-R 450

**FEG 80**

Op Limit	Cl. I	Cl. II
Max.kW	3.9	8.6
Max.RPM	2300	3000

$\gamma = 1.2 \text{ kg/m}^3$



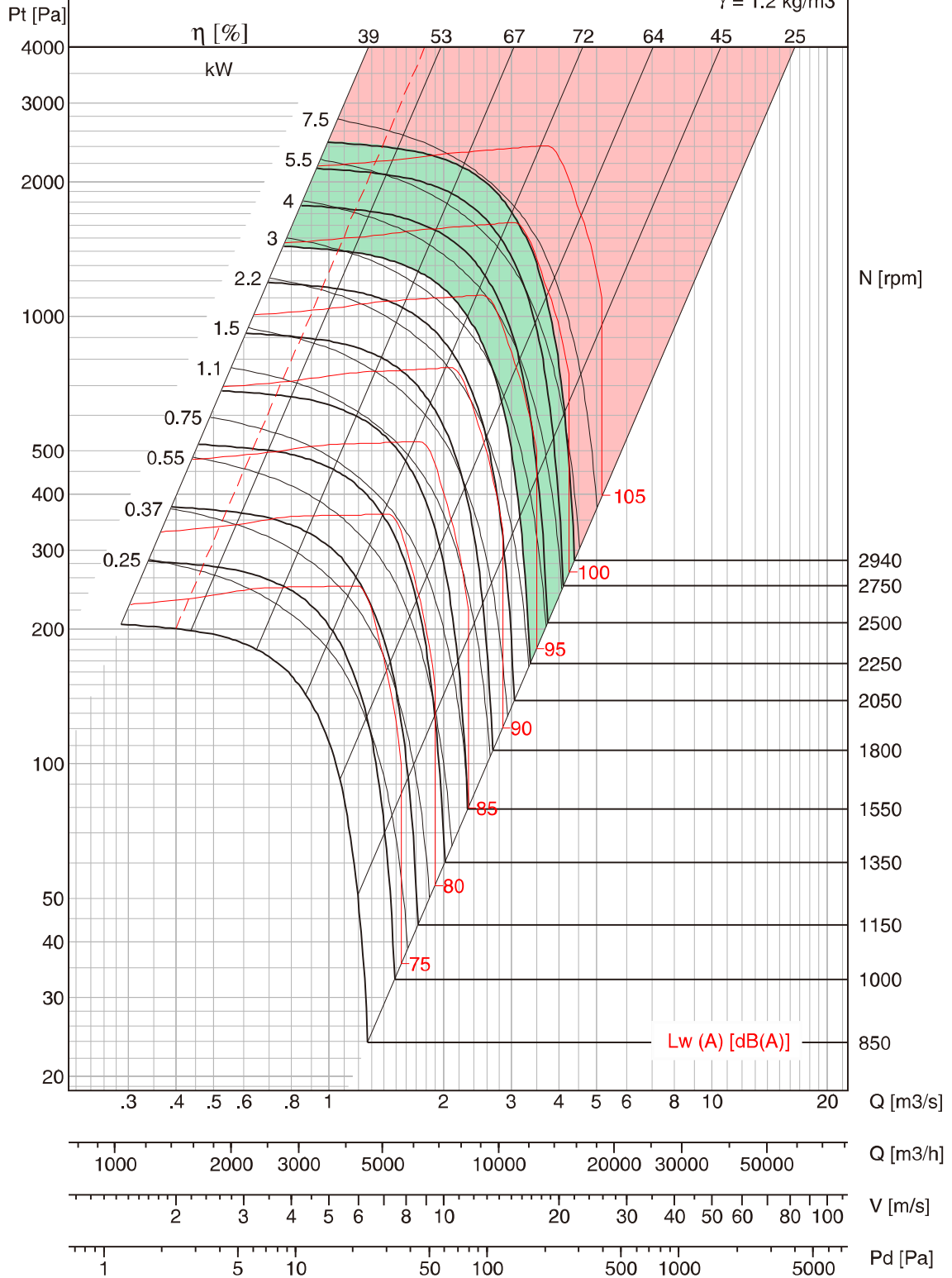
- Performance shown is for Installation type A - free inlet, free outlet. Performance ratings do not include the effects of appurtenances. Power rating kW does not include transmission losses.
- Outlet velocity of Model BNB is calculated in accordance with the fan outlet area as defined in AMCA 210, Annex H, Figure H.4.
- Fan Efficiency Grade (FEG) is based on peak total efficiency in accordance with ISO 12759/ AMCA 205.
- Please consult Kruger for fan selection of Class III & above.

# BNB-P 450

**FEG 80**

Op Limit	Cl. I	Cl. II
Max.kW	3.3	7.4
Max.RPM	2250	2940

$\gamma = 1.2 \text{ kg/m}^3$



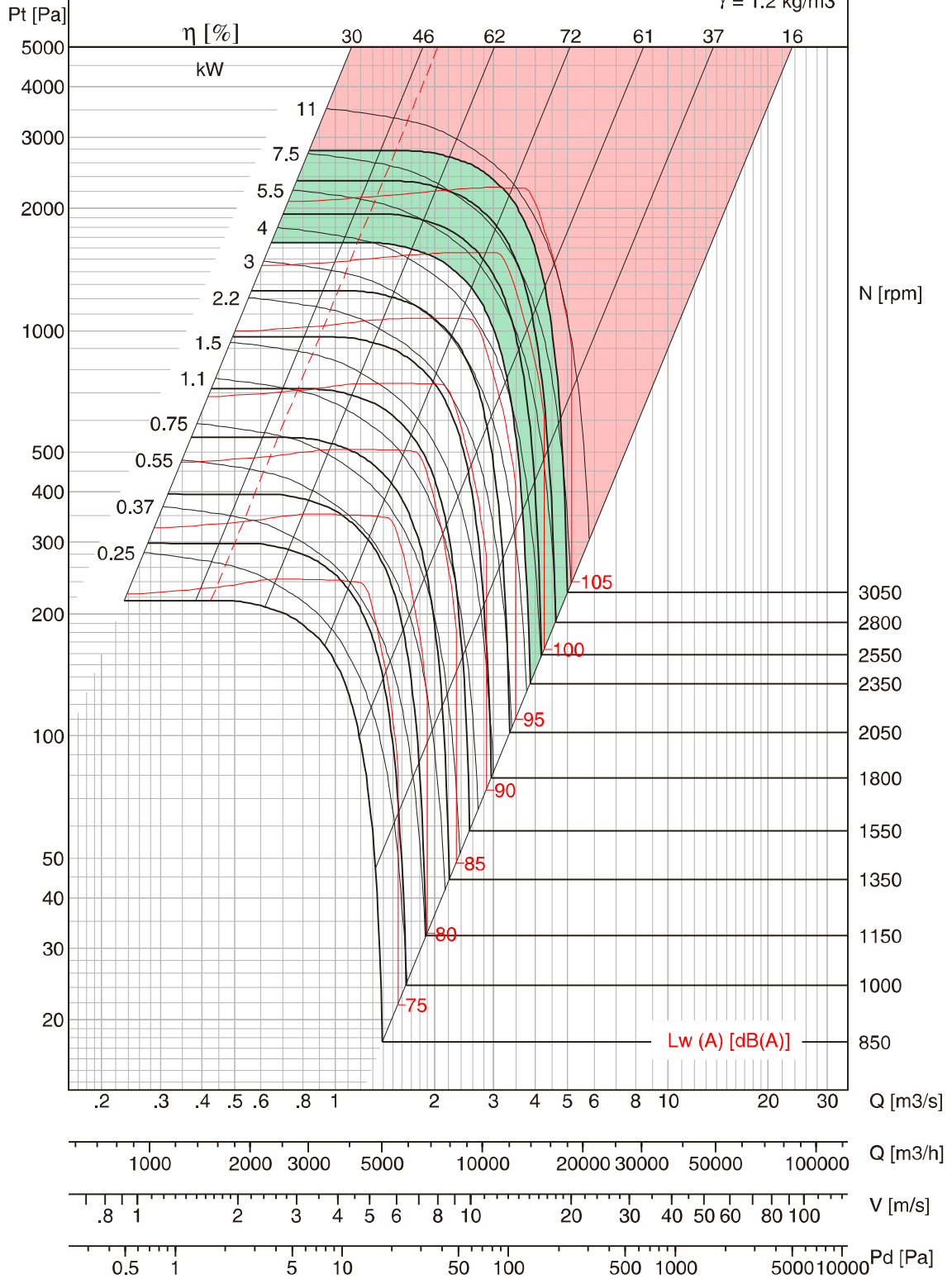
- Performance shown is for Installation type A - free inlet, free outlet. Performance ratings do not include the effects of appurtenances. Power rating kW does not include transmission losses.
- Outlet velocity of Model BNB is calculated in accordance with the fan outlet area as defined in AMCA 210, Annex H, Figure H.4.
- Fan Efficiency Grade (FEG) is based on peak total efficiency in accordance with ISO 12759/ AMCA 205.
- Please consult Kruger for fan selection of Class III & above.

# BNB-Q 450

**FEG 80**

Op Limit	Cl. I	Cl. II
Max.kW	4.6	10
Max.RPM	2350	3050

$\gamma = 1.2 \text{ kg/m}^3$

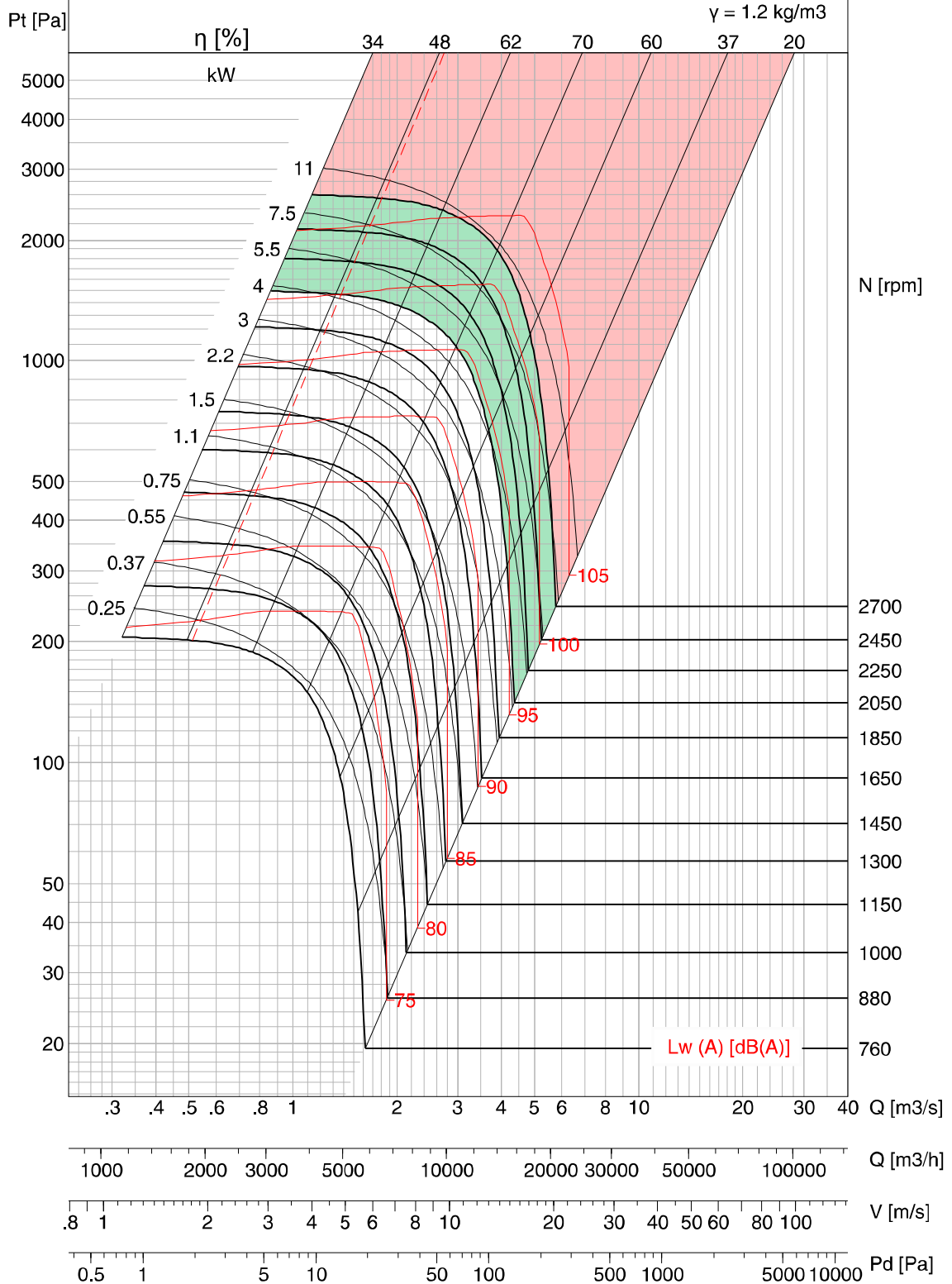


- Performance shown is for Installation type A - free inlet, free outlet. Performance ratings do not include the effects of appurtenances. Power rating kW does not include transmission losses.
- Outlet velocity of Model BNB is calculated in accordance with the fan outlet area as defined in AMCA 210, Annex H, Figure H.4.
- Fan Efficiency Grade (FEG) is based on peak total efficiency in accordance with ISO 12759/ AMCA 205.
- Please consult Kruger for fan selection of Class III & above.

# BNB-R 500

**FEG 75**

Op Limit	Cl. I	Cl. II
Max.kW	4.7	10.6
Max.RPM	2050	2700



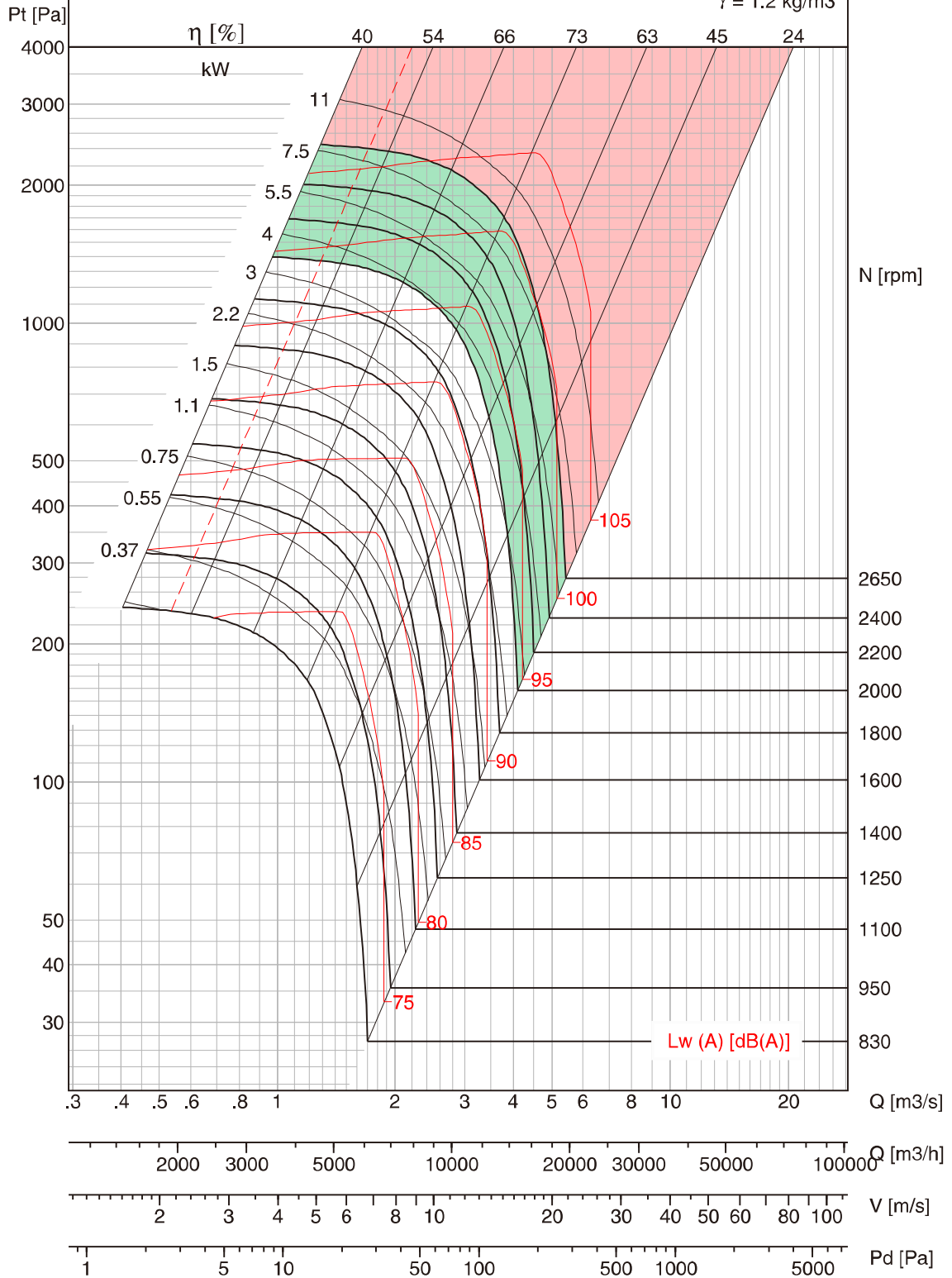
- Performance shown is for Installation type A - free inlet, free outlet. Performance ratings do not include the effects of appurtenances. Power rating kW does not include transmission losses.
- Outlet velocity of Model BNB is calculated in accordance with the fan outlet area as defined in AMCA 210, Annex H, Figure H.4.
- Fan Efficiency Grade (FEG) is based on peak total efficiency in accordance with ISO 12759/ AMCA 205.
- Please consult Kruger for fan selection of Class III & above.

# BNB-P 500

**FEG 80**

Op Limit	Cl. I	Cl. II
Max.kW	3.9	9.1
Max.RPM	2000	2650

$\gamma = 1.2 \text{ kg/m}^3$



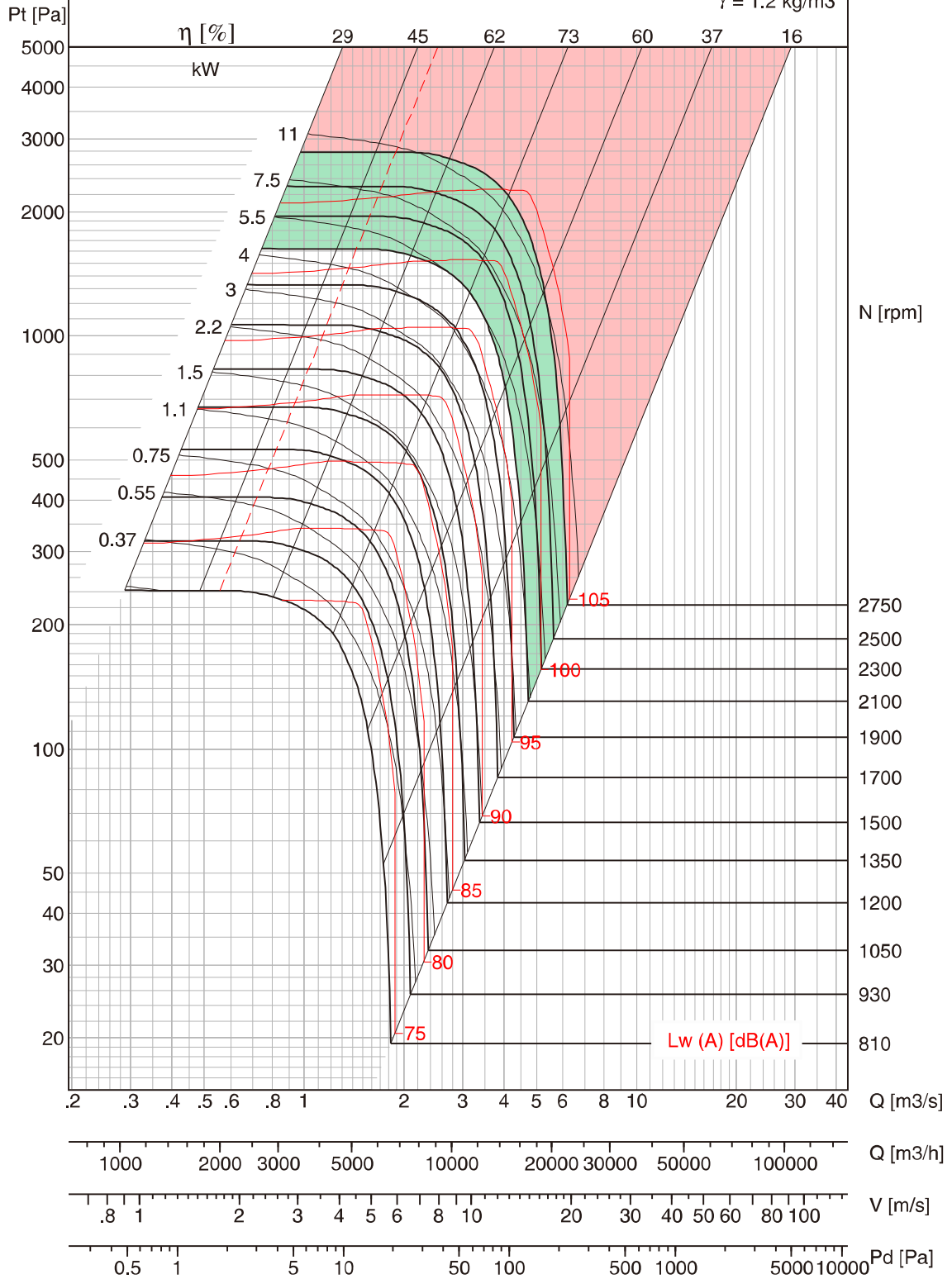
- Performance shown is for Installation type A - free inlet, free outlet. Performance ratings do not include the effects of appurtenances. Power rating kW does not include transmission losses.
- Outlet velocity of Model BNB is calculated in accordance with the fan outlet area as defined in AMCA 210, Annex H, Figure H.4.
- Fan Efficiency Grade (FEG) is based on peak total efficiency in accordance with ISO 12759/ AMCA 205.
- Please consult Kruger for fan selection of Class III & above.

# BNB-Q 500

**FEG 80**

Op Limit	Cl. I	Cl. II
Max.kW	5.5	12.4
Max.RPM	2100	2750

$\gamma = 1.2 \text{ kg/m}^3$

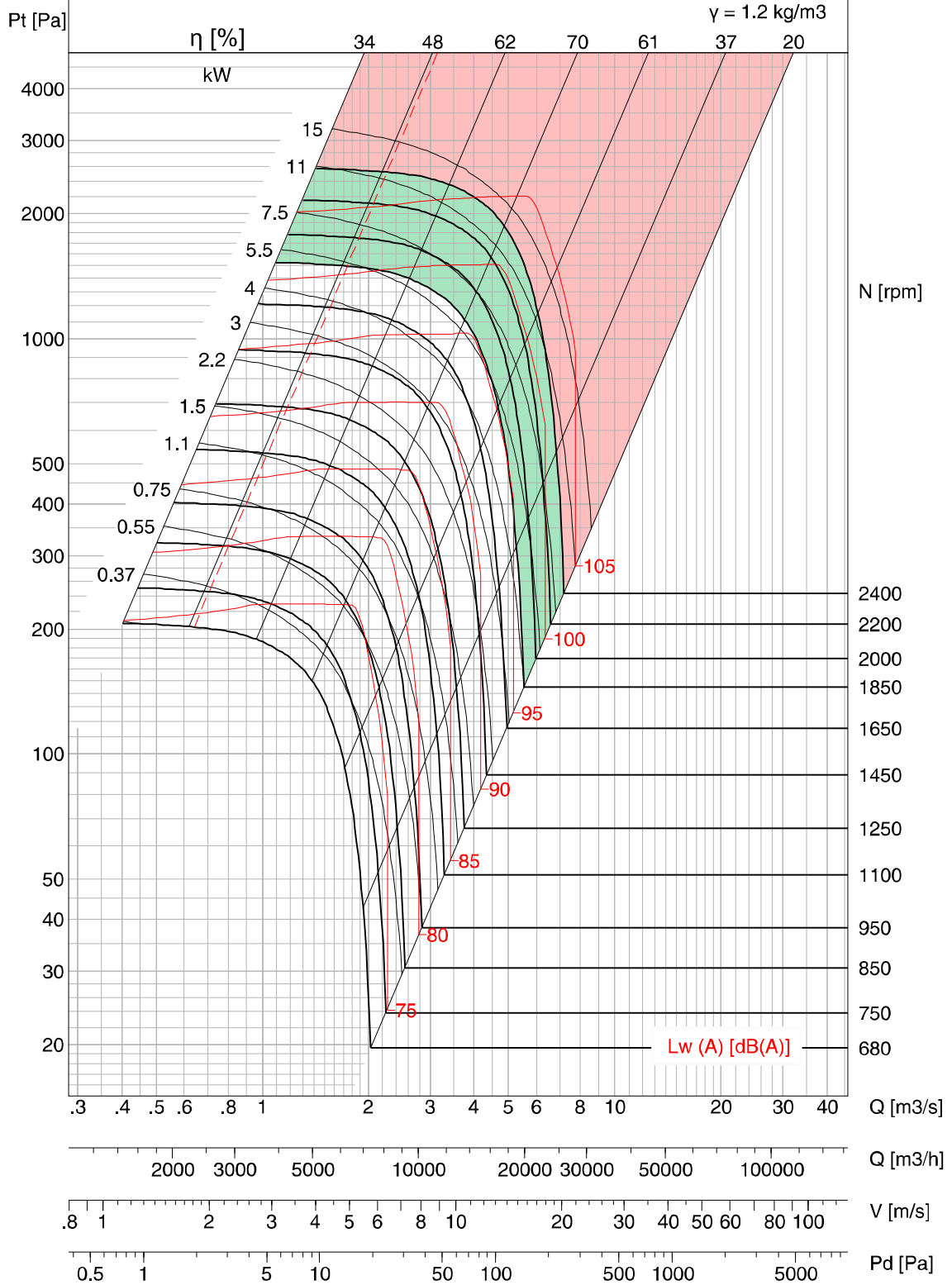


- Performance shown is for Installation type A - free inlet, free outlet. Performance ratings do not include the effects of appurtenances. Power rating kW does not include transmission losses.
- Outlet velocity of Model BNB is calculated in accordance with the fan outlet area as defined in AMCA 210, Annex H, Figure H.4.
- Fan Efficiency Grade (FEG) is based on peak total efficiency in accordance with ISO 12759/ AMCA 205.
- Please consult Kruger for fan selection of Class III & above.

# BNB-R 560

**FEG 75**

Op Limit	Cl. I	Cl. II
Max.kW	6	13.2
Max.RPM	1850	2400



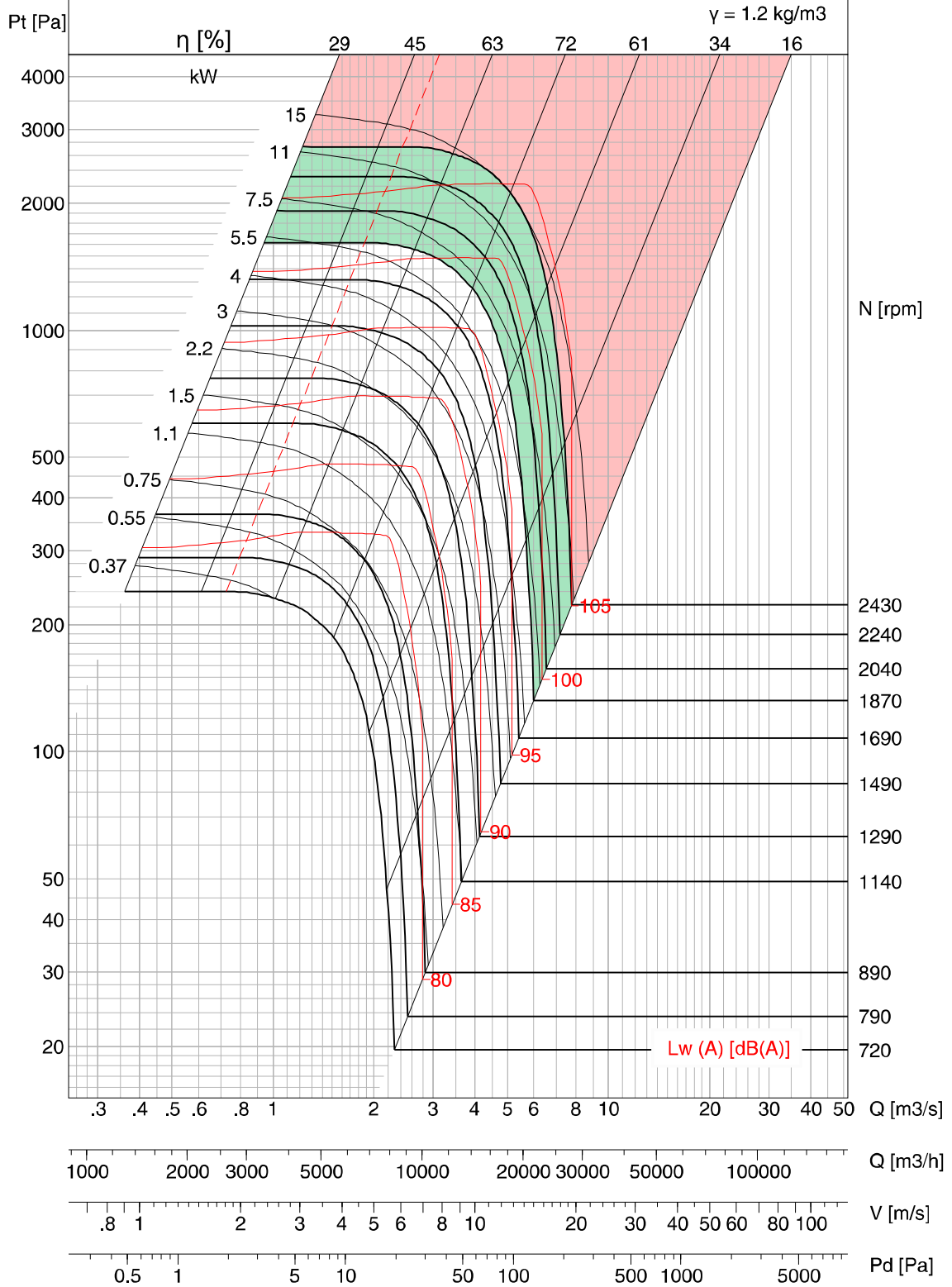
- Performance shown is for Installation type A - free inlet, free outlet. Performance ratings do not include the effects of appurtenances. Power rating kW does not include transmission losses.
- Outlet velocity of Model BNB is calculated in accordance with the fan outlet area as defined in AMCA 210, Annex H, Figure H.4.
- Fan Efficiency Grade (FEG) is based on peak total efficiency in accordance with ISO 12759/ AMCA 205.
- Please consult Kruger for fan selection of Class III & above.



# BNB-Q 560

**FEG 75**

Op Limit	Cl. I	Cl. II
Max.kW	6.9	15.1
Max.RPM	1870	2430

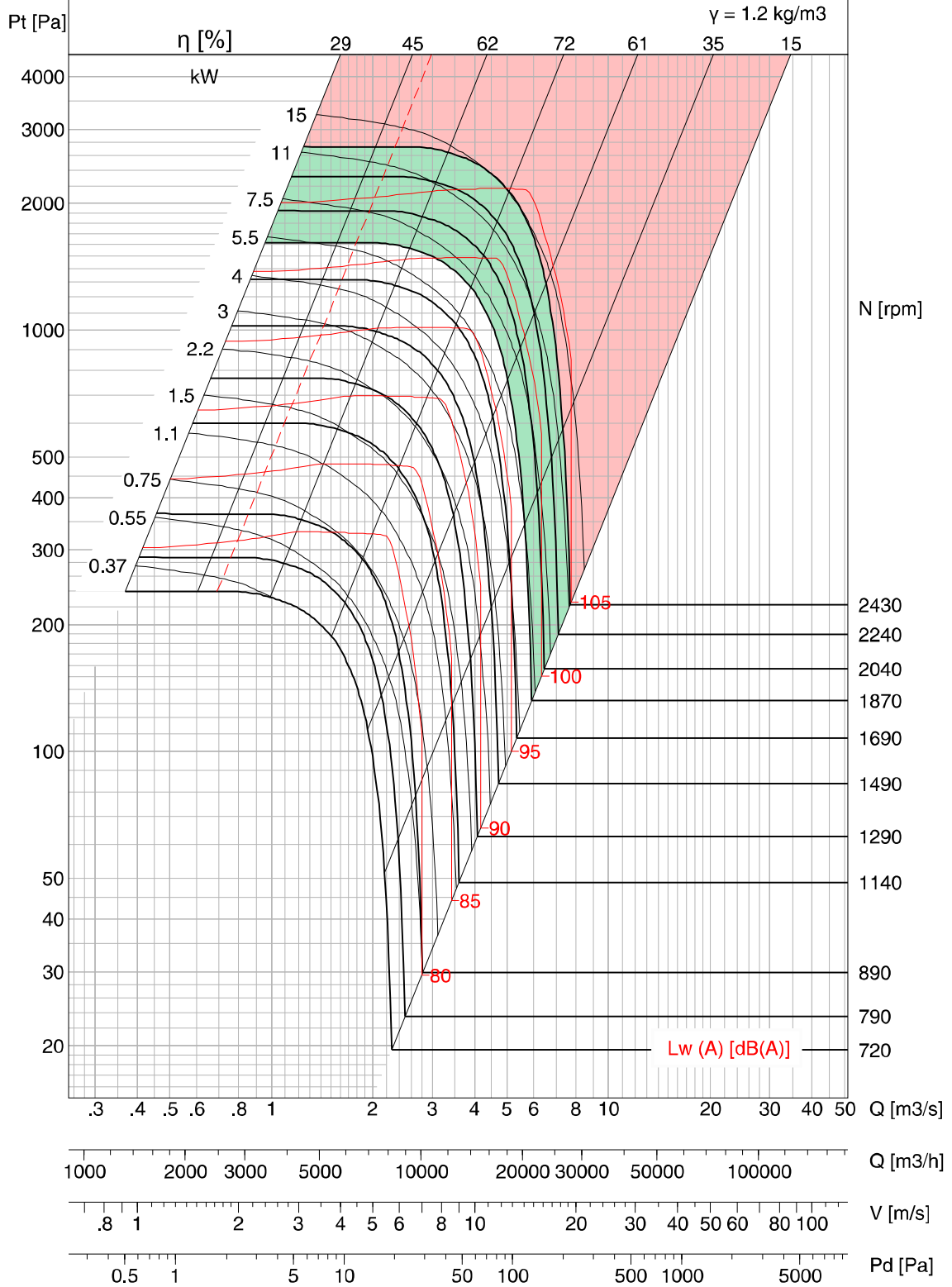


- Performance shown is for Installation type A - free inlet, free outlet. Performance ratings do not include the effects of appurtenances. Power rating kW does not include transmission losses.
- Outlet velocity of Model BNB is calculated in accordance with the fan outlet area as defined in AMCA 210, Annex H, Figure H.4.
- Fan Efficiency Grade (FEG) is based on peak total efficiency in accordance with ISO 12759/ AMCA 205.
- Please consult Kruger for fan selection of Class III & above.

# BNB-Q 560

**FEG 75**

Op Limit	Cl. I	Cl. II
Max.kW	6.9	15.1
Max.RPM	1870	2430



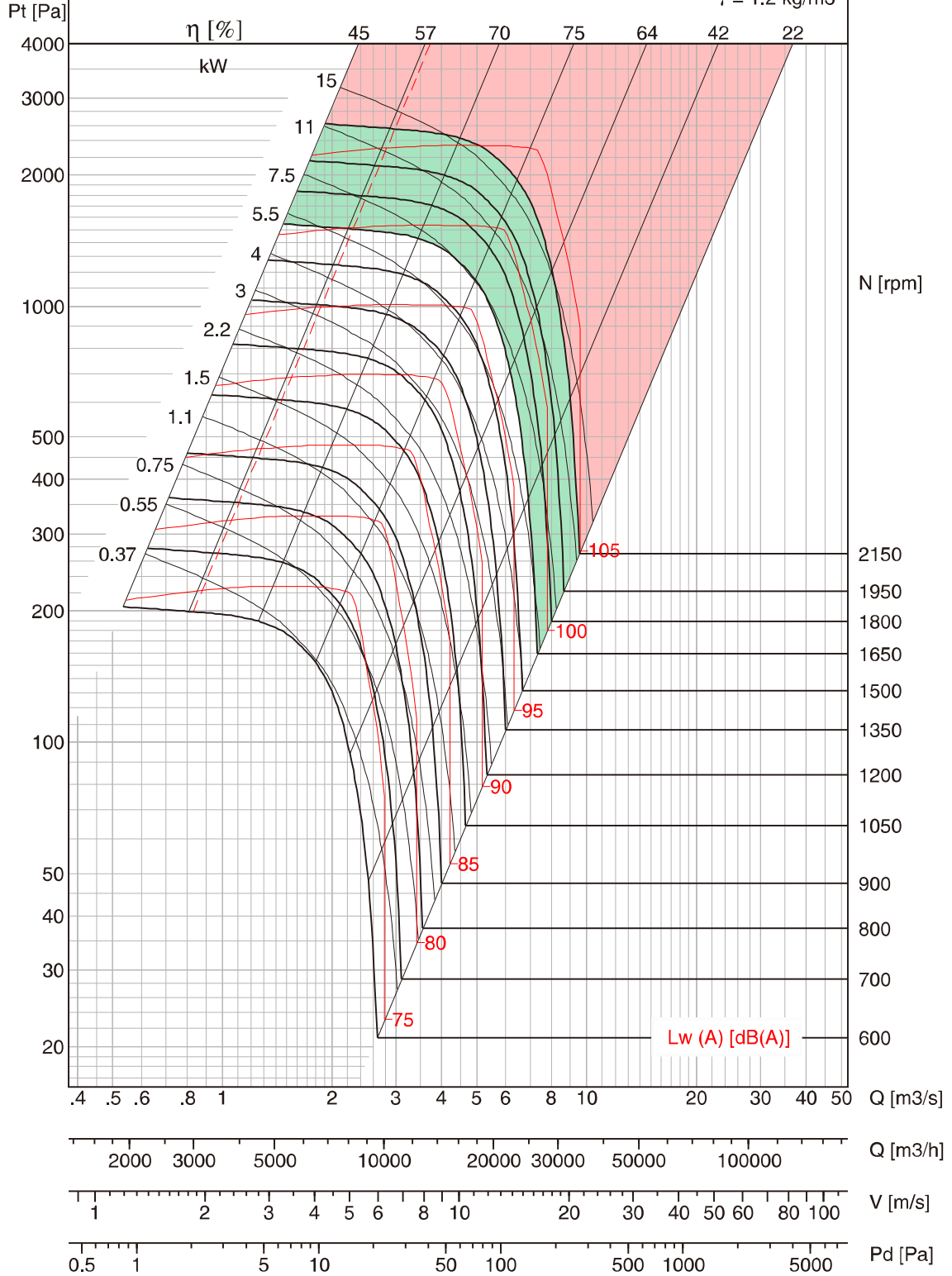
- Performance shown is for Installation type A - free inlet, free outlet. Performance ratings do not include the effects of appurtenances. Power rating kW does not include transmission losses.
- Outlet velocity of Model BNB is calculated in accordance with the fan outlet area as defined in AMCA 210, Annex H, Figure H.4.
- Fan Efficiency Grade (FEG) is based on peak total efficiency in accordance with ISO 12759/ AMCA 205.
- Please consult Kruger for fan selection of Class III & above.

# BNB-R 630

**FEG 80**

Op Limit	Cl. I	Cl. II
Max.kW	7.6	16.7
Max.RPM	1650	2150

$\gamma = 1.2 \text{ kg/m}^3$



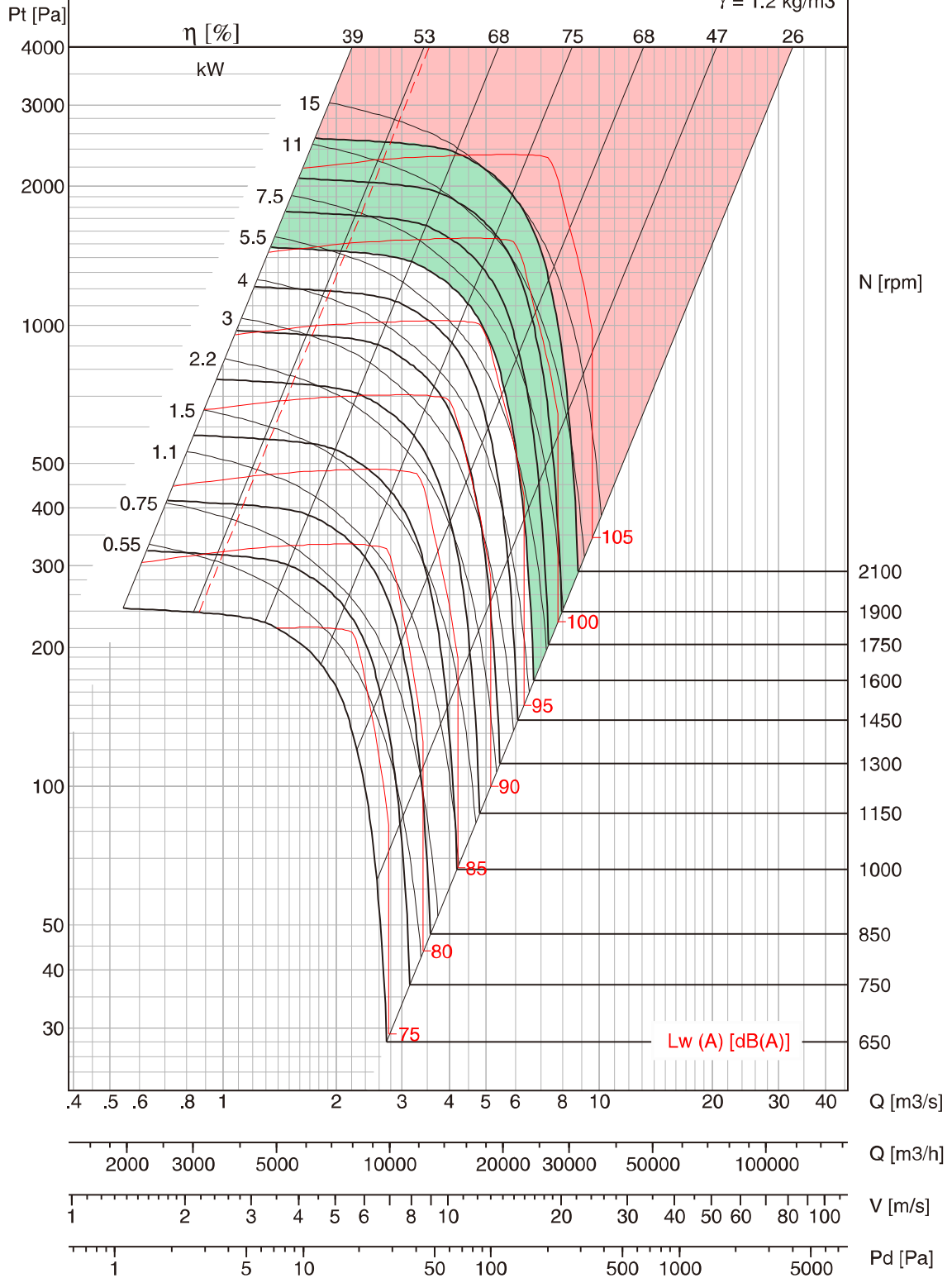
- Performance shown is for Installation type A - free inlet, free outlet. Performance ratings do not include the effects of appurtenances. Power rating kW does not include transmission losses.
- Outlet velocity of Model BNB is calculated in accordance with the fan outlet area as defined in AMCA 210, Annex H, Figure H.4.
- Fan Efficiency Grade (FEG) is based on peak total efficiency in accordance with ISO 12759/ AMCA 205.
- Please consult Kruger for fan selection of Class III & above.

# BNB-P 630

**FEG 80**

Op Limit	Cl. I	Cl. II
Max.kW	6.7	15.1
Max.RPM	1600	2100

$\gamma = 1.2 \text{ kg/m}^3$



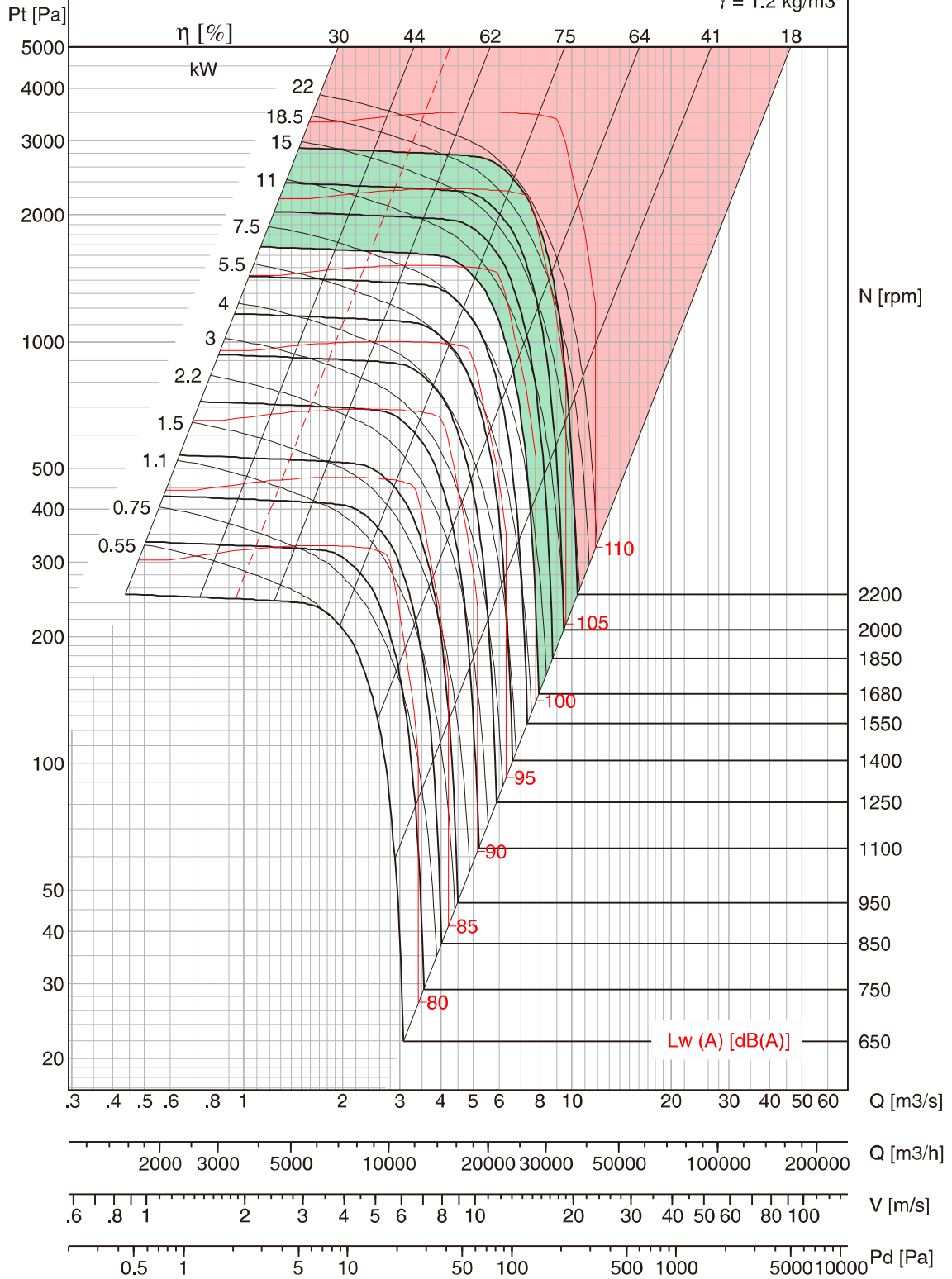
- Performance shown is for Installation type A - free inlet, free outlet. Performance ratings do not include the effects of appurtenances. Power rating kW does not include transmission losses.
- Outlet velocity of Model BNB is calculated in accordance with the fan outlet area as defined in AMCA 210, Annex H, Figure H.4.
- Fan Efficiency Grade (FEG) is based on peak total efficiency in accordance with ISO 12759/ AMCA 205.
- Please consult Kruger for fan selection of Class III & above.

# BNB-Q 630

**FEG 80**

Op Limit	Cl. I	Cl. II
Max.kW	9.6	22
Max.RPM	1680	2200

$\gamma = 1.2 \text{ kg/m}^3$



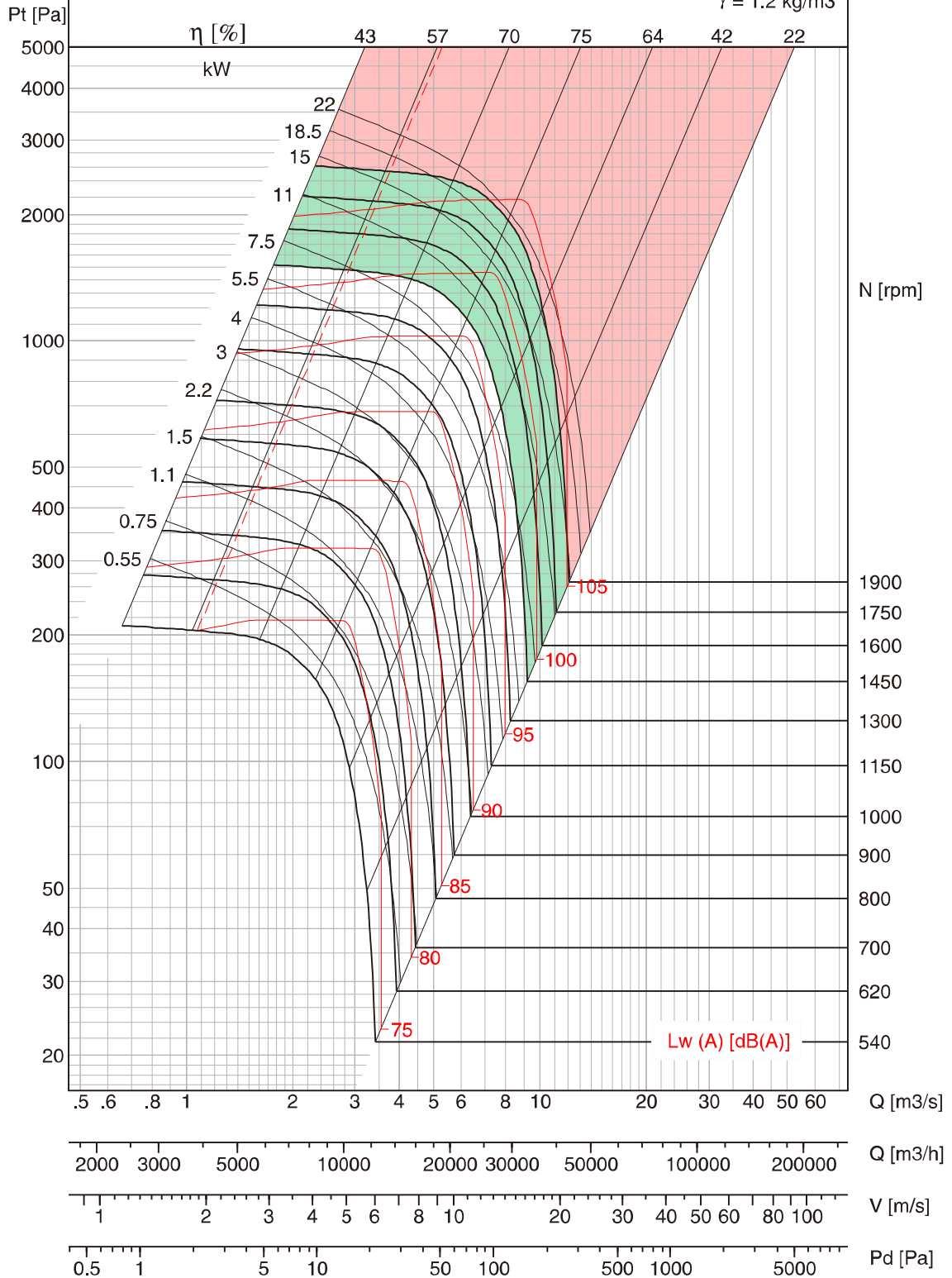
- Performance shown is for Installation type A - free inlet, free outlet. Performance ratings do not include the effects of appurtenances. Power rating kW does not include transmission losses.
- Outlet velocity of Model BNB is calculated in accordance with the fan outlet area as defined in AMCA 210, Annex H, Figure H.4.
- Fan Efficiency Grade (FEG) is based on peak total efficiency in accordance with ISO 12759/ AMCA 205.
- Please consult Kruger for fan selection of Class III & above.

# BNB-R 710

**FEG 80**

Op Limit	Cl. I	Cl. II
Max.kW	9.3	21
Max.RPM	1450	1900

$\gamma = 1.2 \text{ kg/m}^3$



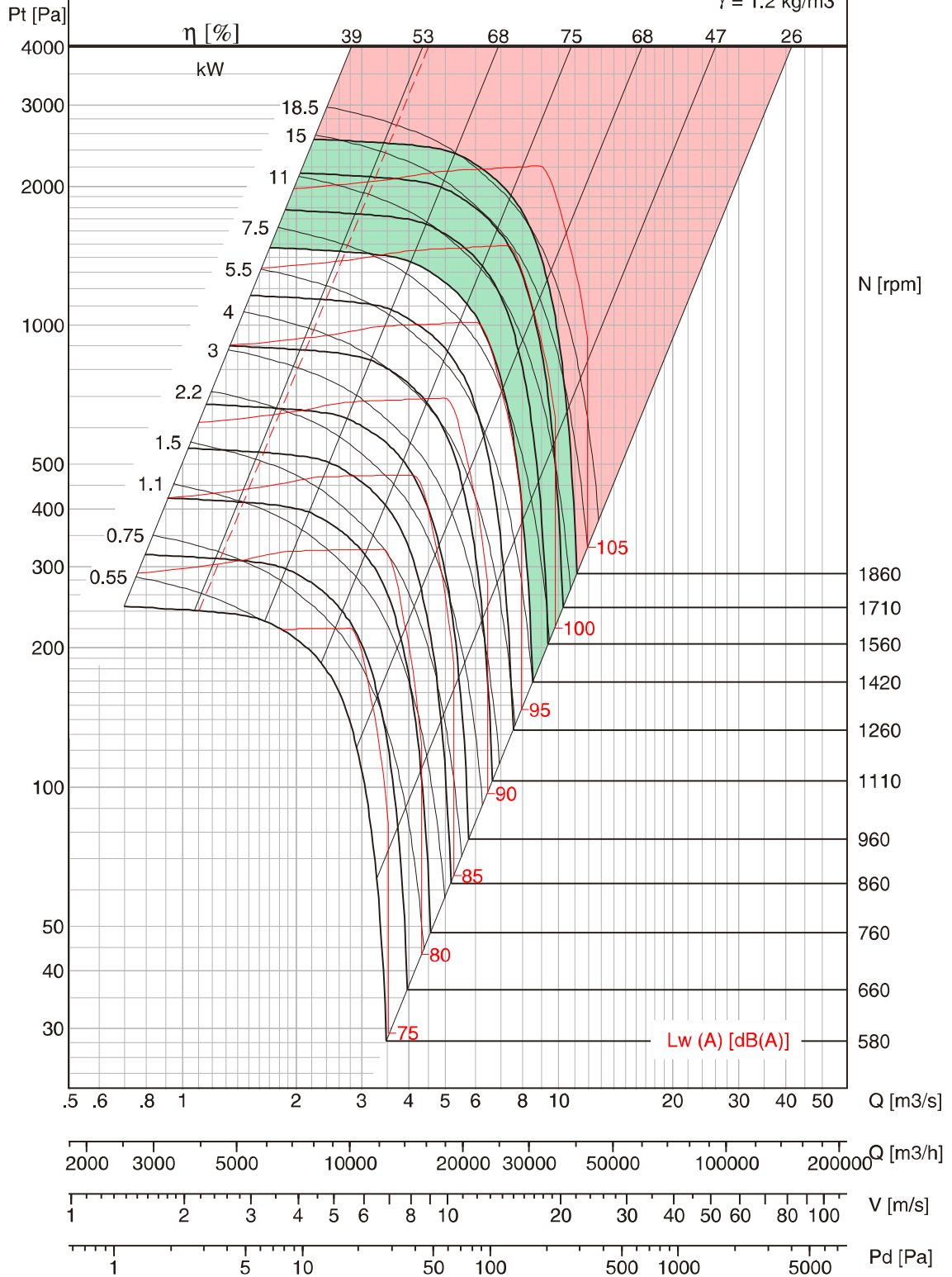
- Performance shown is for Installation type A - free inlet, free outlet. Performance ratings do not include the effects of appurtenances. Power rating kW does not include transmission losses.
- Outlet velocity of Model BNB is calculated in accordance with the fan outlet area as defined in AMCA 210, Annex H, Figure H.4.
- Fan Efficiency Grade (FEG) is based on peak total efficiency in accordance with ISO 12759/AMCA 205.
- Please consult Kruger for fan selection of Class III & above.

# BNB-P 710

**FEG 80**

Op Limit	Cl. I	Cl. II
Max.kW	8.5	19
Max.RPM	1420	1860

$\gamma = 1.2 \text{ kg/m}^3$



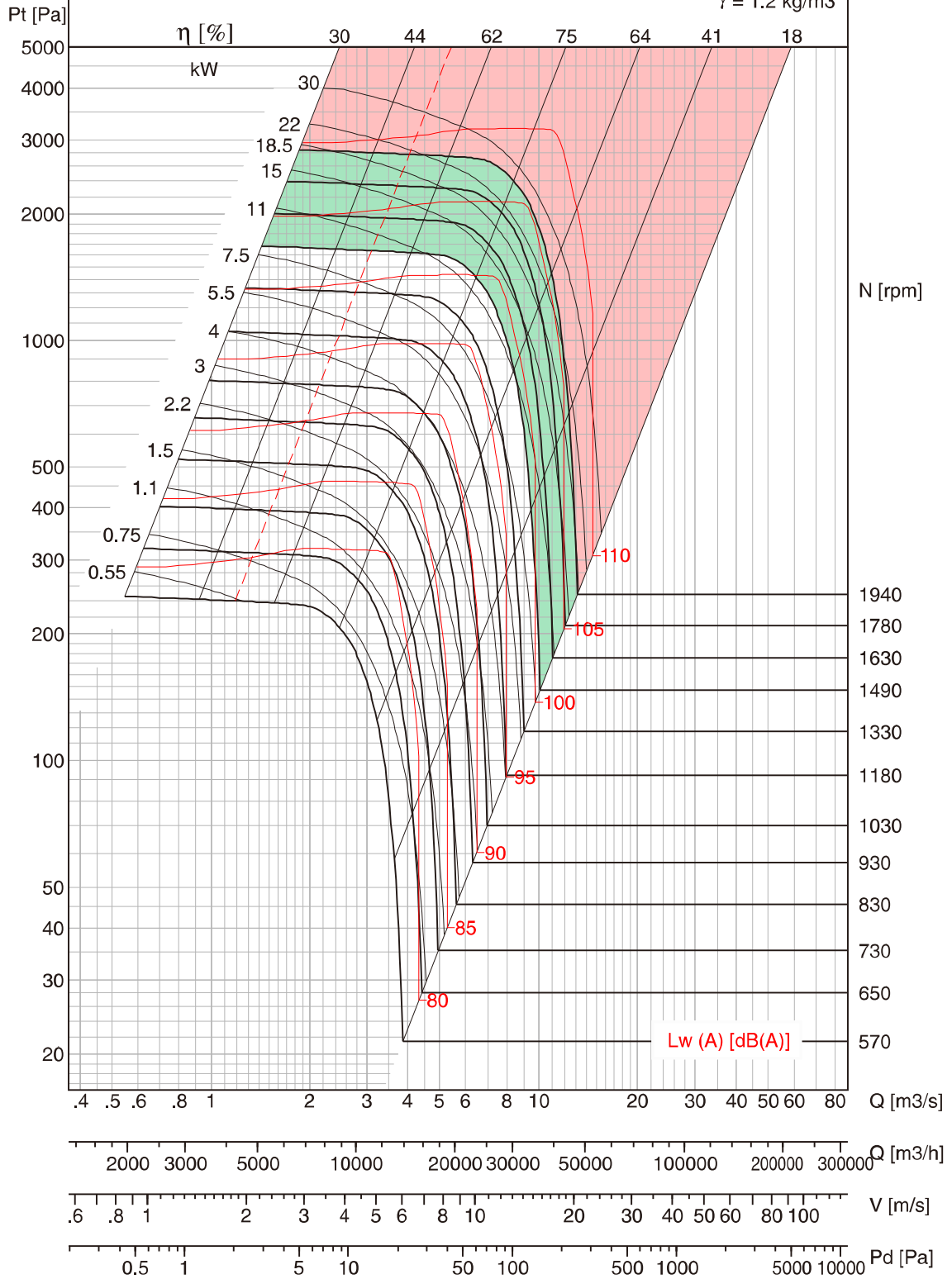
- Performance shown is for Installation type A - free inlet, free outlet. Performance ratings do not include the effects of appurtenances. Power rating kW does not include transmission losses.
- Outlet velocity of Model BNB is calculated in accordance with the fan outlet area as defined in AMCA 210, Annex H, Figure H.4.
- Fan Efficiency Grade (FEG) is based on peak total efficiency in accordance with ISO 12759/ AMCA 205.
- Please consult Kruger for fan selection of Class III & above.

# BNB-Q 710

**FEG 80**

Op Limit	Cl. I	Cl. II
Max.kW	12.2	27
Max.RPM	1490	1940

$\gamma = 1.2 \text{ kg/m}^3$



- Performance shown is for Installation type A - free inlet, free outlet. Performance ratings do not include the effects of appurtenances. Power rating kW does not include transmission losses.
- Outlet velocity of Model BNB is calculated in accordance with the fan outlet area as defined in AMCA 210, Annex H, Figure H.4.
- Fan Efficiency Grade (FEG) is based on peak total efficiency in accordance with ISO 12759/ AMCA 205.
- Please consult Kruger for fan selection of Class III & above.

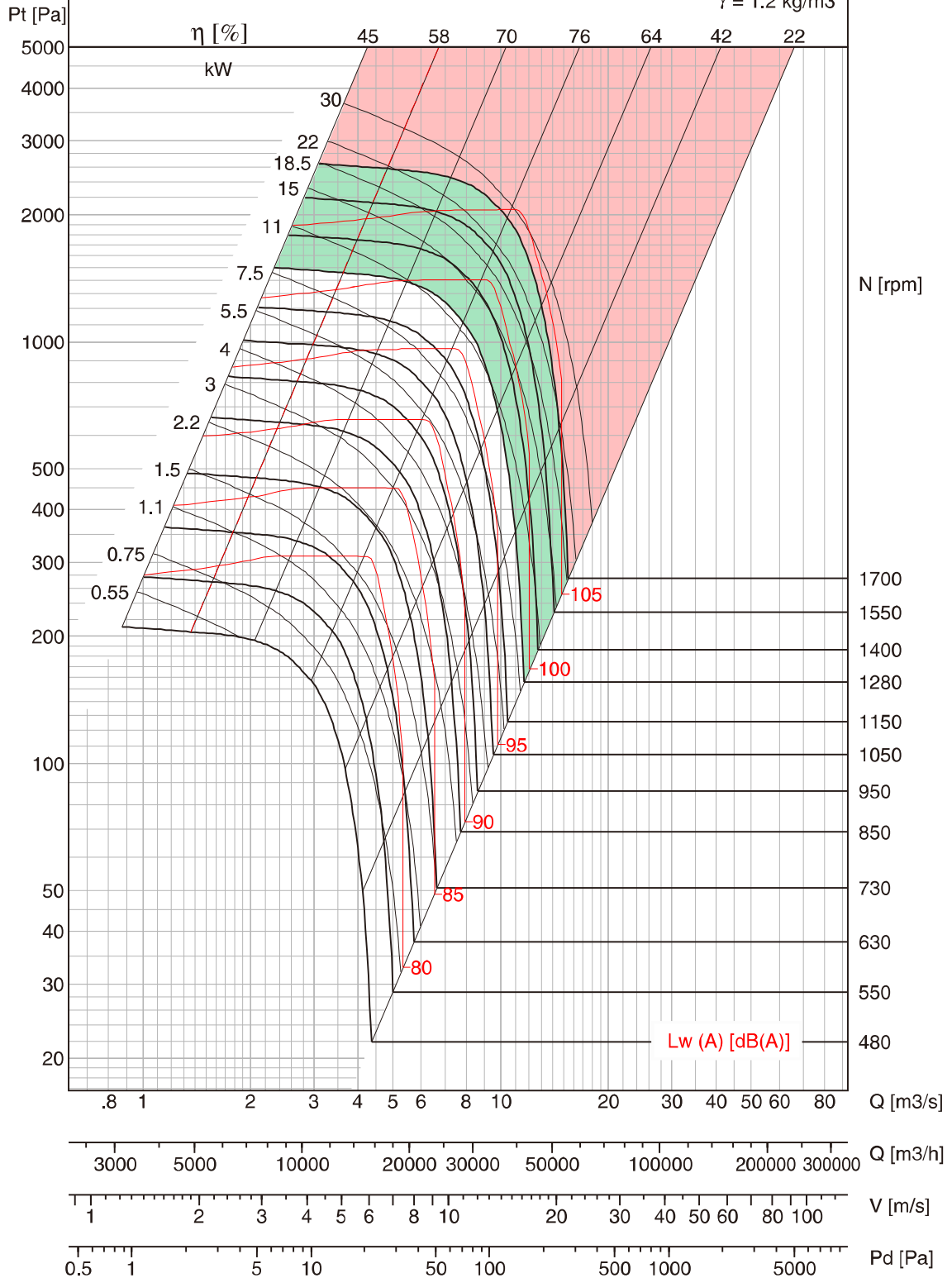


# BNB-R 800

**FEG 80**

Op Limit	Cl. I	Cl. II
Max.kW	11.6	27
Max.RPM	1280	1700

$\gamma = 1.2 \text{ kg/m}^3$



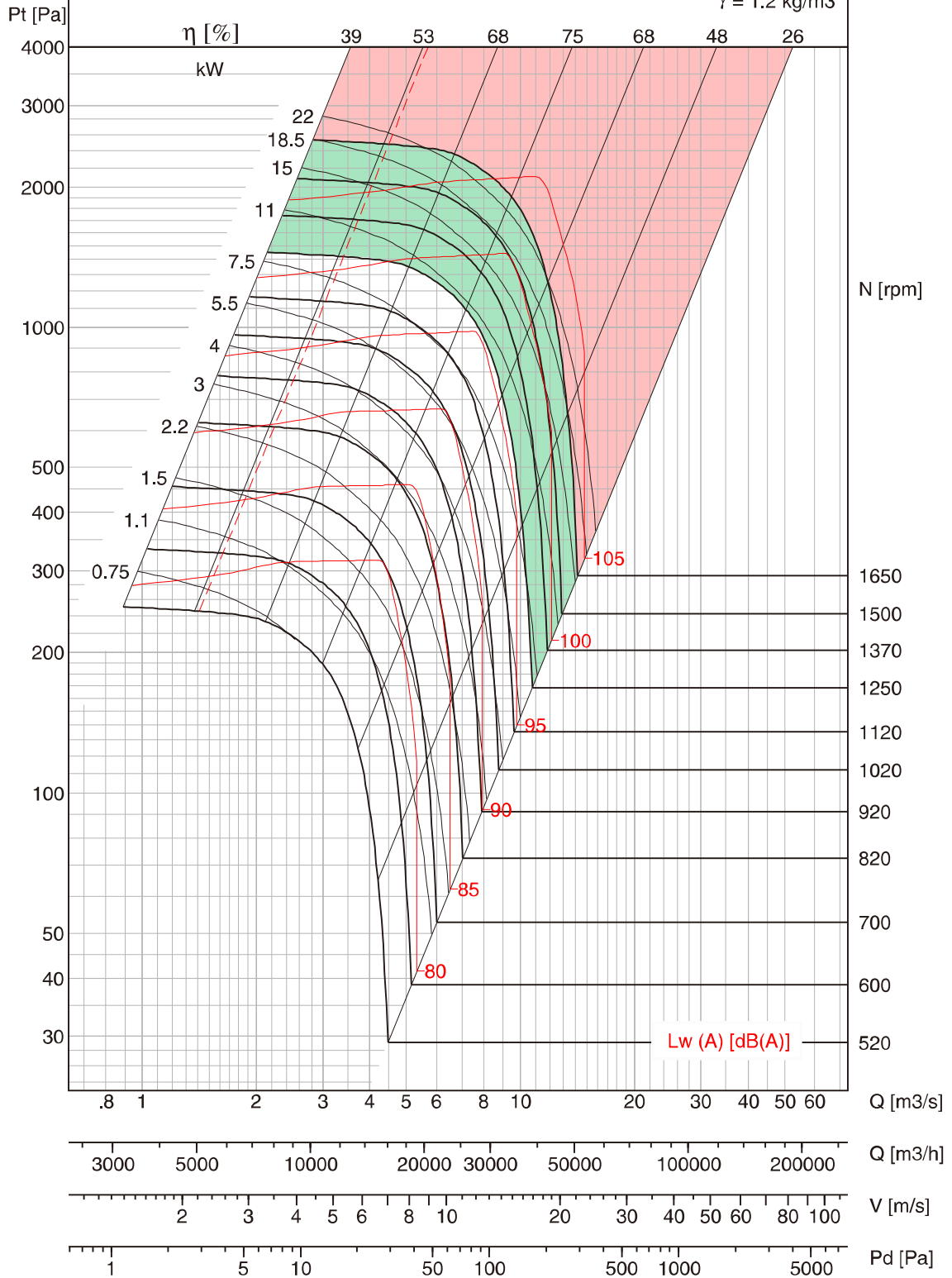
- Performance shown is for Installation type A - free inlet, free outlet. Performance ratings do not include the effects of appurtenances in the airstream. Power rating kW does not include transmission losses.
- Outlet velocity of Model BNB is calculated in accordance with the fan outlet area as defined in AMCA 210, Annex H, Figure H.4.
- Fan Efficiency Grade (FEG) is based on peak total efficiency in accordance with ISO 12759/ AMCA 205.
- Please consult Kruger for fan selection of Class III & above.

# BNB-P 800

**FEG 80**

Op Limit	Cl. I	Cl. II
Max.kW	10.5	24
Max.RPM	1250	1650

$\gamma = 1.2 \text{ kg/m}^3$



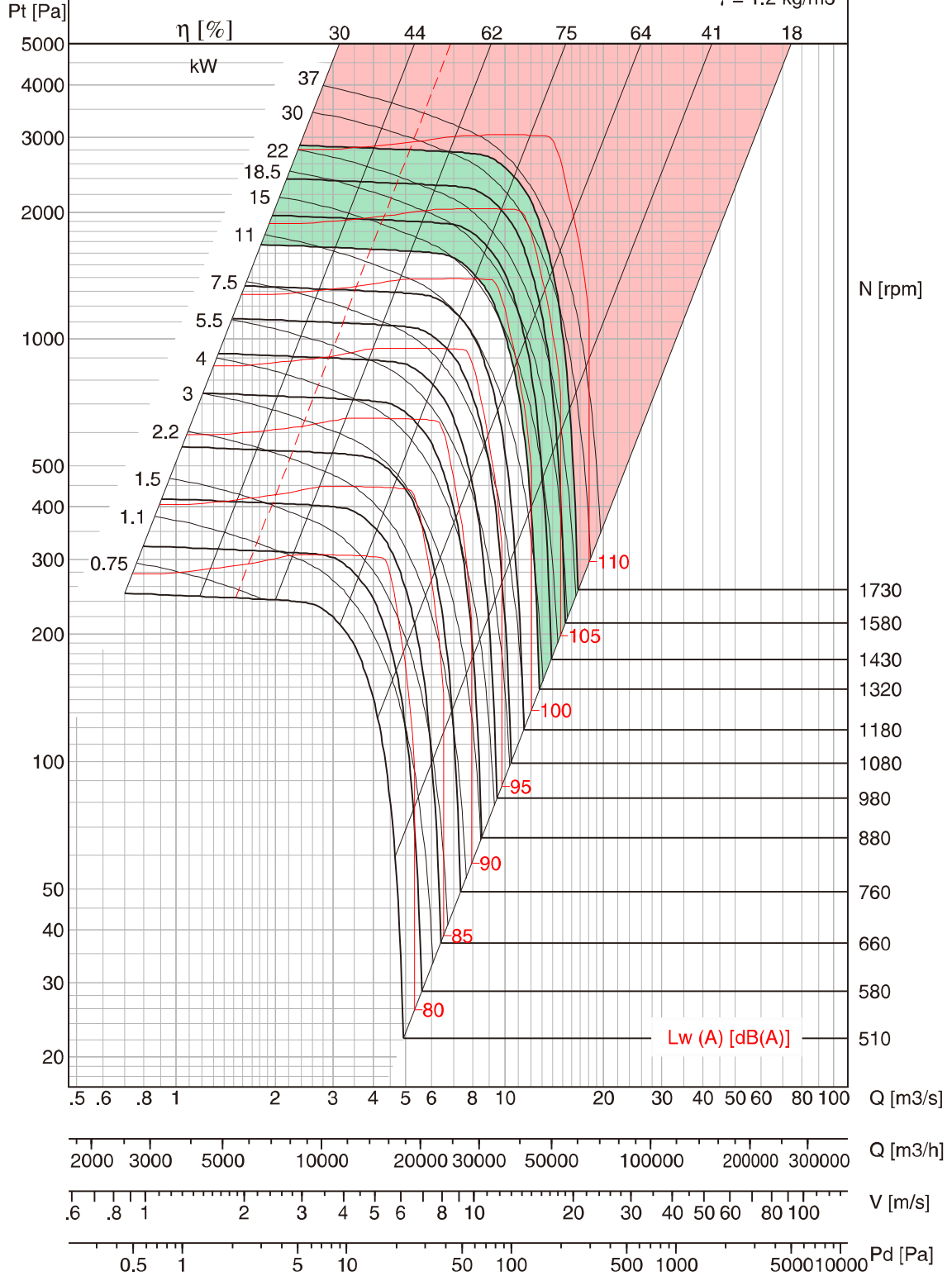
- Performance shown is for Installation type A - free inlet, free outlet. Performance ratings do not include the effects of appurtenances. Power rating kW does not include transmission losses.
- Outlet velocity of Model BNB is calculated in accordance with the fan outlet area as defined in AMCA 210, Annex H, Figure H.4.
- Fan Efficiency Grade (FEG) is based on peak total efficiency in accordance with ISO 12759/ AMCA 205.
- Please consult Kruger for fan selection of Class III & above.

# BNB-Q 800

**FEG 80**

Op Limit	Cl. I	Cl. II
Max.kW	15.4	35
Max.RPM	1320	1730

$\gamma = 1.2 \text{ kg/m}^3$



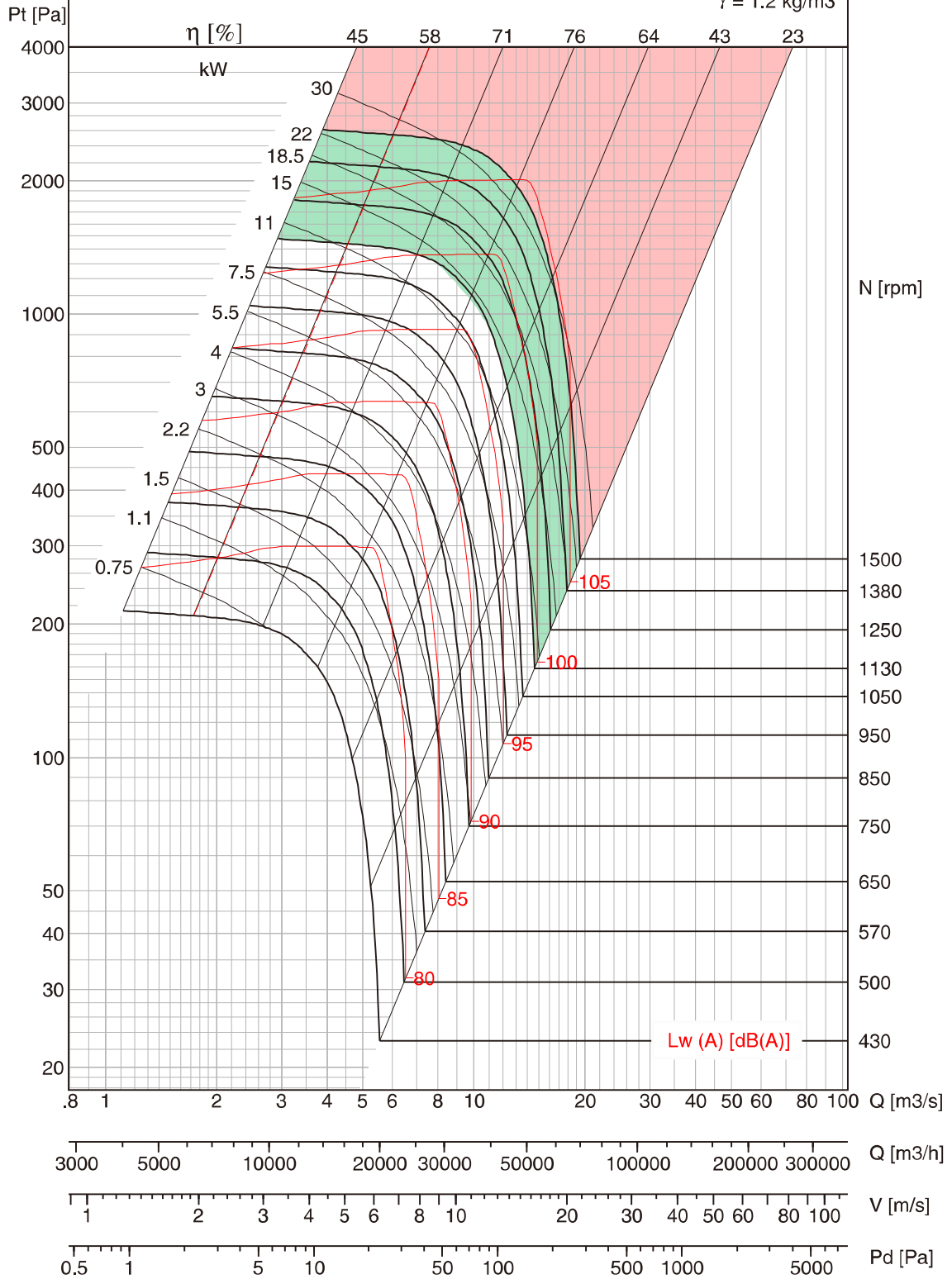
- Performance shown is for Installation type A - free inlet, free outlet. Performance ratings do not include the effects of appurtenances. Power rating kW does not include transmission losses.
- Outlet velocity of Model BNB is calculated in accordance with the fan outlet area as defined in AMCA 210, Annex H, Figure H.4.
- Fan Efficiency Grade (FEG) is based on peak total efficiency in accordance with ISO 12759/ AMCA 205.
- Please consult Kruger for fan selection of Class III & above.

# BNB-R 900

**FEG 80**

Op Limit	Cl. I	Cl. II
Max.kW	14	34
Max.RPM	1130	1500

$\gamma = 1.2 \text{ kg/m}^3$



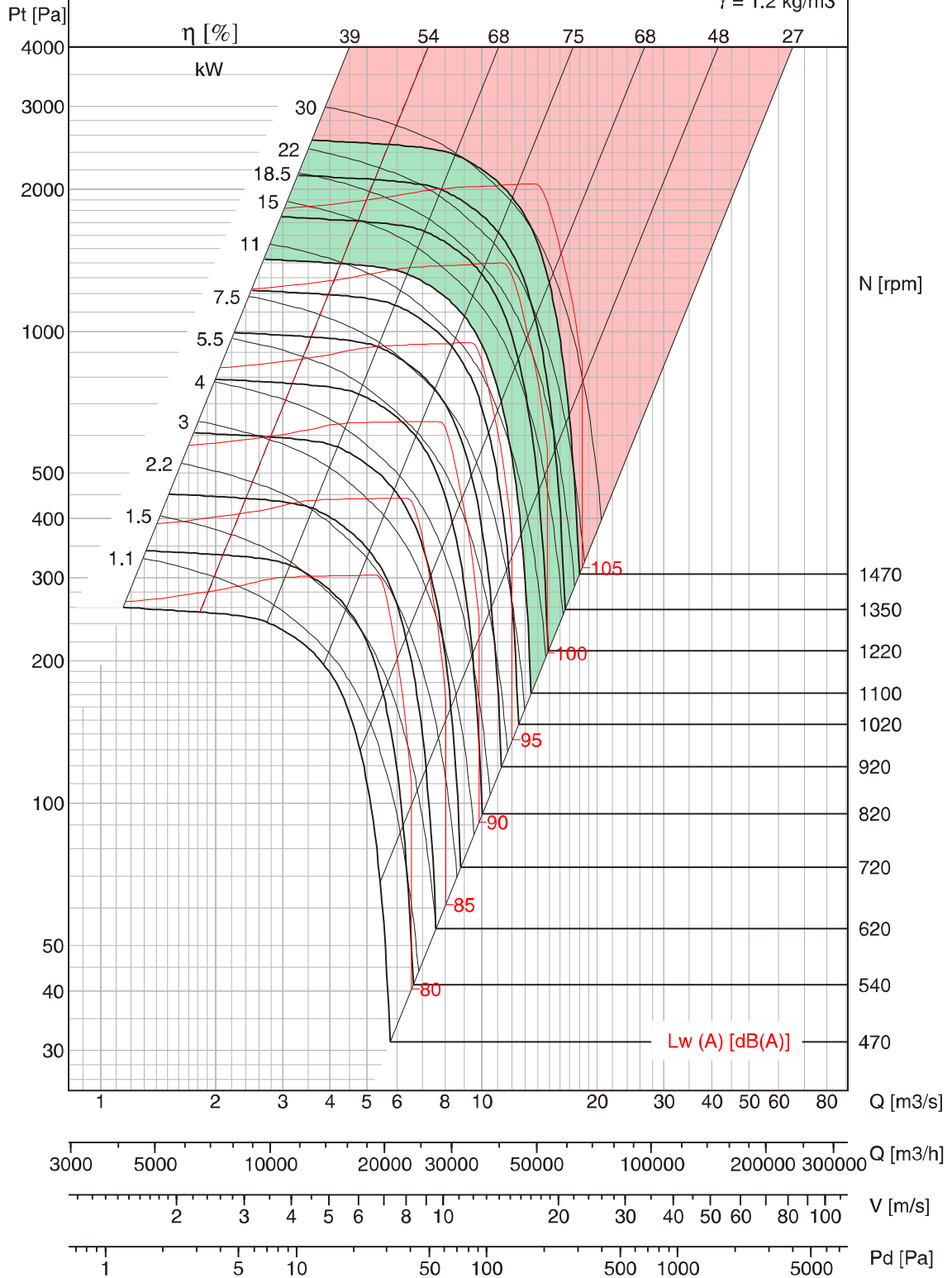
- Performance shown is for Installation type A - free inlet, free outlet. Performance ratings do not include the effects of appurtenances. Power rating kW does not include transmission losses.
- Outlet velocity of Model BNB is calculated in accordance with the fan outlet area as defined in AMCA 210, Annex H, Figure H.4.
- Fan Efficiency Grade (FEG) is based on peak total efficiency in accordance with ISO 12759/ AMCA 205.
- Please consult Kruger for fan selection of Class III & above.

# BNB-P 900

**FEG 80**

Op Limit	Cl. I	Cl. II
Max.kW	13	31
Max.RPM	1100	1470

$\gamma = 1.2 \text{ kg/m}^3$



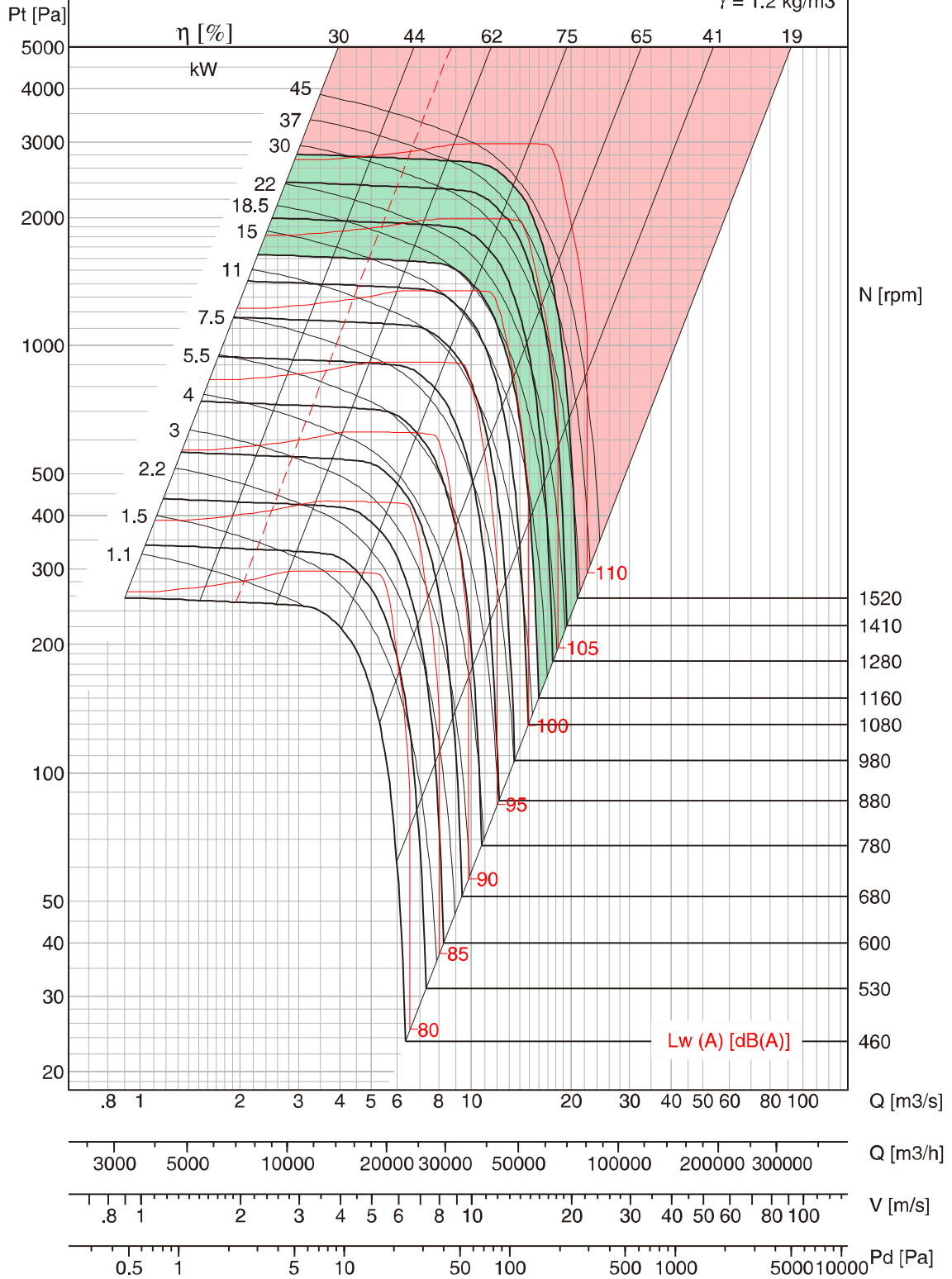
- Performance shown is for Installation type A - free inlet, free outlet. Performance ratings do not include the effects of appurtenances. Power rating kW does not include transmission losses.
- Outlet velocity of Model BNB is calculated in accordance with the fan outlet area as defined in AMCA 210, Annex H, Figure H.4.
- Fan Efficiency Grade (FEG) is based on peak total efficiency in accordance with ISO 12759/ AMCA 205.
- Please consult Kruger for fan selection of Class III & above.

# BNB-Q 900

**FEG 80**

Op Limit	Cl. I	Cl. II
Max.kW	19	42
Max.RPM	1160	1520

$\gamma = 1.2 \text{ kg/m}^3$



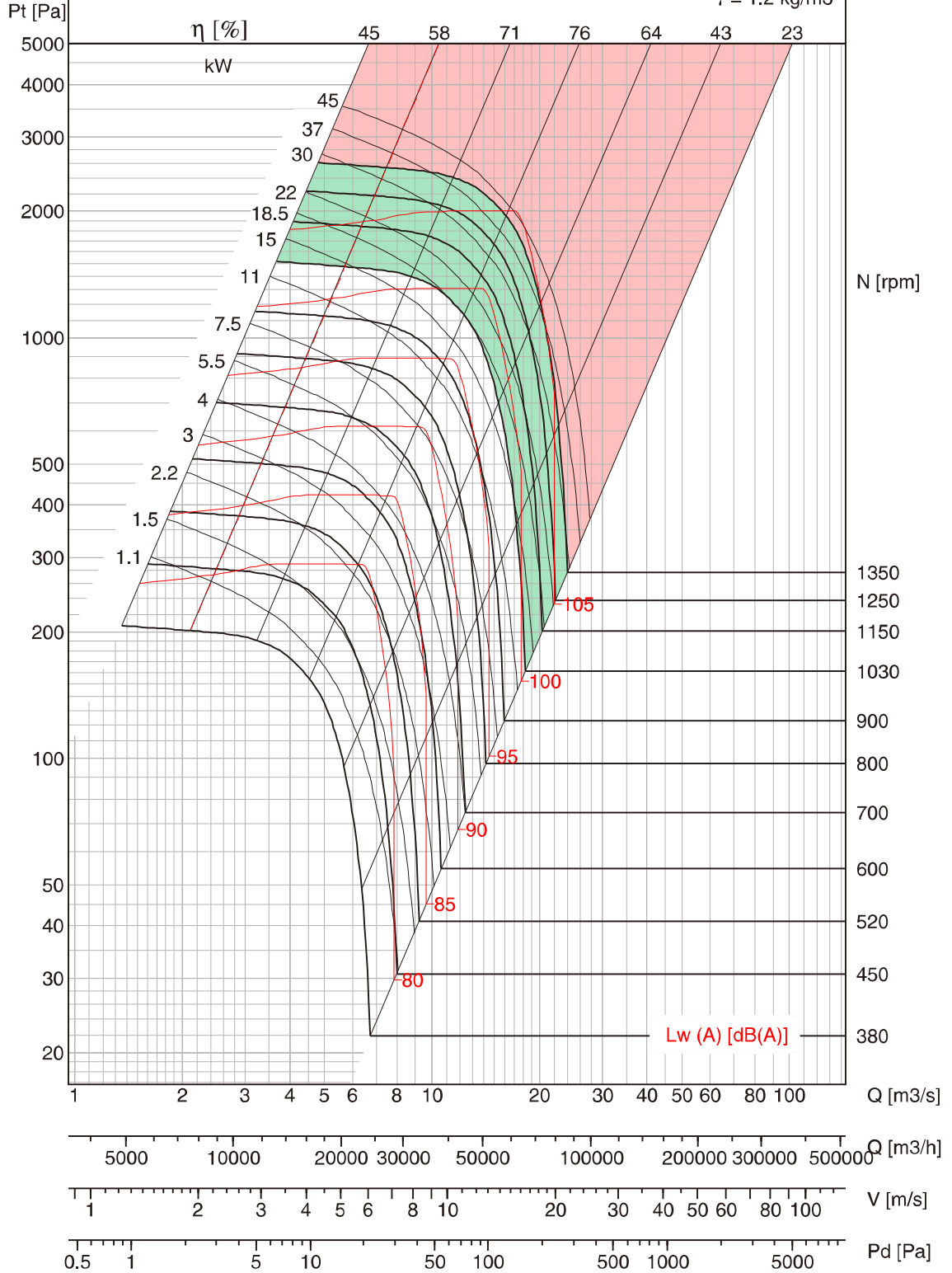
- Performance shown is for Installation type A - free inlet, free outlet. Performance ratings do not include the effects of appurtenances. Power rating kW does not include transmission losses.
- Outlet velocity of Model BNB is calculated in accordance with the fan outlet area as defined in AMCA 210, Annex H, Figure H.4.
- Fan Efficiency Grade (FEG) is based on peak total efficiency in accordance with ISO 12759/ AMCA 205.
- Please consult Kruger for fan selection of Class III & above.

# BNB-R 1000

**FEG 80**

Op Limit	Cl. I	Cl. II
Max.kW	19	42
Max.RPM	1030	1350

$\gamma = 1.2 \text{ kg/m}^3$



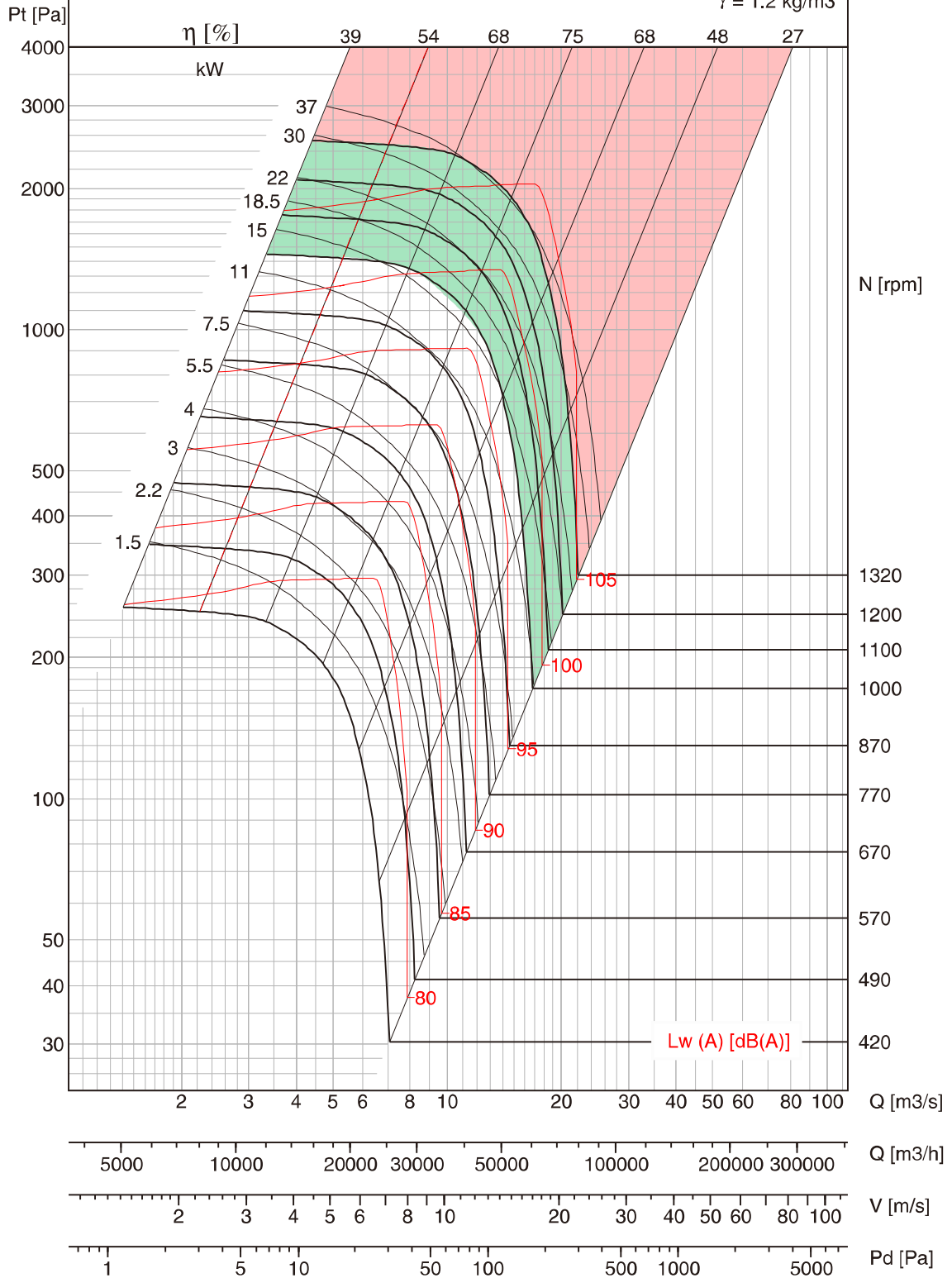
- Performance shown is for Installation type A - free inlet, free outlet. Performance ratings do not include the effects of appurtenances. Power rating kW does not include transmission losses.
- Outlet velocity of Model BNB is calculated in accordance with the fan outlet area as defined in AMCA 210, Annex H, Figure H.4.
- Fan Efficiency Grade (FEG) is based on peak total efficiency in accordance with ISO 12759/ AMCA 205.
- Please consult Kruger for fan selection of Class III & above.

# BNB-P 1000

**FEG 80**

Op Limit	Cl. I	Cl. II
Max.kW	16	38
Max.RPM	1000	1320

$\gamma = 1.2 \text{ kg/m}^3$



- Performance shown is for Installation type A - free inlet, free outlet. Performance ratings do not include the effects of appurtenances. Power rating kW does not include transmission losses.
- Outlet velocity of Model BNB is calculated in accordance with the fan outlet area as defined in AMCA 210, Annex H, Figure H.4.
- Fan Efficiency Grade (FEG) is based on peak total efficiency in accordance with ISO 12759/ AMCA 205.
- Please consult Kruger for fan selection of Class III & above.

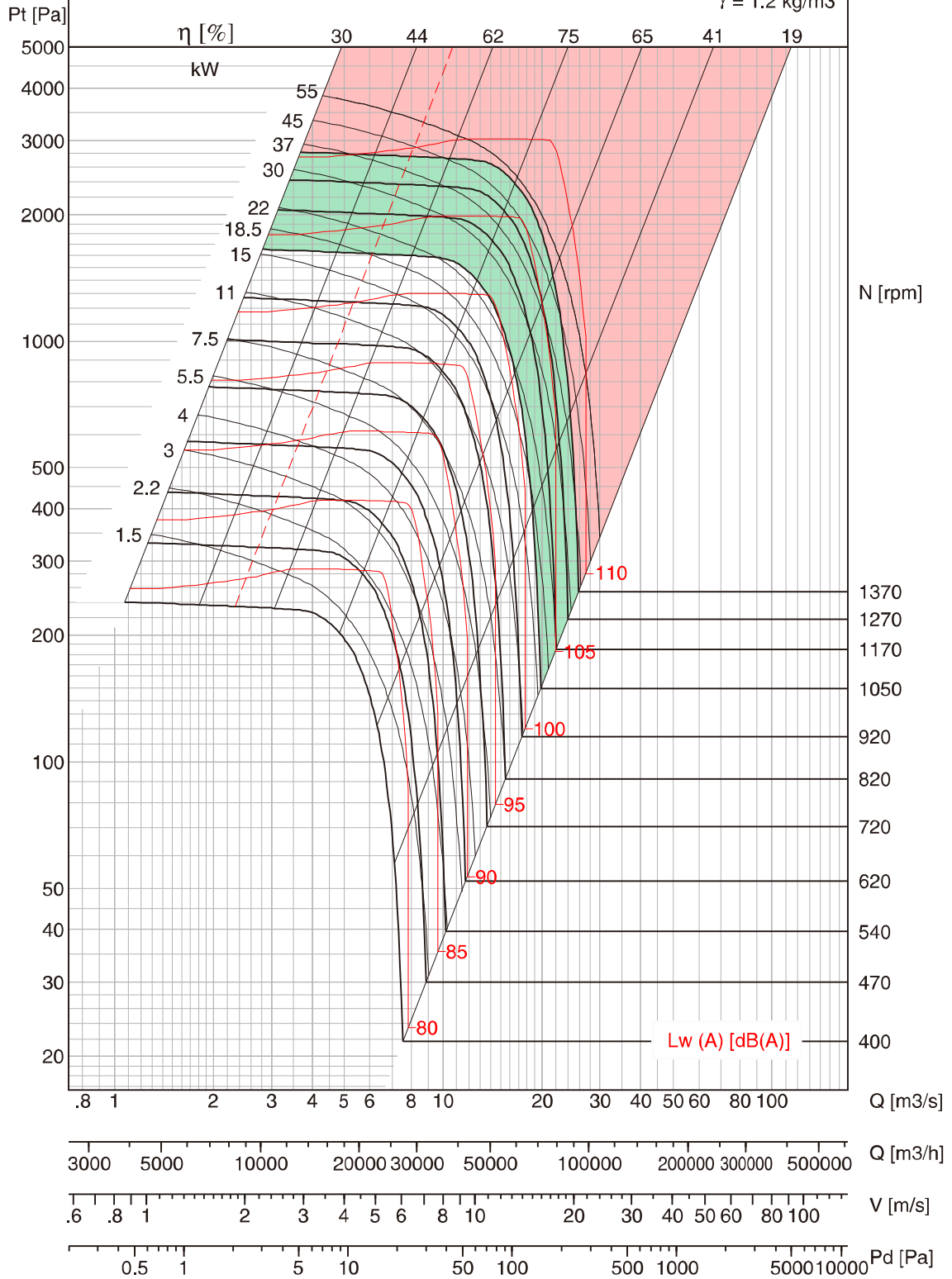


# BNB-Q 1000

**FEG 80**

Op Limit	Cl. I	Cl. II
Max.kW	24	53
Max.RPM	1050	1370

$\gamma = 1.2 \text{ kg/m}^3$



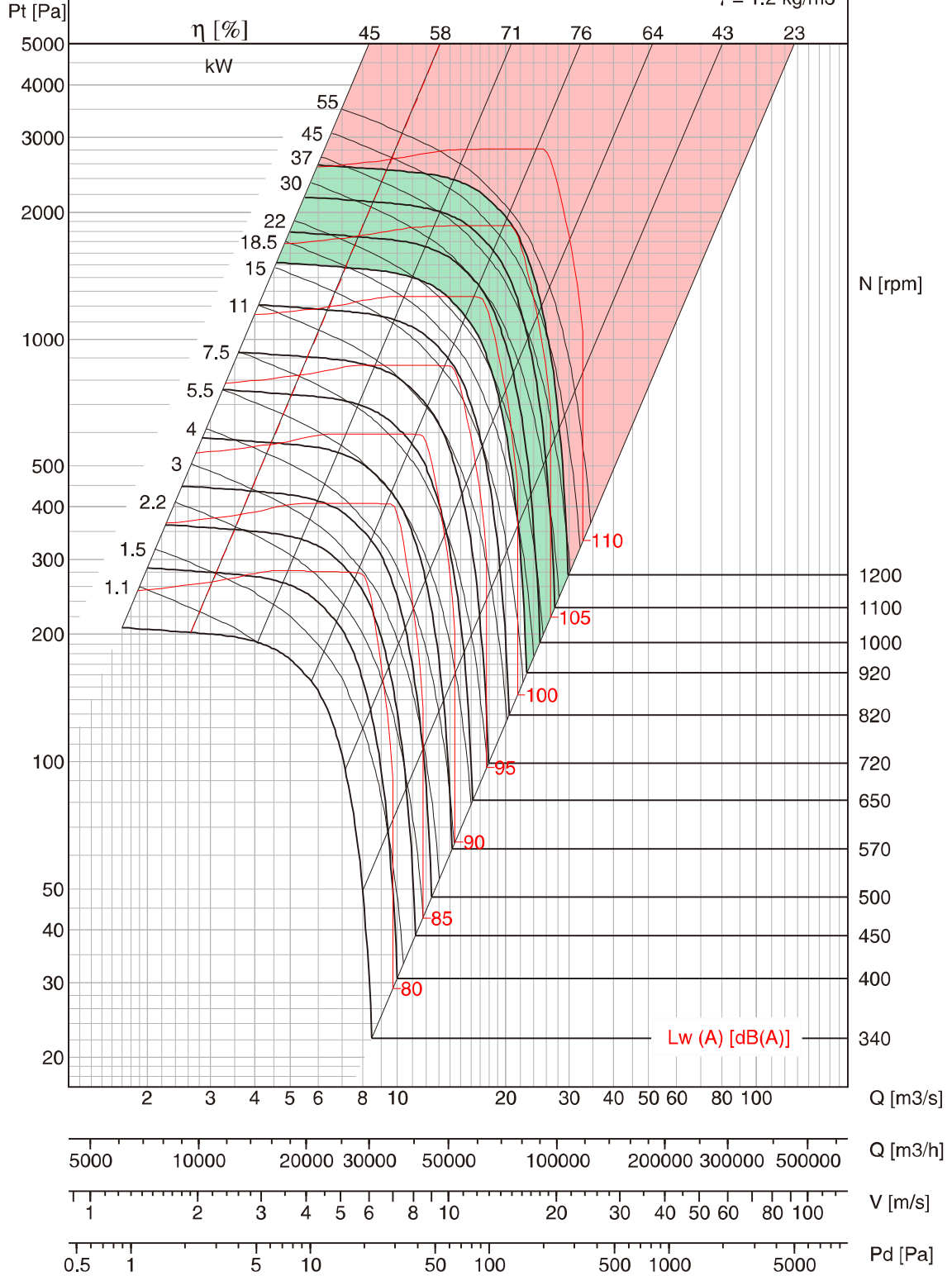
- Performance shown is for Installation type A - free inlet, free outlet. Performance ratings do not include the effects of appurtenances. Power rating kW does not include transmission losses.
- Outlet velocity of Model BNB is calculated in accordance with the fan outlet area as defined in AMCA 210, Annex H, Figure H.4.
- Fan Efficiency Grade (FEG) is based on peak total efficiency in accordance with ISO 12759/ AMCA 205.
- Please consult Kruger for fan selection of Class III & above.

# BNB-R 1120

**FEG 80**

Op Limit	Cl. I	Cl. II
Max.kW	23	52
Max.RPM	920	1200

$\gamma = 1.2 \text{ kg/m}^3$



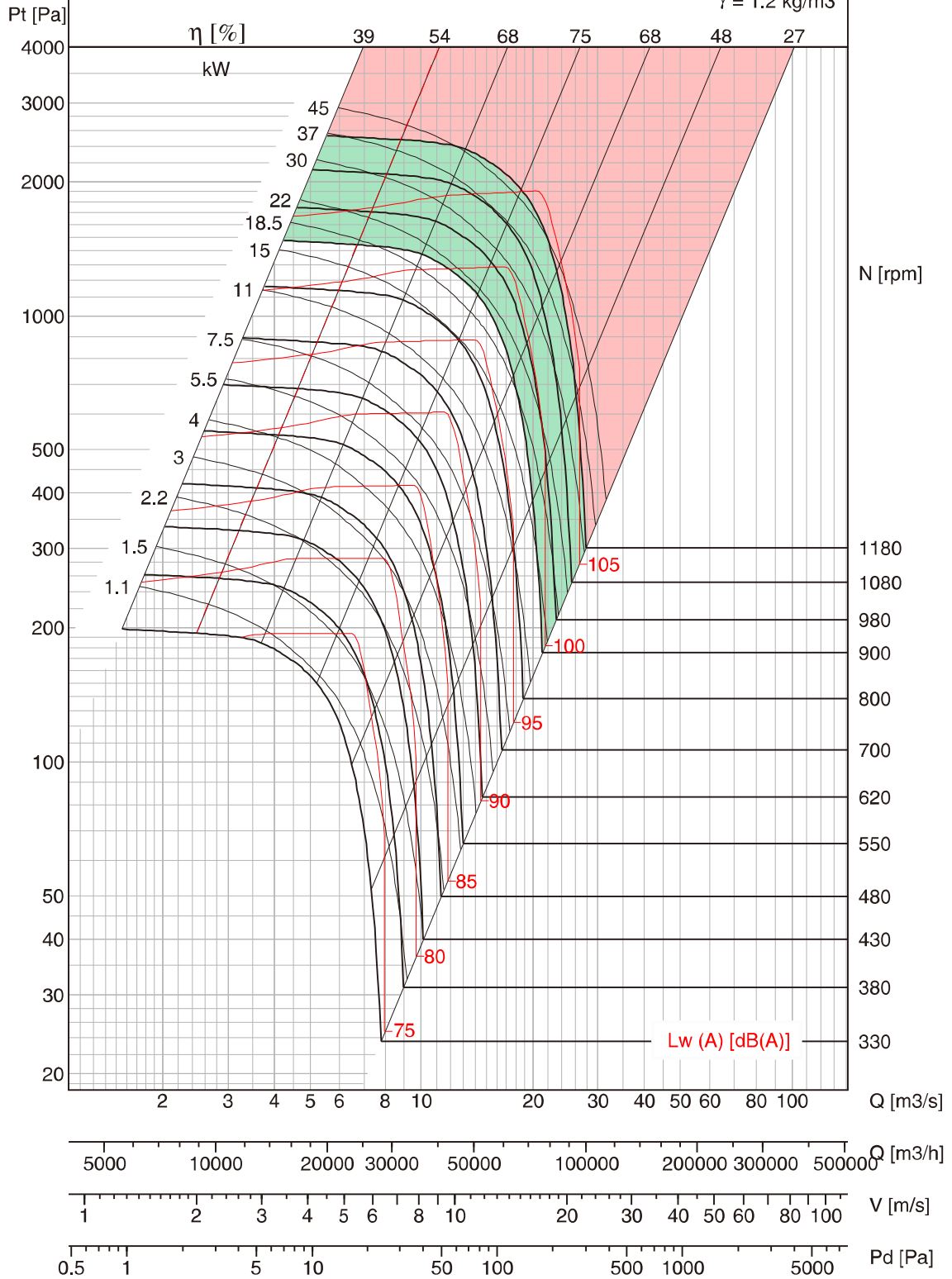
- Performance shown is for Installation type A - free inlet, free outlet. Performance ratings do not include the effects of appurtenances. Power rating kW does not include transmission losses.
- Outlet velocity of Model BNB is calculated in accordance with the fan outlet area as defined in AMCA 210, Annex H, Figure H.4.
- Fan Efficiency Grade (FEG) is based on peak total efficiency in accordance with ISO 12759/ AMCA 205.
- Please consult Kruger for fan selection of Class III & above.

# BNB-P 1120

**FEG 80**

Op Limit	Cl. I	Cl. II
Max.kW	21	47
Max.RPM	900	1180

$\gamma = 1.2 \text{ kg/m}^3$



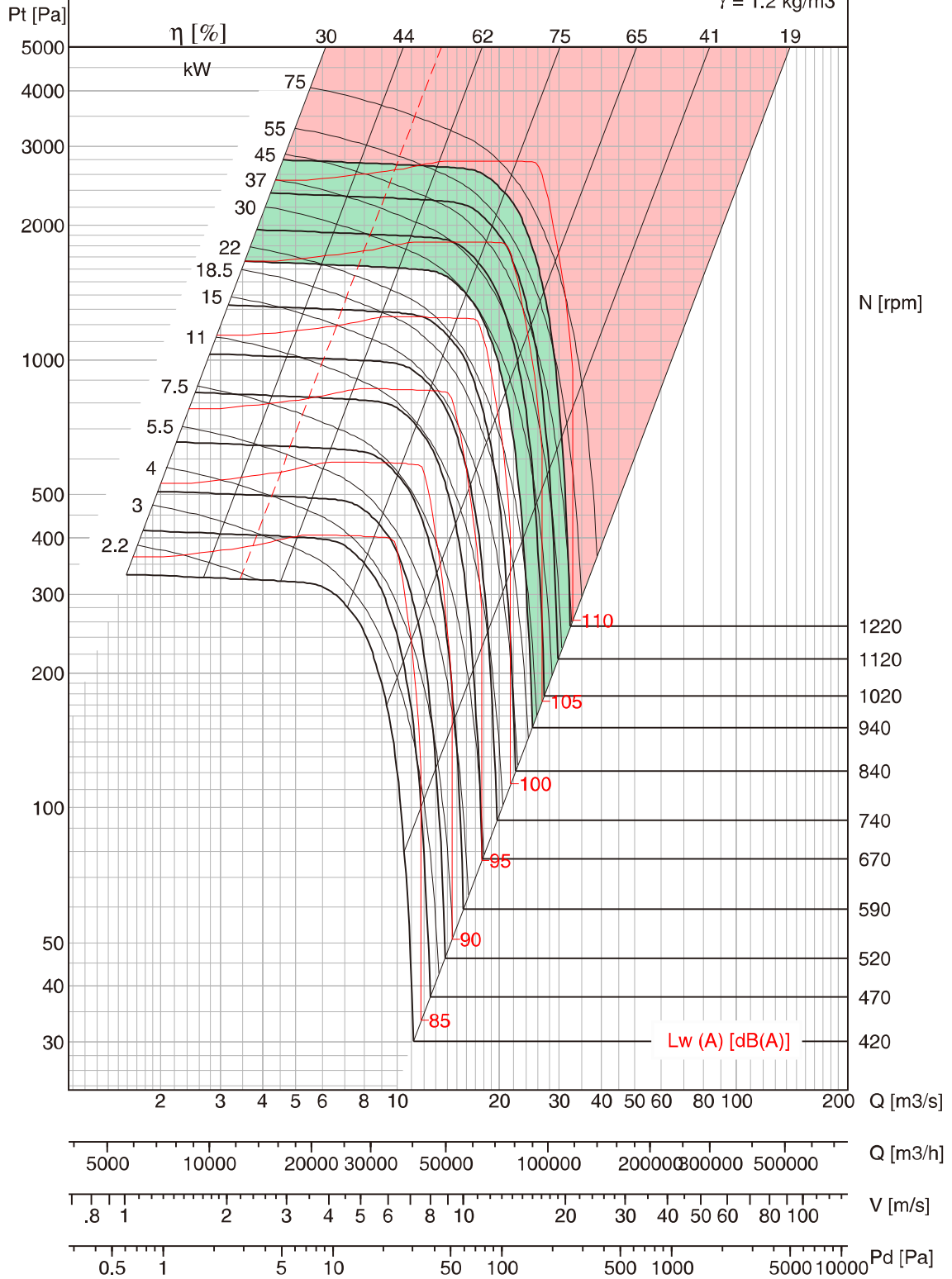
- Performance shown is for Installation type A - free inlet, free outlet. Performance ratings do not include the effects of appurtenances. Power rating kW does not include transmission losses.
- Outlet velocity of Model BNB is calculated in accordance with the fan outlet area as defined in AMCA 210, Annex H, Figure H.4.
- Fan Efficiency Grade (FEG) is based on peak total efficiency in accordance with ISO 12759/ AMCA 205.
- Please consult Kruger for fan selection of Class III & above.

# BNB-Q 1120

**FEG 80**

Op Limit	Cl. I	Cl. II
Max.kW	30	65
Max.RPM	940	1220

$\gamma = 1.2 \text{ kg/m}^3$



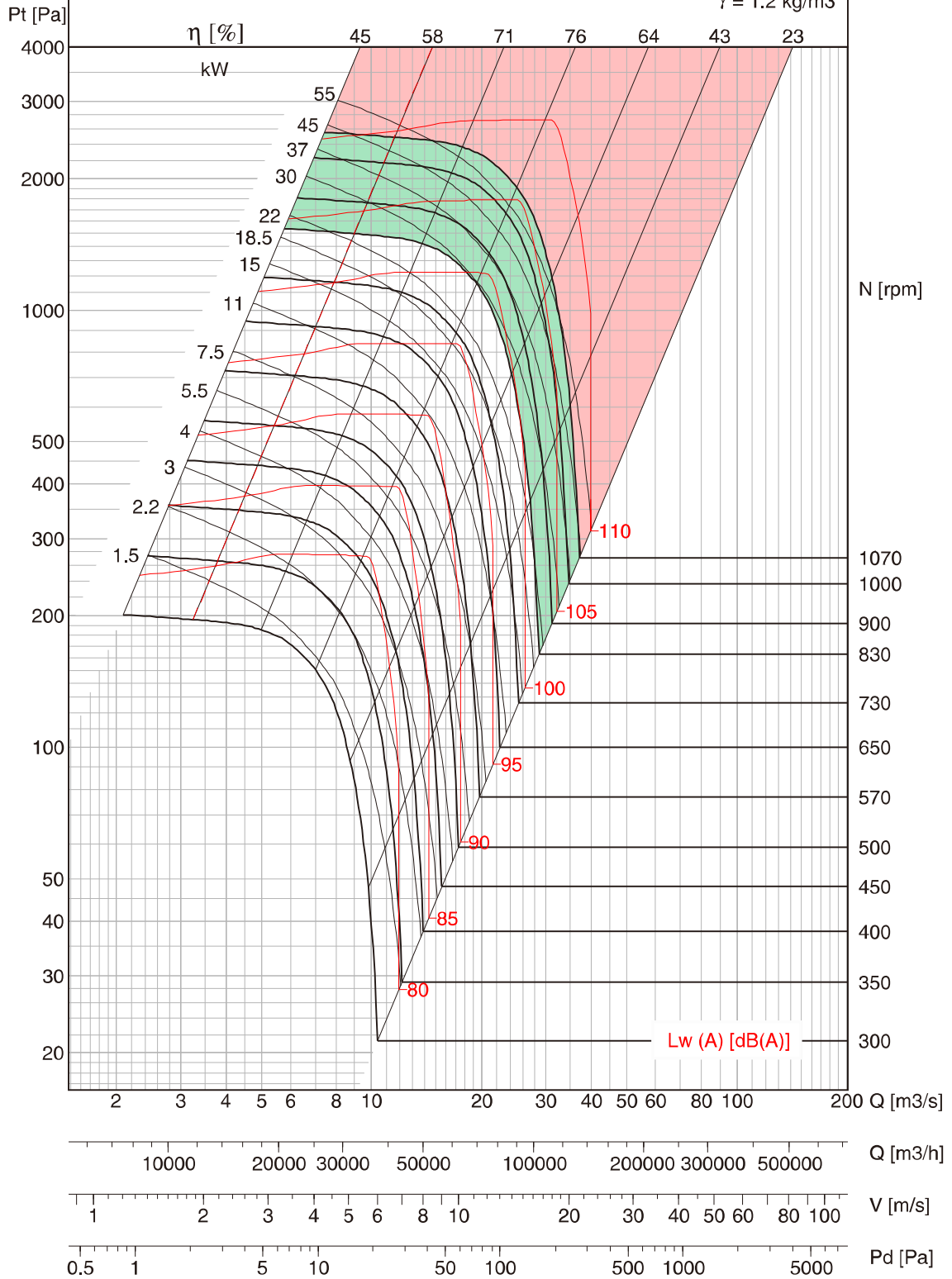
- Performance shown is for Installation type A - free inlet, free outlet. Performance ratings do not include the effects of appurtenances. Power rating kW does not include transmission losses.
- Outlet velocity of Model BNB is calculated in accordance with the fan outlet area as defined in AMCA 210, Annex H, Figure H.4.
- Fan Efficiency Grade (FEG) is based on peak total efficiency in accordance with ISO 12759/ AMCA 205.
- Please consult Kruger for fan selection of Class III & above.

# BNB-R 1250

**FEG 80**

Op Limit	Cl. I	Cl. II
Max.kW	30	63
Max.RPM	830	1070

$\gamma = 1.2 \text{ kg/m}^3$



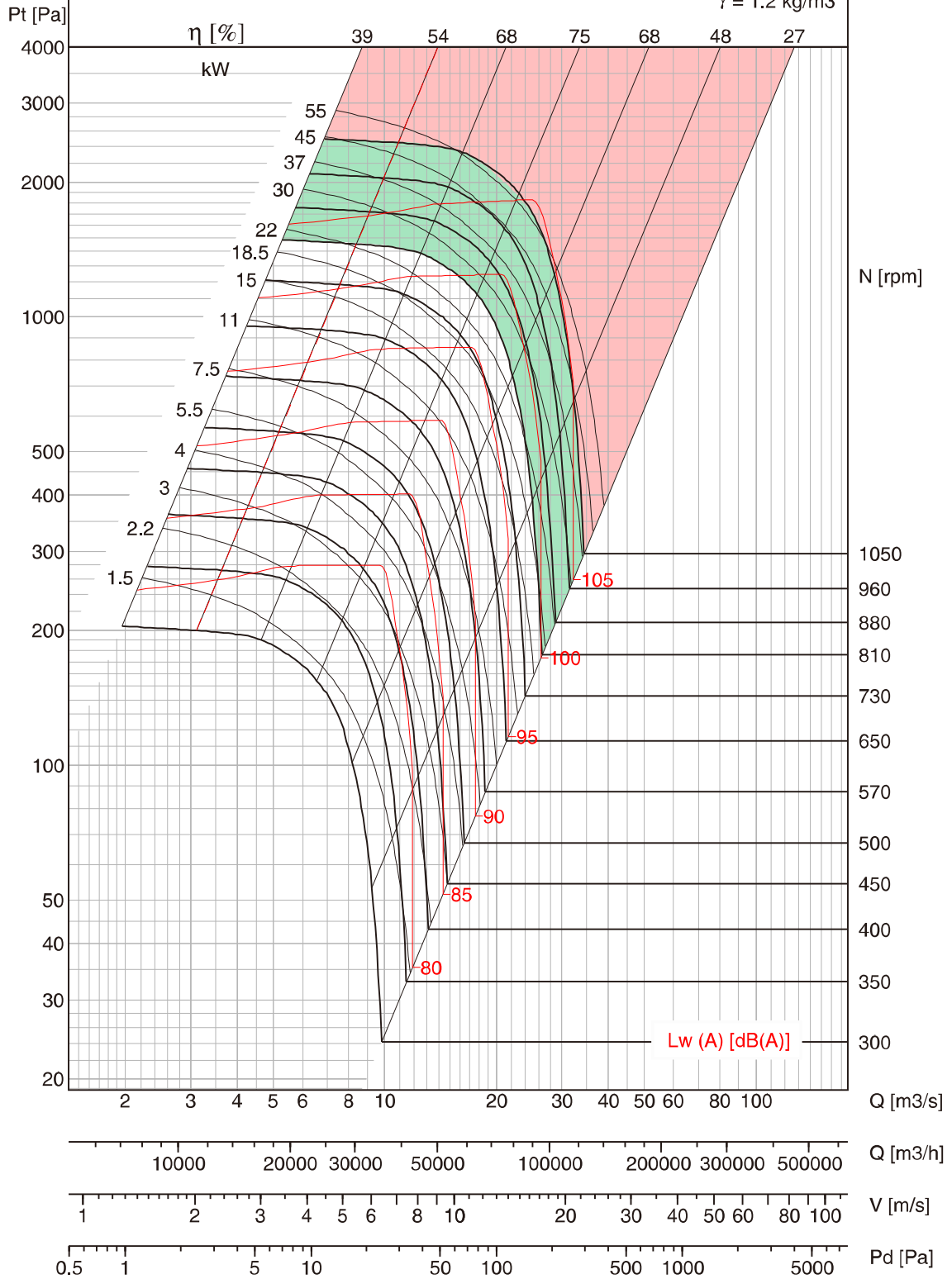
- Performance shown is for Installation type A - free inlet, free outlet. Performance ratings do not include the effects of appurtenances. Power rating kW does not include transmission losses.
- Outlet velocity of Model BNB is calculated in accordance with the fan outlet area as defined in AMCA 210, Annex H, Figure H.4.
- Fan Efficiency Grade (FEG) is based on peak total efficiency in accordance with ISO 12759/ AMCA 205.
- Please consult Kruger for fan selection of Class III & above.

# BNB-P 1250

**FEG 80**

Op Limit	Cl. I	Cl. II
Max.kW	27	57
Max.RPM	810	1050

$\gamma = 1.2 \text{ kg/m}^3$



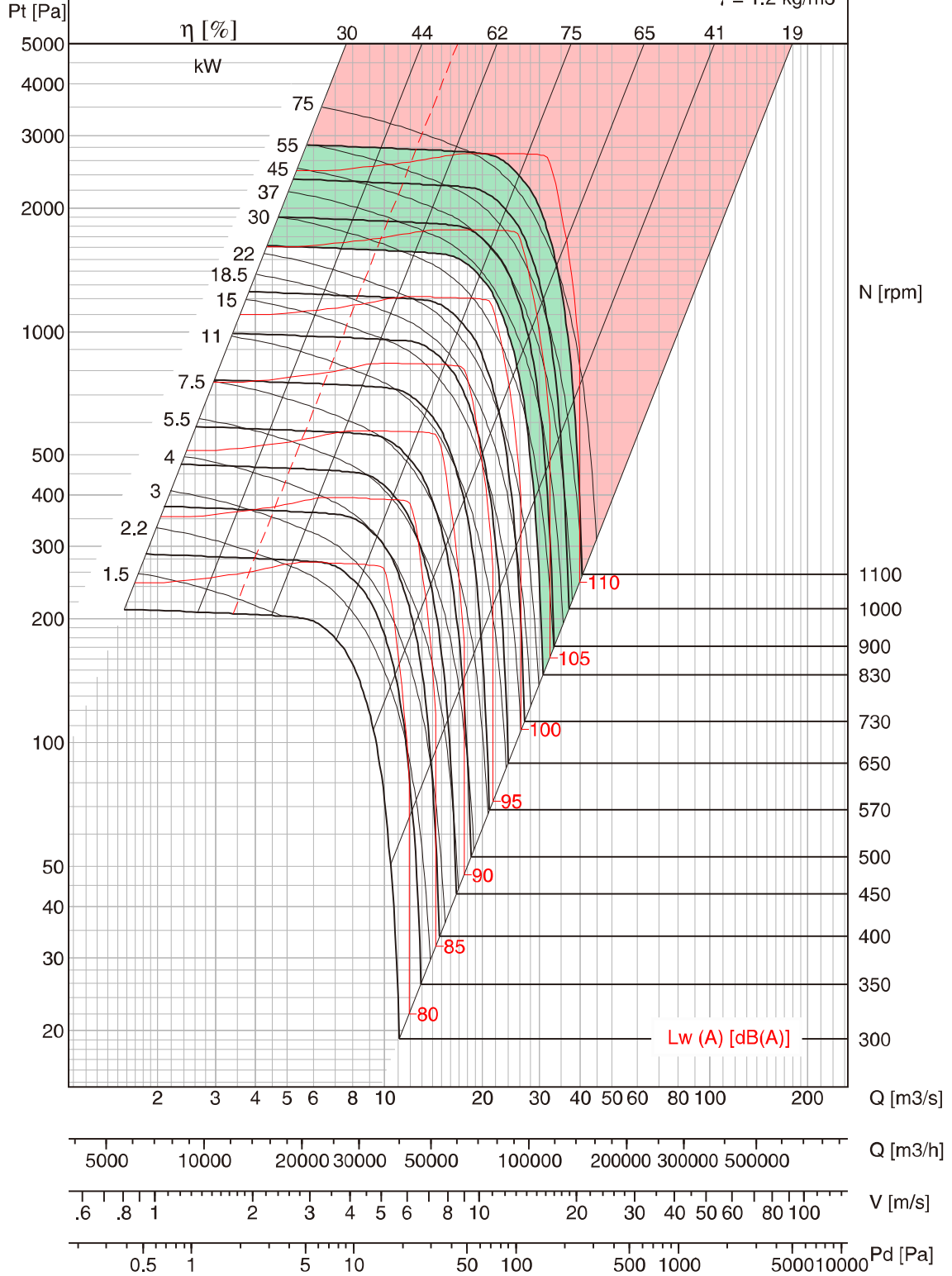
- Performance shown is for Installation type A - free inlet, free outlet. Performance ratings do not include the effects of appurtenances. Power rating kW does not include transmission losses.
- Outlet velocity of Model BNB is calculated in accordance with the fan outlet area as defined in AMCA 210, Annex H, Figure H.4.
- Fan Efficiency Grade (FEG) is based on peak total efficiency in accordance with ISO 12759/ AMCA 205.
- Please consult Kruger for fan selection of Class III & above.

# BNB-Q 1250

**FEG 80**

Op Limit	Cl. I	Cl. II
Max.kW	36	83
Max.RPM	830	1100

$\gamma = 1.2 \text{ kg/m}^3$



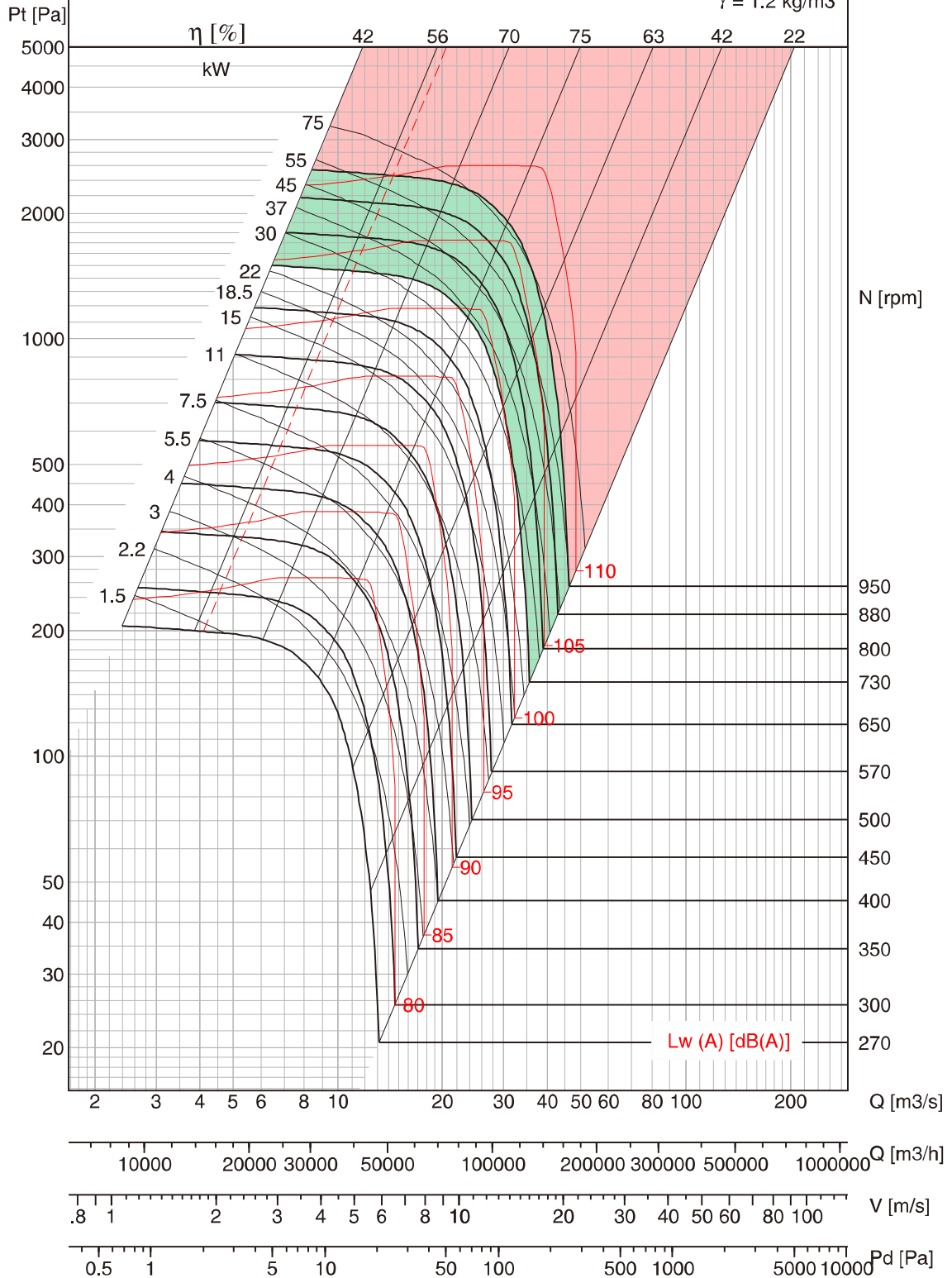
- Performance shown is for Installation type A - free inlet, free outlet. Performance ratings do not include the effects of appurtenances. Power rating kW does not include transmission losses.
- Outlet velocity of Model BNB is calculated in accordance with the fan outlet area as defined in AMCA 210, Annex H, Figure H.4.
- Fan Efficiency Grade (FEG) is based on peak total efficiency in accordance with ISO 12759/ AMCA 205.
- Please consult Kruger for fan selection of Class III & above.

# BNB-R 1400

**FEG 80**

Op Limit	Cl. I	Cl. II
Max.kW	35	78
Max.RPM	730	950

$\gamma = 1.2 \text{ kg/m}^3$



- Performance shown is for Installation type A - free inlet, free outlet. Performance ratings do not include the effects of appurtenances. Power rating kW does not include transmission losses.
- Outlet velocity of Model BNB is calculated in accordance with the fan outlet area as defined in AMCA 210, Annex H, Figure H.4.
- Fan Efficiency Grade (FEG) is based on peak total efficiency in accordance with ISO 12759/ AMCA 205.
- Please consult Kruger for fan selection of Class III & above.

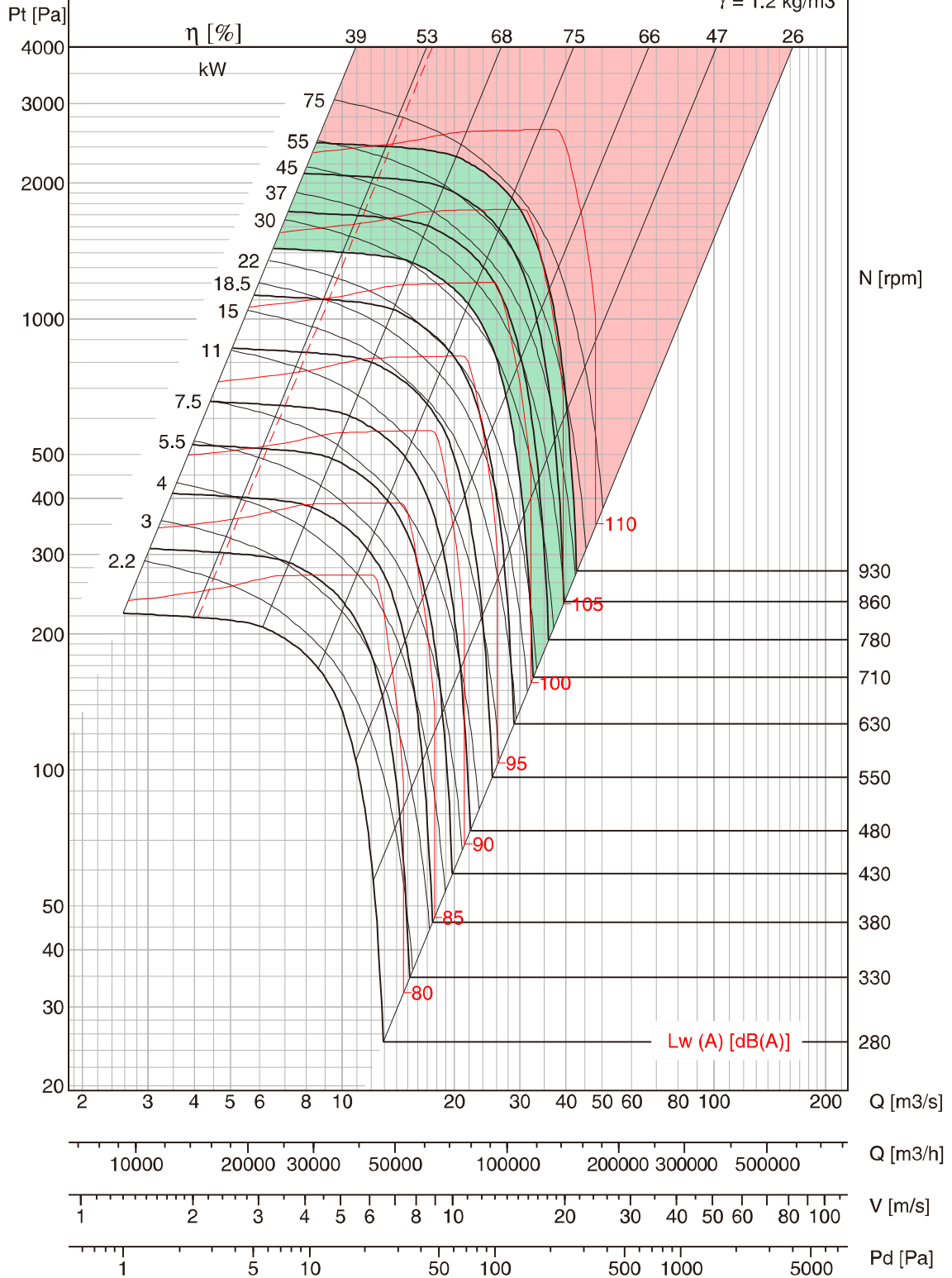


# BNB-P 1400

**FEG 80**

Op Limit	Cl. I	Cl. II
Max.kW	32	71
Max.RPM	710	930

$\gamma = 1.2 \text{ kg/m}^3$



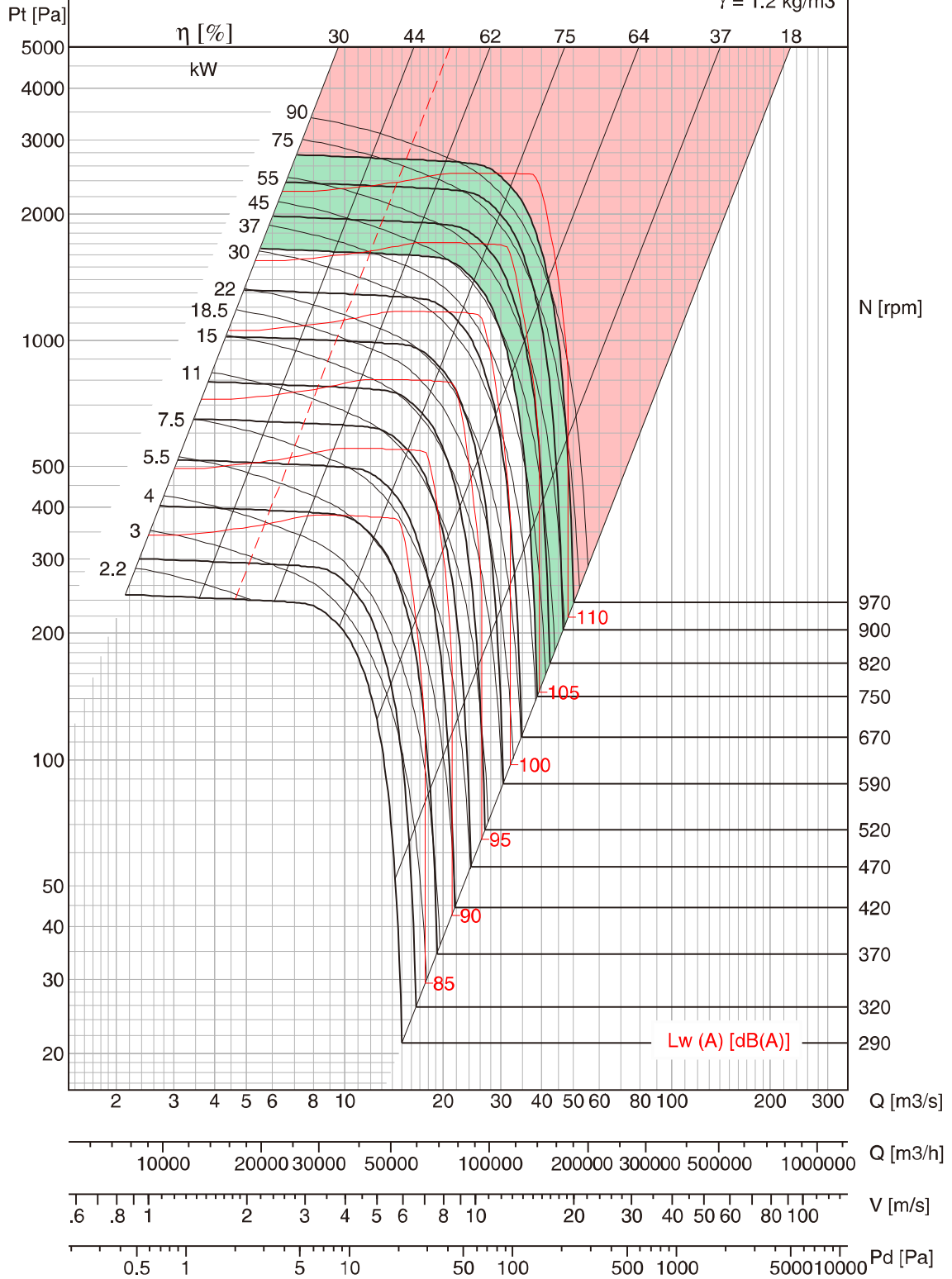
- Performance shown is for Installation type A - free inlet, free outlet. Performance ratings do not include the effects of appurtenances. Power rating kW does not include transmission losses.
- Outlet velocity of Model BNB is calculated in accordance with the fan outlet area as defined in AMCA 210, Annex H, Figure H.4.
- Fan Efficiency Grade (FEG) is based on peak total efficiency in accordance with ISO 12759/ AMCA 205.
- Please consult Kruger for fan selection of Class III & above.

# BNB-Q 1400

**FEG 80**

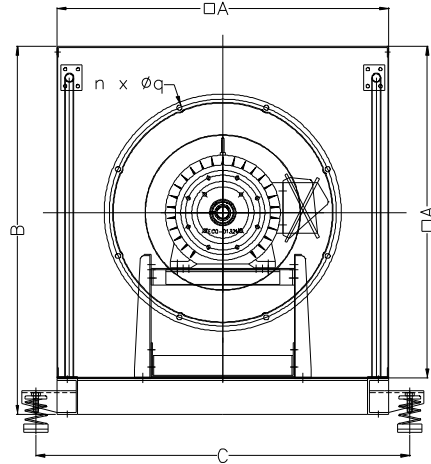
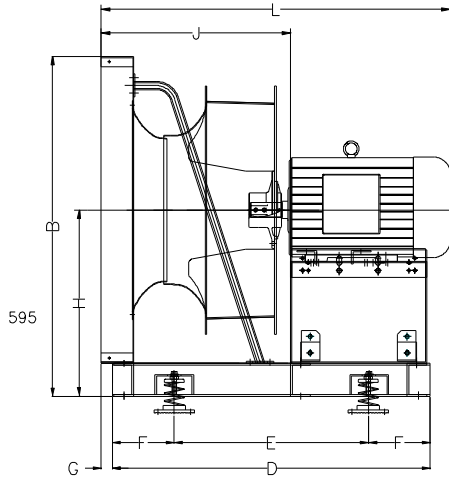
Op Limit	Cl. I	Cl. II
Max.kW	46	100
Max.RPM	750	970

$\gamma = 1.2 \text{ kg/m}^3$



- Performance shown is for Installation type A - free inlet, free outlet. Performance ratings do not include the effects of appurtenances. Power rating kW does not include transmission losses.
- Outlet velocity of Model BNB is calculated in accordance with the fan outlet area as defined in AMCA 210, Annex H, Figure H.4.
- Fan Efficiency Grade (FEG) is based on peak total efficiency in accordance with ISO 12759/ AMCA 205.
- Please consult Kruger for fan selection of Class III & above.

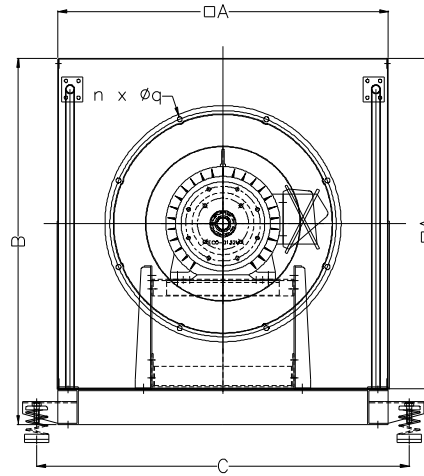
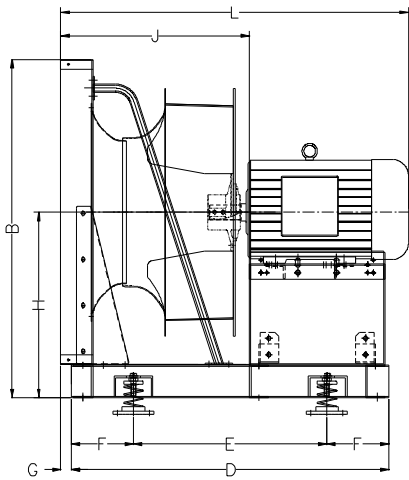
**BNB 315 ~ 630 'D'**



Model	A	B	C	D	E	n × Øq	L			Frame Size	F	G	H	J			Wt (Kg) w/o motor
							Fan Type							Fan Type			
							P	R	Q					P	R	Q	
315	490	555	588	525	325	6 × 9	514	525	538	71	100	28	310	267	278	291	20
				544	555		568	80									
				589	600		613	90									
				604	615		628	100									
				644	655		668	112									
355	530	595	628	580	340	6 × 9	563	575	589	80	120	28	330	290	303	317	29
				608	620		634	90									
				623	635		649	100									
				708	720		734	112									
				868	880		894	132									
400	580	645	678	613	353	8 × 9	631	645	661	90	130	28	355	324	338	354	38
				676	690		706	100									
				686	700		716	112									
				781	795		811	132									
				941	955		971	160									
450	630	715	730	673	393	8 × 12	669	685	703	90	140	28	400	360	376	394	50
				714	730		748	100									
				729	745		763	112									
				799	815		833	132									
				974	990		1008	160									
500	700	785	800	714	434	8 × 12	708	725	745	90	140	28	435	394	412	432	60
				748	765		785	100									
				768	785		805	112									
				863	880		900	132									
				1023	1040		1060	160									
560	790	875	890	820	500	8 × 12	770	790	812	100	160	28	480	433	452	475	76
				785	805		827	112									
				885	905		927	132									
				1035	1055		1077	160									
				1065	1085		1107	180									
630	890	990	1000	865	545	8 × 12	828	850	875	100	160	28	545	474	496	522	95
				843	865		890	112									
				928	950		975	132									
				1068	1090		1115	160									
				1093	1115		1140	180									

All dimensions in mm.

**BNB 710 ~ 1400 'D'**



Model	A	B	C	D	E	n × Φq	L			Frame Size	F	G	H	J			Wt (Kg) w/o motor
							Fan Type							Fan Type			
							P	R	Q					P	R	Q	
710	1000	1100	1100	938	618	6 × 9	890	915	943	112	160	28	600	524	549	577	112
				1128	808		1125	1150	1178	132							
							1150	1175	1203	180							
							1225	1250	1278	200							
800	1120	1220	1230	1130	810	6 × 9	1027	1055	1087	132	160	28	660	578	606	638	151
				1230	910		1162	1190	1222	160							
							1197	1225	1257	180							
							1265	1295	1330	200							
900	1240	1340	1350	1252	912	8 × 9	1229	1260	1296	160	170	28	720	634	666	702	209
				1342	1002		1259	1290	1326	180							
							1329	1360	1396	200							
							1394	1425	1461	225							
1000	1390	1515	1520	1334	874	8 × 12	1295	1330	1370	160	230	28	820	717	752	792	261
				1434	974		1325	1360	1400	180							
							1395	1430	1470	200							
							1450	1485	1525	225							
1120	1550	1700	1660	1450	900	8 × 12	1416	1455	1500	180	275	28	925	813	852	897	333
				1600	1050		1486	1525	1570	200							
							1521	1560	1605	225							
							1601	1640	1685	250							
1250	1700	1850	1810	1540	940	8 × 12	1501	1545	1595	180	300	28	1000	879	923	973	408
				1690	1090		1571	1615	1665	200							
							1606	1650	1700	225							
							1671	1715	1765	250							
1400	1900	2050	2010	1612	1012	8 × 12	1796	1840	1890	280	300	28	1100	960	1009	1065	408
				1780	1180		1571	1620	1676	180							
							1641	1690	1746	200							
							1686	1735	1791	225							
		1751	1800	1856	250			1876	1925	1981	280						

All dimensions in mm.

### Operational Limits - BNB-R

		315	355	400	450	500	560	630	710	800	900	1000	1120	1250	1400
Maximum Absorbed Power	CL.I		2	3.2	4	4.5	6	7.5	9	11	14	18	22	28	34
	CL.II		4.5	7	8.5	10.5	13	16	20	26	32	40	50	60	75
Maximum Fan Speed	CL.I		3250	2550	2300	2050	1850	1650	1450	1280	1130	1030	920	830	730
	CL.II		4200	3300	3000	2700	2400	2150	1900	1700	1500	1350	1200	1070	950
Temperature Range / Min. -20°C	CL.I-CL.II		55	55	55	55	55	55	55	55	55	55	55	55	55

### Operational Limits - BNB-P

		315	355	400	450	500	560	630	710	800	900	1000	1120	1250	1400
Maximum Absorbed Power	CL.I		1.8	2.7	4	4	5	6	7.8	9.5	12	16	19	24	29
	CL.II		3.9	6	7.5	9	10.5	14	17	22	28	35	43	53	65
Maximum Fan Speed	CL.I		3150	2470	2250	2000	1700	1600	1420	1250	1100	1000	900	810	710
	CL.II		4100	3230	2950	2650	2200	2100	1860	1650	1470	1320	1180	1050	930
Temperature Range / Min. -20°C	CL.I-CL.II		55	55	55	55	55	55	55	55	55	55	55	55	55

### Operational Limits - BNB-Q

		315	355	400	450	500	560	630	710	800	900	1000	1120	1250	1400
Maximum Absorbed Power	CL.I		2.4	3.6	4.5	5.3	6.8	8.4	10.5	12.8	16	20	26	31	40
	CL.II		5.2	8	9.5	12.1	15	18.5	23	30	36	45	56	70	85
Maximum Fan Speed	CL.I		3900	2900	2350	2100	1870	1680	1490	1320	1160	1050	940	830	750
	CL.II		4300	3830	3050	2750	2430	2200	1940	1730	1520	1370	1220	1100	970
Temperature Range / Min. -20°C	CL.I-CL.II		55	55	55	55	55	55	55	55	55	55	55	55	55

**NOTES**

A large grid of graph paper for taking notes, consisting of 20 columns and 30 rows of small squares.

# KRUGER GROUP (VENTILATION)

## • SINGAPORE (KVI)

### KRUGER VENTILATION INDUSTRIES PTE LTD

No. 10 Buroh Street #06-06, West Connect Building, Singapore 627564  
Tel. +65 68611577 - Fax +65 68613577  
Email: mktg@krugerasia.com  
Website: www.krugerfan.com

## • THAILAND (KVA)

### KRUGER VENTILATION INDUSTRIES ASIA CO. LTD.

30/105 Moo 1, Sinsakorn Industrial Estate,  
Chetsadawithi Road, Khok Kham Mueng, Samuthsakorn 74000, Thailand  
Tel. +662 1050399 - Fax +662 1050373  
Email: mktg@krugerventasia.co.th

## • MALAYSIA

### KRUVENT INDUSTRIES (M) SDN BHD

Lot 850, Jalan Subang 7, Taman Perindustrian Subang,  
47500, Subang Jaya, Selangor D.E.  
Tel. +603 80743399 - Fax +603 80743388  
Email: mktg@kruger.com.my

## • SHANGHAI

### SHANGHAI KRUGER VENTILATION CO. LTD

No. 500 Yuanguo Road, Anting, Jiading, Shanghai 201814 P.R. China  
Tel. +86 21-69573266 - Fax +86 21-69573296  
Email: shkruger@krugerchina.com

## • BEIJING

### BEIJING KRUGER VENTILATION CO. LTD

Level 7, A Block, Rising International Building, 29 JingHai San Road, BDA,  
Beijing, P.R.China 100176  
Tel. +86 10-67881366 - Fax +86 10-67880566  
Email: krugertj@krugertj.com

## • TIANJIN

### TIANJIN KRUGER VENTILATION CO. LTD

No.168 Anyuan Road, Jingjin Science and Technology Park  
Wuqing District, Tianjin, China  
Tel. +86 22-22143480/3481 - Fax +86 22-22143482  
Email: krugertj@krugertj.com

## • PHILIPPINES

### KRUGER M&E INDUSTRIES CORPORATION

FAP1 Compound, E. Rodriguez Ave.,  
Tunasan, Muntinlupa City 1773, Philippines  
Tel. +63 2-8622892/4/6/7, 5534059 - Fax +63 2-8622891  
Email: mktg@krugerph.net

## • INDONESIA

### P.T. KRUGER VENTILATION INDONESIA

JL. Teuku Umar No.20,  
Karawaci - Tangerang 15115, Indonesia  
Tel. +62 21-5512288/5513557 - Fax +62 21-5513502  
Email: mktg@krugerindo.co.id

## • KOREA

### NEOMATE CO. LTD

2-1010, Ace High Tech City B/D, 775 Gyeongin-ro,  
Yeongdeungpo-gu, Seoul, Korea. Postal Code 07299  
Tel. +82-2-2679-2052 - Fax. +82-2-2679-2174  
Email: y7890@neomate.co.kr

## • DUBAI

### KRUGER VENTILATION INDUSTRIES, GULF BRANCH

Jebel Ali Free Zone Area (JAFZA)  
P.O. Box No. 262949, Dubai, UAE  
Tel. +971 4 8819188/8832017 - Fax. +971 4 8832018  
Email: johncs@krugerasia.com

## • MYANMAR

### KRUGER VENTILATION (MYANMAR) CO.LTD

Room No. F21, Thiri Yadana Whole Sale Market, (Htawunbe)  
Toe Chae Ward, North Okkalapa Township, Yangon.  
Tel. +959 763141081/2/3  
Email: htoon@krugermm.com

## • SINGAPORE (KEN)

### KRUGER ENGINEERING PTE LTD

No. 10 Buroh Street #06-06, West Connect Building, Singapore 627564  
Tel. +65 68631191 - Fax +65 68631151  
Email: mktg@krugerasia.com

## • THAILAND (KVT)

### KRUGER VENTILATION IND. (THAILAND) CO. LTD

30/105 Moo 1, Sinsakorn Industrial Estate,  
Chetsadawithi Road, Khok Kham Mueng, Samuthsakorn 74000, Thailand  
Tel. +662 1050399 - Fax + 662 1050370-2  
Email: mktg@kruger.co.th

## • TAIPEI

### KRUGER VENTILATION (TAIWAN) CO. LTD

No. 157, Ping-an Rd, Hengfeng Village,  
Dayuan Shiang Taoyuan County 337, Taiwan  
Tel. +886 3-3859119 - Fax +886 3-3859118  
Email: sales@krugertwn.com.tw

## • GUANGZHOU

### GUANGZHOU KRUGER VENTILATION CO. LTD

No. 9 Huahui Road, Huashan, Huadu, Guangzhou, P.R. China 510880  
Tel. +86 20-66356635 - Fax +86 20-86786001/86786500  
Email: gzkruiger@krugergz.com

## • WUHAN

### WUHAN KRUGER VENTILATION CO. LTD

No. 805, Huian Ave, Dongxihu District, Wuhan, Hubei, P.R. China 430000  
Tel. +86 27- 83248840/83060522/83097505  
Fax +86 27- 83261886  
Email: whkruger@krugerwh.com

## • HONG KONG

### KRUGER VENTILATION (HONG KONG) LIMITED

Flat C, 9/F, Yeung Yiu Chung (No.8) Industrial Building,  
20 Wang Hoi Road, Kowloon Bay, Kowloon, Hong Kong  
Tel. +852 22469182 - Fax +852 22469187  
Email: info@kruger.com.hk

## • AUSTRALIA

### S&P-KRUGER AUSTRALIA PTY LTD

2 Cunningham St,  
Moorebank N.S.W. 2170  
Tel. +61 2-98227747 - Fax +61 2-98227757  
Email: info@sandpkruger.com.au

## • INDIA

### KRUGER VENTILATION INDUSTRIES (INDIA) PVT LTD

Kruger Centre, Mumbai-Nasik Highway,  
Kalamgaon, Shahapur, Thane 421601, Maharashtra, India  
Tel. +91 9960558899/9975577211 - Fax +91 2527 240075  
Email: sales@krugerindia.com

## • INDIA (NORTH)

### KRUGER VENTILATION INDUSTRIES (NORTH INDIA) PVT LTD

Plot No. - 191, Sector - 59, Ballabgarh, Faridabad - 121 004, Haryana, India  
Tel. +91-9958991660/9717449696  
Fax. +91-1294135820  
Email: sales.kni@krugerindia.com

## • VIETNAM

### KRUGER VENTILATION INDUSTRIES (VIETNAM) CO. LTD

Lot A7. 2-4, C2 Road, Thanh Thanh Cong IZ,  
Trang Bang Dist., Tay Ninh Province, Vietnam  
Tel. +84-276 3585200/01/02 - Fax +84-276 3585199  
Email: mktg@krugervn.com

## **Kruger Ventilation Industries Asia Co. Ltd.**

30/105 Moo 1, Sinsakorn Industrial Estate, Chetsadawithi Road,  
Khok Kham Mueng, Samuthsakorn 74000, Thailand

Tel. +662 1050399 - Fax +662 1050373

Website. [www.krugerfan.com](http://www.krugerfan.com)

**CNo. - CAT026.E1** September 2017

A member of  
**Soler&Palau**  
Ventilation Group

The logo for Soler&Palau Ventilation Group features the company name in a bold, sans-serif font. To the right of the name is a red circular graphic element consisting of two curved segments that form a partial circle.