



EXTRUDED ALUMINUM STATIONARY LOUVER
FLORIDA PRODUCT APPROVED
HIGH PERFORMANCE DRAINABLE BLADE
6" (152) DEEP • HORIZONTAL BLADE
MODEL: 1606DHPF



QUALIFICATIONS:

- Florida Product Approval.
- ETL Listed Product: 106225.
- Tested in accordance with: TAS-201 (Large Missile Impact Test), TAS-202 (Uniform Static Air Pressure Test) and TAS-203 (Cyclic Wind Pressure Loading Test).
- AMCA 500-L (Water Penetration, Airflow).
- AMCA 540 (Wind-Borne Debris Impact Test [Enhanced "Level E" Protection]).
- AMCA 550 (High Velocity Wind-Driven Rain Resistance Test [with optional Model 2020 damper in closed position]).
- Wind load rating up to +/- 150 PSF (dependent on size and configuration).

STANDARD CONSTRUCTION:

- FRAME:** 6" (152) deep, Type 6063-T6 extruded aluminum, .120" (3.05) nominal wall thickness. Integral downspouts and caulking slot provided.
- BLADES:** Type 6063-T6 extruded aluminum, .100" (2.54) nominal wall thickness, with reinforcing bosses.
- BLADE ANGLE:** Fixed at 37.5 degrees.
- BLADE SPACING:** Approximately 4" (102) on centers.
- BLADE SUPPORT:** Concealed type, factory installed on rear of louver. Size varies based on design pressure, consult Nailor.
- SCREEN:** 5/8" x .050 (15.9 x 1.27) expanded, flattened aluminum bird screen in removable frame, inside (rear) mount (adds approx. 3/8" [10] to louver depth).
- FINISH:** Mill.
- MINIMUM SIZE:** 12" W x 12" H (305 x 305).
- MAX. SINGLE SECTION SIZE:** 108" W x 84" H (2743 x 2134) or 84" W x 120" H (2134 x 3048). 70 sq. ft. (6.5 m²) (36" W x 120" H [914 x 3048] with optional Model 2020 damper). Larger louvers will require field assembly of smaller sections.

OVERALL MAX. SIZE: Unlimited Width x 120" H (3048).

OPTIONS:

- ☐ **ADA** Aluminum Airfoil Damper.
- ☐ **BSSS** Type 304 S.S. Bird Screen.
- ☐ **BSN** No Bird Screen.
- ☐ **ISA** Aluminum Insect Screen.
- ☐ **ISSS** Type 304 S.S. Insect Screen.
- ☐ **FL** Flanged Frame.
- ☐ **ESI** Extended Sill.
- ☐ Other: _____.

OPTIONAL FINISHES:

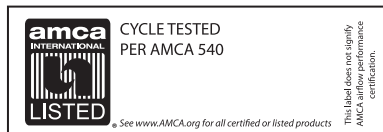
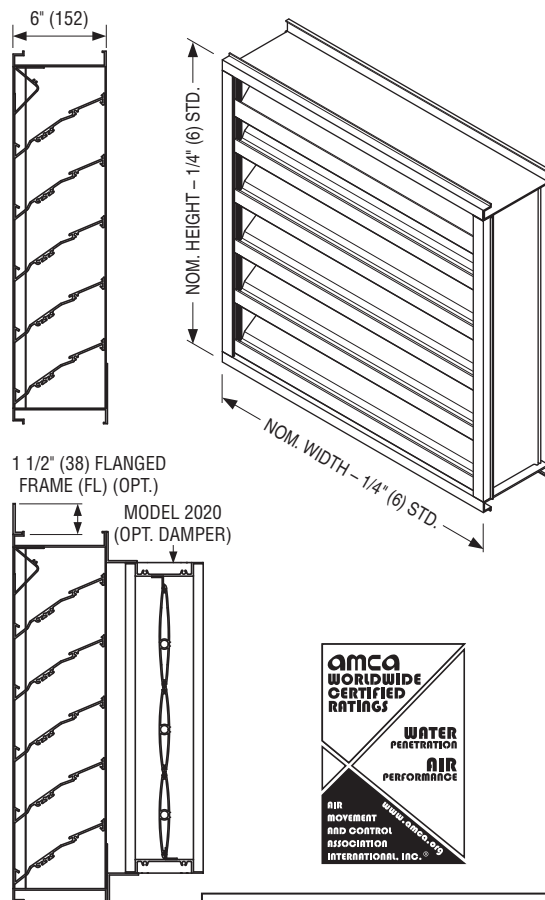
- ☐ **PC3** Powder Coat AAMA 2603. Color: _____.

- ☐ **PC4** High Performance Powder Coat AAMA 2604 (Equivalent to 50% Kynar®). Color: _____.
- ☐ **PC5** Fluoropolymer Powder Coat AAMA 2605 (Equivalent to 70% Kynar®). Color: _____.
- ☐ **PCC** Prime Coat.
- ☐ **AN04** Clear Anodized 204-R1.
- ☐ **AN15** Clear Anodized 215-R1.
- ☐ **ANLB** Light Bronze.
- ☐ **ANMB** Medium Bronze.

- ☐ **ANDB** Dark Bronze.
- ☐ **ANBK** Black.

OPT. FACTORY MOUNTED 2020 CONTROL DAMPER:

- Extruded Aluminum
- Opposed Airfoil Blades
- Concealed Linkage
- Silicone Blade Seal
- Cambered Stainless Steel Jamb Seals
- 1/2" (13) Plated Steel Axles



This label does not signify AMCA airflow performance certification.

This label does not signify AMCA airflow performance certification.

SCHEDULE TYPE:

PROJECT:

ENGINEER:

CONTRACTOR:

For Installation Instructions, see IOM-LOUVERINSTFPA.
Page 1 of 3 Dimensions are in inches (mm).

DATE

B SERIES

SUPERSEDES

DRAWING NO.

1 - 30 - 18

1600F

1 - 10 - 17

1606DHPF



EXTRUDED ALUMINUM STATIONARY LOUVER
FLORIDA PRODUCT APPROVED
 HIGH PERFORMANCE DRAINABLE BLADE • 6" (152) DEEP
 HORIZONTAL BLADE • PERFORMANCE DATA
MODEL: 1606DHPF

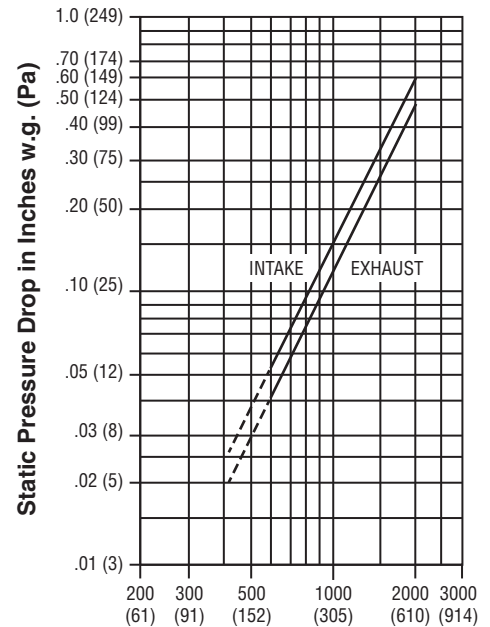


AIRFLOW/WATER PENETRATION DATA
for 48" x 48" (1219 x 1219) Louver Size

I N T A K E	Free Area %	60%
	Free Area sq. ft. (sq. m.)	9.65 (0.90)
	Free Area Velocity at Point of Beginning Water Penetration at .01 oz./sq. ft. (3 ml/sq. m) (15 min. test duration)	1186 fpm (361 m/min.)
	Air Volume at 1186 fpm	11,445 cfm (5401 l/s)
	Free Area Velocity	
	Pressure Drop @ 1000 fpm	.15 in. w.g. (37 Pa)

NOTE: To minimize water penetration when sizing intake louvers, select a Free Area Velocity that is **below** the point of beginning water penetration.

PRESSURE DROP



Air Velocity in Feet (Meters) Per Minute Through Free Area

Louver test size: 48" x 48" (1219 x 1219 mm).
 Standard air density @ 0.075 lbs/ft³.
 Tested to AMCA Fig. 5.5 – 6.5.



Nailor Industries Inc. certifies the Model 1606DHPF shown herein is licensed to bear the AMCA Seal. The ratings shown are based on tests and procedures performed in accordance with AMCA Publication 511 and comply with the requirements of the AMCA Certified Ratings Program. Seal applies to air performance ratings and water penetration ratings.



CYCLE TESTED
PER AMCA 540

See www.AMCA.org for all certified or listed products

This label does not signify AMCA airflow performance certification.



HIGH VELOCITY RAIN RESISTANT WITH BLADES FULLY CLOSED AND IMPACT RESISTANT LOUVER
Enhanced Protection Level E

See www.AMCA.org for all certified or listed products

This label does not signify AMCA airflow performance certification.

Nailor Industries Inc. certifies that the 1606DHPF shown herein is approved to bear the AMCA Listing Label. The ratings shown are based on tests and procedures performed in accordance with AMCA publications and comply with the requirements of the AMCA Listing Label Program. The AMCA Listing Label applies to Wind Borne Debris Impact Resistant Louvers. The AMCA Listing Label applies to High Velocity Wind Driven Rain Resistant Louvers.

SCHEDULE TYPE:

PROJECT:

ENGINEER:

CONTRACTOR:

Page 2 of 3
 Dimensions are in inches (mm).

DATE	B SERIES	SUPERSEDES	DRAWING NO.
1 - 30 - 18	1600F	1 - 10 - 17	1606DHPF




EXTRUDED ALUMINUM STATIONARY LOUVER
FLORIDA PRODUCT APPROVED
HIGH PERFORMANCE DRAINABLE BLADE • 6" (152) DEEP
HORIZONTAL BLADE • PERFORMANCE DATA
MODEL: 1606DHPF



FREE AREA in Square Feet and Square Meters

		Width in Inches and Meters																
		12	18	24	30	36	42	48	54	60	66	72	78	84	90	96	102	108
Height in Inches and Meters	12	0.30	0.46	0.61	0.76	0.91	1.07	1.22	1.37	1.52	1.68	1.83	1.98	2.13	2.29	2.44	2.59	2.74
	0.30	0.31	0.51	0.70	0.89	1.09	1.28	1.48	1.67	1.87	2.06	2.25	2.45	2.64	2.84	3.03	3.22	3.42
	0.46	0.60	0.98	1.35	1.73	2.11	2.48	2.86	3.23	3.61	3.99	4.36	4.74	5.11	5.49	5.87	6.24	6.62
	0.61	0.80	1.27	1.64	2.01	2.38	2.75	3.12	3.49	3.86	4.23	4.60	4.97	5.34	5.71	6.08	6.45	6.82
	0.76	1.19	1.93	2.68	3.42	4.16	4.90	5.64	6.39	7.13	7.87	8.61	9.35	10.10	10.84	11.58	12.32	13.07
	0.91	1.33	2.16	3.00	3.83	4.66	5.49	6.32	7.15	7.98	8.81	9.65	10.48	11.31	12.14	12.97	13.80	14.63
	1.07	1.77	2.87	3.97	5.07	6.17	7.27	8.37	9.47	10.57	11.67	12.78	13.88	14.98	16.08	17.18	18.28	19.38
	1.22	2.05	3.33	4.61	5.89	7.17	8.45	9.73	11.01	12.29	13.57	14.85	16.13	17.41	18.69	19.97	21.24	22.52
	1.37	2.34	3.80	5.26	6.73	8.19	9.65	11.11	12.57	14.03	15.49	16.95	18.41	19.87	21.33	22.79	24.25	25.71
	1.52	2.64	4.28	5.92	7.57	9.21	10.86	12.50	14.14	15.79	17.43	19.07	20.72	22.36	24.01	25.65	27.29	28.94
	1.68	2.92	4.74	6.56	8.39	10.21	12.03	13.85	15.67	17.49	19.31	21.13	22.96	24.78	26.60	28.42	30.24	32.06
	1.83	3.21	5.22	7.22	9.22	11.23	13.23	15.24	17.24	19.24	21.25	23.25	25.25	27.26	29.26	31.26	33.27	35.27
	1.98	3.50	5.68	7.87	10.05	12.23	14.41	16.60	18.78	20.96	23.14	25.33	27.51	29.69	31.87	34.05	36.24	38.42
	2.13	3.79	6.16	8.52	10.89	13.25	15.61	17.98	20.34	22.71	25.07	27.43	29.80	32.16	34.53	36.89	39.25	41.62
	2.29	4.08	6.63	9.17	11.72	14.26	16.81	19.35	21.89	24.44	26.98	29.53	32.07	34.62				
	2.44	4.37	7.09	9.82	12.54	15.27	17.99	20.71	23.44	26.16	28.89	31.61	34.33	37.06				
	2.59	4.66	7.57	10.47	13.38	16.28	19.19	22.09	25.00	27.90	30.81	33.71	36.62	39.52				
	2.74	4.95	8.04	11.12	14.21	17.29	20.38	23.46	26.55	29.63	32.72	35.80	38.89	41.97				
	2.90	5.24	8.51	11.78	15.04	18.31	21.58	24.84	28.11	31.38	34.65	37.91	41.18	44.45				
	3.05	5.53	8.98	12.42	15.87	19.31	22.76	26.21	29.65	33.10	36.54	39.99	43.44	46.88				



SCHEDULE TYPE:

PROJECT:

ENGINEER:

CONTRACTOR:

Page 3 of 3
Dimensions are in inches (mm).

DATE

B SERIES

SUPERSEDES

DRAWING NO.

1 - 30 - 18

1600F

1 - 10 - 17

1606DHPF