



DRAWINGS

- [Exploded Parts Detail](#)
- [Submittal Drawing](#)

OPERATION & INSTALLATION MANUALS

- [Motor Replacement Instructions for motors with lugs and isolators \(non wallmount\)](#)
- [Motor With Lugs Replacement Instructions for DR25HRA](#)
- [Operation & Installation Manual](#)
- [Operation & Installation Manual \(Spanish\)](#)
- [Operation & Installation Manual \(French\)](#)

ADDITIONAL INFORMATION

- [ECM Option](#)
- [Revit Model](#)
- [Frequently Asked Fan Questions](#)
- [Motor Information](#)
- [Performance Data](#)
- [Request Product Information](#)
- [Written Specification](#)

CERTIFICATIONS

Rupp Air certifies that Model DR10HRA thru DR360HRA shown herein are licensed to bear the AMCA seal. The ratings shown are based on tests & procedures in accordance with AMCA Publication 211 and Publication 311, and comply with the requirements of the AMCA Certified Rating Program.

Models DR10HRA thru DR360HRA are ETL Listed under file number 3049729-002 and comply with UL705 (electrical) Standards and CSA Std C22.2, No 113.



Catalog #113R
February 2015

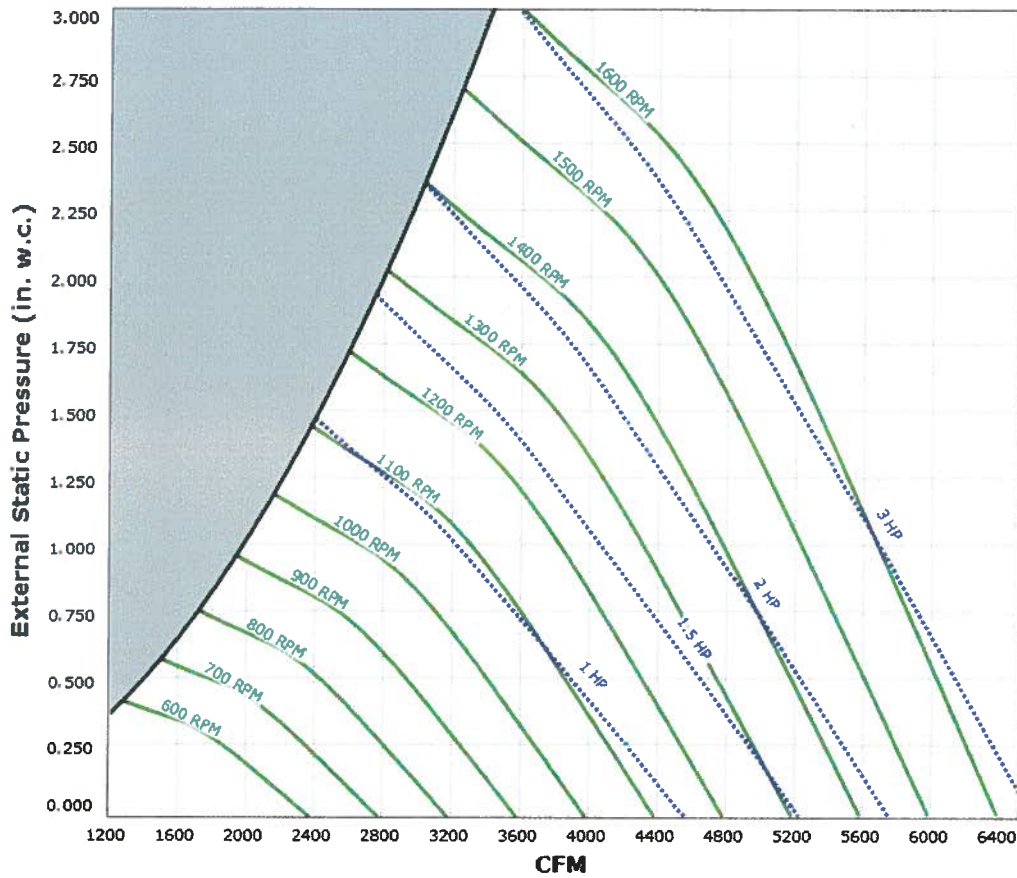
ORDER ONLINE OR CALL US IF YOU HAVE ANY QUESTIONS ABOUT ORDERING

1.800.291.2452



[Home](#) | [About Us](#) | [Contact Us](#) | [Help](#) | [Locate Representative](#)
[Security Policy](#) | [Privacy Policy](#) | [Legal Notice](#) | [Warranty](#) | [Return Policy](#)
 All Rights Reserved. Copyright © 2012. Rupp Air Management Systems.

DR180HRA Performance Curve



Max Sizeable RPM = 1400 RPM. Curve shown extended beyond this point for reference only.

Performance shown is certified for Installation Type A: Free inlet, Free outlet. Speed shown is nominal. Performance is based on actual speed of test. Performance ratings do not include the effects of appurtenances (accessories).

Catalog #113R
February 2015

ORDER ONLINE OR CALL US IF YOU HAVE ANY QUESTIONS ABOUT ORDERING

1.800.291.2452



[Home](#) | [About Us](#) | [Contact Us](#) | [Help](#) | [Locate Representative](#)
[Security Policy](#) | [Privacy Policy](#) | [Legal Notice](#) | [Warranty](#) | [Return Policy](#)
All Rights Reserved. Copyright © 2012. Rupp Air Management Systems.

DR180HRA

CFM	Static Pressure in Inches W.G.								
	0.000	0.250	0.500	0.750	1.000	1.250	1.500	1.750	2.000
	RPM Sone/BHP	RPM Sone/BHP	RPM Sone/BHP	RPM Sone/BHP	RPM Sone/BHP	RPM Sone/BHP	RPM Sone/BHP	RPM Sone/BHP	RPM Sone/BHP
2400	612 6.2 / 0.15	709 8.1 / 0.27	793 9.3 / 0.39	877 10.4 / 0.52	962 11.7 / 0.68	1049 12.0 / 0.85	1137 13.8 / 1.06		
2800	714 9.3 / 0.24	800 10.6 / 0.37	874 11.2 / 0.51	945 12.0 / 0.66	1017 12.0 / 0.82	1089 12.8 / 0.99	1163 14.3 / 1.18	1238 15.6 / 1.40	1315 17.0 / 1.64
3200	816 11.9 / 0.36	893 12.7 / 0.51	960 13.4 / 0.67	1023 13.1 / 0.83	1085 12.7 / 1.00	1147 14.0 / 1.18	1211 15.8 / 1.37	1275 16.5 / 1.58	1340 17.5 / 1.80
3600	918 14.1 / 0.52	988 14.7 / 0.68	1049 14.6 / 0.86	1106 14.8 / 1.04	1162 16.2 / 1.22	1217 17.4 / 1.41	1273 17.8 / 1.61	1329 18.3 / 1.82	1386 19.0 / 2.05
4000	1020 15.1 / 0.71	1084 16.5 / 0.89	1140 17.1 / 1.08	1193 18.6 / 1.28	1244 19.2 / 1.48	1294 19.6 / 1.69	1344 20 / 1.90	1394 20 / 2.12	
4400	1122 17.6 / 0.94	1181 19.5 / 1.14	1233 21 / 1.35	1282 21 / 1.57	1330 22 / 1.79	1376 22 / 2.01			
4800	1224 21 / 1.22	1278 22 / 1.43	1328 23 / 1.66	1374 24 / 1.90					
5200	1326 24 / 1.55	1376 25 / 1.78							

Max Sizeable RPM = 1400 RPM. Table shown extended beyond this point for reference only.

Performance shown is certified for Installation Type A: Free inlet, Free outlet. Speed shown is nominal. Performance is based on actual speed of test. Performance ratings do not include the effects of appurtenances (accessories). The sound ratings shown are loudness values in fan sones at 5 ft (1.5m) in a hemispherical free field calculated per AMCA Standard 301. Values shown are for Installation Type A: Free inlet hemispherical sone levels.

Catalog #113R
February 2015

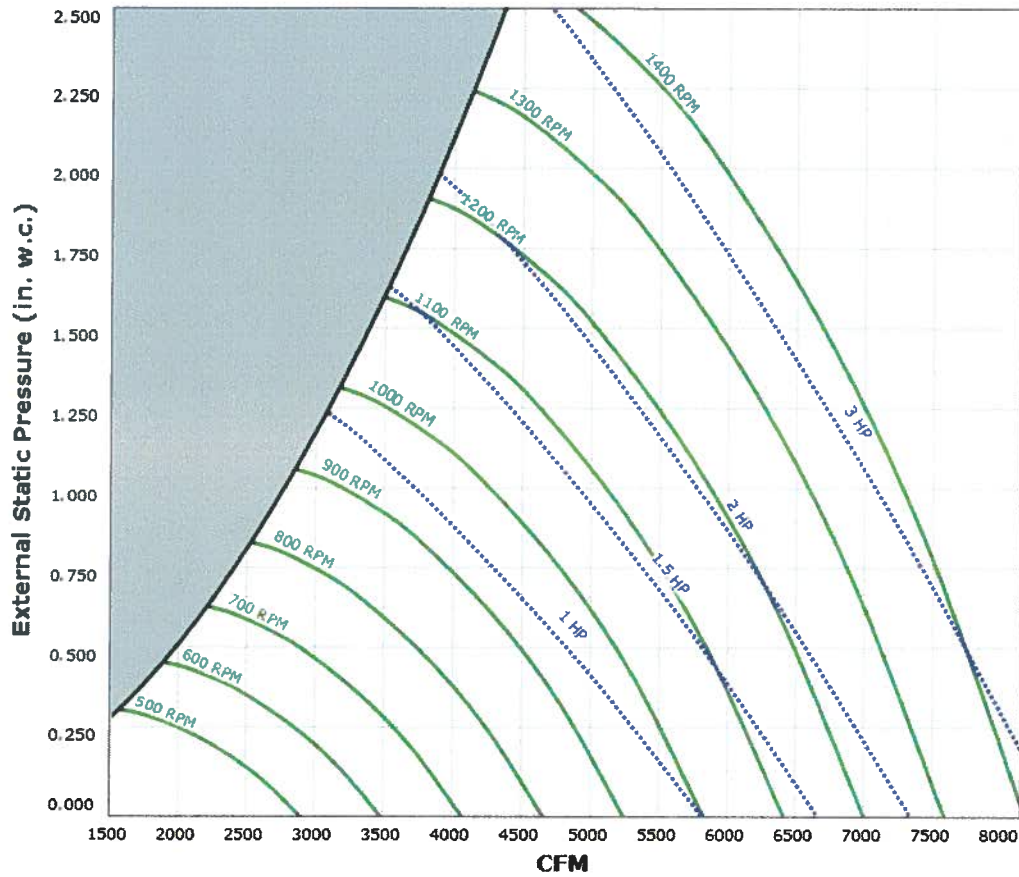
ORDER ONLINE OR CALL US IF YOU HAVE ANY QUESTIONS ABOUT ORDERING

1.800.291.2452



[Home](#) | [About Us](#) | [Contact Us](#) | [Help](#) | [Locate Representative](#)
[Security Policy](#) | [Privacy Policy](#) | [Legal Notice](#) | [Warranty](#) | [Return Policy](#)
 All Rights Reserved. Copyright © 2012. Rupp Air Management Systems.

DR200HRA Performance Curve



Max Sizeable RPM = 1400 RPM. Curve shown extended beyond this point for reference only.
 Performance shown is certified for Installation Type A: Free inlet, Free outlet. Speed shown is nominal. Performance is based on actual speed of test.
 Performance ratings do not include the effects of appurtenances (accessories).

Catalog #113R
 February 2015

ORDER ONLINE OR CALL US IF YOU HAVE ANY QUESTIONS ABOUT ORDERING

1.800.291.2452



[Home](#) | [About Us](#) | [Contact Us](#) | [Help](#) | [Locate Representative](#)
[Security Policy](#) | [Privacy Policy](#) | [Legal Notice](#) | [Warranty](#) | [Return Policy](#)
 All Rights Reserved. Copyright © 2012. Rupp Air Management Systems.

DR200HRA

CFM	Static Pressure in Inches W.G.										
	0.000	0.250	0.500	0.750	1.000	1.250	1.500	1.750	2.000	2.250	2.500
	RPM Sone/BHP	RPM Sone/BHP	RPM Sone/BHP	RPM Sone/BHP	RPM Sone/BHP	RPM Sone/BHP	RPM Sone/BHP	RPM Sone/BHP	RPM Sone/BHP	RPM Sone/BHP	RPM Sone/BHP
3000	523 5.6 / 0.14	614 6.8 / 0.27	707 8.4 / 0.43	796 8.8 / 0.59	883 10.9 / 0.78						
3500	610 7.8 / 0.23	687 9.0 / 0.38	768 10.4 / 0.55	846 10.0 / 0.73	922 11.9 / 0.92	997 13.7 / 1.14	1071 14.9 / 1.37				
4000	697 10.4 / 0.34	764 11.6 / 0.51	834 11.6 / 0.69	904 13.7 / 0.89	972 13.2 / 1.11	1039 15.2 / 1.33	1105 15.8 / 1.57	1170 17.0 / 1.82	1234 19.1 / 2.08		
4500	784 12.4 / 0.49	843 13.0 / 0.67	905 14.8 / 0.87	968 15.8 / 1.09	1029 17.0 / 1.32	1090 17.1 / 1.56	1149 17.4 / 1.81	1208 18.8 / 2.07	1267 20 / 2.34	1324 22 / 2.63	1381 25 / 2.93
5000	872 14.7 / 0.67	924 16.2 / 0.87	979 17.6 / 1.09	1036 18.2 / 1.33	1092 18.7 / 1.57	1147 19.3 / 1.83	1202 20 / 2.09	1255 22 / 2.36	1309 23 / 2.65	1361 25 / 2.94	
5500	959 17.4 / 0.89	1006 18.9 / 1.11	1056 19.3 / 1.35	1107 19.9 / 1.60	1158 21 / 1.86	1209 22 / 2.14	1259 24 / 2.42	1309 25 / 2.71	1358 27 / 3.00		
6000	1046 21 / 1.15	1089 21 / 1.39	1134 21 / 1.65	1181 23 / 1.92	1228 24 / 2.20	1275 26 / 2.49	1321 28 / 2.79				
6500	1133 23 / 1.46	1172 24 / 1.72	1214 25 / 1.99	1257 27 / 2.28	1300 28 / 2.58	1344 30 / 2.89					
7000	1220 27 / 1.82	1256 28 / 2.10	1295 29 / 2.40	1334 31 / 2.70							
7500	1307 32 / 2.25	1341 33 / 2.54	1376 34 / 2.85								
8000	1394 38 / 2.73										

Max Sizeable RPM = 1400 RPM. Table shown extended beyond this point for reference only.

Performance shown is certified for Installation Type A: Free inlet, Free outlet. Speed shown is nominal. Performance is based on actual speed of test. Performance ratios do not include the effects of appurtenances (accessories). The sound ratings shown are loudness values in fan sones at 5 ft (1.5m) in a hemispherical free field calculation per AMCA Standard 301. Values shown are for Installation Type A: Free inlet hemispherical sone levels.

Catalog #113R
February 2015

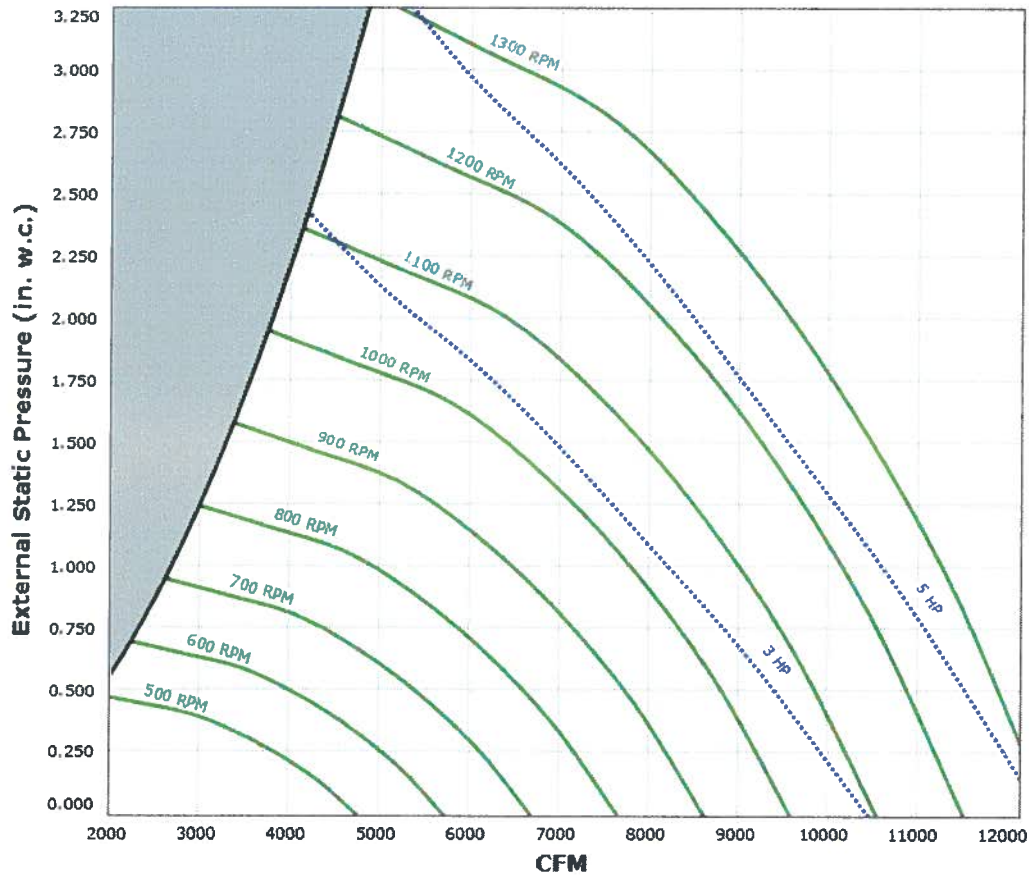
ORDER ONLINE OR CALL US IF YOU HAVE ANY QUESTIONS ABOUT ORDERING

1.800.291.2452



[Home](#) | [About Us](#) | [Contact Us](#) | [Help](#) | [Locate Representative](#)
[Security Policy](#) | [Privacy Policy](#) | [Legal Notice](#) | [Warranty](#) | [Return Policy](#)
 All Rights Reserved. Copyright © 2012. Rupp Air Management Systems.

DR240HRA Performance Curve



Max Sizeable RPM = 1200 RPM. Curve shown extended beyond this point for reference only.

Performance shown is certified for Installation Type A: Free inlet, Free outlet. Speed shown is nominal. Performance is based on actual speed of test. Performance ratings do not include the effects of appurtenances (accessories).

Catalog #113R
February 2015

ORDER ONLINE OR CALL US IF YOU HAVE ANY QUESTIONS ABOUT ORDERING

1.800.291.2452



[Home](#) |
 [About Us](#) |
 [Contact Us](#) |
 [Help](#) |
 [Locate Representative](#)
[Security Policy](#) |
 [Privacy Policy](#) |
 [Legal Notice](#) |
 [Warranty](#) |
 [Return Policy](#)
 All Rights Reserved. Copyright © 2012. Rupp Air Management Systems.

DR240HRA

CFM	Static Pressure in Inches W.G.										
	0.000	0.250	0.500	0.750	1.000	1.250	1.500	1.750	2.000	2.250	2.500
	RPM Sone/BHP	RPM Sone/BHP	RPM Sone/BHP	RPM Sone/BHP	RPM Sone/BHP	RPM Sone/BHP	RPM Sone/BHP	RPM Sone/BHP	RPM Sone/BHP	RPM Sone/BHP	RPM Sone/BHP
5000	527 9.5 / 0.34	597 11.1 / 0.56	670 13.2 / 0.82	739 15.4 / 1.10	805 15.9 / 1.40	868 16.9 / 1.72	930 18.2 / 2.06	990 20 / 2.43	1049 23 / 2.81	1107 25 / 3.22	1163 27 / 3.64
6000	633 13.3 / 0.59	690 14.7 / 0.85	751 17.1 / 1.14	811 17.6 / 1.46	869 18.0 / 1.79	924 18.0 / 2.14	978 19.9 / 2.51	1031 22 / 2.89	1083 24 / 3.29	1134 26 / 3.71	1184 27 / 4.16
7000	738 17.4 / 0.93	786 18.8 / 1.23	838 18.8 / 1.56	891 18.9 / 1.92	942 20 / 2.29	992 21 / 2.67	1040 23 / 3.07	1088 26 / 3.48	1134 27 / 3.91	1179 28 / 4.35	
8000	844 19.6 / 1.39	885 20 / 1.72	930 21 / 2.09	976 23 / 2.48	1022 24 / 2.90	1067 26 / 3.32	1111 28 / 3.76	1154 29 / 4.20	1196 30 / 4.66		
9000	949 22 / 1.98	986 24 / 2.35	1025 25 / 2.75	1065 28 / 3.18	1106 30 / 3.63	1147 31 / 4.09	1187 32 / 4.57				
10000	1055 27 / 2.71	1087 30 / 3.12	1122 30 / 3.56	1158 31 / 4.02	1194 33 / 4.51						
11000	1160 33 / 3.61	1189 33 / 4.05									

Max Sizeable RPM = 1200 RPM. Table shown extended beyond this point for reference only.

Performance shown is certified for Installation Type A: Free inlet, Free outlet. Speed shown is nominal. Performance is based on actual speed of test. Performance ratings not include the effects of appurtenances (accessories). The sound ratings shown are loudness values in fan sones at 5 ft (1.5m) in a hemispherical free field calculated AMCA Standard 301. Values shown are for Installation Type A: Free inlet hemispherical sone levels.

Catalog #113R
February 2015

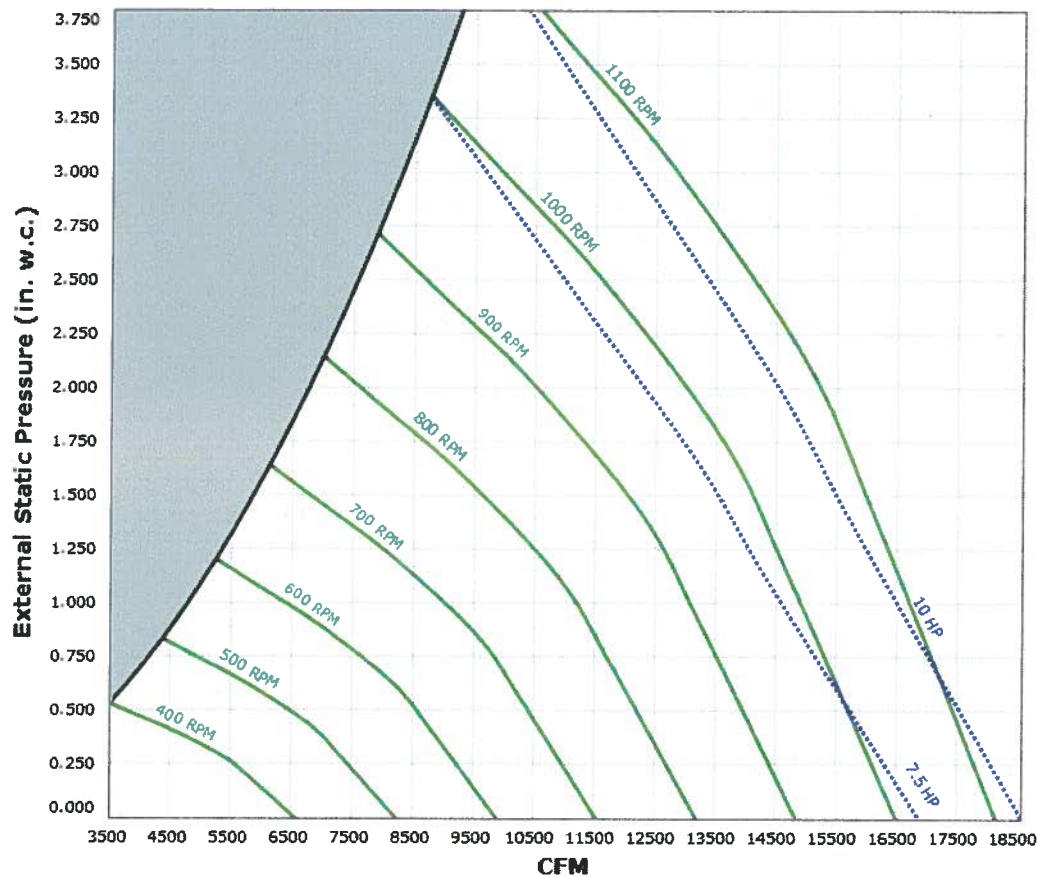
ORDER ONLINE OR CALL US IF YOU HAVE ANY QUESTIONS ABOUT ORDERING

1.800.291.2452



[Home](#) | [About Us](#) | [Contact Us](#) | [Help](#) | [Locate Representative](#)
[Security Policy](#) | [Privacy Policy](#) | [Legal Notice](#) | [Warranty](#) | [Return Policy](#)
 All Rights Reserved. Copyright © 2012. Rupp Air Management Systems.

DR300HRA Performance Curve



Max Sizeable RPM = 900 RPM. Curve shown extended beyond this point for reference only.

Performance shown is certified for Installation Type A: Free inlet, Free outlet. Speed shown is nominal. Performance is based on actual speed of test. Performance ratings do not include the effects of appurtenances (accessories).

Catalog #113R
February 2015

ORDER ONLINE OR CALL US IF YOU HAVE ANY QUESTIONS ABOUT ORDERING

1.800.291.2452



[Home](#) |
 [About Us](#) |
 [Contact Us](#) |
 [Help](#) |
 [Locate Representative](#)
[Security Policy](#) |
 [Privacy Policy](#) |
 [Legal Notice](#) |
 [Warranty](#) |
 [Return Policy](#)
 All Rights Reserved. Copyright © 2012. Rupp Air Management Systems.

DR300HRA

CFM	Static Pressure in Inches W.G.										
	0.000	0.250	0.500	0.750	1.000	1.250	1.500	1.750	2.000	2.250	2.500
	RPM Sone/BHP	RPM Sone/BHP	RPM Sone/BHP	RPM Sone/BHP	RPM Sone/BHP	RPM Sone/BHP	RPM Sone/BHP	RPM Sone/BHP	RPM Sone/BHP	RPM Sone/BHP	RPM Sone/BHP
7500	457 9.4 / 0.67	504 10.6 / 1.01	547 11.0 / 1.34	592 11.0 / 1.71	639 12.0 / 2.12	683 13.3 / 2.55	724 14.5 / 2.98	761 15.5 / 3.41	797 16.4 / 3.85	831 17.4 / 4.30	
8500	518 12.2 / 0.97	561 12.8 / 1.37	598 12.5 / 1.73	636 12.6 / 2.12	677 14.1 / 2.55	718 14.3 / 3.02	758 15.4 / 3.50	795 16.3 / 3.99	830 17.6 / 4.48	863 18.3 / 4.97	895 19.3 / 5.4
9500	579 13.3 / 1.36	618 14.8 / 1.81	652 14.3 / 2.21	685 15.3 / 2.63	720 15.6 / 3.08	757 17.0 / 3.57	794 16.3 / 4.08	830 18.6 / 4.62	864 19.3 / 5.16	897 20 / 5.71	
10500	640 15.5 / 1.83	676 16.8 / 2.34	707 17.2 / 2.79	737 16.8 / 3.24	768 17.7 / 3.71	800 18.4 / 4.22	833 19.8 / 4.76	866 21 / 5.32	899 21 / 5.91		
11500	700 17.6 / 2.41	735 18.7 / 2.97	763 19.8 / 3.46	791 18.3 / 3.96	818 21 / 4.46	847 21 / 4.99	876 22 / 5.54				
12500	761 19.7 / 3.09	794 21 / 3.71	820 23 / 4.26	846 23 / 4.79	871 23 / 5.33	896 24 / 5.88					
13500	822 24 / 3.89	853 25 / 4.57	878 25 / 5.17								
14500	883 27 / 4.83										

Max Sizeable RPM = 900 RPM. Table shown extended beyond this point for reference only.

Performance shown is certified for Installation Type A: Free inlet, Free outlet. Speed shown is nominal. Performance is based on actual speed of test. Performance rating not include the effects of appurtenances (accessories). The sound ratings shown are loudness values in fan sones at 5 ft (1.5m) in a hemispherical free field calculated AMCA Standard 301. Values shown are for Installation Type A: Free inlet hemispherical sone levels.

Catalog #113R
February 2015

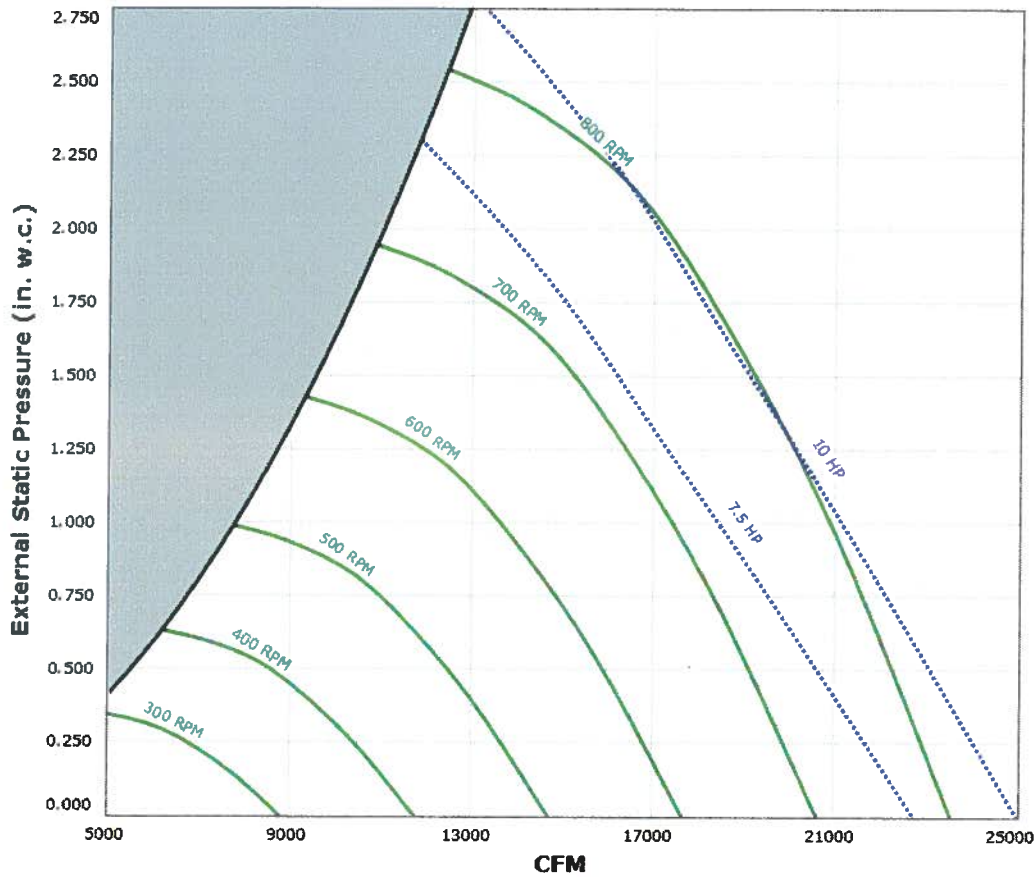
ORDER ONLINE OR CALL US IF YOU HAVE ANY QUESTIONS ABOUT ORDERING

1.800.291.2452



[Home](#) | [About Us](#) | [Contact Us](#) | [Help](#) | [Locate Representative](#)
[Security Policy](#) | [Privacy Policy](#) | [Legal Notice](#) | [Warranty](#) | [Return Policy](#)
 All Rights Reserved. Copyright © 2012. Rupp Air Management Systems.

DR360HRA Performance Curve



Max Sizeable RPM = 800 RPM. Curve shown extended beyond this point for reference only.

Performance shown is certified for Installation Type A: Free inlet, Free outlet. Speed shown is nominal. Performance is based on actual speed of test. Performance ratings do not include the effects of appurtenances (accessories).

Catalog #113R
February 2015

ORDER ONLINE OR CALL US IF YOU HAVE ANY QUESTIONS ABOUT ORDERING

1.800.291.2452



[Home](#) | [About Us](#) | [Contact Us](#) | [Help](#) | [Locate Representative](#)
[Security Policy](#) | [Privacy Policy](#) | [Legal Notice](#) | [Warranty](#) | [Return Policy](#)

All Rights Reserved. Copyright © 2012. Rupp Air Management Systems.

DR360HRA

CFM	Static Pressure in Inches W.G.										
	0.000	0.250	0.500	0.750	1.000	1.250	1.500	1.750	2.000	2.250	2.500
	RPM Sone/BHP	RPM Sone/BHP	RPM Sone/BHP	RPM Sone/BHP	RPM Sone/BHP	RPM Sone/BHP	RPM Sone/BHP	RPM Sone/BHP	RPM Sone/BHP	RPM Sone/BHP	RPM Sone/BHP
9000	307 6.2 / 0.47	359 7.6 / 0.90	409 9.0 / 1.36	461 10.5 / 1.88	513 13.0 / 2.46	563 15.7 / 3.09					
13000	443 12.9 / 1.41	480 13.3 / 2.03	515 14.5 / 2.65	550 16.1 / 3.29	585 17.1 / 3.97	621 18.9 / 4.70	657 21 / 5.46	693 23 / 6.26	729 25 / 7.11	764 27 / 7.99	799 28 / 8.91
17000	579 20 / 3.16	609 22 / 3.98	636 22 / 4.77	662 23 / 5.58	689 24 / 6.40	715 26 / 7.25	742 27 / 8.12	769 28 / 9.03	796 29 / 9.97		
21000	715 29 / 5.95	740 30 / 6.97	763 31 / 7.96	784 31 / 8.95							

Max Sizeable RPM = 800 RPM. Table shown extended beyond this point for reference only.

Performance shown is certified for Installation Type A: Free inlet, Free outlet. Speed shown is nominal. Performance is based on actual speed of test. Performance ratings not include the effects of appurtenances (accessories). The sound ratings shown are loudness values in fan sones at 5 ft (1.5m) in a hemispherical free field calculated AMCA Standard 301. Values shown are for Installation Type A: Free inlet hemispherical sone levels.

Catalog #113R
February 2015

ORDER ONLINE OR CALL US IF YOU HAVE ANY QUESTIONS ABOUT ORDERING

1.800.291.2452



[Home](#) | [About Us](#) | [Contact Us](#) | [Help](#) | [Locate Representative](#)
[Security Policy](#) | [Privacy Policy](#) | [Legal Notice](#) | [Warranty](#) | [Return Policy](#)
 All Rights Reserved. Copyright © 2012. Rupp Air Management Systems.