

Galvanized Steel Louver

SL61

4" Deep • Formed Blade • Sand Louver

STANDARD CONSTRUCTION

FRAME: 18-GA formed galvanized steel channel; 4" deep

BLADES: 18-GA formed galvanized steel

ASSEMBLY: Riveted and/or welded

FINISH: Mill

SCREEN: ½" mesh x 19-GA galvanized screen in removable frame;
screen adds approximately ½" to louver depth

OPTIONS

Finishes - Baked Enamel, Kynar, Anodize

Variety of bird and insect screens

Formed Aluminum Construction

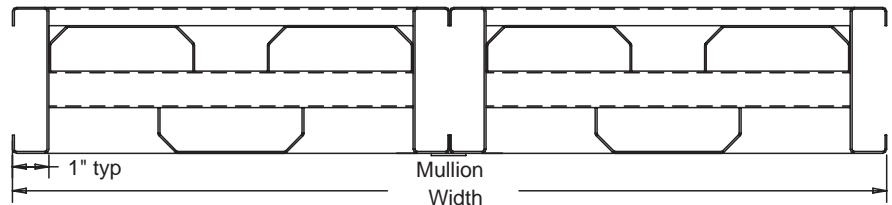
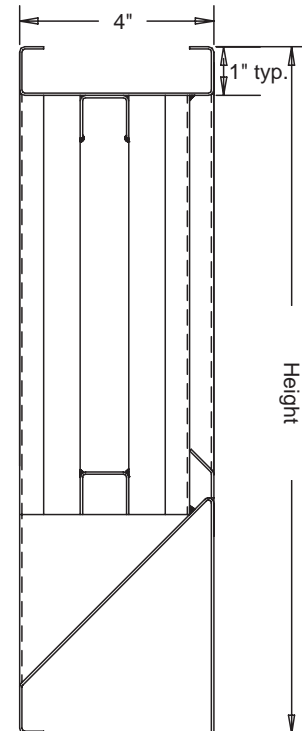
Formed Stainless Steel Construction

NOTES

1. "A" width and "B" height are opening dimensions. Louvers are provided approximately ¼" undersize.
2. Sand removal efficiency approximately 90% measured during tests described in ASHRAE Standard 52-76 test method.
3. Shipping weight approximately 7 lbs./sq.ft.

LOUVER SIZE

Panels	Min Size	Max Single Panel
SL61	24"W x 24"H	40 sq.ft. 96"W x 60"H 60"W x 96"H



Louvers  Dampers

A Kitzco Company

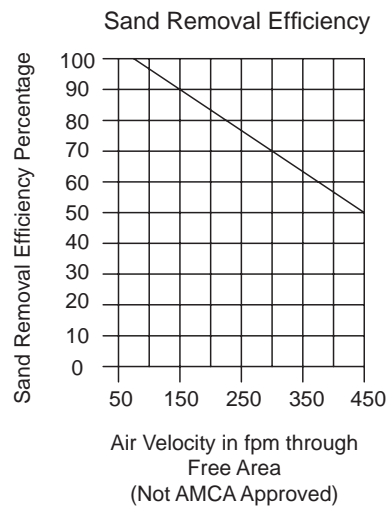
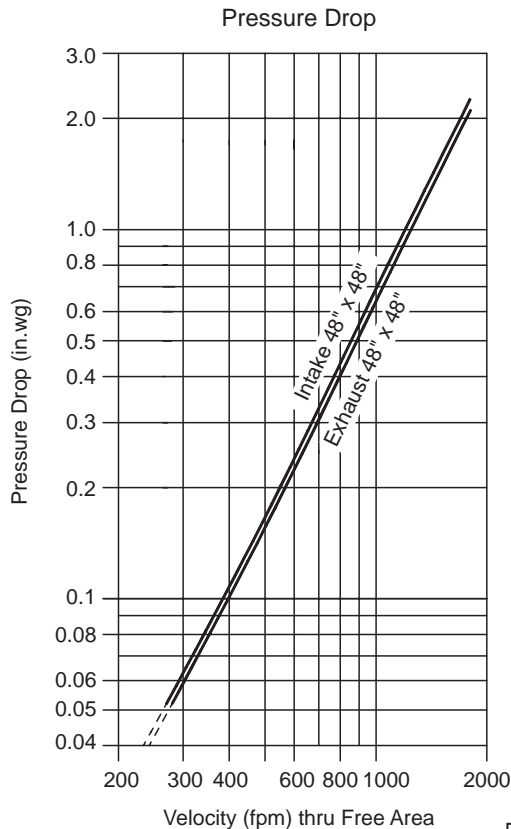
SD-SL61-10.03

P.O. Box 606 • 7435 Industrial Rd • Florence, KY 41042 • Phone (859) 647-2299 • Fax (859) 647-7810

March 2010

Pressure Drop: 0.70 in.wg at 1000 fpm and 5440 scfm
Free Area: 5.44 sq.ft. = 34% for 48"W x 48"H test size

Ratings do not include the effect of birdscreen



Designs should provide a reasonable safety factor for louver performance by selecting at some point below pressure drop or and removal requirements.

		Width											
		24"	30"	36"	42"	48"	54"	60"	66"	72"	84"	90"	96"
Height	24"	0.91	1.22	1.52	1.83	2.13	2.44	2.74	3.05	3.35	3.98	4.27	4.57
	30"	1.25	1.67	2.09	2.50	2.92	3.34	3.78	4.17	4.59	5.42	5.84	6.28
	36"	1.29	2.12	2.65	3.18	3.71	4.24	4.77	5.30	5.83	6.88	7.41	7.94
	42"	1.93	2.57	3.21	3.85	4.49	5.14	5.78	6.42	7.06	8.35	8.99	9.83
	48"	2.25	3.02	3.77	4.53	5.44	6.03	6.79	7.54	8.30	9.81	10.56	11.31
	54"	2.60	3.47	4.33	5.20	6.07	6.93	7.80	8.67	9.53	11.27	12.13	13.00
	60"	2.94	3.92	4.90	5.87	6.85	7.83	8.81	9.79	10.77	12.73	13.71	14.69
	66"	3.27	4.37	5.46	6.55	7.64	8.73	9.82	10.91	12.01	14.19	15.28	16.37
	72"	3.61	4.82	6.02	7.22	8.43	9.63	10.83	12.04	13.24	15.65	16.85	18.06
	78"	3.95	5.26	6.58	7.90	9.21	10.53	11.85	13.16	14.48	17.11	18.43	19.74
	84"	4.29	5.71	7.14	8.57	10.00	11.43	12.86	14.28	15.71	18.57	20.20	21.43
	90"	4.62	6.16	7.70	9.25	10.79	12.33	13.87	15.41	16.95	20.03	21.57	23.11
	96"	4.96	6.61	8.27	9.92	11.57	13.23	14.88	16.53	18.19	21.49	23.14	24.80



Louvers & Dampers certifies that the model SL61 shown herein is licensed to bear the AMCA Seal. The ratings shown are based on tests and procedures performed in accordance with AMCA Publication 511 and comply with the requirements of the AMCA Certified Ratings Seal applies to Air Performance Ratings only.