


SINGLE SUCTION

AIR FOIL FAN

BAI "S" SERIES



東海技研(株)
Dong Hae Engineering Co., LTD.

Contents

날개형상Impeller Shape	3
제품특징Product Characteristic	3
AMCA Seal 정보 AMCA Seal Information	3
주요용도Main Application	4
Fan 구조 Fan Structure	4
Fan 선정 방법 Fan Select Method	5
성능곡선Performance Data	6
치수표Overall Dimension	15

동해기연(주)는 25년 동안 아파트 건물 냉난방 및 플랜트 건설 분야를 포함한 다양한 프로젝트를 담당하고 있다.

우리는 뛰어난 능력과 각 프로젝트에서 얻은 다양한 경험을 가진 최고의 기술자들을 보유하고 있다. 건설 회사에서 요구하는 새로운 제품과 기술을 위한 연구 개발에 지속적인 투자를 한다.

Dong Hae Engineering Co., Ltd. is in charge of various projects including apartment building and plant construction during the 25years of working in the field of HVAC. We hold the best engineers who have high ability and various experiences in each project. We are doing continuous investment on R&D for new technology and product, according to the needs of various construction enterprises.

날개형상 (Impeller Shape)

- 날개 길의 길이가 길고 폭이 좁다.
- 날개의 깃 면이 회전방향의 뒤쪽으로 곡선을 이루고 있다. (익형단면)
- 날개 매수가 타 기종 보다 적다.
- The length of blades is long and narrow.
- The side of blades curves in the rear of rotation direction. (cross section of Airfoil)
- Fewer blades than other product



제품특징 (Product Features)

- 동일 풍량과 정압 지점에서 가장 효율이 높다.
- 익형단면을 통해 원활한 유동장low 구성으로 고속 회전시에도 저소음이다.
- 풍량 변동에 의한 풍압의 변화가 약간 있으나, 동력의 변화는 없다.
- Suction vane damper의 설치로서 원활한 풍량조정이 가능하며 효율적인 에너지관리가 용이하다.
- Compared with other centrifugal fans, Efficiency is very high on the same airflow and pressure condition.
- Providing a smooth flow at high speed at the time of low noise, through the cross section of airfoil.
- The change of wind pressure by the airflow fluctuation is small, and the change of shaft power is never.
- It adjusts easily air and pressure as installation of Suction Vane damper and manages easily efficient of energy.

AMCA Seal 정보 (AMCA Seal Information)



국제 공기 유동 및 제어 협회(AMCA)는 세계 공조 시스템 설비 제조업체의 비영리 협회입니다. 또한, 협회는 산업용, 상업용, 주거용 시장의 팬, 루버, 댐퍼, 에어 커튼, 공기 측정 장소, 음향 감쇠기 등의 다른 공조 시스템 구성요소도 포함합니다.

협회의 목표는 공기 유동 및 제어 산업의 번영과 공공의 이익과 성장을 촉진하는 것입니다. AMCA는 공조산업을 위해 자체 규정을 제시합니다. 팬, 댐퍼, 루버 구매자는 AMCA 국제 인증의 의미를 인식하고 있을 필요가 있습니다.

- 동해기연(주)의 원심형 펌은 인증에 근거하여 AMCA SEAL이 부착됩니다. 표시된 등급은 AMCA 발행물 211과 AMCA 발행물 311과 AMCA 등급인증 프로그램(AMCA CRP) 필요조건에 따라 실험 및 절차가 진행되는 것을 근거로 한다.
- 표시된 성능은 흡입구, 덕트 토출구로 설치된 BE타입입니다. 성능 비율은 부속품 영향을 받는 것을 포함하지 않는다. 동력 비율 kW는 운전손실을 포함하지 않는다.

The Air Movement and Control Association (AMCA) International, Inc. is a not-for-profit international association of the world's manufacturers of related air system equipment-primarily, but not limited to: fans, louvers, dampers, air curtains, airflow measurement stations, acoustic attenuators, and other air system components for the industrial, commercial and residential markets.

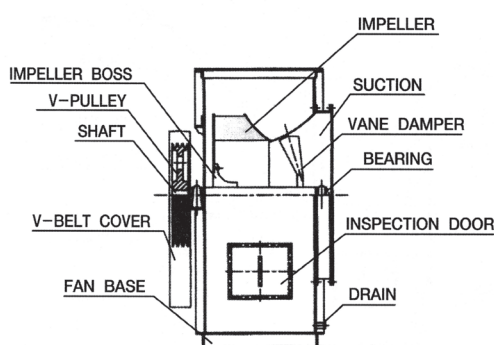
The association's mission is to promote the health and growth of the air movement and control industry consistent with the interest of the public. AMCA International is a valuable resource and a strong means of self regulation for our industry. People who buy and specify fans, dampers, and louvers need to be aware of the value of the AMCA International seal.

- Dong Hae Engineering Co., Ltd. certifies that the Centrifugal Fans shown here in is licensed to bear the AMCA Seal. The ratings shown are based on tests and procedures performed in accordance with AMCA Publication 211 and AMCA Publication 311 and comply with the requirements of the AMCA Certified Ratings Program.
- Performance certified is for Installation type B - free inlet, ducted outlet. Performance ratings do not include the effects of appurtenances(accessories). Power rating kW does not include transmission losses.

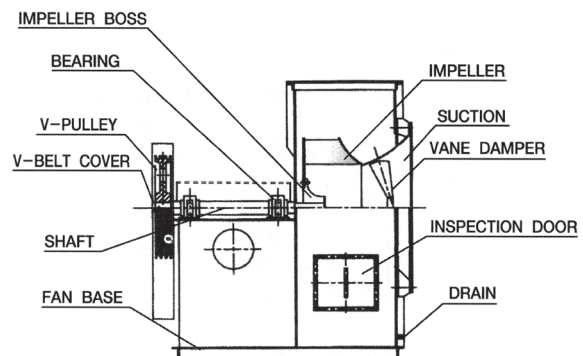
주요용도 (Main application)

- 반도체 장비, hume hood 배기용
- Clean room booth 급. 배기용
- A.H.U 등 공조장비
- 건조장치 및 원자력발전소, 국소 환기용
- 지하철 유막 급.배기용, Air washer용
- 기타 일반산업용 강제 송풍장치
- Semiconductor equipment, Hume hood exhaust fan
- Clean room booth supply. exhaust fan
- A.H.U and such air conditioning equipment
- The drying equipment and The nuclear power plant, The local ventilation
- Subway film of oil supply. exhaust fan, Air washer fan
- The diverse general industrial compulsion blower equipment

Fan 구조 (Fan Structure)



양축지지형 (S-TYPE)



편축지지형 (SP-TYPE)

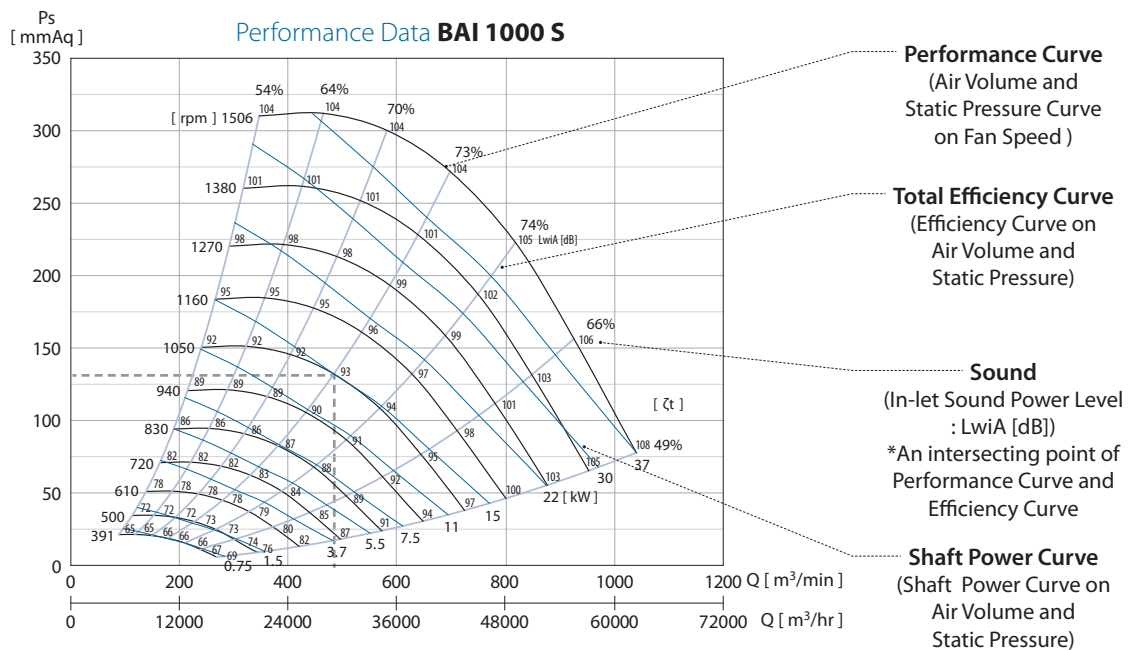
How to read Air Performance Data-Typical example

Model Reference BAI 1000 S

Single Suction
Impeller Dia (mm)
FAN Series (Air foil Fan)

ex)

Air Volume	Static Pressure	Fan Speed	Total Efficiency	Shaft Power	Sound
485 CMM	132 mmAq	1050 rpm	73%	15 kW	93 dB

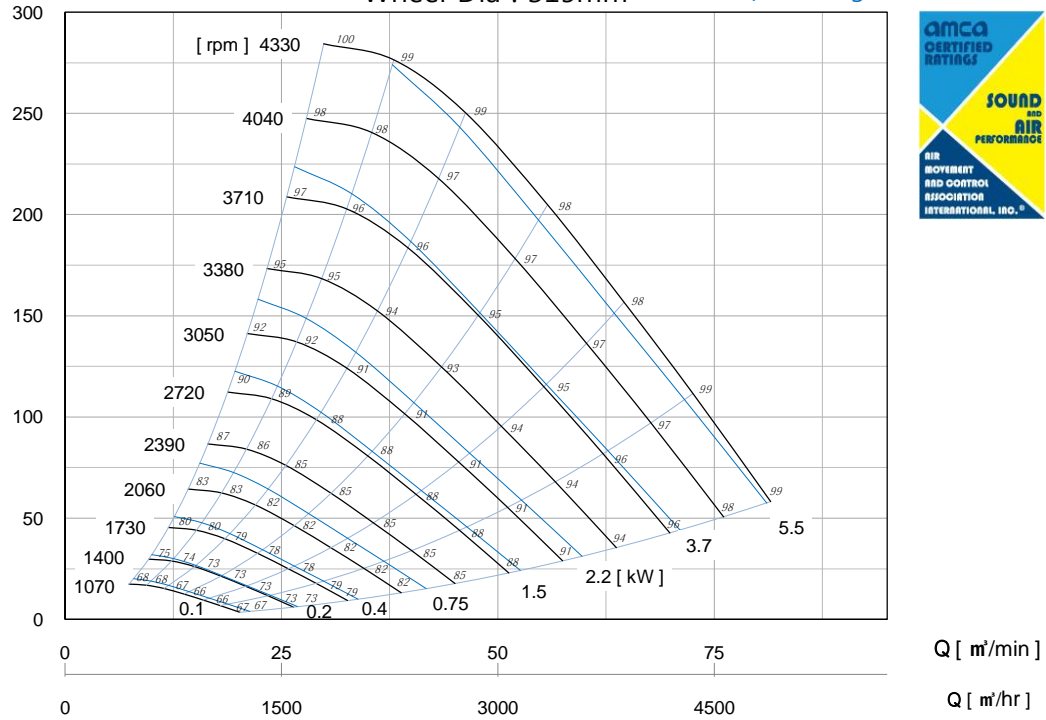


Performance Data BAI 315 S

Ps [mmAq]

Wheel Dia : 315mm

$\rho = 1.2 \text{ kg/m}^3$



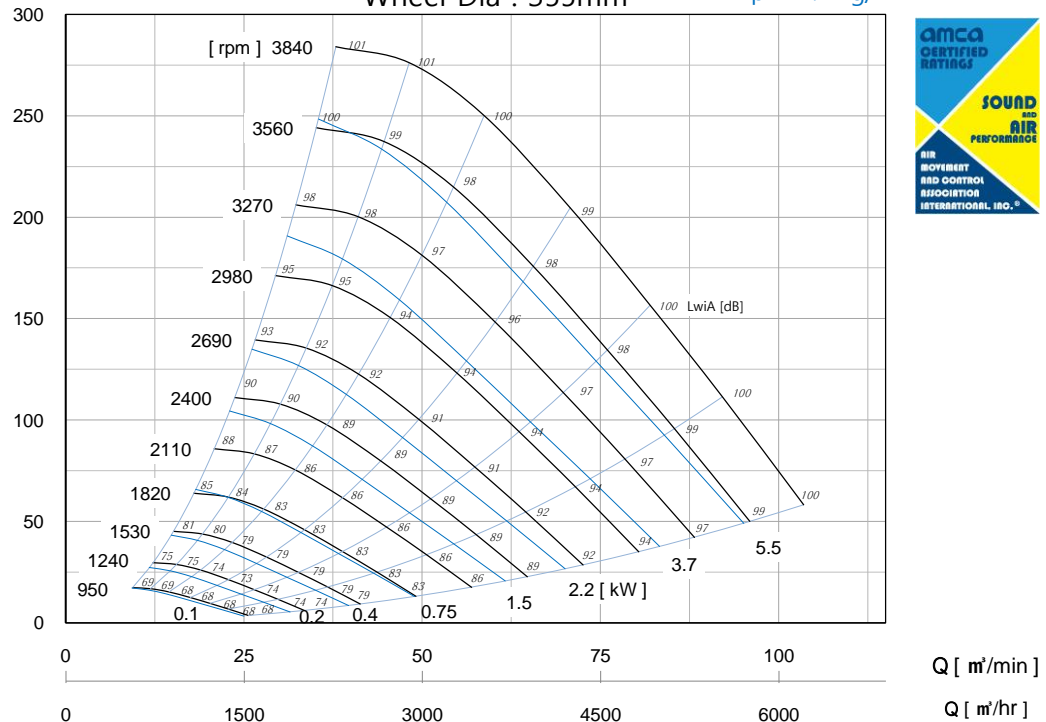
- Performance certified is for Installation type B - free inlet, ducted outlet. Performance ratings do not include the effects of appurtenances(accessories). Power rating kW does not include transmission losses.
- The A-weighted sound ratings shown have been calculated per AMCA standard 301.
- Values shown are for inlet LwA sound power levels for installation type B - free inlet, ducted outlet. Ratings do not include the effect of duct end corrections.

Performance Data BAI 355 S

Ps [mmAq]

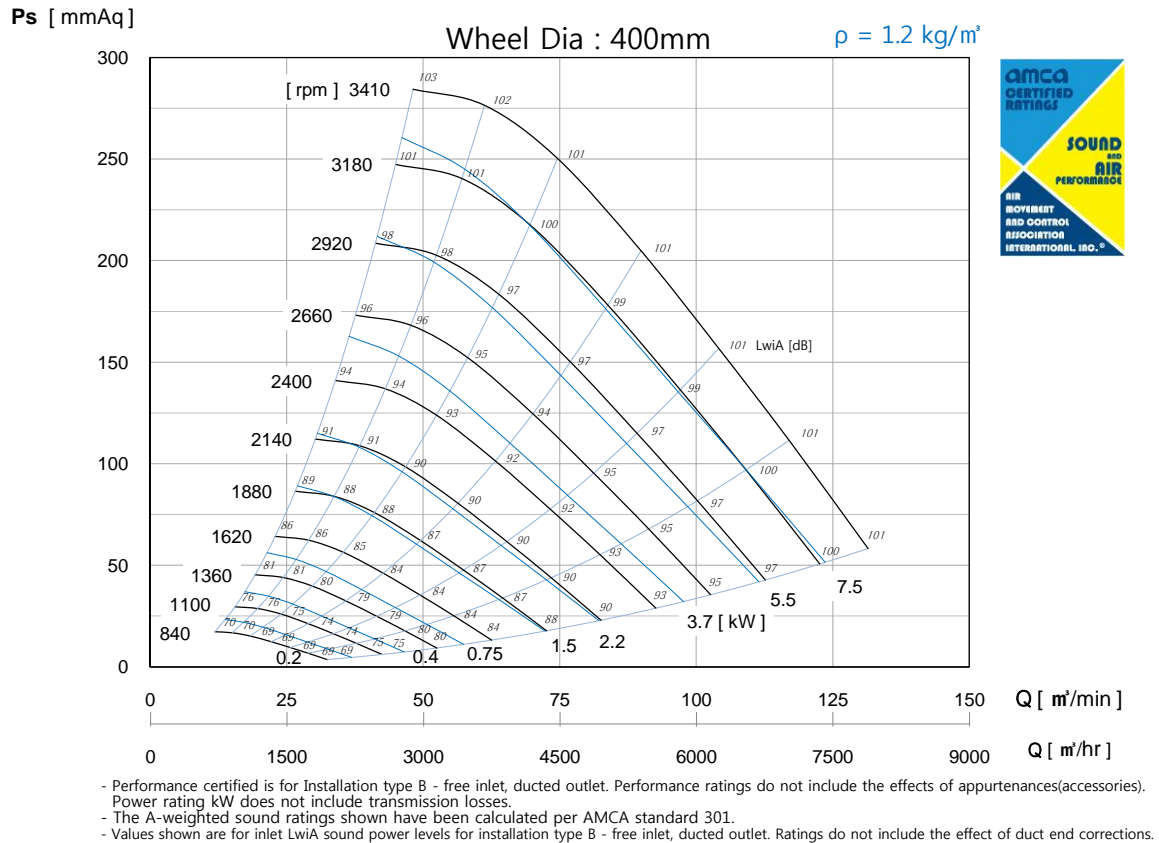
Wheel Dia : 355mm

$\rho = 1.2 \text{ kg/m}^3$

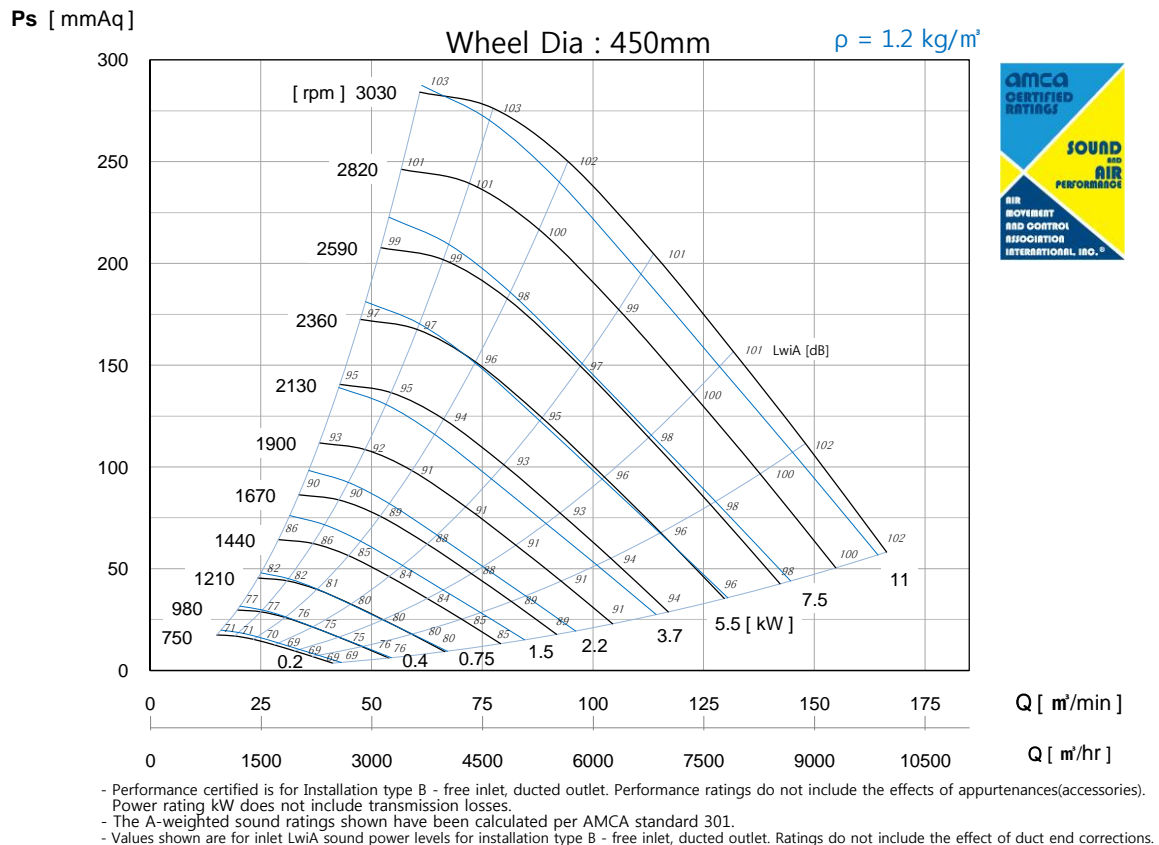


- Performance certified is for Installation type B - free inlet, ducted outlet. Performance ratings do not include the effects of appurtenances(accessories). Power rating kW does not include transmission losses.
- The A-weighted sound ratings shown have been calculated per AMCA standard 301.
- Values shown are for inlet LwA sound power levels for installation type B - free inlet, ducted outlet. Ratings do not include the effect of duct end corrections.

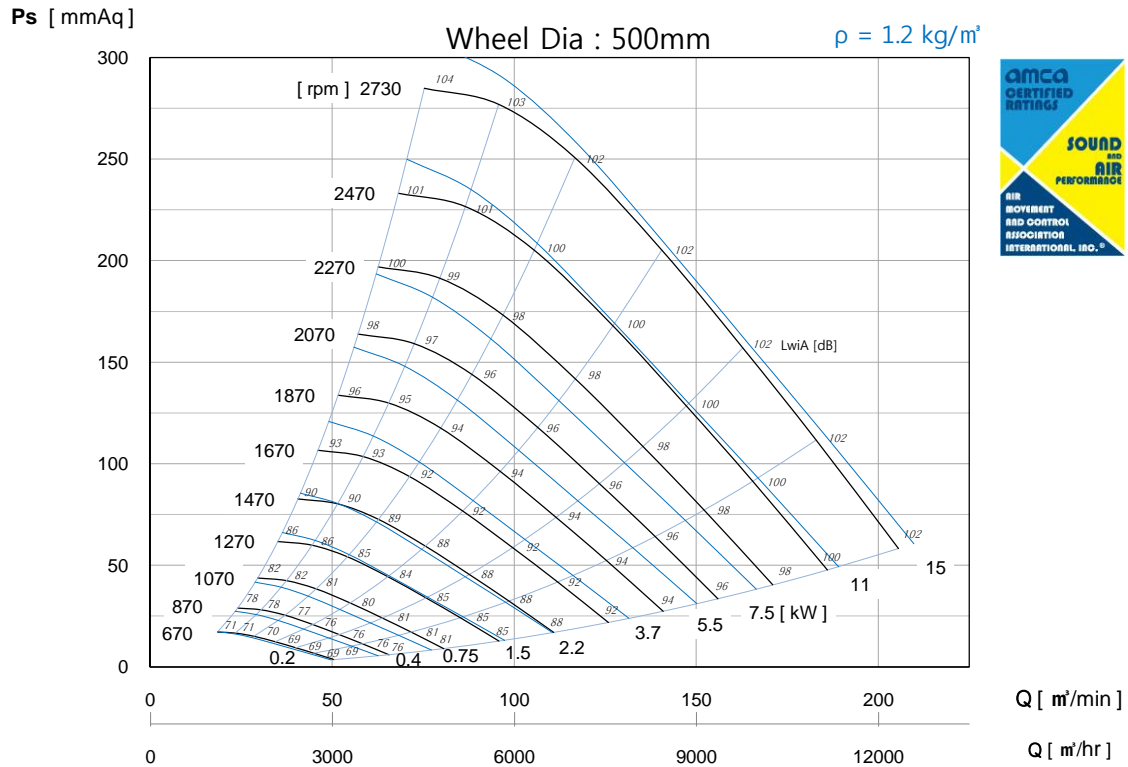
Performance Data BAI 400 S



Performance Data BAI 450 S

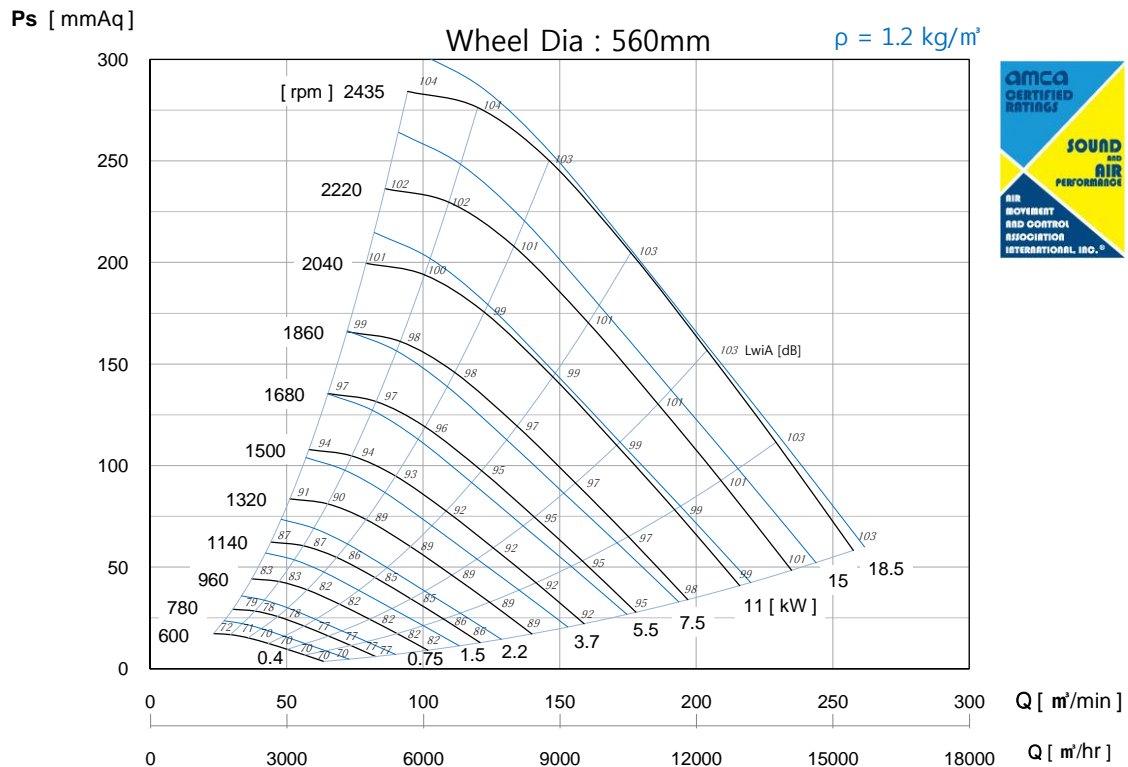


Performance Data BAI 500 S



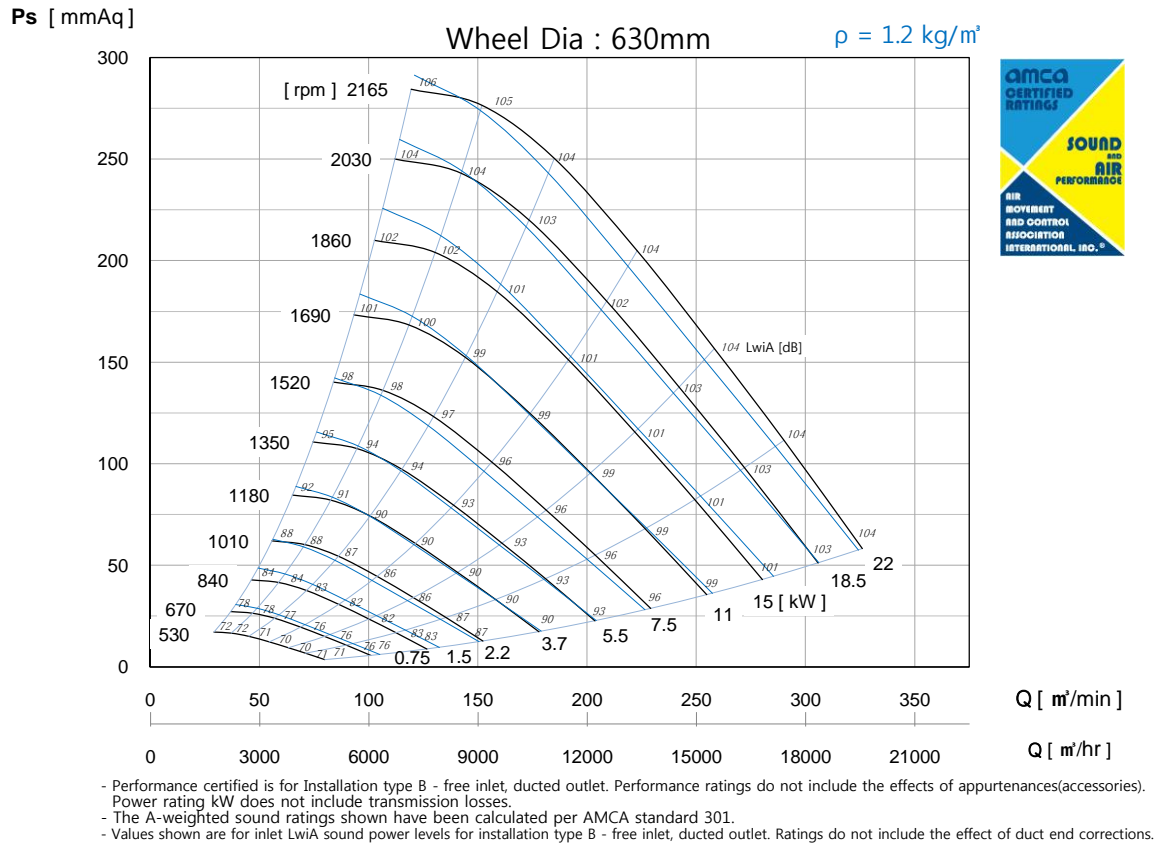
- Performance certified is for Installation type B - free inlet, ducted outlet. Performance ratings do not include the effects of appurtenances(accessories).
- Power rating kW does not include transmission losses.
- The A-weighted sound ratings shown have been calculated per AMCA standard 301.
- Values shown are for inlet LwA sound power levels for installation type B - free inlet, ducted outlet. Ratings do not include the effect of duct end corrections.

Performance Data BAI 560 S

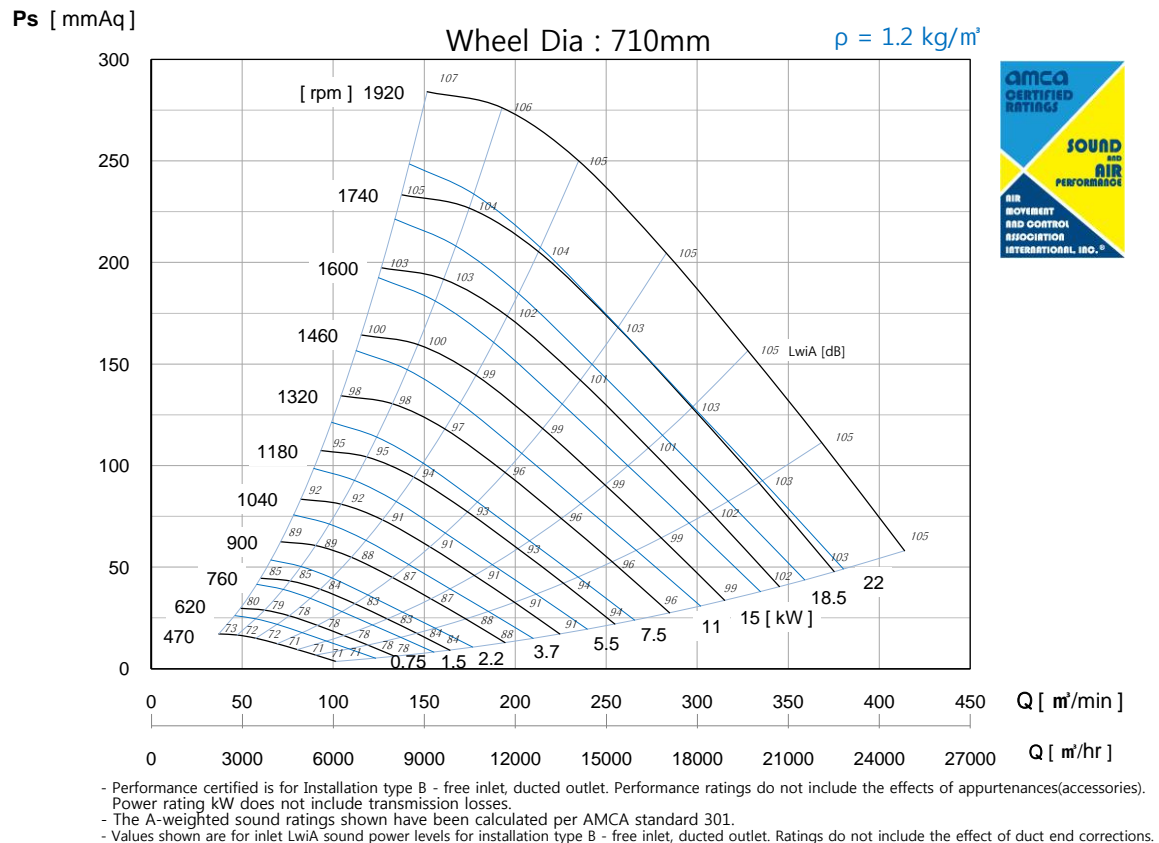


- Performance certified is for Installation type B - free inlet, ducted outlet. Performance ratings do not include the effects of appurtenances(accessories).
- Power rating kW does not include transmission losses.
- The A-weighted sound ratings shown have been calculated per AMCA standard 301.
- Values shown are for inlet LwA sound power levels for installation type B - free inlet, ducted outlet. Ratings do not include the effect of duct end corrections.

Performance Data BAI 630 S



Performance Data BAI 710 S

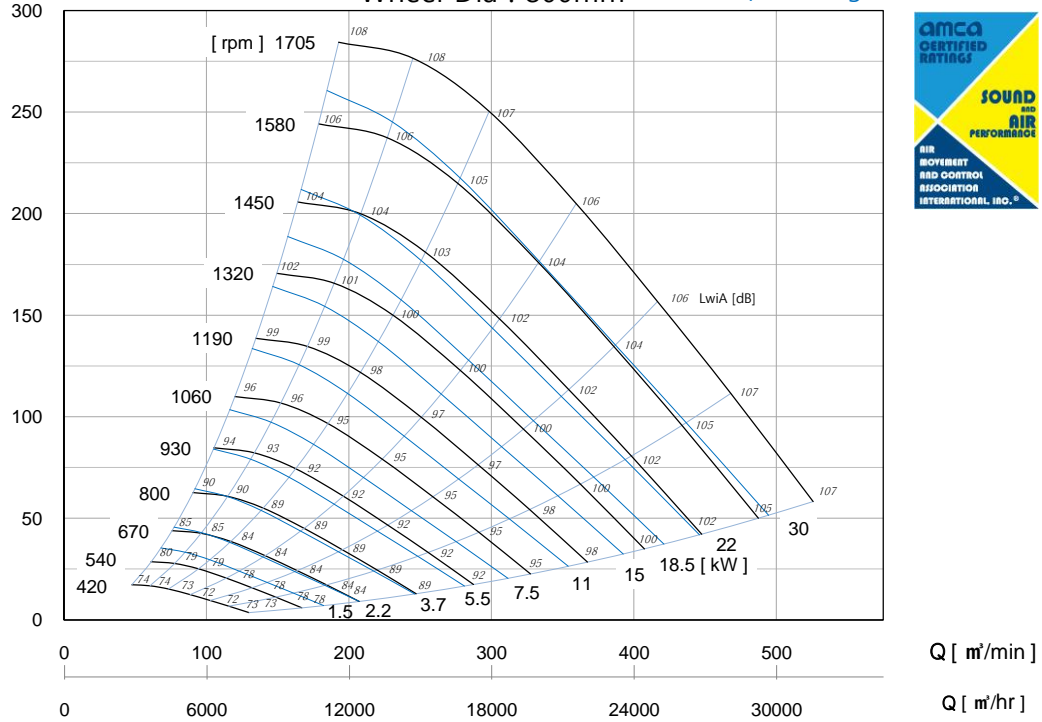


Performance Data BAI 800 S

Ps [mmAq]

Wheel Dia : 800mm

$\rho = 1.2 \text{ kg/m}^3$



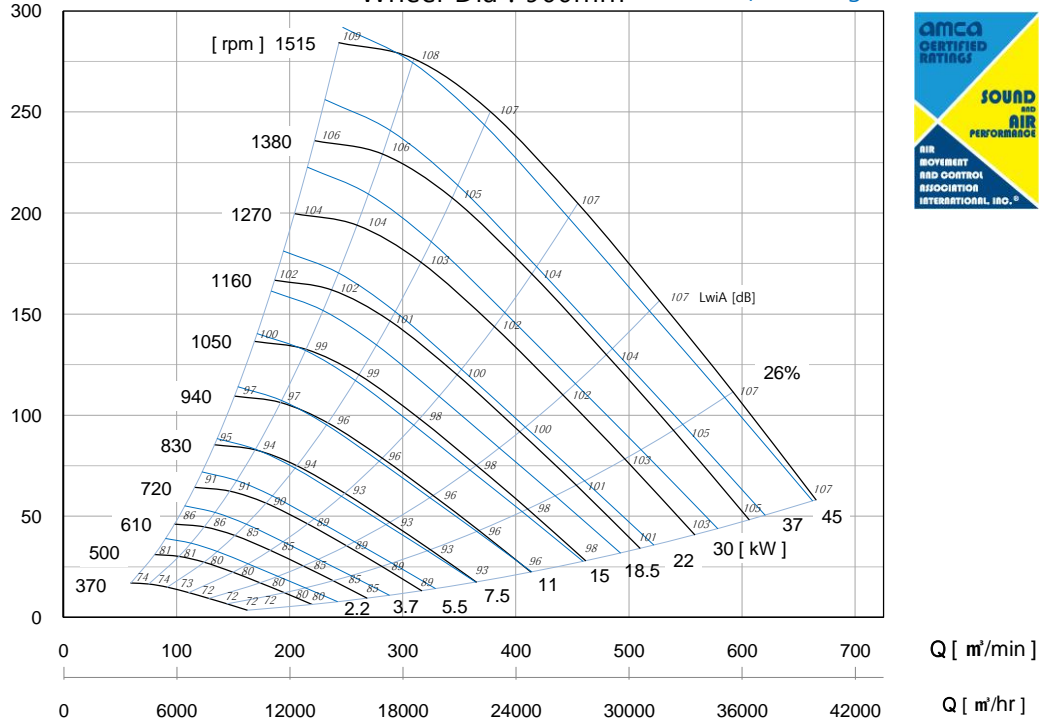
- Performance certified is for Installation type B - free inlet, ducted outlet. Performance ratings do not include the effects of appurtenances(accessories).
- Power rating kW does not include transmission losses.
- The A-weighted sound ratings shown have been calculated per AMCA standard 301.
- Values shown are for inlet LwA sound power levels for installation type B - free inlet, ducted outlet. Ratings do not include the effect of duct end corrections.

Performance Data BAI 900 S

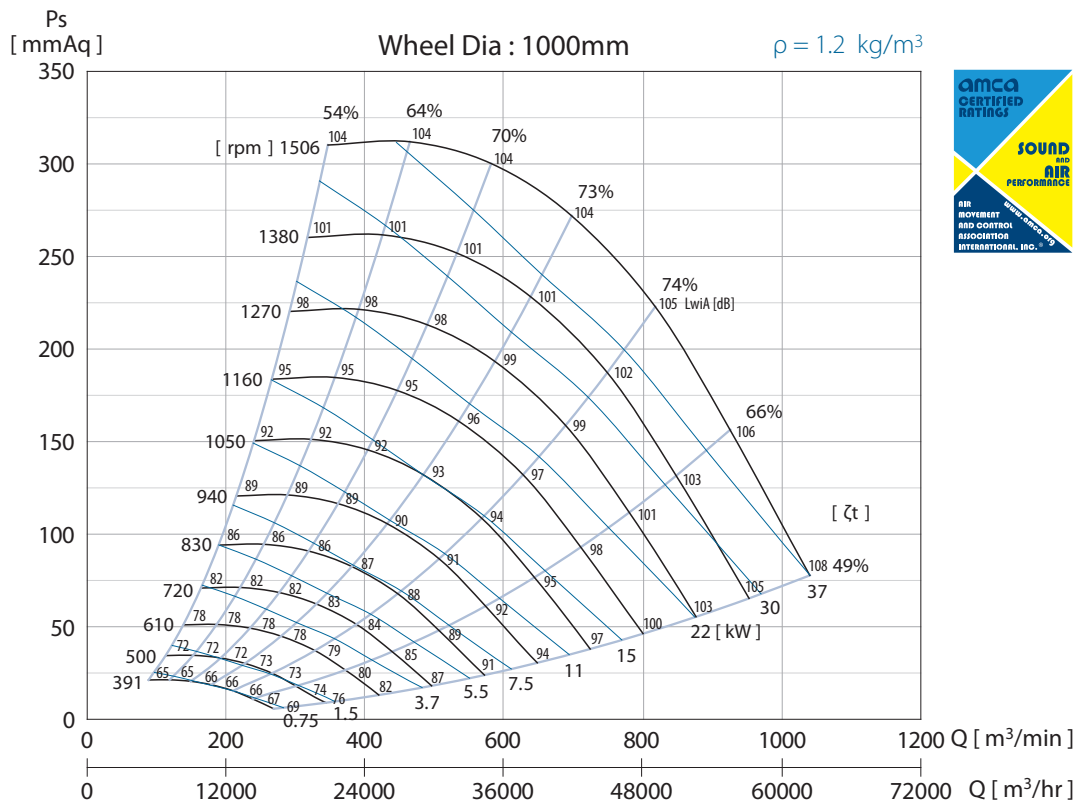
Ps [mmAq]

Wheel Dia : 900mm

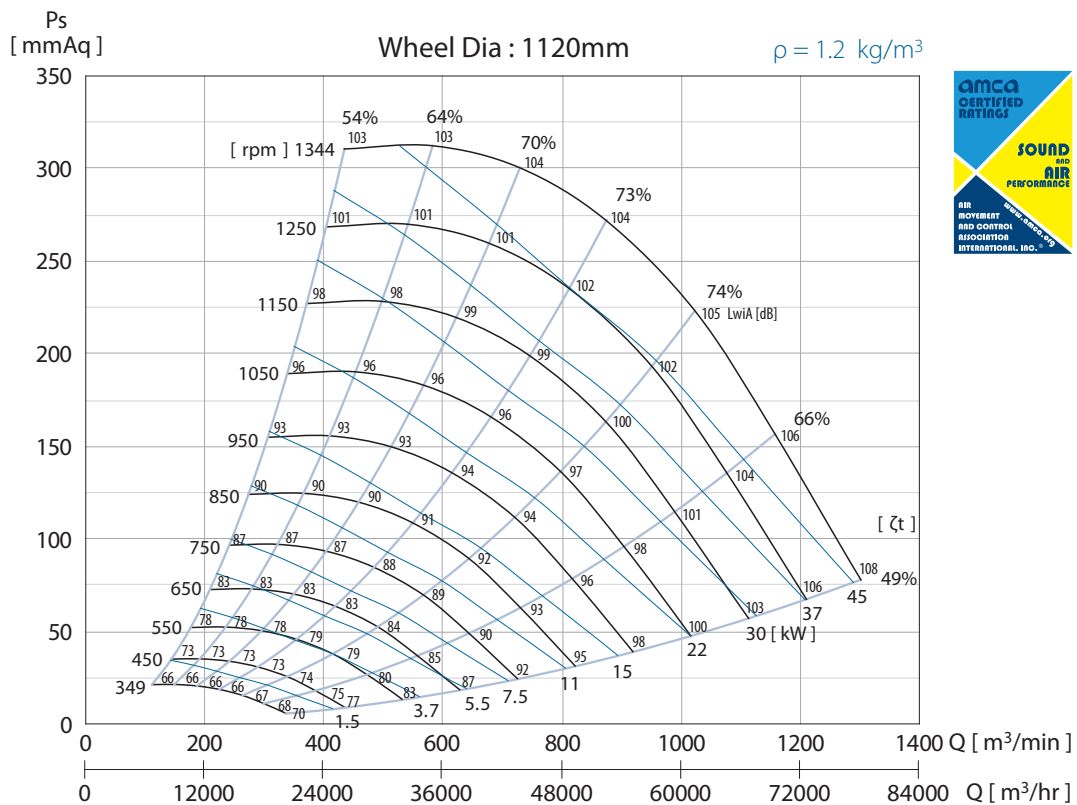
$\rho = 1.2 \text{ kg/m}^3$



- Performance certified is for Installation type B - free inlet, ducted outlet. Performance ratings do not include the effects of appurtenances(accessories).
- Power rating kW does not include transmission losses.
- The A-weighted sound ratings shown have been calculated per AMCA standard 301.
- Values shown are for inlet LwA sound power levels for installation type B - free inlet, ducted outlet. Ratings do not include the effect of duct end corrections.

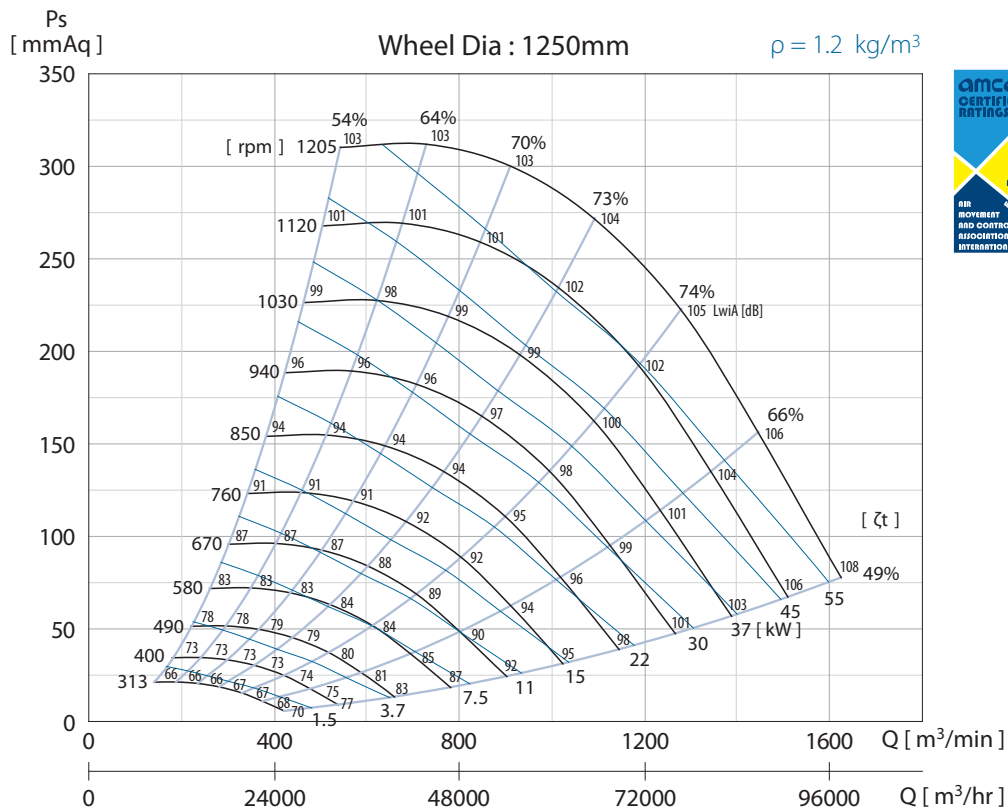
Performance Data BAI 1000 S

- Performance certified is for Installation type B - free inlet, ducted outlet. Performance ratings do not include the effects of appurtenances (accessories). Power rating kW does not include transmission losses.
- The A-weighted sound ratings shown have been calculated per AMCA standard 301.
- Values shown are for inlet LwA sound power levels for installation type B - free inlet, ducted outlet. Ratings do not include the effect of duct end corrections.

Performance Data BAI 1120 S

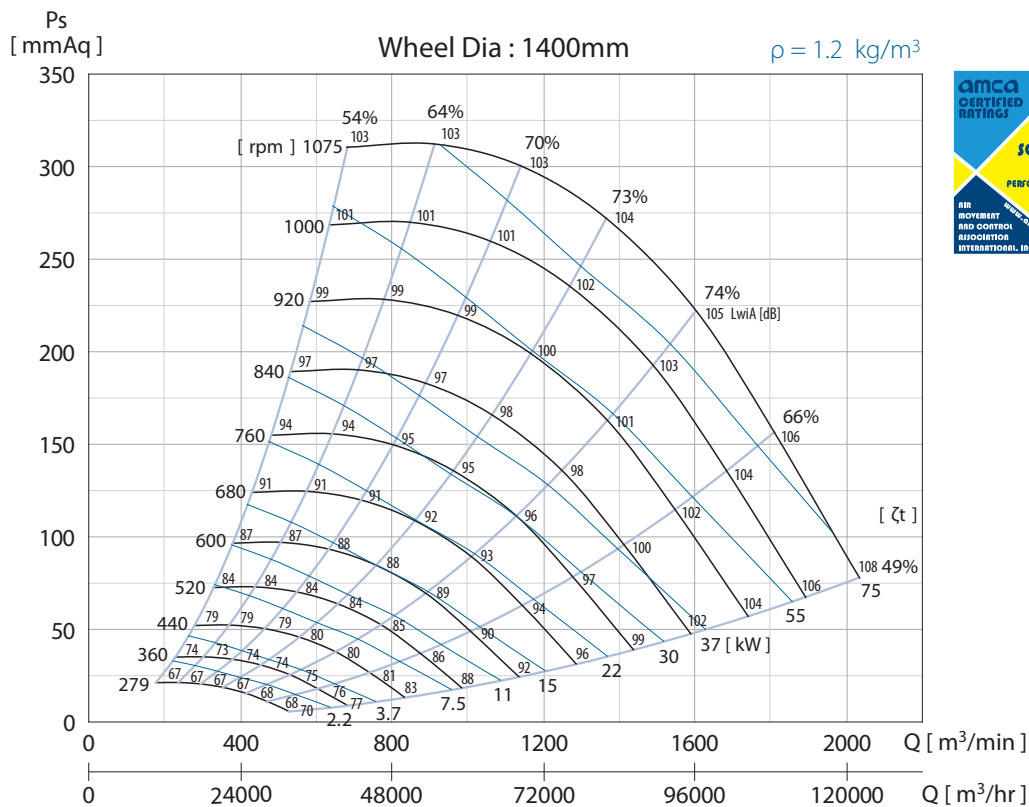
- Performance certified is for Installation type B - free inlet, ducted outlet. Performance ratings do not include the effects of appurtenances (accessories). Power rating kW does not include transmission losses.
- The A-weighted sound ratings shown have been calculated per AMCA standard 301.
- Values shown are for inlet LwA sound power levels for installation type B - free inlet, ducted outlet. Ratings do not include the effect of duct end corrections.

Performance Data **BAI 1250 S**

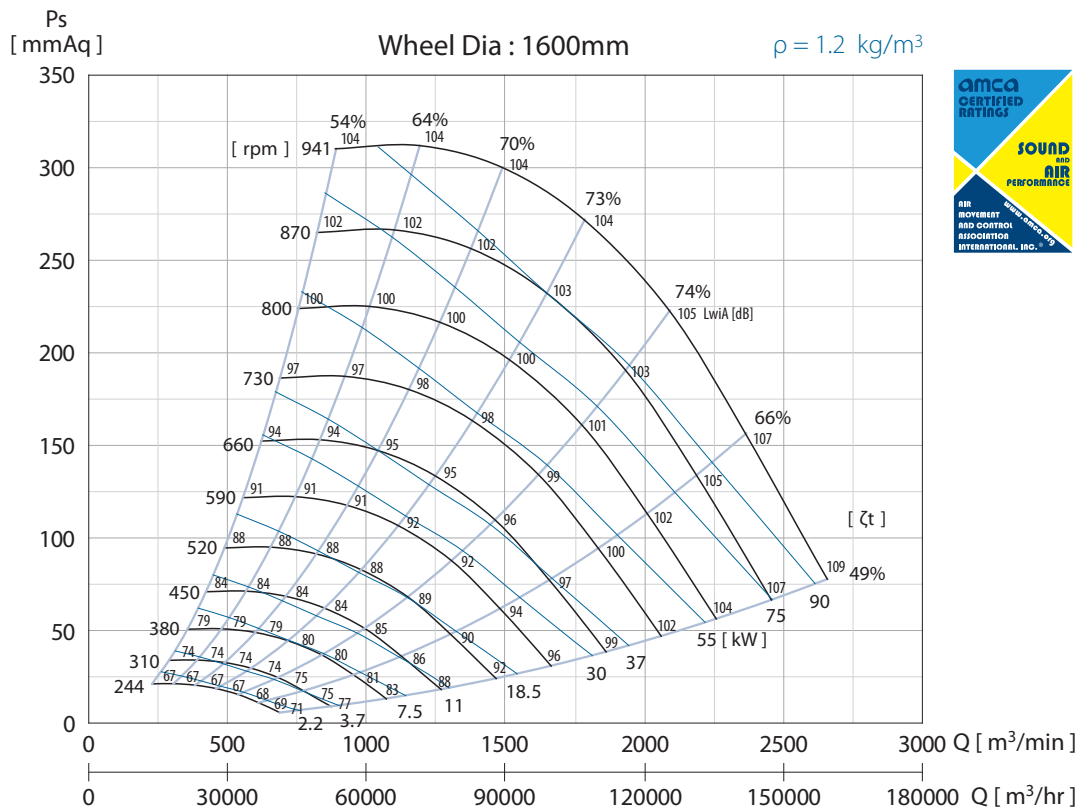


- Performance certified is for Installation type B - free inlet, ducted outlet. Performance ratings do not include the effects of appurtenances (accessories). Power rating kW does not include transmission losses.
- The A-weighted sound ratings shown have been calculated per AMCA standard 301.
- Values shown are for inlet LwA sound power levels for installation type B - free inlet, ducted outlet. Ratings do not include the effect of duct end corrections.

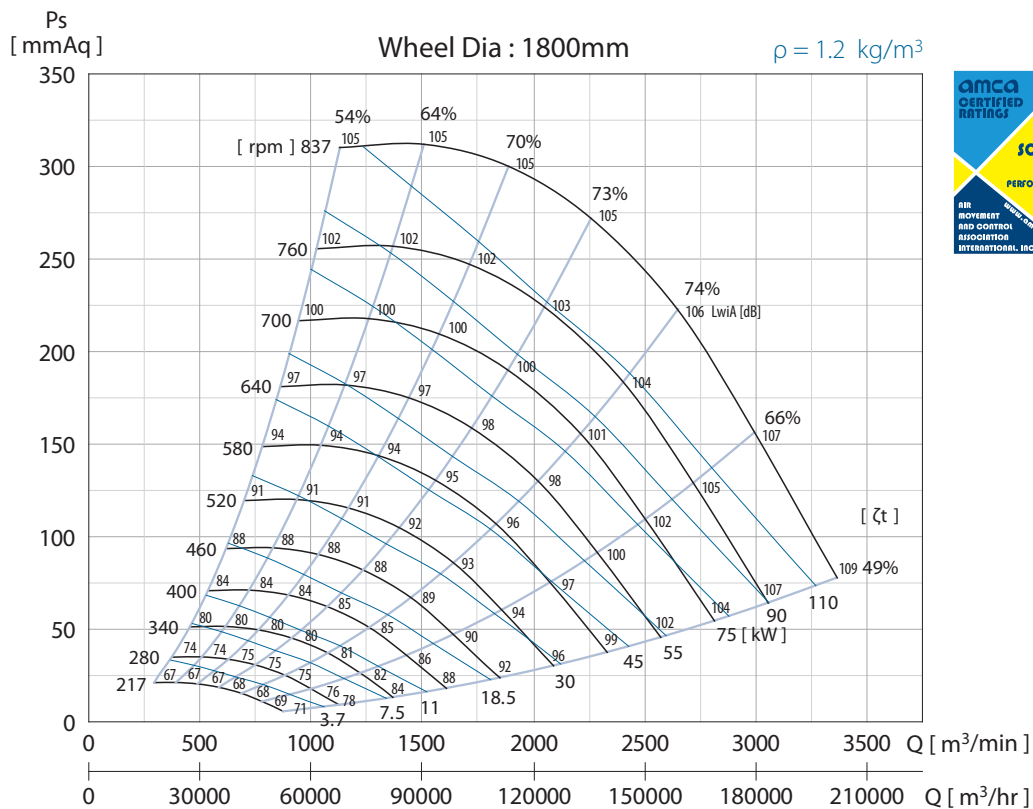
Performance Data **BAI 1400 S**



- Performance certified is for Installation type B - free inlet, ducted outlet. Performance ratings do not include the effects of appurtenances (accessories). Power rating kW does not include transmission losses.
- The A-weighted sound ratings shown have been calculated per AMCA standard 301.
- Values shown are for inlet LwA sound power levels for installation type B - free inlet, ducted outlet. Ratings do not include the effect of duct end corrections.

Performance Data BAI 1600 S

- Performance certified is for Installation type B - free inlet, ducted outlet. Performance ratings do not include the effects of appurtenances(accessories). Power rating kW does not include transmission losses.
- The A-weighted sound ratings shown have been calculated per AMCA standard 301.
- Values shown are for inlet LwA sound power levels for installation type B - free inlet, ducted outlet. Ratings do not include the effect of duct end corrections.

Performance Data BAI 1800 S

- Performance certified is for Installation type B - free inlet, ducted outlet. Performance ratings do not include the effects of appurtenances(accessories). Power rating kW does not include transmission losses.
- The A-weighted sound ratings shown have been calculated per AMCA standard 301.
- Values shown are for inlet LwA sound power levels for installation type B - free inlet, ducted outlet. Ratings do not include the effect of duct end corrections.

Performance Data **BAI 2000 S**



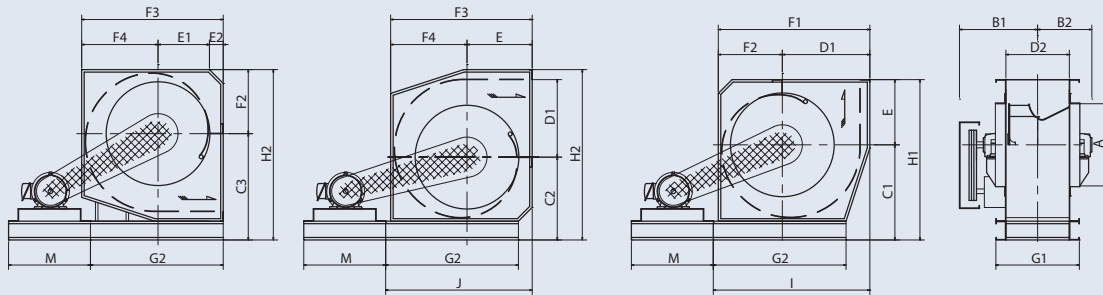
- Performance certified is for Installation type B - free inlet, ducted outlet. Performance ratings do not include the effects of appurtenances (accessories). Power rating kW does not include transmission losses.
- The A-weighted sound ratings shown have been calculated per AMCA standard 301.
- Values shown are for inlet LwA sound power levels for installation type B - free inlet, ducted outlet. Ratings do not include the effect of duct end corrections.

Performance Data **BAI 2240 S**



- Performance certified is for Installation type B - free inlet, ducted outlet. Performance ratings do not include the effects of appurtenances (accessories). Power rating kW does not include transmission losses.
- The A-weighted sound ratings shown have been calculated per AMCA standard 301.
- Values shown are for inlet LwA sound power levels for installation type B - free inlet, ducted outlet. Ratings do not include the effect of duct end corrections.

OVERALL DIMENSION - BAI "S" SERIES



Fan Model		BAI 1000S	BAI 1120S	BAI 1250S	BAI 1400S	BAI 1600S	BAI 1800S	BAI 2000S	BAI 2240S
Inlet	A	1040	1160	1300	1450	1660	1870	2070	2320
Width	B1	659	735	795	855	969	1062	1158	1270
	B2	544	600	660	720	814	907	1003	1115
Center Height	C1	1045	1155	1277	1445	1635	1818	2030	2260
	C2	893	990	1087	1235	1390	1550	1730	1915
	C3	1132	1250	1378	1565	1760	1960	2180	2415
Outlet	D1	982	1100	1228	1375	1570	1770	1965	2200
	D2	810	907	1013	1134	1296	1458	1620	1814
Outlet Length	E	715	800	913	1000	1145	1287	1430	1600
	E1	635	710	813	900	995	1137	1230	1400
	E2	80	90	100	100	150	150	200	200
Side Length	F1	1825	2040	2265	2550	2900	3260	3610	4030
	F2	793	890	987	1110	1265	1425	1580	1765
	F3	1660	1855	2090	2320	2655	2980	3310	3710
	F4	945	1055	1177	1320	1510	1693	1880	2110
FAN Base (G2+M)	G1	910	1007	1113	1264	1426	1588	1750	1944
	G2	1600	1785	2010	2240	2525	2850	3130	3530
	I	1845	2060	2285	2570	2920	3280	3630	4050
	J	1680	1875	2110	2340	2675	3000	3330	3730
Total Height	H1	1760	1955	2190	2445	2780	3105	3460	3860
	H2	1925	2140	2365	2675	3025	3385	3760	4180

Motor Base	Fr. No.	80M	90L	100L	112M	132S	132M	160M	160L
	M	390	390	390	460	460	460	510	510
	Fr. No.	180M	180L	200L	225S	250S	250M		
	M	650	650	750	750	890	890		



東海技研(株)
Dong Hae Engineering Co.,Ltd.

서울사무소

서울특별시 영등포구 여의도동 45-20 동북B/D 10F
Tel : 02-785-0381(代)
Fax: 02-785-0872
Homepage : www.fansys.com
E-Mail : strong@fansys.com

공 장

인천광역시 남동구 고잔동 652-8 남동공단104B - 9L
Tel : 032-811-0036(代)
Fax: 032-811-0038
Homepage : www.fansys.com
E-Mail : donghae@fansys.com