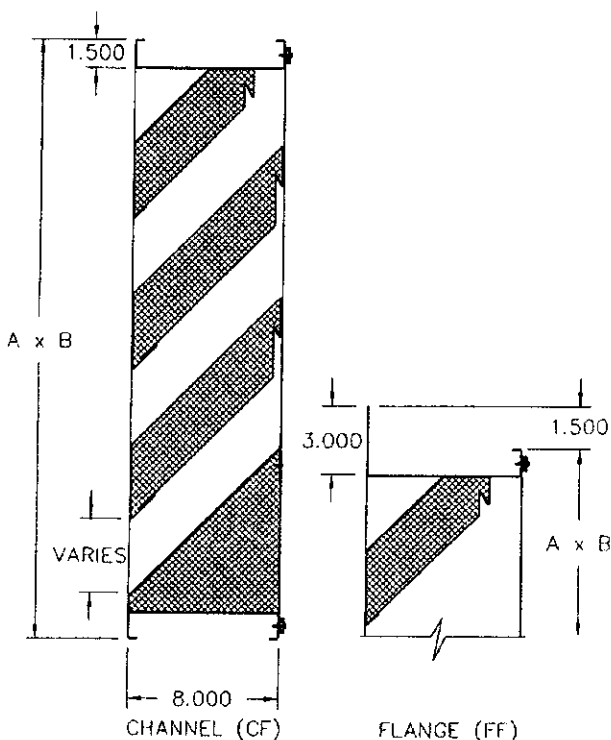
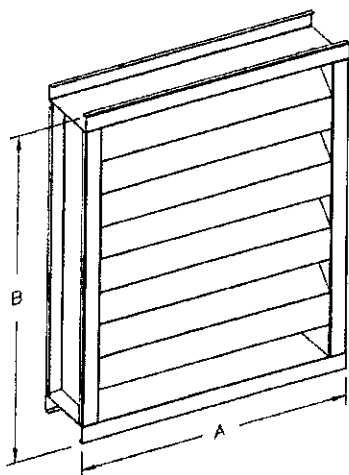


8ACC



STANDARD CONSTRUCTION

- 8" DEEP .100" THICK FORMED ALUMINUM CHANNEL FRAME.
- .060" THICK FORMED ALUMINUM BLADES WITH .040 PERFORATED ALUMINUM INTERIOR SURFACE THAT COVERS INSULATION. BLADES POSITIONED AT 45° ANGLE AND SPACED APPROXIMATELY 8.000" CENTER TO CENTER.
- INSULATION RUSKATHERM BLANKET.
- .750 x .051" EXPANDED, FLATTENED ALUMINUM BIRD SCREEN IN REMOVABLE FRAME (WBS-1).

MODEL SIZES

- MINIMUM SIZE: 12" x 18"
- MAXIMUM SIZE: (SINGLE SECTION) 48" x 96"

NOTE: LOUVERS LARGER THAN THE MAXIMUM SINGLE SECTION SIZE WILL REQUIRE FIELD ASSEMBLY OF SMALLER SECTIONS.

PRODUCT FEATURES

- 26% FREE AREA BASED ON 48" x 48" UNIT.
- INSULATED BLADES WHICH PROVIDE EFFECTIVE SOUND ATTENUATION AND WEATHER PROTECTION.
- ARCHITECTURALLY PLEASING APPEARANCE.
- PUBLISHED PERFORMANCE RATINGS BASED ON TESTING IN ACCORDANCE WITH AMCA PUBLICATION 511.

MODEL OPTIONS

- EXTENDED SILL
- FRONT OR REAR SECURITY BARS
- FILTER RACKS
- FLANGE FRAME
- BIRD/INSECT SCREENS (REFERENCE SCREEN SUBMITTAL)

FINISHES

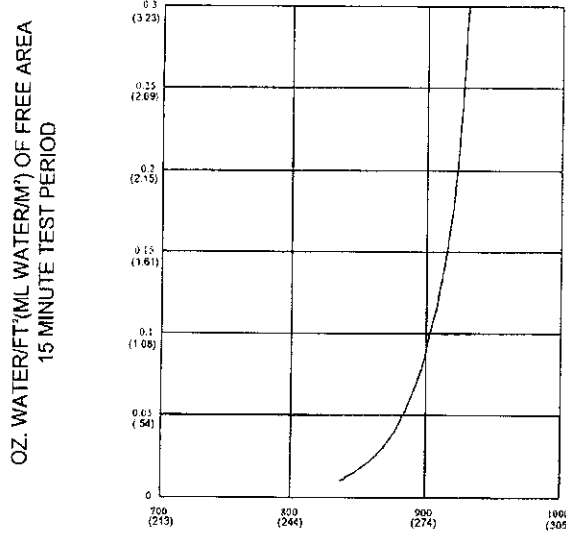
- PRIME COAT
- BAKED ENAMEL (MODIFIED FLOUROPOLYMER)
- KYNAR
- CLEAR ANODIZE
- COLOR ANODIZE (SOME VARIATION IN ANODIZE COLOR CONSISTENCY IS POSSIBLE)

TAG	QTY	ACTUAL SIZE		FRAME
		WIDTH (A)	HEIGHT (B)	

PROJECT:	LOCATION:
ARCH/ENGR.:	CONTRACTOR:
REPRESENTATIVE:	DATE:

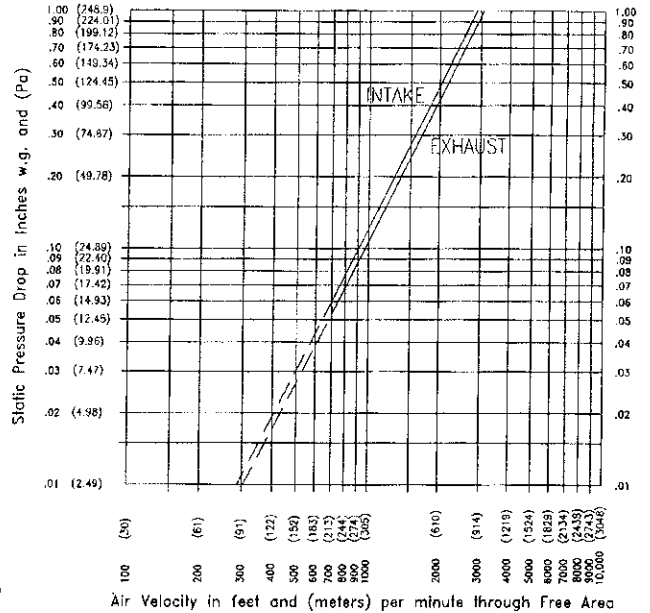
ALL STATED SPECIFICATIONS ARE SUBJECT TO CHANGE WITH OUT NOTICE OR OBLIGATION.

WATER PENETRATION
 BEGINNING POINT OF WATER PENETRATION AT .01 OZ./SQ. FT.
 IS 838 FPM (255 M/MIN.)



FREE AREA VELOCITY IN FEET (METERS) PER MINUTE STANDARD AIR .075 LB/FT³ (1.2 KG/M³) (48" x 48" TEST SIZE)

PRESSURE DROP



Airline Louvers certifies that the 8ACC louvers shown herein are licensed to bear the AMCA Seal. The Ratings shown are based on tests and procedures performed in accordance with AMCA Publication S11 and comply with the requirements of the AMCA Certified Ratings Program. The AMCA Certified Ratings Seal applies to air performance ratings and water penetration ratings only.

Octave Band Frequency (Hz)	Free Field Noise Reduction (db) Ruskathern Blanket
2/125	17
3/250	12
4/500	16
5/1000	22
6/2000	23
7/4000	21
8/8000	21

To calculate Transmission Loss (db), subtract 6 db from Free Field Noise Reduction (db).

FREE AREA GUIDE
 FREE AREA GUIDE SHOWS FREE AREA IN FT² AND M² FOR VARIOUS SIZES OF 8ACC.
 WIDTH - INCHES AND METERS

	12	18	24	30	36	42	48	54	60	66	72	78	84	90	96
	0.30	0.46	0.61	0.76	0.91	1.07	1.22	1.37	1.52	1.68	1.83	1.98	2.13	2.29	2.44
18	0.24	0.40	0.56	0.72	0.88	1.04	1.20	1.36	1.52	1.68	1.84	2.00	2.16	2.32	2.48
0.46	0.02	0.04	0.05	0.07	0.08	0.10	0.11	0.13	0.14	0.16	0.17	0.19	0.20	0.22	0.23
24	0.34	0.57	0.80	1.03	1.26	1.49	1.72	1.95	2.18	2.41	2.64	2.87	3.10	3.33	3.56
0.61	0.03	0.05	0.07	0.10	0.12	0.14	0.16	0.18	0.20	0.22	0.25	0.27	0.29	0.31	0.33
30	0.45	0.75	1.05	1.35	1.65	1.95	2.25	2.55	2.85	3.14	3.44	3.74	4.04	4.34	4.64
0.76	0.04	0.07	0.10	0.13	0.15	0.18	0.21	0.24	0.26	0.29	0.32	0.35	0.38	0.40	0.43
36	0.55	0.92	1.29	1.66	2.03	2.40	2.77	3.14	3.51	3.88	4.24	4.61	4.98	5.35	5.72
0.91	0.05	0.09	0.12	0.15	0.19	0.22	0.26	0.29	0.33	0.36	0.39	0.43	0.46	0.50	0.53
42	0.76	1.26	1.76	2.27	2.77	3.28	3.78	4.28	4.79	5.29	5.80	6.30	6.80	7.31	7.81
1.07	0.07	0.12	0.16	0.21	0.26	0.31	0.35	0.40	0.45	0.49	0.54	0.59	0.63	0.68	0.73
48	0.86	1.43	2.01	2.58	3.16	3.73	4.30	4.88	5.45	6.02	6.60	7.17	7.74	8.32	8.89
1.22	0.08	0.13	0.19	0.24	0.29	0.35	0.40	0.45	0.51	0.56	0.61	0.67	0.72	0.77	0.83
54	0.98	1.61	2.25	2.89	3.54	4.18	4.82	5.47	6.11	6.75	7.40	8.04	8.68	9.33	9.97
1.37	0.09	0.15	0.21	0.27	0.33	0.39	0.45	0.51	0.57	0.63	0.69	0.75	0.81	0.87	0.93
60	1.07	1.78	2.49	3.21	3.92	4.63	5.35	6.06	6.77	7.48	8.20	8.91	9.62	10.34	11.05
1.52	0.10	0.17	0.23	0.30	0.36	0.43	0.50	0.56	0.63	0.70	0.76	0.83	0.89	0.96	1.03
66	1.27	2.12	2.97	3.82	4.66	5.51	6.36	7.21	8.05	8.90	9.75	10.60	11.45	12.29	13.14
1.68	0.12	0.20	0.28	0.35	0.43	0.51	0.59	0.67	0.75	0.83	0.91	0.99	1.06	1.14	1.22
72	1.38	2.29	3.21	4.13	5.05	5.96	6.88	7.80	8.72	9.63	10.55	11.47	12.38	13.30	14.22
1.83	0.13	0.21	0.30	0.38	0.47	0.55	0.64	0.73	0.81	0.90	0.98	1.07	1.15	1.24	1.32
78	1.48	2.47	3.45	4.44	5.43	6.42	7.40	8.39	9.38	10.36	11.35	12.34	13.32	14.31	15.30
1.98	0.14	0.23	0.32	0.41	0.50	0.60	0.69	0.78	0.87	0.96	1.06	1.15	1.24	1.33	1.42
84	1.58	2.64	3.70	4.75	5.81	6.87	7.92	8.98	10.04	11.09	12.15	13.21	14.26	15.32	16.38
2.13	0.15	0.25	0.34	0.44	0.54	0.64	0.74	0.84	0.93	1.03	1.13	1.23	1.33	1.42	1.52
90	1.79	2.98	4.17	5.36	6.55	7.75	8.94	10.13	11.32	12.51	13.70	14.89	16.09	17.28	18.47
2.29	0.17	0.28	0.39	0.50	0.61	0.72	0.83	0.94	1.05	1.16	1.27	1.39	1.50	1.61	1.72
96	1.89	3.15	4.41	5.68	6.94	8.20	9.46	10.72	11.98	13.24	14.50	15.76	17.03	18.29	19.55
2.44	0.18	0.29	0.41	0.53	0.65	0.76	0.88	1.00	1.11	1.23	1.35	1.47	1.58	1.70	1.82

HEIGHT - INCHES AND METERS

8ACC

ALL STATED SPECIFICATIONS ARE SUBJECT TO CHANGE WITH OUT NOTICE OR OBLIGATION.

JUNE 2009