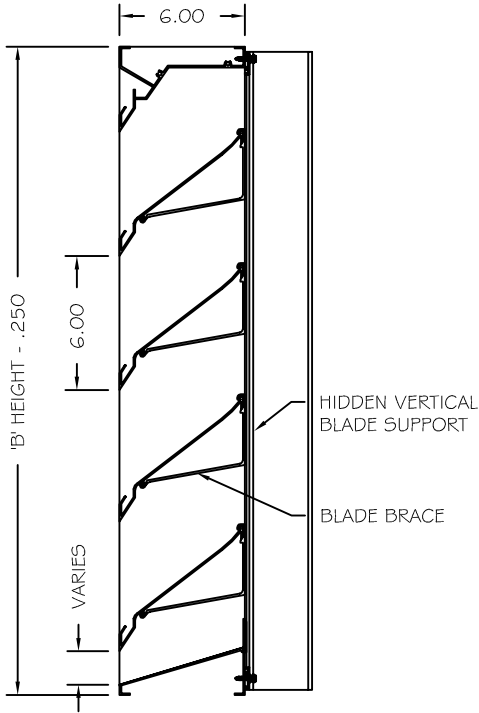


AIRLINE LOUVERS

LSA6D38

- 6.00" DEEP CHANNEL FRAME
- 37.5° ANGLE DRAINABLE BLADE
- EXTRUDED ALUMINUM 6063-T5 ALLOY
- MATERIAL THICKNESS - NOMINAL
.081" FRAME .081" BLADE
- 20 psf WINDLOAD
- STAINLESS STEEL HARDWARE
- FINISH:
 - CLEAR ANODIZED
 - BAKED ENAMEL
 - MILL ALUMINUM
 - COLOR ANODIZED
 - KYNAR 500
- SCREENS (OPTIONAL)
REF: SCREEN SUBMITTAL
- EXPOSED MULLION (AS REQUIRED):
- ONE PIECE CONSTRUCTION SIZE
MINIMUM: 12" x 12"
MAXIMUM: 120" x 90"
(SINGLE SECTION)

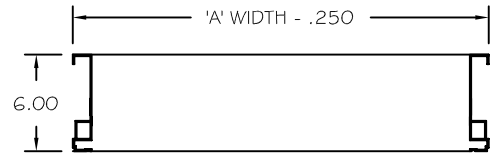


SECTION VIEW
NOT TO SCALE




Airline LOUVERS certifies that the model LSA6D38 Louver shown hereon is licensed to bear the AMCA seal. The ratings shown are based on tests and procedures performed in accordance with AMCA Publication 511 and comply with the requirements of the AMCA Certified Ratings Program. The AMCA Certified Ratings Seal applies to air performance ratings and water penetration ratings.

PLEASE NOTE:
Louvers will not perform as Certified by AMCA using (Architectural Style) Concealed Mullions. Visible Mullions at a Spacing of 120" or Less is Recommended.



TOP VIEW
NOT TO SCALE



FRONT VIEW
NOT TO SCALE

LSA6D38

ITEM	QTY	MODEL		WALL OPENING		OPTIONAL ACCESSORIES					OPERATOR TYPE	IDENTIFICATION/LOCATION
		STYLE	FLANGE	'A' WIDTH	'B' HEIGHT	EXTERIOR MOUNTED SCREEN	EXTENDED SILL	U-FRAMED SCREENS	EXPOSED MULLION LOCATION			
									VERT	HORZ		

AIRLINE
LOUVERS
A NYSTROM BUILDING PRODUCTS COMPANY

Toll-Free: 800-547-2635
Fax: 800-317-8770
Internet: www.airlinelouvers.com
e-mail: info@airlinelouvers.com

PROJECT:

CONTRACTOR:

ARCHITECT:

DRAWN BY:
CMR

REV. DATE:
03-03

QUANTITY:

DATE:

TITLE:
LSA6D38

AIRLINE LOUVERS

LSA6D38

PERFORMANCE DATA

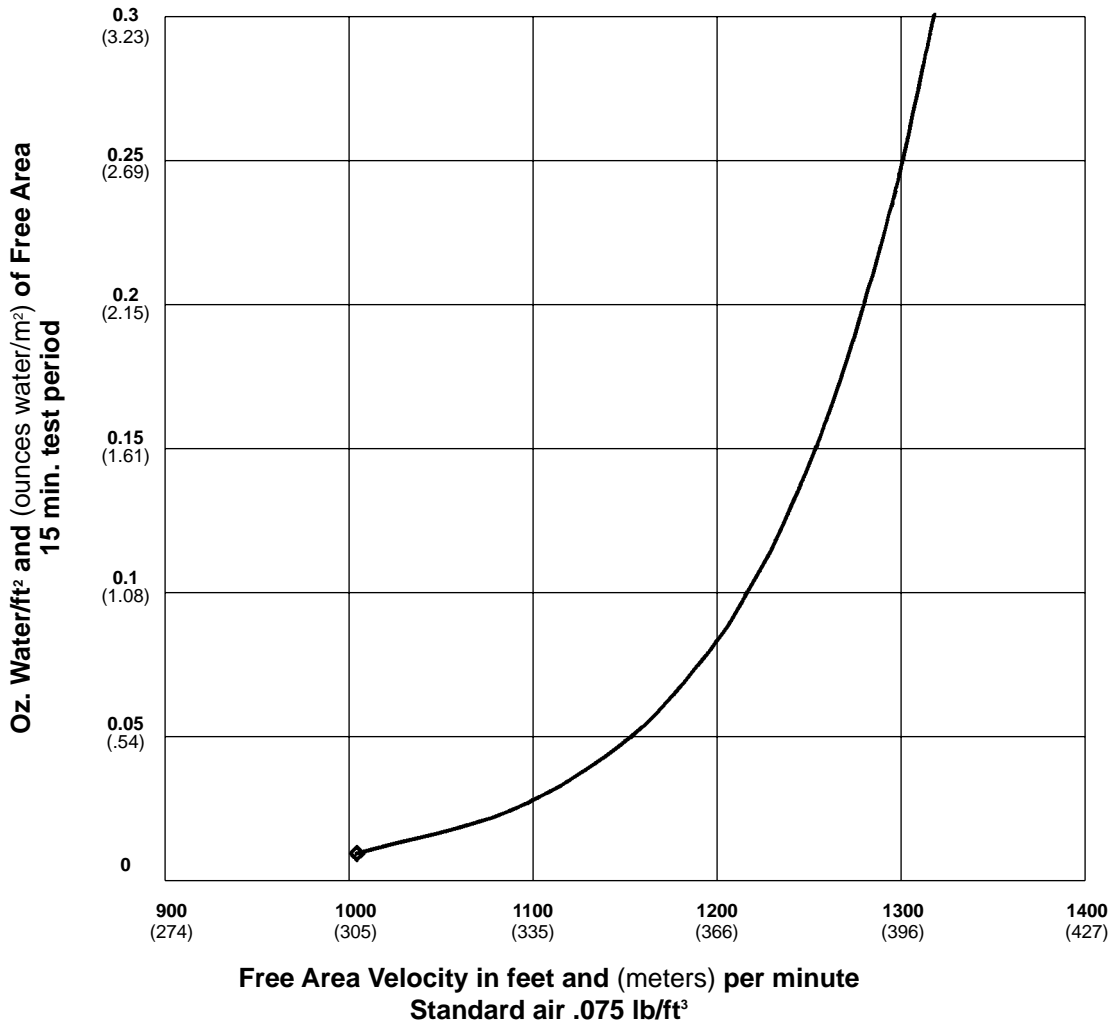
AMCA Standard 500 provides a reasonable basis for testing and rating louvers. Testing to AMCA 500 is performed under a certain set of laboratory conditions. This does not guarantee that other conditions will not occur in the actual environment where louvers must operate.

The louver system should be designed with a reasonable safety factor for louver performance. To ensure protection from water carryover, design with a performance level somewhat below maximum desired pressure drop and .01 oz./sq. ft. of water penetration.

WATER PENETRATION

Test size 48" wide x 48" high (1219 x 1219)

Beginning point of water penetration at .01 oz./sq. ft. is 1023 fpm (312 m/min).



FREE AREA GUIDE

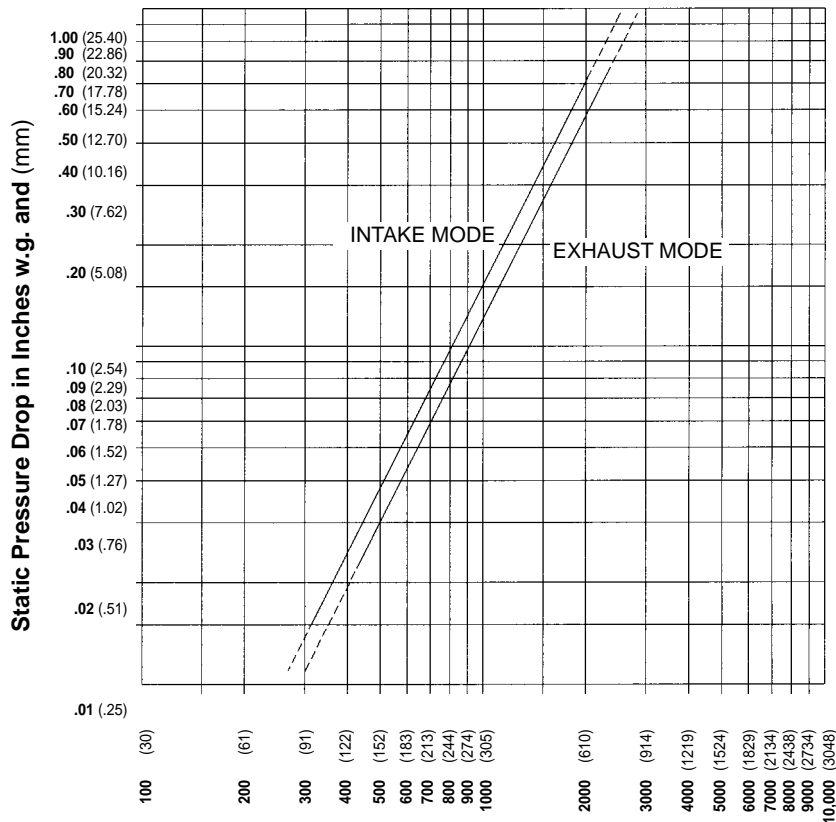
Free Area Guide shows free area in ft² and m² for various sizes

Width – Inches and Meters

Height – Inches and Meters	12	18	24	30	36	42	48	54	60	66	72	78	84	90	96	102	108	114	120
	0.30	0.46	0.61	0.76	0.91	1.07	1.22	1.37	1.52	1.68	1.83	1.98	2.13	2.29	2.44	2.59	2.74	2.90	3.05
12	0.31	0.49	0.67	0.86	1.04	1.22	1.41	1.59	1.77	1.96	2.14	2.32	2.51	2.69	2.88	3.06	3.25	3.43	3.61
18	0.58	0.93	1.28	1.63	1.98	2.32	2.68	3.03	3.37	3.73	4.08	4.42	4.77	5.13	5.48	5.82	6.18	6.52	6.87
24	0.86	1.38	1.89	2.40	2.92	3.43	3.96	4.47	4.98	5.50	6.02	6.53	7.05	7.57	8.09	8.60	9.12	9.63	10.15
30	1.14	1.82	2.50	3.18	3.87	4.54	5.24	5.92	6.59	7.28	7.97	8.64	9.33	10.01	10.70	11.37	12.06	12.74	13.42
36	1.41	2.26	3.11	3.95	4.80	5.64	6.52	7.35	8.18	9.04	9.89	10.73	11.58	12.44	13.29	14.13	14.98	15.82	16.67
42	1.69	2.70	3.72	4.72	5.75	6.74	7.79	8.79	9.79	10.81	11.83	12.83	13.86	14.88	15.89	16.90	17.92	18.92	19.94
48	1.97	3.15	4.33	5.50	6.69	7.86	9.08	10.24	11.40	12.59	13.78	14.95	16.14	17.33	18.51	19.68	20.87	22.04	23.23
54	2.24	3.59	4.94	6.27	7.63	8.96	10.35	11.67	13.00	14.35	15.71	17.04	18.40	19.75	21.10	22.44	23.79	25.12	26.48
60	2.52	4.03	5.55	7.05	8.57	10.06	11.62	13.12	14.60	16.13	17.65	19.14	20.67	22.19	23.71	25.21	26.73	28.22	29.75
66	2.80	4.47	6.16	7.82	9.51	11.17	12.90	14.56	16.20	17.90	19.59	21.24	22.94	24.63	26.31	27.98	29.67	31.32	33.01
72	3.08	4.92	6.76	8.59	10.45	12.27	14.18	16.00	17.81	19.67	21.53	23.35	25.21	27.07	28.91	30.74	32.60	34.42	36.28
78	3.35	5.36	7.37	9.37	11.40	13.38	15.45	17.44	19.41	21.44	23.47	25.45	27.48	29.51	31.52	33.51	35.54	37.52	39.55
84	3.63	5.80	7.98	10.14	12.34	14.48	16.73	18.88	21.02	23.21	25.41	27.55	29.75	31.94	34.12	36.28	38.48	40.62	42.82
90	3.91	6.25	8.59	10.92	13.28	15.59	18.01	20.32	22.62	24.98	27.35	29.65	32.02	34.38	36.73	39.05	41.41	43.72	46.09

57% free area based on 48" X 48" unit

PRESSURE DROP



Air Velocity in feet and (meters) per minute through Free Area

Ratings do not include the effects of a bird screen