



9300 73rd Avenue North  
Brooklyn Park, MN 55428

Right to site.  
Phone: 800-547-2635  
Fax: 800-317-8770

# LSG4D38

## STANDARD CONSTRUCTION

### FRAME

4" (102) deep, 18 (1.3) gage galvanized steel.

### BLADES

18 (1.3) gage galvanized steel. Drainable blades are positioned at 37 1/2° angle and spaced approximately 3 1/2" (89) center to center.

### SCREEN

1/2" mesh x 19 (1.1) gage galvanized bird screen in removable frame. Screen adds approximately 1/2" (13) to louver depth.

### FINISH

Mill.

### MINIMUM SIZE

12"w x 12"h (305 x 305).

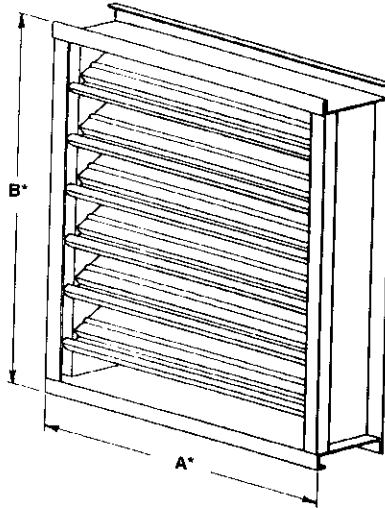
### APPROXIMATE SHIPPING WEIGHT

7 lbs. per sq. ft

### MAXIMUM FACTORY ASSEMBLY SIZE

120"w x 90"h (3048 x 2286)  
or 90"w x 120"h (2286 x 3048)

Louvers larger than the maximum factory assembly size will require field assembly of smaller sections.



## FEATURES

The LSG4D38 Offers:

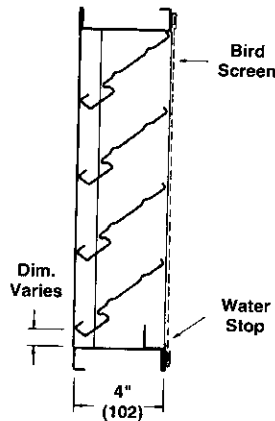
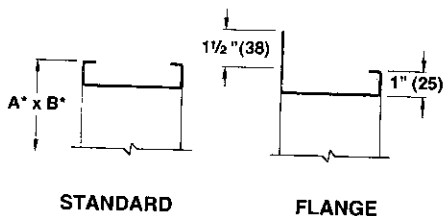
- Published performance ratings based on testing in accordance with AMCA Publication 511.
- High free area, low pressure drop, low water penetration.
- Drain gutters in each blade and downspouts in jambs and mullions to drain water from louver for minimum water cascade from blade to blade.
- Architecturally styled hidden mullions allowing continuous line appearance up to 120°.
- Economical galvanized steel construction.

## VARIATIONS

Variations to the basic design of this louver are available at additional cost. They include:

- Extended sill.
- Hinged frame.
- Front or rear security bars.
- Filter racks.
- A variety of bird and insect screens.
- Selection of finishes: baked enamel (modified fluoropolymer), kynar, and prime coat.

## FRAME CONSTRUCTION



Dimensions in parenthesis ( ) indicate millimeters.

\*Units furnished 1/4" (6) smaller than given opening dimensions.

TAG	QTY.	SIZE		FRAME	VARIATIONS
		A*-WIDE	B*-HIGH		
PROJECT ARCH/ENGR. REPRESENTATIVE			LOCATION CONTRACTOR DATE		

## SUGGESTED SPECIFICATION

Furnish and install louvers as hereinafter specified where shown on plans or as described in schedules. Louvers shall be stationary drainable type entirely contained within a 4" (102) frame. Louvers shall include a drain gutter in each blade and downspouts in jambs and mullions. Louver components (heads, jambs, sills, blades, and mullions) shall be factory assembled by the louver manufacturer. Louver sizes too large for shipping shall be built up by the contractor from factory assembled louver sections to provide overall sizes required. Louver design shall limit span between visible mullion to 10 (3) feet and shall incorporate structural supports required to withstand a wind load of 20 lbs. per sq. ft. (.96kPa) equivalent of a 90 mph wind - specifier may substitute any loading required).

Louvers shall be Nystrom Model LSG4D38 Construction as follows:

- Frame: 18 gage (1.3) galvanized steel.
- Blades: 18 gage (1.3) galvanized steel at 37 $\frac{1}{2}$ ' angle on approximate 3 $\frac{1}{2}$ " (89) centers.
- Screen: 19 gage (1.1) galvanized  $\frac{1}{2}$ " (13) mesh screen.
- Finish: Select finish specification from Nystrom Finishes Brochure.

Published louver performance data bearing the AMCA Certified Ratings Seal for Air Performance & Water Penetration must be submitted for approval prior to fabrication and must demonstrate pressure drop and water penetration equal to or less than the Nystrom model specified.

## PERFORMANCE DATA

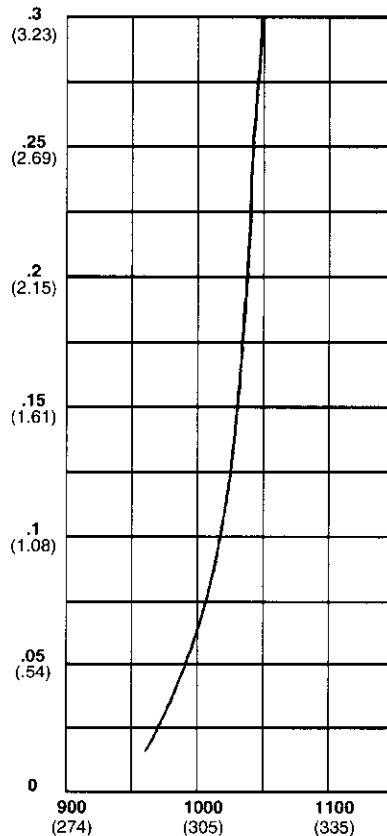
AMCA Standard 500 provides a reasonable basis for testing and rating louvers. Testing to AMCA 500 is performed under a certain set of laboratory conditions. This does not guarantee that other conditions will not occur in the actual environment where louvers must operate.

Designs should provide a reasonable safety factor for louver performance by selecting at some point below pressure drop or water penetration system requirements.

### WATER PENETRATION

Test size 48" x 48"

Beginning point of water penetration at .01 oz./sq. ft. is 961 fpm (274 m/min).



Free Area Velocity in feet and (meters) per minute  
Standard air .075 lb/ft<sup>3</sup>

# FREE AREA GUIDE

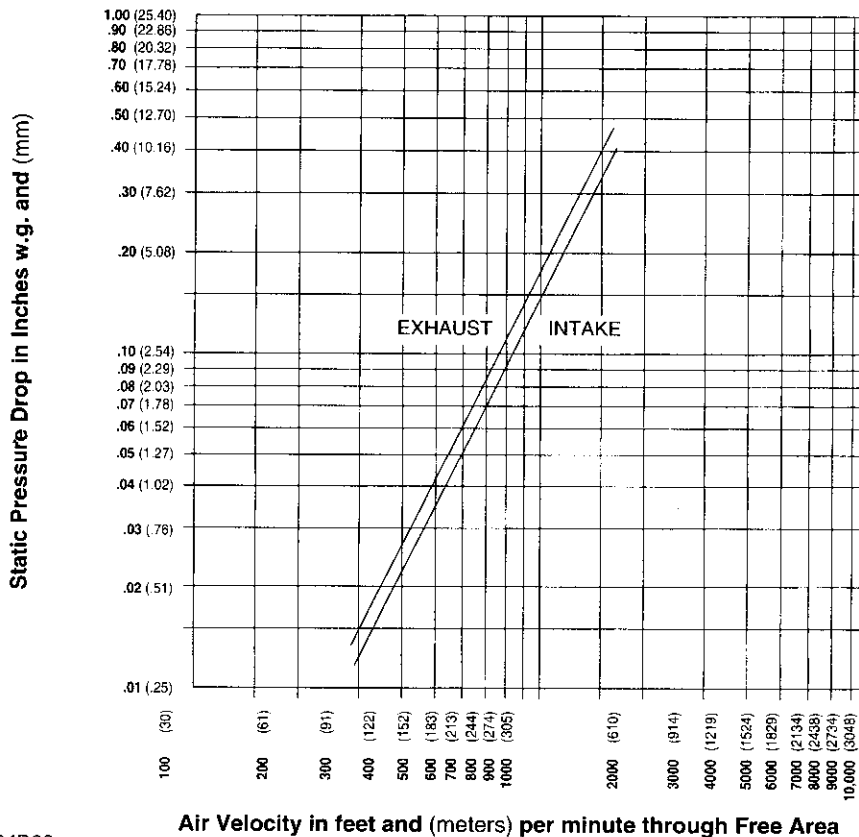
Free Area Guide shows free area in ft<sup>2</sup> and m<sup>2</sup> for various sizes of

Height – Inches and Meters

	12	18	24	30	36	42	48	54	60	66	72	78	84	90	96	102	108	114	120
	0.30	0.46	0.61	0.76	0.91	1.07	1.22	1.37	1.52	1.68	1.83	1.98	2.13	2.29	2.44	2.59	2.74	2.90	3.05
12	0.35	0.56	0.77	0.98	1.19	1.40	1.61	1.82	2.03	2.24	2.46	2.66	2.87	3.08	3.29	3.50	3.71	3.92	4.13
0.30	0.03	0.05	0.07	0.09	0.11	0.13	0.15	0.17	0.19	0.21	0.23	0.25	0.27	0.29	0.31	0.33	0.34	0.36	0.38
18	0.57	0.92	1.26	1.61	1.95	2.30	2.64	2.99	3.33	3.67	4.02	4.36	4.71	5.05	5.40	5.74	6.09	6.43	6.78
0.46	0.05	0.09	0.12	0.15	0.18	0.21	0.24	0.28	0.31	0.34	0.37	0.41	0.44	0.47	0.50	0.53	0.57	0.60	0.63
24	0.80	1.28	1.78	2.23	2.71	3.19	3.67	4.15	4.63	5.11	5.59	6.07	6.54	7.02	7.50	7.98	8.46	8.94	9.42
0.61	0.07	0.12	0.16	0.21	0.25	0.30	0.34	0.39	0.43	0.47	0.52	0.56	0.61	0.65	0.70	0.74	0.79	0.83	0.88
30	1.02	1.64	2.25	2.86	3.47	4.09	4.70	5.31	5.93	6.54	7.15	7.77	8.38	8.99	9.61	10.22	10.83	11.45	12.06
0.76	0.09	0.15	0.21	0.27	0.32	0.38	0.44	0.49	0.55	0.61	0.66	0.72	0.78	0.84	0.89	0.95	1.01	1.06	1.12
38	1.34	2.15	2.95	3.76	4.56	5.37	6.17	6.98	7.78	8.59	9.40	10.20	11.01	11.81	12.62	13.42	14.23	15.03	15.84
0.91	0.12	0.20	0.27	0.35	0.42	0.50	0.57	0.65	0.72	0.80	0.87	0.95	1.02	1.10	1.17	1.25	1.32	1.40	1.47
42	1.57	2.51	3.45	4.39	5.32	6.26	7.20	8.14	9.08	10.02	10.96	11.90	12.84	13.78	14.72	15.66	16.60	17.54	18.48
1.07	0.15	0.23	0.32	0.41	0.49	0.58	0.67	0.76	0.84	0.93	1.02	1.11	1.19	1.28	1.37	1.46	1.54	1.63	1.72
48	1.79	2.86	3.94	5.01	6.09	7.16	8.23	9.31	10.38	11.46	12.53	13.60	14.68	15.75	16.83	17.90	18.97	20.06	21.12
1.22	0.17	0.27	0.37	0.47	0.57	0.67	0.78	0.87	0.96	1.06	1.16	1.26	1.36	1.46	1.56	1.66	1.76	1.86	1.96
54	2.01	3.22	4.43	5.64	6.85	8.06	9.26	10.47	11.68	12.89	14.10	15.31	16.51	17.72	18.93	20.14	21.35	22.56	23.76
1.37	0.19	0.30	0.41	0.52	0.64	0.75	0.86	0.97	1.09	1.20	1.31	1.42	1.53	1.65	1.76	1.87	1.98	2.10	2.21
60	2.24	3.58	4.92	6.27	7.61	8.95	10.29	11.64	12.98	14.32	15.66	17.01	18.35	19.69	21.04	22.38	23.72	25.04	26.41
1.52	0.21	0.33	0.46	0.58	0.71	0.83	0.96	1.08	1.21	1.33	1.46	1.58	1.71	1.83	1.96	2.08	2.20	2.33	2.45
66	2.56	4.09	5.63	7.16	8.70	10.23	11.76	13.30	14.84	16.37	17.91	19.44	20.98	22.51	24.05	25.58	27.12	28.63	30.19
1.68	0.24	0.38	0.52	0.67	0.81	0.95	1.09	1.24	1.38	1.52	1.66	1.81	1.95	2.09	2.23	2.38	2.52	2.66	2.81
72	2.78	4.45	6.12	7.79	9.46	11.13	12.80	14.47	16.14	17.80	19.47	21.14	22.81	24.48	26.15	27.82	29.49	31.16	32.83
1.83	0.26	0.41	0.57	0.72	0.88	1.03	1.19	1.34	1.50	1.65	1.81	1.96	2.12	2.27	2.43	2.59	2.74	2.90	3.05
78	3.01	4.81	6.61	8.42	10.22	12.02	13.83	15.63	17.43	19.24	21.04	22.84	24.65	26.45	28.25	30.06	31.86	33.67	35.47
1.98	0.28	0.45	0.61	0.78	0.95	1.12	1.29	1.45	1.62	1.79	1.96	2.12	2.29	2.46	2.63	2.79	2.96	3.13	3.30
84	3.23	5.17	7.11	9.04	10.98	12.92	14.86	16.79	18.73	20.67	22.61	24.55	26.48	28.42	30.36	32.30	34.24	36.17	38.11
2.13	0.30	0.48	0.66	0.84	1.02	1.20	1.38	1.56	1.74	1.92	2.10	2.28	2.46	2.64	2.82	3.00	3.18	3.36	3.54
90	3.55	5.68	7.81	9.94	12.07	14.20	16.33	18.46	20.59	22.72	24.85	26.98	29.11	31.24	33.37	35.50	37.63	39.76	41.89
2.29	0.33	0.53	0.73	0.92	1.12	1.32	1.52	1.72	1.91	2.11	2.31	2.51	2.71	2.90	3.10	3.30	3.50	3.67	3.89
96	3.77	6.04	8.30	10.57	12.83	15.10	17.36	19.62	21.89	24.15	26.42	28.68	30.95	33.21	35.47	37.74	40.00	42.27	44.53
2.44	0.35	0.56	0.77	0.98	1.19	1.40	1.61	1.82	2.03	2.24	2.46	2.67	2.88	3.09	3.30	3.51	3.72	3.93	4.14
102	4.00	6.40	8.80	11.19	13.59	15.99	18.39	20.79	23.19	25.59	27.98	30.38	32.78	35.18	37.58	39.98	42.38	44.74	47.17
2.54	0.37	0.59	0.82	1.04	1.26	1.49	1.71	1.93	2.16	2.38	2.60	2.82	3.05	3.27	3.49	3.72	3.94	4.16	4.38
108	4.22	6.75	9.29	11.82	14.35	16.89	19.42	21.95	24.49	27.02	29.55	32.08	34.62	37.15	39.68	42.22	44.75	47.24	49.82
2.74	0.39	0.63	0.86	1.10	1.33	1.57	1.80	2.04	2.28	2.51	2.75	2.98	3.22	3.45	3.69	3.92	4.16	4.39	4.63
114	4.54	7.27	9.99	12.72	15.44	18.17	20.89	23.62	26.34	29.07	31.79	34.52	37.24	39.97	42.69	45.42	48.14	50.87	53.59
2.9	0.42	0.68	0.93	1.19	1.43	1.69	1.94	2.20	2.45	2.70	2.95	3.21	3.46	3.71	3.97	4.22	4.47	4.73	4.98
120	4.77	7.63	10.48	13.34	16.20	19.06	21.92	24.78	27.64	30.50	33.36	36.22	39.08	41.94	44.80	47.66	50.52	53.38	56.24
3.05	0.44	0.71	0.97	1.24	1.51	1.77	2.04	2.30	2.57	2.83	3.10	3.37	3.63	3.90	4.16	4.43	4.69	4.96	5.23

Width – Inches and Meters

## PRESSURE DROP



Ratings do not include the effect of a bird screen.



Airline Louvers certifies that the louvers shown herein are licensed to bear the AMCA Seal. The ratings shown are based on tests and procedures performed in accordance with AMCA Publication 511 and comply with the requirements of the AMCA Certified Ratings Program. The AMCA Certified Ratings Seal applies to air performance and water penetration ratings.