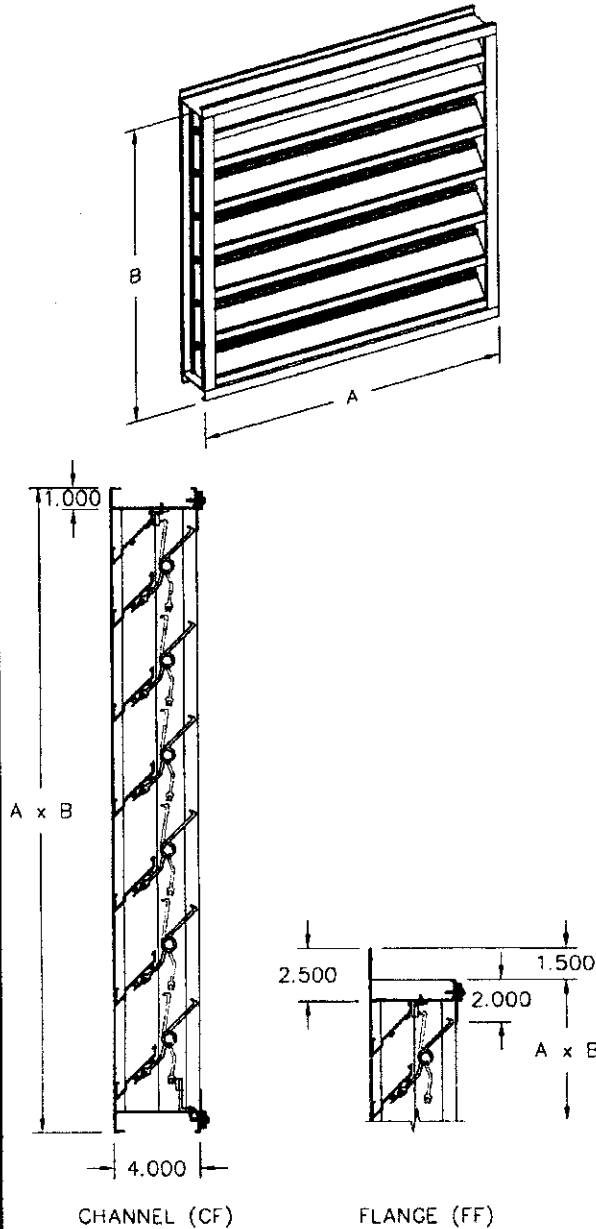


LCA4D45



STANDARD CONSTRUCTION

- 4" DEEP .081" THICK EXTRUDED ALUMINUM FRAME, 6063-T5 ALLOY.
- .061" THICK EXTRUDED ALUMINUM BLADES POSITIONED AT 45° ANGLE AND SPACED APPROXIMATELY 4.438" CENTER TO CENTER WITH REAR ADJUSTABLE BLADES, 6063-T5 EXTRUDED ALUMINUM, .125 NOMINAL WALL THICKNESS FOR OPERATING SECTION WIDTH THROUGH 48".
- BEARINGS STAINLESS STEEL SLEEVE PRESSED INTO FRAME.
- AXLES .500" PLATED STEEL HEX.

MODEL SIZES

- MINIMUM SIZE: 12" x 12"
- MAXIMUM SIZE (SINGLE SECTION) 48" x 96"

NOTE: LOUVERS LARGER THAN THE MAXIMUM SINGLE SECTION SIZE WILL REQUIRE FIELD ASSEMBLY OF SMALLER SECTIONS.

PRODUCT FEATURES

- 39% FREE AREA BASED ON 48" x 48" UNIT.
- CONCEALED BLADE LINKAGE IS PROTECTED FROM WEATHER EXPOSURE AND REDUCES REQUIRED INSTALLATION DEPTH.
- ADJUSTABLE REAR BLADES PROVIDE DESIRED SHUT OFF IN THE SAME 4" DEEP FRAME NORMALLY REQUIRED BY A LOUVER ALONE.
- BLADE AND JAMB SEALS PROVIDE TIGHT CLOSURE.
- PUBLISHED PERFORMANCE RATINGS BASED ON TESTING IN ACCORDANCE WITH AMCA PUBLICATION 511.

MODEL OPTIONS

- EXTENDED SILL
- ELECTRIC OR PNEUMATIC ACTUATORS
- FRONT OR REAR SECURITY BARS
- INSECT/BIRD SCREENS (REFERENCE SCREEN SUBMITTAL)

FINISHES

- PRIME COAT
- BAKED ENAMEL (MODIFIED FLOUROPOLYMER)
- KYNAR
- CLEAR ANODIZE
- COLOR ANODIZE (SOME VARIATION IN ANODIZE COLOR CONSISTENCY IS POSSIBLE)

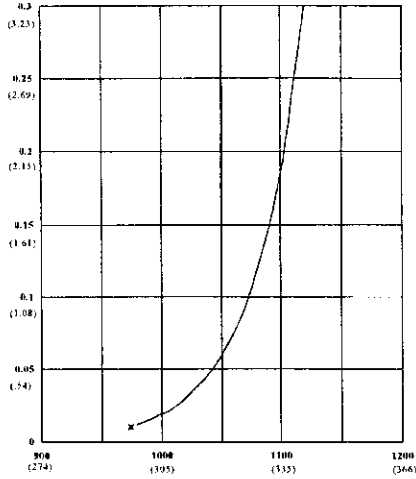
TAG	QTY	ACTUAL SIZE		FRAME
		WIDTH (A)	HEIGHT (B)	

PROJECT:	LOCATION:
ARCH./ENGR.:	CONTRACTOR:
REPRESENTATIVE:	DATE:

ALL STATED SPECIFICATIONS ARE SUBJECT TO CHANGE WITH OUT NOTICE OR OBLIGATION.

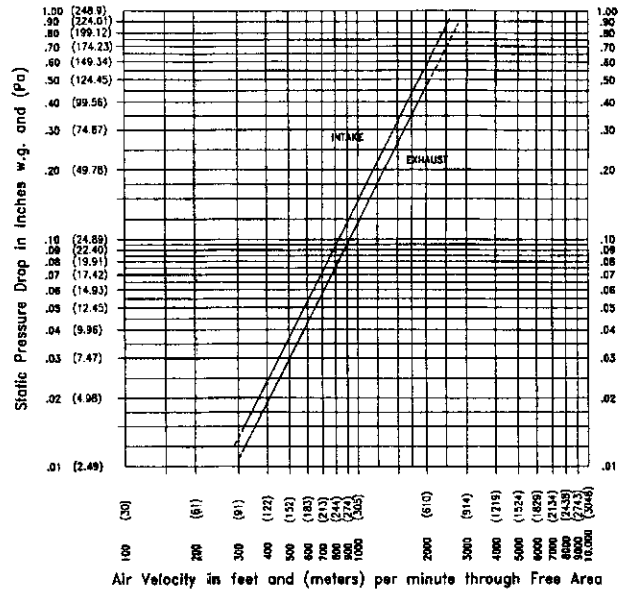
WATER PENETRATION
 BEGINNING POINT OF WATER PENETRATION AT .01 OZ./SQ. FT.
 IS 974 FPM (297 M/MIN.)

0Z. WATER/FT²(ML WATER/M²) OF FREE AREA
 15 MINUTE TEST PERIOD



FREE AREA VELOCITY IN FEET (METERS) PER MINUTE STANDARD
 AIR .075 LB/FT³ (1.2 KG/M³) (48" x 48" TEST SIZE)

PRESSURE DROP



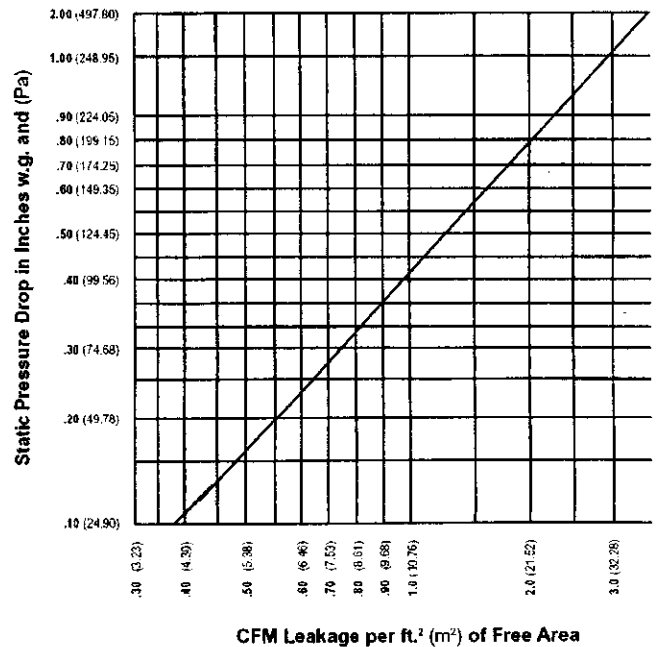
Airline Louvers certifies that the LCA4D45 Louvers shown herein are licensed to bear the AMCA Seal. The ratings shown are based on tests and procedures performed in accordance with AMCA Publication 511 and comply with the requirements of the AMCA Certified Ratings Program. The AMCA Certified Ratings Seal applies to air performance ratings and water penetration ratings only.

FREE AREA GUIDE

FREE AREA GUIDE SHOWS FREE AREA IN FT² AND M² FOR VARIOUS SIZES OF LCA4D45.
 WIDTH - INCHES AND METERS

HEIGHT - INCHES AND METERS	12	14	24	30	36	42	48
	0.30	0.36	0.61	0.76	0.91	1.07	1.22
18	0.11	0.18	0.24	0.31	0.38	0.45	0.51
0.46	0.01	0.02	0.02	0.03	0.04	0.04	0.05
24	0.40	0.64	0.89	1.13	1.38	1.63	1.87
0.61	0.04	0.06	0.08	0.11	0.13	0.15	0.17
30	0.54	0.87	1.21	1.55	1.88	2.22	2.55
0.76	0.05	0.08	0.11	0.14	0.17	0.21	0.24
36	0.75	1.22	1.69	2.15	2.62	3.09	3.56
0.91	0.07	0.11	0.16	0.20	0.24	0.29	0.33
42	0.97	1.57	2.18	2.78	3.39	3.99	4.59
1.07	0.04	0.06	0.09	0.11	0.13	0.16	0.18
48	1.11	1.81	2.50	3.19	3.89	4.58	5.27
1.22	0.10	0.17	0.23	0.30	0.36	0.43	0.49
54	1.54	2.50	3.47	4.43	5.39	6.35	7.31
1.37	0.14	0.23	0.32	0.41	0.50	0.59	0.68
60	1.69	2.74	3.79	4.84	5.89	6.94	7.99
1.62	0.16	0.25	0.35	0.45	0.55	0.65	0.74
66	1.90	3.08	4.26	5.45	6.63	7.81	9.00
1.68	0.18	0.29	0.40	0.51	0.62	0.73	0.84
72	2.12	3.44	4.76	6.07	7.39	8.71	10.03
1.83	0.20	0.32	0.44	0.56	0.69	0.81	0.93
78	2.28	3.67	5.08	6.49	7.90	9.30	10.71
1.98	0.21	0.34	0.47	0.60	0.73	0.86	1.00
84	2.55	4.13	5.72	7.31	8.90	10.48	12.07
2.13	0.24	0.38	0.53	0.68	0.83	0.97	1.12
90	2.69	4.37	6.04	7.72	9.40	11.08	12.75
2.29	0.25	0.41	0.56	0.72	0.87	1.03	1.19
96	2.83	4.60	6.37	8.13	9.90	11.67	13.43
2.44	0.26	0.43	0.59	0.76	0.92	1.09	1.25

AIR LEAKAGE



ALL STATED SPECIFICATIONS ARE SUBJECT TO CHANGE WITH OUT NOTICE OR OBLIGATION