

QUALIFICATIONS:

- AMCA 500-L (Water Penetration, Air Performance).
- AMCA 540 (Wind-Borne Debris Impact Test [Basic "Level D" Protection]).
- AMCA 550 (High Velocity Wind-Driven Rain Resistance Test [with blades closed]).
- Wind load rating +/- 70 PSF

STANDARD CONSTRUCTION:

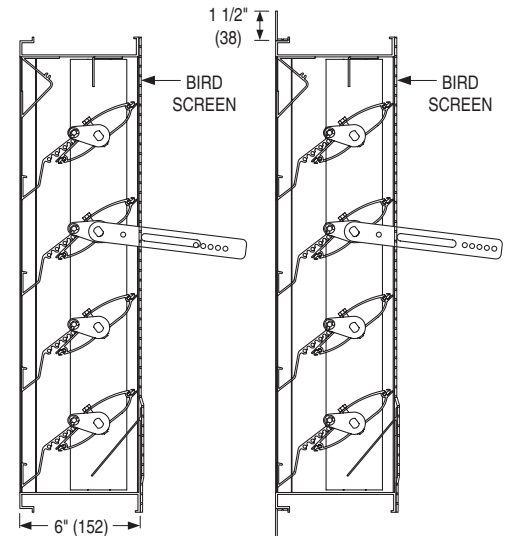
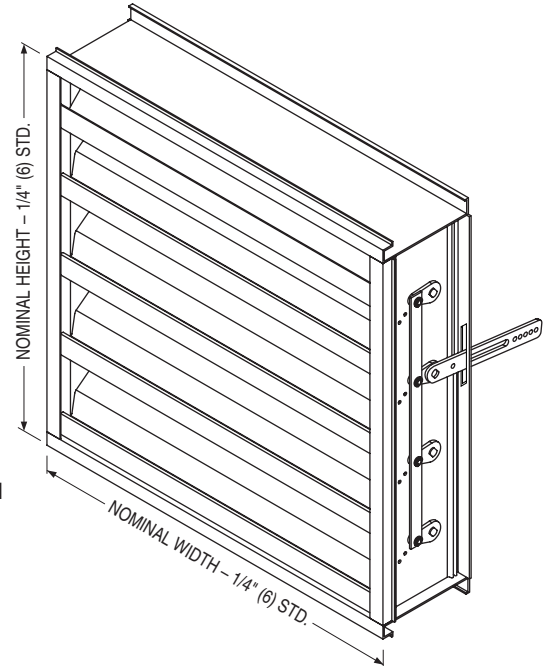
- FRAME:** 6" (152) deep, Type 6063-T6 extruded aluminum, 0.120" (3.05) nominal wall thickness. Integral downspouts and caulking slot provided.
- BLADES:** Front Stationary Blades: Drainable style, Type 6063-T6 extruded aluminum, 0.080" (2.03) nominal wall thickness. Fixed at 37.5 degrees.
Rear Operable Blades: Airfoil style, Type 6063-T6 extruded aluminum, 0.080" (2.03) nominal wall thickness.
- BLADE SPACING:** Approximately 4.84" (123) on centers.
- BLADE SEALS:** Santoprene. Mechanically locked in place.
- JAMB SEALS:** Cambered stainless steel.
- BEARINGS:** 1/2" (13) dia. Celcon®.
- AXLES:** 1/2" (13) dia. plated steel double bolted to blades.
- LINKAGE:** Concealed in frame.
- SCREEN:** 3/4" x .050 (19 x 1.3) expanded, flattened aluminum bird screen in removable frame, inside (rear) mount (adds approximately 3/8" [10] to louver depth).
- ACTUATOR:** Hand locking louver quadrant.
- FINISH:** Mill.
- MINIMUM SIZE:** 12" W x 16" H (305 x 406).
- MAX. SINGLE SECTION SIZE:** 60" W x 120" H (1524 x 3048). 50 sq. ft. (4.6 m²). Larger louvers will require field assembly of smaller sections.
- MAXIMUM SIZE:** Unlimited Width x 120" H (3048).

OPTIONS:

- BSSS** Type 304 S.S. Bird Screen.
- BSN** No Bird Screen.
- ISA** Aluminum Insect Screen.
- ISSS** Type 304 S.S. Insect Screen.
- FL15** 1 1/2" (38) Flanged Frame.
- ESI** Extended Sill.
- PASI** Sill Pan.
- ACT** Electric Actuator.
Specify: _____
- PAAA** Perimeter Anchor Angles (Aluminum, Continuous).
- Other:** _____

OPTIONAL FINISHES:

- PC3** Powder Coat AAMA 2603. Color: _____
- PC4** High Performance Powder Coat AAMA 2604 (Equivalent to 50% Kynar®). Color: _____
- PC5** Fluoropolymer Powder Coat AAMA 2605 (Equivalent to 70% Kynar®). Color: _____
- PPC** Prime Coat.
- AN04** Clear Anodized 204-R1.
- AN15** Clear Anodized 215-R1.
- ANLB** Light Bronze.
- ANMB** Medium Bronze.
- ANDB** Dark Bronze.
- ANBK** Black.



FLANGED FRAME FL (OPT.)



SCHEDULE TYPE:

PROJECT:

ENGINEER:

CONTRACTOR:

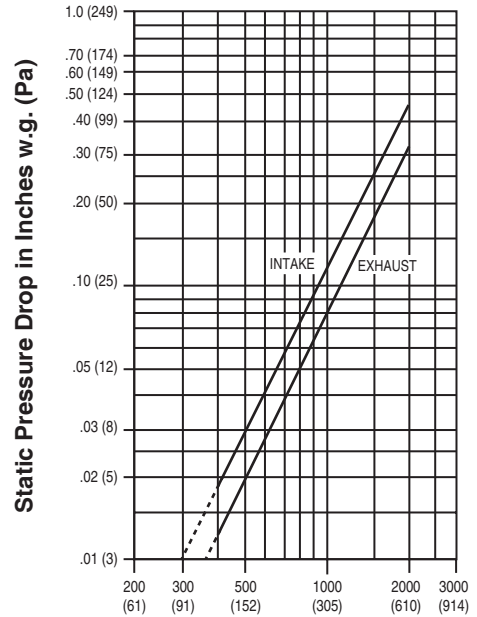
Page 1 of 2
Dimensions are in inches (mm).

DATE	B SERIES	SUPERSEDES	DRAWING NO.
8 - 3 - 23	LOUVER	NEW	C-DWD-46

FREE AREA in Square Feet and Square Meters

		Width in Inches and Meters									
		12	18	24	30	36	42	48	54	60	
Height in Inches and Meters	12	0.19	0.30	0.41	0.53	0.64	0.76	0.87	0.98	1.10	
	0.30	0.02	0.03	0.04	0.05	0.06	0.07	0.08	0.09	0.10	
	18	0.37	0.60	0.83	1.06	1.28	1.51	1.74	1.97	2.20	
	0.46	0.03	0.06	0.08	0.10	0.12	0.14	0.16	0.18	0.20	
	24	0.85	1.36	1.88	2.40	2.91	3.43	3.94	4.46	4.98	
	0.61	0.08	0.13	0.17	0.22	0.27	0.32	0.37	0.41	0.46	
	30	1.03	1.66	2.29	2.92	3.55	4.18	4.81	5.44	6.07	
	0.76	0.10	0.15	0.21	0.27	0.33	0.39	0.45	0.51	0.56	
	36	1.22	1.96	2.71	3.45	4.20	4.94	5.68	6.43	7.17	
	0.36	0.11	0.18	0.25	0.32	0.39	0.46	0.53	0.60	0.67	
	42	1.41	2.26	3.12	3.98	4.84	5.70	6.55	7.41	8.27	
	1.07	0.13	0.21	0.29	0.37	0.45	0.53	0.61	0.69	0.77	
	48	1.59	2.56	3.53	4.50	5.47	6.44	7.40	8.38	9.35	
	1.22	0.15	0.24	0.33	0.42	0.51	0.60	0.69	0.78	0.87	
	54	1.94	3.12	4.30	5.49	6.67	7.85	9.04	10.22	11.40	
	1.37	0.18	0.29	0.40	0.51	0.62	0.73	0.84	0.95	1.06	
	60	2.15	3.47	4.78	6.09	7.41	8.72	10.03	11.35	12.66	
	1.52	0.20	0.32	0.44	0.57	0.69	0.81	0.93	1.05	1.18	
	66	2.34	3.77	5.19	6.62	8.05	9.48	10.90	12.33	13.76	
	1.68	0.22	0.35	0.48	0.62	0.75	0.88	1.01	1.15	1.28	
72	2.53	4.07	5.61	7.15	8.69	10.23	11.77	13.32	14.86		
1.83	0.23	0.38	0.52	0.66	0.81	0.95	1.09	1.24	1.38		
78	2.90	4.67	6.44	8.21	9.98	11.75	13.51	15.28	17.05		
1.98	0.27	0.43	0.60	0.76	0.93	1.09	1.26	1.42	1.58		
84	3.09	4.97	6.85	8.74	10.62	12.50	14.38	16.27	18.15		
2.13	0.29	0.46	0.64	0.81	0.99	1.16	1.34	1.51	1.69		
90	3.27	5.27	7.27	9.26	11.26	13.26	15.25	17.25	19.25		
2.29	0.30	0.49	0.68	0.86	1.05	1.23	1.42	1.60	1.79		
96	3.46	5.57	7.68	9.79	11.90	14.01	16.12	18.23	20.34		
2.44	0.32	0.52	0.71	0.91	1.11	1.30	1.50	1.69	1.89		
102	3.65	5.87	8.10	10.32	12.54	14.77	16.99	19.22	21.44		
2.59	0.34	0.55	0.75	0.96	1.17	1.37	1.58	1.79	1.99		
108	4.02	6.47	8.93	11.38	13.83	16.28	18.73	21.19	23.64		
2.74	0.37	0.60	0.83	1.06	1.28	1.51	1.74	1.97	2.20		
114	4.21	6.77	9.34	11.91	14.47	17.04	19.60	22.17	24.74		
2.90	0.39	0.63	0.87	1.11	1.34	1.58	1.82	2.06	2.30		
120	4.39	7.07	9.75	12.43	15.11	17.79	20.47	23.15	25.83		
3.05	0.41	0.66	0.91	1.16	1.40	1.65	1.90	2.15	2.40		

PRESSURE DROP



Air Velocity in Feet (Meters) Per Minute Through Free Area

Louver test size: 48" x 48" (1219 x 1219 mm).
 Standard air density @ 0.075 lbs/ft³.
 Tested to AMCA Fig. 5.5 – 6.5.

AIRFLOW/WATER PENETRATION DATA for 48" x 48" (1219 x 1219) Louver Size

Free Area %	46 %
Free Area sq. ft. (sq. m.)	7.40 (0.69)
Free Area Velocity at Point of Beginning Water Penetration at .01 oz./sq. ft. (3 ml/sq. m) (15 min. test duration)	1178 fpm (359 m/min.)
Air Volume at 1178 fpm Free Area Velocity	8717 cfm (4114 l/s)
Pressure Drop @ 1178 fpm	0.16 in. w.g. (40 Pa)

NOTE: To minimize water penetration when sizing intake louvers, select a Free Area Velocity that is **below** the beginning point of water penetration.



Safe-Air certifies the Model C-DWD-46 shown herein is licensed to bear the AMCA Seal. The ratings shown are based on tests and procedures performed in accordance with AMCA Publication 511 and comply with the requirements of the AMCA Certified Ratings Program. Seal applies to air performance and water penetration ratings.



Safe-Air certifies that the C-DWD-46 shown herein is approved to bear the AMCA Listing Label. The ratings shown are based on tests and procedures performed in accordance with AMCA publications and comply with the requirements of the AMCA Listing Label Program. The AMCA Listing Label applies to Wind Borne Debris Impact Resistant Louvers. The AMCA Listing Label applies to High Velocity Wind Driven Rain Resistant Louvers.

SCHEDULE TYPE:	Page 2 of 2			
PROJECT:	Dimensions are in inches (mm).			
ENGINEER:	DATE	B SERIES	SUPERSEDES	DRAWING NO.
CONTRACTOR:	8 - 3 - 23	LOUVER	NEW	C-DWD-46