

Model A6370MF
6" (152.4 mm) Standard Fixed Acoustical Louver

Material:

Material:	6063 Aluminum Alloy, 1100 Aluminum Alloy, Acoustic infill material
Nominal Thickness (heads, sills, jambs, & mullions):	0.079 " (2.0 mm)
Nominal Blade Thickness:	0.079 " (2.0 mm)
Furnished With:	Birdscreen: ½" (12.7mm) intercrimp aluminum mesh, 0.063" (1.60 mm) diameter wire removeable aluminum bird screen in an aluminum frame
Additional Options (at additional cost):	Insect screen (in lieu of bird screen), Continuous clip angles for attachment, Sheet blank off, Insulated blank off, Sill pans, Flange frames, Integrated glazing frames



Test Summary:
For a 4 Foot by 4 Foot Unit.

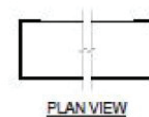
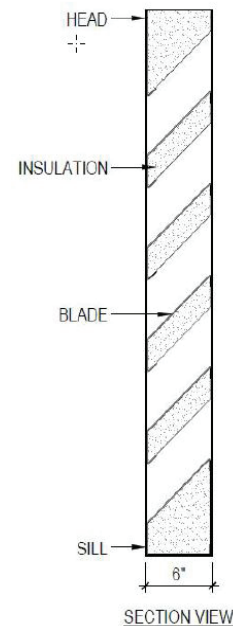
Tested with mill finish and no screen

- Free area = 5.49 ft² (0.51 m²)
- Percent free area = 34.30 %
- Exhaust pressure drop at 900 FPM Free area velocity = 0.11 in. H₂O (27.4 Pa)
- Intake pressure drop at 900 FPM Free area velocity = 0.11 in. H₂O (27.4 Pa)

Acoustical Data:

The louver manufacturer shall submit test data from an accredited acoustical laboratory in accordance with ASTM Standard E90-90. The minimum acceptable performance through all octave bands is as follows: STC = 10

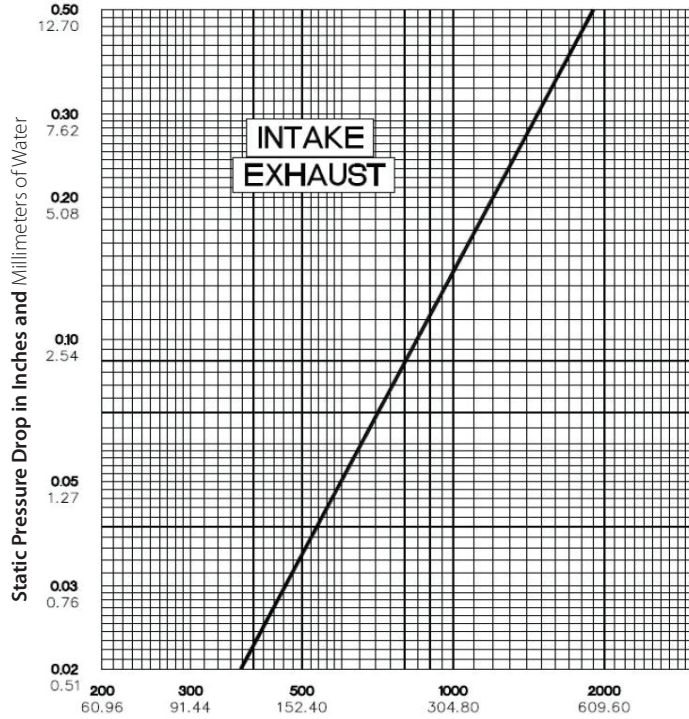
Frequency (hz)	63	125	250	500	1000	2000	4000	8000
Transmission Loss	7	5	5	8	11	12	11	11
Noise Reduction	13	11	11	14	17	18	17	17



Construction Specialties Middle East LLC certifies that the model A6370MF shown herein is licensed to bear the AMCA Seal. The ratings shown are based on tests and procedures performed in accordance with AMCA Publication 511 and comply with the requirements of the AMCA Certified Ratings program. The AMCA Certified Ratings Seal applies to the air performance only.

Model A6370MF
6" (152.4 mm) Standard Fixed Acoustical Louver

Air Performance



Air Velocity in Feet and Meters per Minute Through Free Area

Air Flow rate to standard air density.
 48" x 48" (121.92cm x 121.92cm) louver tested to figure 5.5.

Free Area Table (Free area in sq. feet and sq. meters)

For additional sizes, please visit:

<https://www.c-sgroup.com/architectural-louvers/louvers-airflow-tool>

Width in Inches and Meters

	12	18	24	30	36	42	48	54	60
	0.30	0.46	0.61	0.76	0.91	1.07	1.22	1.37	1.52
18	0.20	0.35	0.50	0.65	0.80	0.95	1.10	1.25	1.40
24	0.41	0.70	1.00	1.30	1.60	1.90	2.20	2.50	2.79
30	0.61	1.06	1.50	1.95	2.40	2.85	3.29	3.74	4.19
36	0.73	1.27	1.81	2.34	2.88	3.42	3.96	4.50	5.03
42	0.81	1.41	2.00	2.60	3.20	3.80	4.39	4.99	5.59
48	1.01	1.76	2.51	3.25	4.00	4.74	5.49	6.24	6.98
54	1.22	2.11	3.01	3.90	4.80	5.69	6.59	7.49	8.38
60	1.32	2.30	3.28	4.25	5.23	6.20	7.18	8.16	9.13
66	1.42	2.46	3.51	4.55	5.60	6.64	7.69	8.73	9.78
72	1.62	2.81	4.01	5.20	6.40	7.59	8.79	9.98	11.17
78	1.82	3.17	4.51	5.85	7.20	8.54	9.88	11.23	12.57
84	1.92	3.34	4.75	6.17	7.58	9.00	10.42	11.83	13.25
90	2.03	3.52	5.01	6.50	8.00	9.49	10.98	12.48	13.97
96	2.23	3.87	5.51	7.15	8.80	10.44	12.08	13.72	15.36
102	2.38	4.14	5.89	7.65	9.40	11.16	12.91	14.67	16.42
108	2.52	4.37	6.23	8.08	9.94	11.79	13.65	15.50	17.36
114	2.63	4.57	6.51	8.46	10.40	12.34	14.28	16.22	18.16
120	2.84	4.93	7.02	9.11	11.20	13.29	15.38	17.47	19.56
126	3.03	5.26	7.49	9.72	11.95	14.18	16.41	18.64	20.88
132	3.11	5.40	7.69	9.98	12.28	14.57	16.86	19.15	21.44
138	3.24	5.63	8.02	10.41	12.79	15.18	17.57	19.96	22.35

Height in Inches and Meters

Upper Numerals English Units/Lower Numerals Metric Units