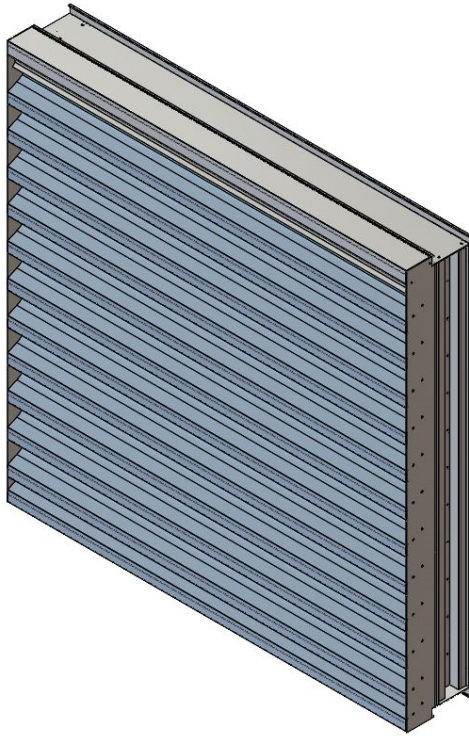


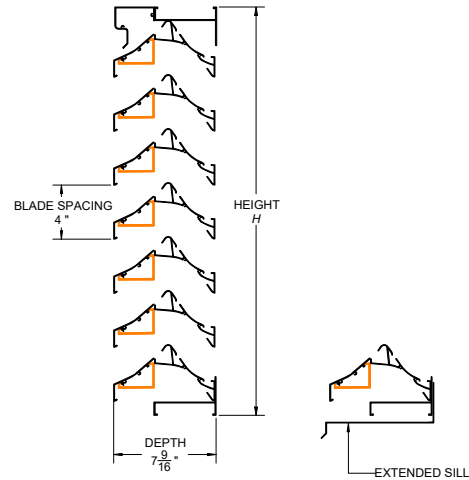
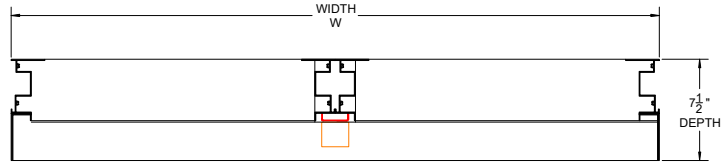


**LOUVERS & BACK DRAFT DAMPERS**

**2720**  
7 1/2" DEEP STORMPROOF LOUVER



MODEL: 2720  
FRAME: CHANNEL FRAME  
DUCT-MOUNT (DM)



PERFORMANCE			
LOUVER UNIT SIZE	TOTAL AREA	FREE AREA	FREE AREA
48" x 48"	16 ft <sup>2</sup>	7.82 ft <sup>2</sup>	<b>48.9%</b>
(1219 x 1219 mm)	(1.49 m <sup>2</sup> )	(0.83 m <sup>2</sup> )	
BEGINNING POINT OF WATER PENETRATION AT 0.01 oz./ft <sup>2</sup> FREE AREA:			<b>933 FPM</b>

STANDARD CONSTRUCTION	
DEPTH:	7 1/2" (190 mm)
MATERIAL:	EXTRUDED ALUMINUM - 6063-T5 ALLOY
FRAME THICKNESS:	0.081" (2.06 mm)
BLADE THICKNESS:	0.081" (2.06 mm)
BLADE ANGLE:	35°
BLADE CENTRES:	3 7/8" (89 mm)
BIRDSCREEN:	19 GA. GALVANIZED BIRDSCREEN - 1/2" x 1/2" OPENINGS
FINISH:	MILL

SIZE LIMITATIONS: SINGLE SECTION LOUVER		
	MINIMUM	MAXIMUM
WIDTH	12" (305 mm)	72" (1829 mm)
HEIGHT	12" (305 mm)	120" (3048 mm)
AREA	1 ft <sup>2</sup> (0.09 m <sup>2</sup> )	60 ft <sup>2</sup> (5.57 m <sup>2</sup> )

\*LOUVER WILL BE MANUFACTURED 1/4" (6.4 mm) SMALLER (SINGLE SECTION) AND 1/2" (12.7 mm) SMALLER (MULTIPLE SECTION) THAN GIVEN OPENING DIMENSIONS UNLESS OTHERWISE SPECIFIED

AVAILABLE ACCESSORIES		
<b>FINISH:</b> <ul style="list-style-type: none"> <li>• BAKED ENAMEL FINISH</li> <li>• DURANAR FINISH</li> <li>• ANODIZED FINISH                             <ul style="list-style-type: none"> <li>○ CLEAR ANODIZED</li> <li>○ LIGHT BRONZE</li> <li>○ MEDIUM BRONZE</li> <li>○ DARK BRONZE</li> <li>○ BLACK ANODIZED</li> </ul> </li> </ul>	<b>SCREENS:</b> <ul style="list-style-type: none"> <li>• BIRDSCREEN                             <ul style="list-style-type: none"> <li>○ 1/2" x 1/2" INTER CRIMPED ALUMINUM</li> <li>○ ALUMINUM BIRDSCREEN WITH FRAME</li> </ul> </li> <li>• INSECT SCREEN                             <ul style="list-style-type: none"> <li>○ 18 x 14 MESH</li> </ul> </li> </ul>	<b>BLANK-OFF PANELS (ALUMINUM):</b> VARIOUS GAUGES <ul style="list-style-type: none"> <li>• NON-INSULATED BLANK-OFF PANELS</li> <li>• INSULATED BLANK-OFF PANELS                                     <ul style="list-style-type: none"> <li>○ 1" (25.4 mm) INSULATION</li> <li>○ 2" (50.8 mm) INSULATION</li> </ul> </li> </ul>
<ul style="list-style-type: none"> <li>• EXTENDED SILLS</li> <li>• SECURITY BARS</li> <li>• FILTER RACKS</li> <li>• STAINLESS STEEL FASTENERS</li> <li>• HINGED ACCESS DOORS</li> <li>• ALL WELDED CONSTRUCTION</li> <li>• CUSTOM GEOMETRIC SHAPES</li> <li>• CONTINUOUS LINE CONSTRUCTION WITH HIDDEN MULLIONS TO PROVIDE AN UNINTERRUPTED APPEARANCE</li> </ul>		

DWG. 2720 APRIL 2023



LOUVERS & BACK DRAFT DAMPERS

**2720**  
7 1/2" DEEP STORMPROOF LOUVER

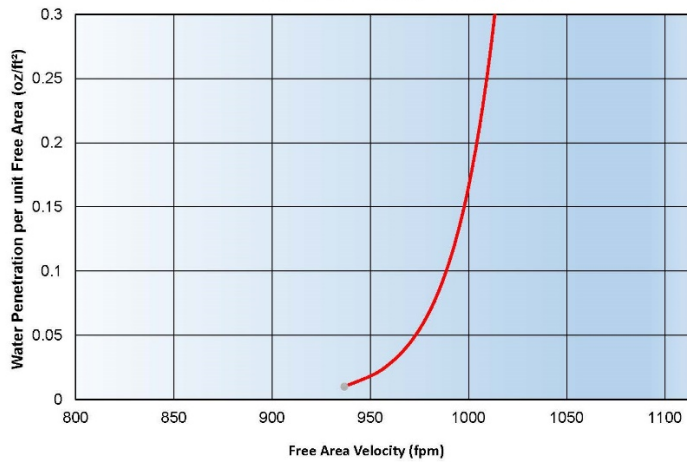
**FREE AREA (Sq. Ft.)**

**WIDTH (INCHES)**

HEIGHT (INCHES)	WIDTH (INCHES)															
	12	16	20	24	28	32	36	40	44	48	52	56	60	64	68	72
12	0.23	0.33	0.44	0.54	0.64	0.74	0.85	0.95	1.05	1.15	1.25	1.36	1.46	1.56	1.66	1.77
16	0.38	0.55	0.72	0.88	1.05	1.22	1.39	1.56	1.72	1.89	2.06	2.23	2.40	2.57	2.73	2.90
20	0.53	0.76	0.99	1.23	1.46	1.70	1.93	2.17	2.40	2.63	2.87	3.10	3.34	3.57	3.80	4.04
24	0.67	0.97	1.27	1.57	1.87	2.17	2.47	2.77	3.07	3.37	3.67	3.97	4.27	4.57	4.87	5.17
28	0.82	1.19	1.55	1.92	2.29	2.65	3.02	3.38	3.75	4.12	4.48	4.85	5.21	5.58	5.94	6.31
32	0.97	1.40	1.83	2.27	2.70	3.13	3.56	3.99	4.42	4.86	5.29	5.72	6.15	6.58	7.01	7.45
36	1.12	1.62	2.11	2.61	3.11	3.61	4.10	4.60	5.10	5.60	6.09	6.59	7.09	7.59	8.08	8.58
40	1.27	1.83	2.39	2.96	3.52	4.08	4.65	5.21	5.77	6.34	6.90	7.46	8.03	8.59	9.15	9.72
44	1.42	2.04	2.67	3.30	3.93	4.56	5.19	5.82	6.45	7.08	7.71	8.34	8.96	9.59	10.22	10.85
48	1.56	2.26	2.95	3.65	4.34	5.04	5.73	6.43	7.12	7.82	8.51	9.21	9.90	10.60	11.29	11.99
52	1.71	2.47	3.23	3.99	4.75	5.52	6.28	7.04	7.80	8.56	9.32	10.08	10.84	11.60	12.36	13.12
56	1.86	2.69	3.51	4.34	5.17	5.99	6.82	7.65	8.47	9.30	10.13	10.95	11.78	12.61	13.43	14.26
60	2.01	2.90	3.79	4.69	5.58	6.47	7.36	8.26	9.15	10.04	10.93	11.82	12.72	13.61	14.50	15.39
64	2.16	3.11	4.07	5.03	5.99	6.95	7.91	8.86	9.82	10.78	11.74	12.70	13.66	14.61	15.57	16.53
68	2.30	3.33	4.35	5.38	6.40	7.42	8.45	9.47	10.50	11.52	12.55	13.57	14.59	15.62	16.64	17.67
72	2.45	3.54	4.63	5.72	6.81	7.90	8.99	10.08	11.17	12.26	13.35	14.44	15.53	16.62	17.71	18.80
76	2.75	3.97	5.19	6.41	7.64	8.86	10.08	11.30	12.52	13.74	14.96	16.19	17.41	18.63	19.85	21.07
80	2.90	4.18	5.47	6.76	8.05	9.33	10.62	11.91	13.20	14.48	15.77	17.06	18.35	19.63	20.92	22.21
84	3.04	4.40	5.75	7.10	8.46	9.81	11.16	12.52	13.87	15.22	16.58	17.93	19.28	20.64	21.99	23.34
88	3.19	4.61	6.03	7.45	8.87	10.29	11.71	13.13	14.55	15.97	17.38	18.80	20.22	21.64	23.06	24.48
92	3.34	4.83	6.31	7.80	9.28	10.77	12.25	13.74	15.22	16.71	18.19	19.68	21.16	22.65	24.13	25.62
96	3.49	5.04	6.59	8.14	9.69	11.24	12.79	14.34	15.90	17.45	19.00	20.55	22.10	23.65	25.20	26.75
100	3.64	5.25	6.87	8.49	10.10	11.72	13.34	14.95	16.57	18.19	19.80	21.42	23.04	24.65	26.27	27.89
104	3.79	5.47	7.15	8.83	10.52	12.20	13.88	15.56	17.25	18.93	20.61	22.29	23.97	25.66	27.34	29.02
108	3.93	5.68	7.43	9.18	10.93	12.68	14.42	16.17	17.92	19.67	21.42	23.16	24.91	26.66	28.41	30.16
112	4.08	5.90	7.71	9.52	11.34	13.15	14.97	16.78	18.59	20.41	22.22	24.04	25.85	27.67	29.48	31.29
116	4.23	6.11	7.99	9.87	11.75	13.63	15.51	17.39	19.27	21.15	23.03	24.91	26.79	28.67	30.55	32.43
120	4.38	6.32	8.27	10.22	12.16	14.11	16.05	18.00	19.94	21.89	23.84	25.78	27.73	29.67	31.62	33.56

**WATER PENETRATION - 2720**

15 MINUTE DURATION, TEST SIZE 48" X 48"

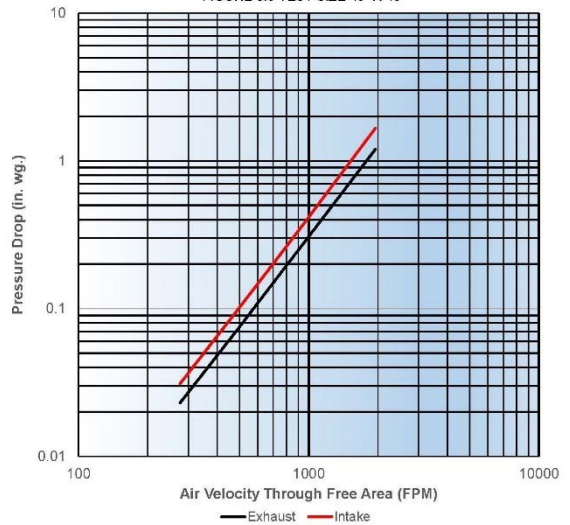


BEGINNING POINT OF WATER PENETRATION AT 0.01 oz/R2 FREE AREA IS 933 FPM

\*TEST RESULTS DO NOT INCLUDE THE EFFECTS OF BIRDSCREEN

**PRESSURE DROP 2720**

FIGURE 5.5 TEST SIZE 48" X 48"



**RECOMMENDED SPECIFICATION**

Furnish and install stationary louver model 2720 as manufactured by Ventex Inc, Alliston, Ontario. Louvers shall be 7 1/2" (191 mm) deep. Blades shall be 0.081" (2.06 mm) extruded 6063-T5 aluminum alloy and frame shall be 0.081" (2.06 mm) extruded 6063-T5 aluminum alloy. Louvers shall have 19 gauge galvanized 1/2" x 1/2" bird screen. All materials shall be factory finished after assembly with Polyester Power Coat in a color selected from the Ventex Color Chart.

**CERTIFIED RATINGS**

Ventex Inc. certifies that the models 2720 shown here are licensed to bear the AMCA Seal. The ratings shown are based on tests and procedures performed in accordance with AMCA Publication 511 and comply with the requirements of the AMCA Certified Ratings Program. The Certified Ratings Seal applies to air performance and water penetration ratings.



DWG. 2720 APRIL 2023