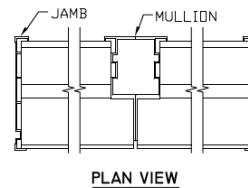
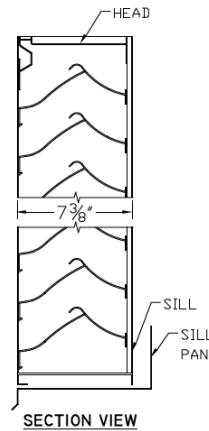


Model RS-7705
7" (177.8 mm) Storm Resistant Fixed Horizontal Louvre

Material:

Material:	6063-T6 Alloy
Nominal Thickness:	Head: 0.063" (1.60 mm) Sills, Jamb & Mullions: 0.081" (2.05 mm)
Nominal Blade Thickness:	0.075" (1.91 mm)
Additional Options (at additional cost):	Birdscreen: 12.7 mm welded stainless steel G304 mesh, 1 mm diameter wire. Insect screen (in lieu of bird screen), Continuous clip angles for attachment Sheet blank off, Insulated blank off Sill pans, Flange frames Integrated glazing frames.



Test Summary:

For a 4 Foot by 4 Foot Unit.
Tested with mill finish and no screen

- Free area = 8.00 ft² (0.743 m²)
- Percent free area = 50.0%
- Free area velocity at the point of beginning water penetration (@ 0.01oz. / ft² (3.18 mL/m²) of free area based on a 15 minute interval test) = 1,240 FPM (6.30 m/s)
- Intake pressure drop at 0.01 oz. / ft² (3.18 mL/m²) free area velocity = 0.43 in. H₂O (105.8 Pa)
- To maintain a CLASS A (99%) effectiveness rating* with:
 - a 29 mph wind speed and rainfall rate of 3 in/hr
 - Max. intake core velocity 2.5 m/s (483 FPM)
 - Max. intake free area velocity 4.4 m/s (871 FPM)

Discharge Coefficient
 Intake Cd = 0.26 (Class 3)

AMCA certifies the coefficient class only



Construction Specialties Australia Pty Ltd certifies louvre model RS-7705 shown herein is licensed to bear the AMCA Seal. The ratings shown are based on tests and procedures performed in accordance with AMCA Publication 511 and comply with the requirements of the AMCA Certified ratings Program. The AMCA Certified Ratings Seal applies to Wind Driven Rain ratings, Water Penetration Ratings and Air Performance ratings.



Wind Driven Rain Performance: *Tested with 1m² core area, mill finish and no screen**

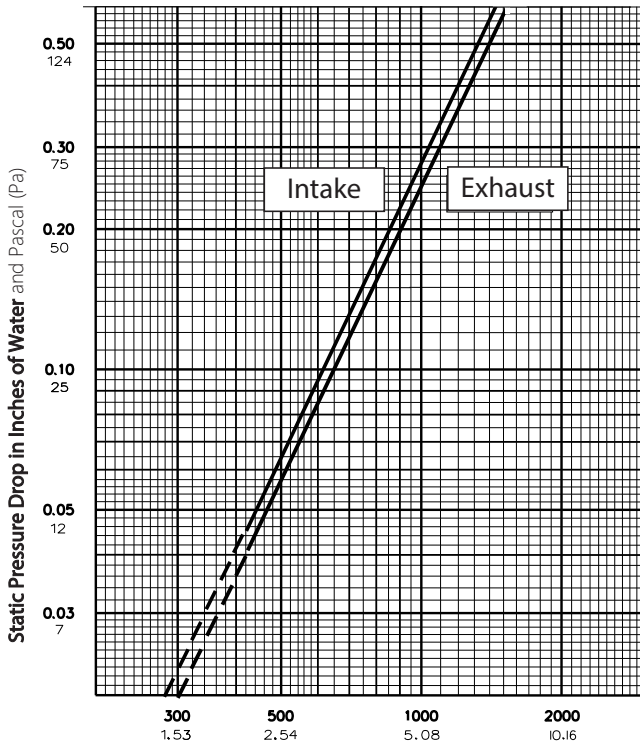
29.1 mph (13 m/s) & 3" (75 mm) rain per hour

Core Velocity Through Cal. Plate (m/s):	0.0	0.5	1.0	1.5	2.0	2.5	3.0	3.5	4.0	4.5	5.0
Core Velocity Through Louvre (ft/min):	0	132	197	295	374	483	584	680	758	870	991
Free Area Velocity (ft/min):	0	238	355	532	675	871	1054	1227	1368	1570	1788
Rating Effectiveness:	A	A	A	A	A	A	B	B	B	B	C
Effectiveness Ratio (%):	100	100	100	100	99.9	99.6	98.8	98.0	98.1	95.6	93.2
Effectiveness Rating:	A = 1 to 0.99			B = 0.989 to 0.95			C = 0.949 to 0.80			D = Below 0.80	

Model RS-7705
7" (177.8 mm) Storm Resistant Fixed Horizontal Louvre

Water Penetration Statement

AMCA defines the point of beginning water penetration as the free area velocity at which the AMCA water test has yielded 0.01 or less ounces of water per square foot of louvre free area during a 15-minute test period.



Free Area Velocity in Feet per Minute and Metre per Second (m/s)

Data corrected to standard air density.
 48" x 48" (1219 mm x 1219 mm) louvre tested to figure 5.5.

Free Area Table (Free area in sq.feet and sq. metres)

For additional sizes, please visit:

<https://www.c-sgroup.com/architectural-louvers/louvers-airflow-tool>

Width in Inches and Metres

	18	24	30	36	42	48	54	60	66	72	78	84	90
18	0.95	1.30	1.65	2.00	2.35	2.70	3.05	3.40	3.75	4.10	4.45	4.80	5.04
24	1.33	1.82	2.31	2.80	3.29	3.78	4.27	4.76	5.25	5.74	6.24	6.73	7.06
30	1.71	2.34	2.97	3.60	4.23	4.86	5.50	6.13	6.76	7.39	8.02	8.65	9.09
36	2.09	2.87	3.64	4.41	5.18	5.96	6.73	7.50	8.27	9.05	9.82	10.59	11.12
42	2.45	3.35	4.26	5.16	6.06	6.97	7.87	8.78	9.68	10.58	11.49	12.39	13.03
48	2.84	3.89	4.94	5.98	7.03	8.00	9.13	10.18	11.23	12.28	13.32	14.37	15.09
54	3.22	4.40	5.59	6.78	7.97	9.15	10.34	11.53	12.72	13.90	15.09	16.28	17.10
60	3.59	4.92	6.25	7.57	8.90	10.23	11.55	12.88	14.21	15.53	16.86	18.19	19.10
66	3.97	5.44	6.90	8.37	9.83	11.30	12.77	14.23	15.70	17.16	18.63	20.10	21.10
72	4.35	5.95	7.56	9.16	10.77	12.37	13.98	15.58	17.19	18.79	20.40	22.00	23.11
78	4.72	6.47	8.21	9.96	11.70	13.45	15.19	16.93	18.68	20.42	22.17	23.91	25.11
84	5.10	6.98	8.87	10.75	12.63	14.52	16.40	18.28	20.17	22.05	23.94	25.82	27.11
90	5.48	7.50	9.52	11.55	13.57	15.59	17.61	19.64	21.66	23.68	25.70	27.73	29.12
96	6.00	8.22	10.43	12.65	14.86	17.08	19.29	21.51	23.73	25.94	28.16	30.37	31.90
102	6.38	8.74	11.09	13.45	15.80	18.16	20.52	22.87	25.23	27.58	29.94	32.29	33.91
108	6.76	9.26	11.76	14.25	16.75	19.25	21.74	24.24	26.74	29.23	31.73	34.23	35.94
114	7.15	9.79	12.43	15.07	17.70	20.34	22.98	25.62	28.26	30.90	33.54	36.18	37.99
120	7.51	10.29	13.06	15.83	18.61	21.38	24.16	26.93	29.70	32.48	35.25	38.02	39.93
126	7.89	10.80	13.72	16.63	19.54	22.45	25.37	28.28	31.19	34.11	37.02	39.93	41.94
132	8.27	11.32	14.37	17.42	20.47	23.53	26.58	29.63	32.68	35.74	38.79	41.84	43.94
138	8.64	11.83	15.03	18.22	21.41	24.60	27.79	30.98	34.17	37.37	40.56	43.75	45.94
144	9.02	12.35	15.68	19.01	22.34	25.67	29.00	32.33	35.66	38.99	42.33	45.66	47.95
150	9.40	12.87	16.34	19.81	23.28	26.75	30.22	33.68	37.15	40.62	44.09	47.56	49.95
156	9.77	13.38	16.99	20.60	24.21	27.82	31.43	35.04	38.64	42.25	45.86	49.47	51.95
162	10.15	13.90	17.65	21.39	25.14	28.89	32.64	36.39	40.13	43.88	47.63	51.38	53.96
168	10.67	14.61	18.55	22.49	26.43	30.37	34.31	38.25	42.20	46.14	50.08	54.02	56.73
174	11.05	15.13	19.21	23.29	27.37	31.45	35.54	39.62	43.70	47.78	51.86	55.94	58.74
180	11.43	15.65	19.87	24.10	28.32	32.54	36.76	40.98	45.20	49.42	53.64	57.86	60.77
186	11.82	16.18	20.54	24.90	29.27	33.63	37.99	42.35	46.72	51.08	55.44	59.80	62.80
192	12.17	16.67	21.16	25.65	30.15	34.64	39.14	43.63	48.12	52.62	57.11	61.61	64.70
198	12.56	17.20	21.84	26.48	31.12	35.75	40.39	45.03	49.67	54.31	58.95	63.58	66.77

Height in Inches and Metres

Upper Numerals English Units/Lower Numerals Metric Units