Panasonic

Panasonic Marketing Middle East & Africa FZE
P.O. Box 17985, Jebel Ali Free Zone (South), Dubai, United Arab Emirates
Tel: +971-4-886 2142 | Fax: +971-4-886 2338 | Toll Free No: 800-7262 | Website: www.Panasonic.com

- Actual colors may vary slightly from shown.
- Specifications are subject to change without prior notice.

CATALOG NO: P-AMCA003
January 2023

Panasonic

# WALL-MOUNT VENTILATING FAN

# FEATURES

## 1 SMART DESIGN

Adapted the new flat design, creates a feeling of floating on the wall upon installation. Even for the louver series, the louver design is slim. The minimalistic design allows the ventilating fan assimilate into the space easily.

**Only applicable for model:**
FV-20AU1/FV-25AU1/FV-30AU1/
FV-20AL1/FV-25AL1/FV-30AL1/

## 2 NEW HALF PITCH MOTOR & BEARING

**Bearing**



**"HP Motor" and "Bearing" are used**

All models adopt half pitch condenser motor and long life bearing that prolongs the product durability, with average 30,000 hours life. They also enable energy saving.

## 3 EQUIPPED WITH THERMAL FUSE

All motors are equipped with thermal fuses which stop the operation of the fans when they are overheated. It can prevent further temperature rise and reduce the risk of potential fire hazard of the motors.

## 4 SILENT STREAM FAN

**Only applicable for model:**
FV-20AU1/FV-25AU1/FV-30AU1/
FV-20AL1/FV-25AL1/FV-30AL1/

Silent Stream Fan

New Blade design applies advanced aerodynamic principle that optimizes the design of blade shape.

**3D Sickle Blade**

New Blade design adopts an increased blade size and airfoil curve optimization. It can increase the air volume by adjusting the blade shape to match the airflow. Also, it can lower the noise by evening the airflow velocity from the silent wing.



# AUTOMATIC SHUTTER SERIES

## FV-20AU1 / FV-25AU1 / FV-30AU1

- Flat surface design
- Silent stream blade
- HP condenser motor with thermal cut-off
- Well-lubricated bearing for long life operation
- Automatic shutter
- Single speed

## DIMENSION Unit: mm

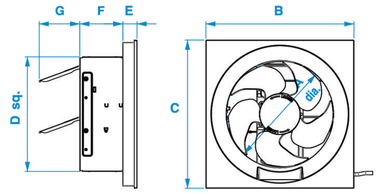


FV-20AU1

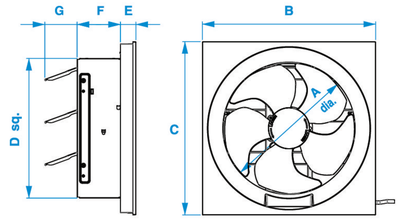


FV-25AU1 / FV-30AU1

| Model | A | B | C | D | E | F | G |
|---|---|---|---|---|---|---|---|
| FV-20AU1 | 223 | 310 | 310 | 240 | 30 | 90 | 85 |
| FV-25AU1 | 273 | 360 | 360 | 290 | 32 | 90 | 67 |
| FV-30AU1 | 317 | 410 | 410 | 340 | 32 | 90 | 83 |

Panasonic Electric Works Vietnam Co., Ltd. certifies that the wall mount series models FV-AU1 shown herein are licensed to bear the AMCA Seal. The ratings shown are based on tests and procedures performed in accordance with AMCA Publication 211 and AMCA Publication 311 and comply with the requirements of the AMCA Certified Ratings Program.

## SPECIFICATION

| Model | Voltage | Frequency | CFM/SONE AT STATIC Pressure (ps-inches of $H_2O$) | | | | | RPM | Watts* | Watts** |
|---|---|---|---|---|---|---|---|---|---|---|
| | | | inches of $H_2O$ | 0 | 0.02 | 0.04 | 0.06 | | For AMCA | For IEC |
| FV-20AU1 | 220V | 60Hz | CFM | 370 | 328 | 274 | 227 | 1,430 | 23.5 | 22.0 |
| | | | Sones | 2.1 | 2.1 | 2.2 | 2.5 | | | |
| | 240V | 50Hz | CFM | 339 | 295 | 257 | 200 | 1,303 | 23.0 | 21.5 |
| | | | Sones | 2.0 | 2.1 | 2.0 | 4.5 | | | |
| FV-25AU1 | 220V | 60Hz | CFM | 542 | 504 | 460 | 361 | 1,387 | 33.2 | 31.0 |
| | | | Sones | 2.4 | 2.3 | 1.9 | 2.5 | | | |
| | 240V | 50Hz | CFM | 542 | 493 | 443 | 394 | 1,252 | 31.0 | 29.0 |
| | | | Sones | 3.6 | 3.2 | 3.0 | 3.1 | | | |
| FV-30AU1 | 220V | 60Hz | CFM | 655 | 567 | 456 | 242 | 938 | 35.3 | 33.0 |
| | | | Sones | 2.0 | 1.6 | 1.9 | 2.4 | | | |
| | 240V | 50Hz | CFM | 696 | 580 | 491 | 340 | 964 | 34.8 | 32.5 |
| | | | Sones | 2.0 | 1.8 | 1.6 | 2.2 | | | |

Performance certified is for installation type A: Free inlet, Free outlet with partition. Performance ratings include the effects of a backdraft shutter for Model AU1. The speed (RPM) and Watts rating shown are at the static pressure of 0 inch of $H_2O$. The sound ratings shown are loudness values in fan sones at 5 ft. (1.5m) in a hemispherical free field calculated per AMCA International Standard 301. Values shown are for installation type A: Free inlet hemispherical sone levels.
*the Watts rating only for AMCA test method and it is at the static pressure of 0 inch of $H_2O$.
**the Watts rating only for IEC test method and the AMCA Certified Ratings Seal does not apply to IEC test method watts.

# AUTOMATIC SHUTTER LOUVER SERIES

## FV-20AL1 / FV-25AL1 / FV-30AL1

- Louver for protection
- Slim louver design
- Silent stream blade
- HP condenser motor with thermal cut-off
- Well-lubricated bearing for long life operation
- Automatic shutter
- Single speed

## DIMENSION Unit: mm

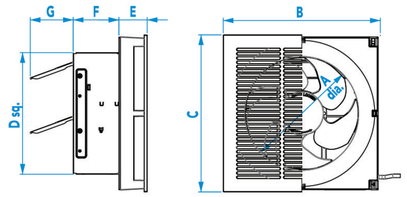


FV-20AL1

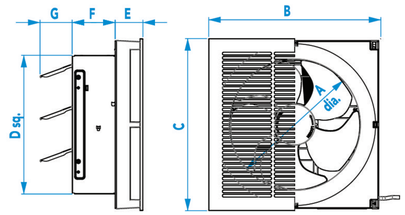


FV-25AL1 / FV-30AL1

| Model | A | B | C | D | E | F | G |
|---|---|---|---|---|---|---|---|
| FV-20AL1 | 223 | 310 | 310 | 240 | 56 | 90 | 85 |
| FV-25AL1 | 273 | 360 | 360 | 290 | 58 | 90 | 67 |
| FV-30AL1 | 317 | 410 | 410 | 340 | 58 | 90 | 83 |

Panasonic Electric Works Vietnam Co., Ltd. certifies that the wall mount series models FV-AL1 shown herein are licensed to bear the AMCA Seal. The ratings shown are based on tests and procedures performed in accordance with AMCA Publication 211 and AMCA Publication 311 and comply with the requirements of the AMCA Certified Ratings Program.

## SPECIFICATION

| Model | Voltage | Frequency | CFM/SONE AT STATIC Pressure (ps-inches of $H_2O$) | | | | | RPM | Watts* | Watts** |
|---|---|---|---|---|---|---|---|---|---|---|
| | | | inches of $H_2O$ | 0 | 0.02 | 0.04 | 0.06 | | For AMCA | For IEC |
| FV-20AL1 | 220V | 60Hz | CFM | 334 | 296 | 256 | 197 | 1,398 | 23.5 | 22.0 |
| | | | Sones | 2.8 | 2.7 | 3.1 | 3.9 | | | |
| | 240V | 50Hz | CFM | 301 | 274 | 234 | 175 | 1,278 | 23.0 | 21.5 |
| | | | Sones | 2.5 | 2.5 | 2.7 | 2.8 | | | |
| FV-25AL1 | 220V | 60Hz | CFM | 471 | 411 | 350 | 250 | 1,224 | 33.2 | 31.0 |
| | | | Sones | 3.4 | 3.2 | 2.9 | 3.0 | | | |
| | 240V | 50Hz | CFM | 482 | 438 | 389 | 328 | 1,217 | 32.1 | 30.0 |
| | | | Sones | 4.2 | 4.1 | 3.8 | 3.8 | | | |
| FV-30AL1 | 220V | 60Hz | CFM | 510 | 446 | 372 | 219 | 867 | 35.3 | 33.0 |
| | | | Sones | 2.5 | 2.0 | 3.0 | 2.1 | | | |
| | 240V | 50Hz | CFM | 571 | 494 | 411 | 263 | 896 | 35.3 | 32.5 |
| | | | Sones | 3.1 | 2.6 | 2.5 | 3.3 | | | |

Performance certified is for installation type A: Free inlet, Free outlet with partition. Performance ratings include the effects of inlet grille and backdraft shutter for Model AL1. The speed (RPM) and Watts rating shown are at the static pressure of 0 inch of $H_2O$. The sound ratings shown are loudness values in fan sones at 5 ft. (1.5m) in a hemispherical free field calculated per AMCA International Standard 301. Values shown are for installation type A: Free inlet hemispherical sone levels.
*the Watts rating only for AMCA test method and it is at the static pressure of 0 inch of $H_2O$.
**the Watts rating only for IEC test method and the AMCA Certified Ratings Seal does not apply to IEC test method watts.



# SPECIFICATIONS

| Series | Model | Voltage [V] | Frequency [Hz] | CFM/SONE AT STATIC Pressure (ps-inches of $H_2O$) | | | | | RPM | Watts* | Watts** |
|---|---|---|---|---|---|---|---|---|---|---|---|
| | | | | inches of $H_2O$ | 0 | 0.02 | 0.04 | 0.06 | | For AMCA | For IEC |
| AUTOMATIC SHUTTER | FV-20AU1 | 220 | 60 | CFM | 370 | 328 | 274 | 227 | 1,430 | 23.5 | 22.0 |
| | | | | SONES | 2.1 | 2.1 | 2.2 | 2.5 | | | |
| | | 240 | 50 | CFM | 339 | 295 | 257 | 200 | 1,303 | 23.0 | 21.5 |
| | | | | SONES | 2.0 | 2.1 | 2.0 | 4.5 | | | |
| | FV-25AU1 | 220 | 60 | CFM | 542 | 504 | 460 | 361 | 1,387 | 33.2 | 31.0 |
| | | | | SONES | 2.4 | 2.3 | 1.9 | 2.5 | | | |
| | | 240 | 50 | CFM | 542 | 493 | 443 | 394 | 1,252 | 31.0 | 29.0 |
| | | | | SONES | 3.6 | 3.2 | 3.0 | 3.1 | | | |
| | FV-30AU1 | 220 | 60 | CFM | 655 | 567 | 456 | 242 | 938 | 35.3 | 33.0 |
| | | | | SONES | 2.0 | 1.6 | 1.9 | 2.4 | | | |
| | | 240 | 50 | CFM | 696 | 580 | 491 | 340 | 964 | 34.8 | 32.5 |
| | | | | SONES | 2.0 | 1.8 | 1.6 | 2.2 | | | |
| AUTOMATIC SHUTTER LOUVER | FV-20AL1 | 220 | 60 | CFM | 334 | 296 | 256 | 197 | 1,398 | 23.5 | 22.0 |
| | | | | SONES | 2.8 | 2.7 | 3.1 | 3.9 | | | |
| | | 240 | 50 | CFM | 301 | 274 | 234 | 175 | 1,278 | 23.0 | 21.5 |
| | | | | SONES | 2.5 | 2.5 | 2.7 | 2.8 | | | |
| | FV-25AL1 | 220 | 60 | CFM | 471 | 411 | 350 | 250 | 1,224 | 33.2 | 31.0 |
| | | | | SONES | 3.4 | 3.2 | 2.9 | 3.0 | | | |
| | | 240 | 50 | CFM | 482 | 438 | 389 | 328 | 1,217 | 32.1 | 30.0 |
| | | | | SONES | 4.2 | 4.1 | 3.8 | 3.8 | | | |
| | FV-30AL1 | 220 | 60 | CFM | 510 | 446 | 372 | 219 | 867 | 35.3 | 33.0 |
| | | | | SONES | 2.5 | 2.0 | 3.0 | 2.1 | | | |
| | | 240 | 50 | CFM | 571 | 494 | 411 | 263 | 896 | 35.3 | 32.5 |
| | | | | SONES | 3.1 | 2.6 | 2.5 | 3.3 | | | |

Performance certified is for installation type A: Free inlet, Free outlet with partition. Performance ratings include the effects of backdraft shutter for Model AU1. Performance ratings include the effects of inlet grille and backdraft shutter for Model AL1. The speed (RPM) and Watts rating shown are at the static pressure of 0 inch of $H_2O$. The sound ratings shown are loudness values in fan sones at 5 ft. (1.5m) in a hemispherical free field calculated per AMCA International Standard 301. Values shown are for installation type A: Free inlet hemispherical sone levels.
*the Watts rating only for AMCA test method and it is at the static pressure of 0 inch of $H_2O$.
**the Watts rating only for IEC test method and the AMCA Certified Ratings Seal does not apply to IEC test method watts.