



# ARCHITECTURAL CONTOUR 8

Ambient (Unheated) Air Curtain

## Data Sheet

Recommended for Mounting Heights to 8' (environmental separation) and 7' (insect control)

### STANDARD CONSTRUCTION

- 8 1/4" high x 20" deep
- 1/5 hp motor(s) - ten speeds
- Factory installed Intelliswitch™ digital controller
- Clear satin anodized aluminum exterior
- Wall or Top Mounting
- High efficiency, low noise, articulating, three vane, Pro-V Nozzle
- Filter (washable)

### OPTIONS

- 1/5 hp EC motor(s) - ten speeds
- Custom Color or Stainless
- Rear cover for top mounting to conceal fasteners
- Berner AIR™ (smart controller & app, includes BACnet)

Energy Codes ASHRAE 90.1-2019, IECC 2018, and ASHRAE 189.1 vestibule exception validated by AMCA certification. Refer to Velocity Projection Chart below for information.



Berner International Corporation certifies that the air curtains shown herein are licensed to bear the AMCA Seal. The ratings shown are based on tests and procedures performed in accordance with AMCA Publication 211 and comply with the requirements of the AMCA Certified Ratings Program. Rated data shown is for base (unheated) units. The AMCA Certified Ratings Seal applies to airflow rate, average outlet velocity, outlet velocity uniformity, velocity projection and power rating at free delivery only.

5 Year  
Limited  
Warranty



MODEL	Nozzle Width (in)	Max Vel. at Nozzle (fpm)	Avg. Outlet Vel. (fpm)	Air Volume (cfm)	Outlet Vel. Uniformity	Power Rating (kW)	Motor(s) @ hp	Net Wt. (lbs)
AC08-E-1036A	36.00	2,308	1,758	989	85%	0.21	1 @ 1/5	43
AC08-E-1042A	42.00	2,425	1,778	1,167	83%	0.24	1 @ 1/5	48
AC08-E-1048A	48.00	2,417	1,827	1,370	80%	0.26	1 @ 1/5	53
AC08-E-1060A	59.00	2,276	1,827	1,684	81%	0.33	1 @ 1/5	64
AC08-E-1072A	72.00	2,185	1,648	1,854	84%	0.35	1 @ 1/5	74
AC08-E-2084A	84.00	2,425	1,778	2,334	83%	0.47	2 @ 1/5	96
AC08-E-2096A	96.00	2,417	1,827	2,740	80%	0.53	2 @ 1/5	106
AC08-E-2108A	108.00	2,417	1,810	3,054	80%	0.60	2 @ 1/5	117
AC08-E-2120A	118.00	2,276	1,827	3,368	81%	0.67	2 @ 1/5	128

See sheet EP-260E for amp draws/total load requirements.

600/3/60 power supply includes transformer housing, See drawing AC08-E-AMB-600

### MODEL NUMBER CONFIGURATION

AC08-E-1 036 A A-AC-WCA-SS

Series	Version	# of Motors	Opening Width	Heat	Voltage	Motor Type	Opt. Control	Opt. Cabinet Finish
AC08	E	1, 2	036" - 120"	A=Ambient	<b>AC &amp; EC motors</b> A = 120/1/60* B = 208/1/60 J = 240/1/60 V = 220/1/50 A-XI = 600/3/60 † <b>EC motors only</b> W = 277/1/60 †	AC= Standard Motor EC= Optional Motor	WCA= Berner AIR™ smart control	SS=Stainless Steel CC=Custom Color

\*Suitable for 50 Hz  
† Add 5" for transformer housing

for Standard offering, leave options (Opt.) blank

Sound level measured 10' (3m) from the unit in free field:

1 motor: Min./Max. Speed: 49/55 dBA

2 motors: Min./Max. Speed: 52/58 dBA

Sound data is not AMCA certified.

### VELOCITY PROJECTION: Model AC08-E-1036A

Distance from Nozzle (in)	40	80	120
Core Velocity (fpm)	874	766	576
Uniformity (%)	90%	88%	87%

ASHRAE 90.1-2019 vestibule exception requires, "a jet velocity of not less than 6.6 feet per second (400 fpm; 2.0 m/s) at 6.0 in (15 cm) above the floor."

Berner reserves the right to alter specifications without prior notice.

www.berner.com Berner International 800.245.4455  
111 Progress Ave. / New Castle / PA / 16101 / USA

DS-260E  
February, 2022

©Copyright, 2022 Berner International



# ARCHITECTURAL CONTOUR 8

Ambient (Unheated) Air Curtain  
Electrical Performance Sheet

120/1/60 (voltage code A) MOTOR AMP DRAW = 3.4 each				208/1/60 (voltage code B) MOTOR AMP DRAW = 1.7 each			240/1/60 (voltage code J) or 220/1/50 (voltage code V) MOTOR AMP DRAW = 1.7 each		
MODEL	# CKTS	AMPS PER CIRCUIT	BREAKER RATING PER CIRCUIT	# CKTS	AMPS PER CIRCUIT	BREAKER RATING PER CIRCUIT	# CKTS	AMPS PER CIRCUIT	BREAKER RATING PER CIRCUIT
AC08-E-1036A AC08-E-1042A AC08-E-1048A AC08-E-1060A AC08-E-1072A	1	3.4	15	1	1.7	15	1	1.7	15
AC08-E-2084A AC08-E-2096A AC08-E-2108A AC08-E-2120A	1	6.8	15	1	3.4	15	1	3.4	15

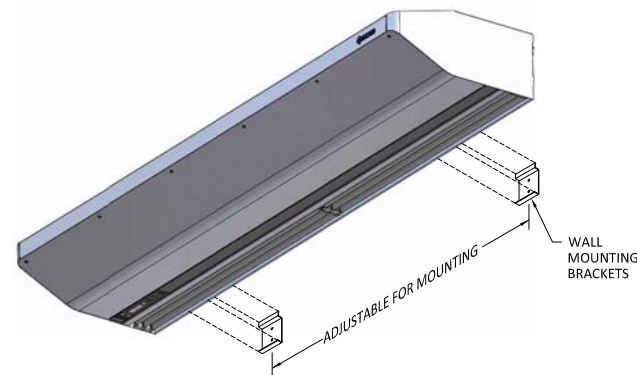
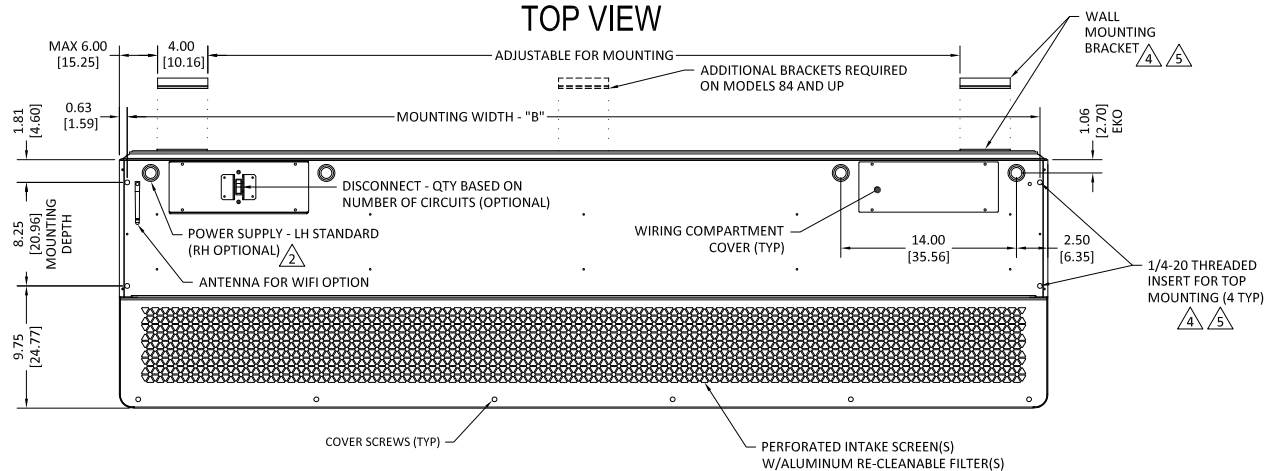
  

600/3/60 (voltage code A-XI) XFMR 600/120 0.5kVA per MTR @0.8 each MOTOR AMP DRAW = 3.4 each @ 120V				* Consult Factory 277/1/60 (voltage code W) MOTOR AMP DRAW = ** each		
MODEL	# CKTS	AMPS PER CIRCUIT	BREAKER RATING PER CIRCUIT	# CKTS	AMPS PER CIRCUIT	BREAKER RATING PER CIRCUIT
AC08-E-1036A AC08-E-1042A AC08-E-1048A AC08-E-1060A AC08-E-1072A	1	0.8	15	*	*	*
AC08-E-2084A AC08-E-2096A AC08-E-2108A AC08-E-2120A	1	1.6	15	*	*	*

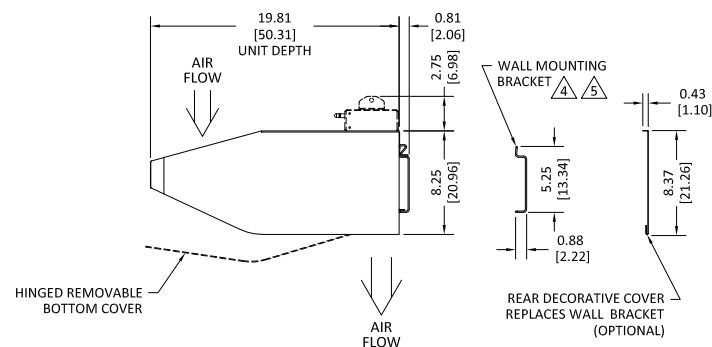
Berner reserves the right to alter specifications without prior notice.

# AC08-E AMBIENT (UNHEATED) SYSTEM: 120 - 277V & 380V

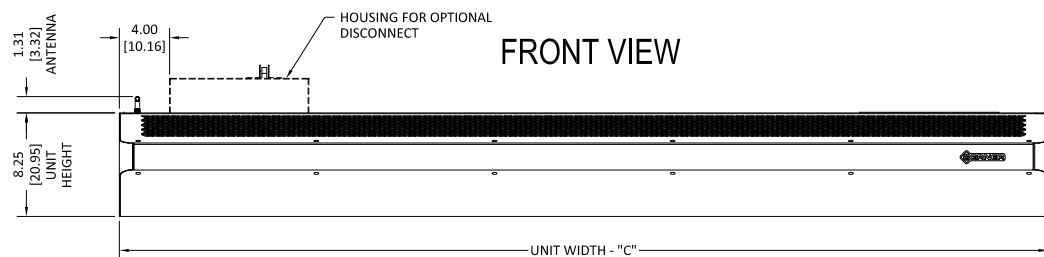
## TOP VIEW



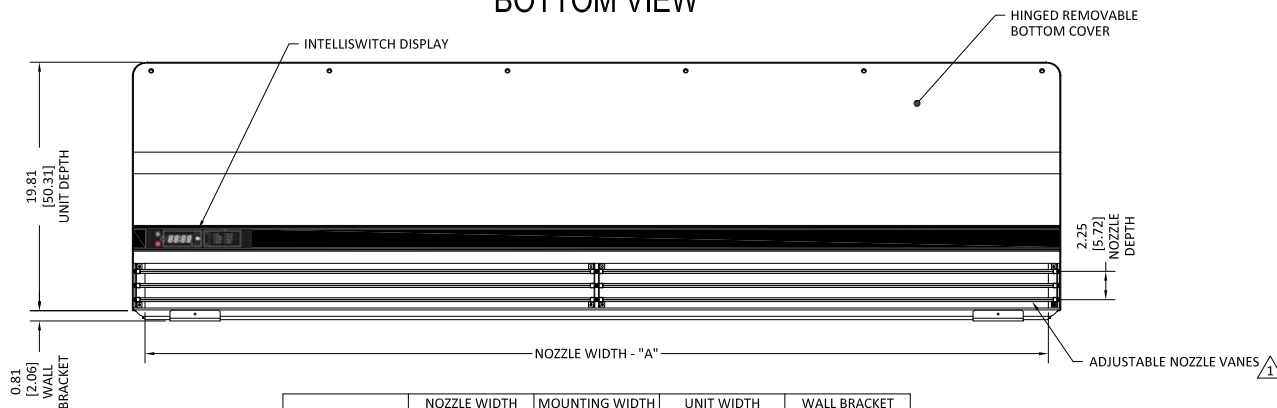
## END VIEW



## FRONT VIEW



## BOTTOM VIEW



MODEL	NOZZLE WIDTH "A"	MOUNTING WIDTH "B"	UNIT WIDTH "C"	WALL BRACKET QTY
AC08-E-1036A	36.00 [91.44]	36.75 [93.35]	38.00 [96.52]	2
AC08-E-1042A	42.00 [106.68]	42.75 [108.59]	44.00 [111.76]	2
AC08-E-1048A	48.00 [121.92]	48.75 [123.83]	50.00 [127.00]	2
AC08-E-1060A	59.00 [149.86]	59.75 [151.76]	61.00 [154.94]	2
AC08-E-1072A	72.00 [182.88]	72.75 [184.79]	74.00 [187.96]	2
AC08-E-2084A	84.00 [213.36]	84.75 [215.27]	86.00 [218.44]	3
AC08-E-2096A	96.00 [243.84]	96.75 [245.75]	98.00 [248.92]	3
AC08-E-2108A	108.00 [274.32]	108.75 [276.23]	110.00 [279.40]	3
AC08-E-2120A	118.00 [299.72]	118.75 [301.63]	120.00 [304.80]	3

## NOTES:

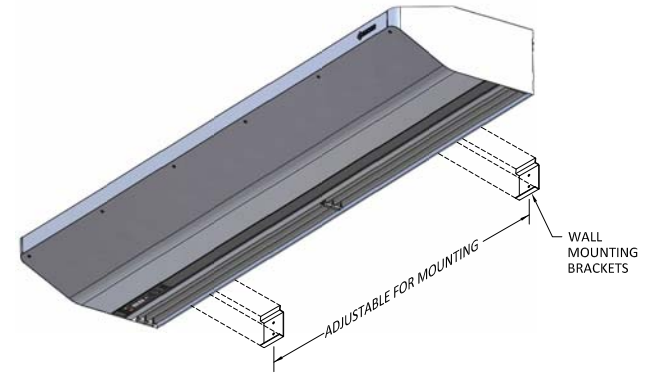
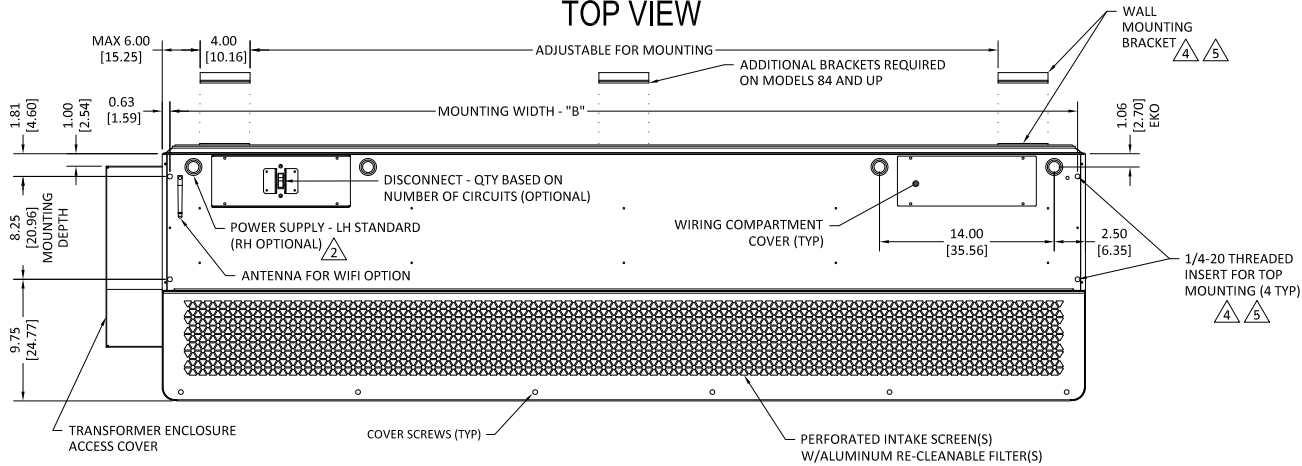
- 1 AIR CURTAIN MUST BE INSTALLED SO AIR STREAM IS NOT OBSTRUCTED WHEN DEFLECTED 20° TO EITHER SIDE OF C.
- 2 ELECTRICAL CONNECTIONS TO BE FLEXIBLE.
- 3 FIELD VERIFY DIMENSIONS.
- 4 ANCHORS TO SUPPORTING STRUCTURE BY OTHERS.
- 5 ADEQUACY OF SUPPORTING STRUCTURE IS TO BE VERIFIED BY A PROFESSIONAL STRUCTURAL ENGINEER.
- 6 THE LAST CHARACTER IN THE MODEL NUMBER - "A" DESIGNATES AMBIENT (UNHEATED) UNIT.
- 7 DIMENSIONS IN INCHES [CENTIMETERS].

SHEET 1 OF 1

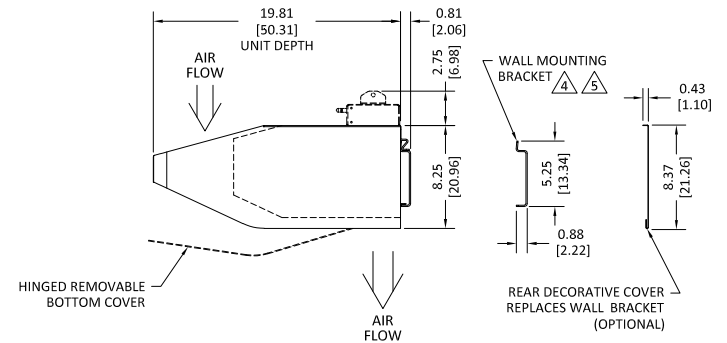
PROJECT		REV	-
LOCATION			
ARCHITECT			
ENGINEER			
DWG. NO.	AC08-E-AMB	TITLE:	<b>BERNER</b>
DATE	22FEB2022		MODEL AC08-E AIR CURTAIN 120 - 277V & 380V AMBIENT (UNHEATED) SYSTEM
BY	S. Beil		
REPLACES	02FEB2022		
BY	D. Johnson		BERNER INTERNATIONAL CORP. NEW CASTLE, PA.

# AC08-E AMBIENT [UNHEATED] SYSTEM: 600V

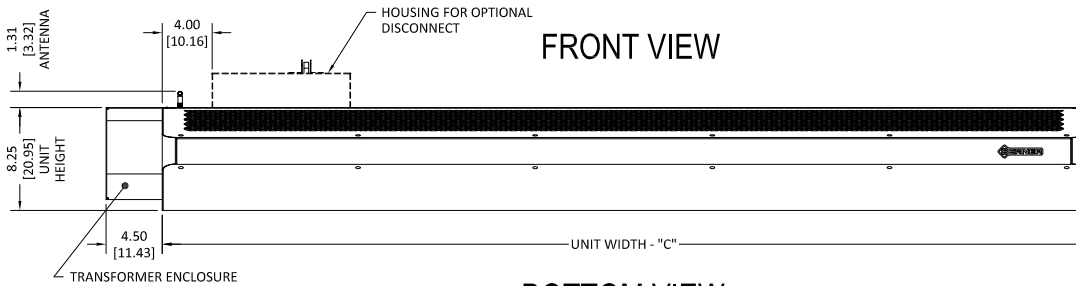
## TOP VIEW



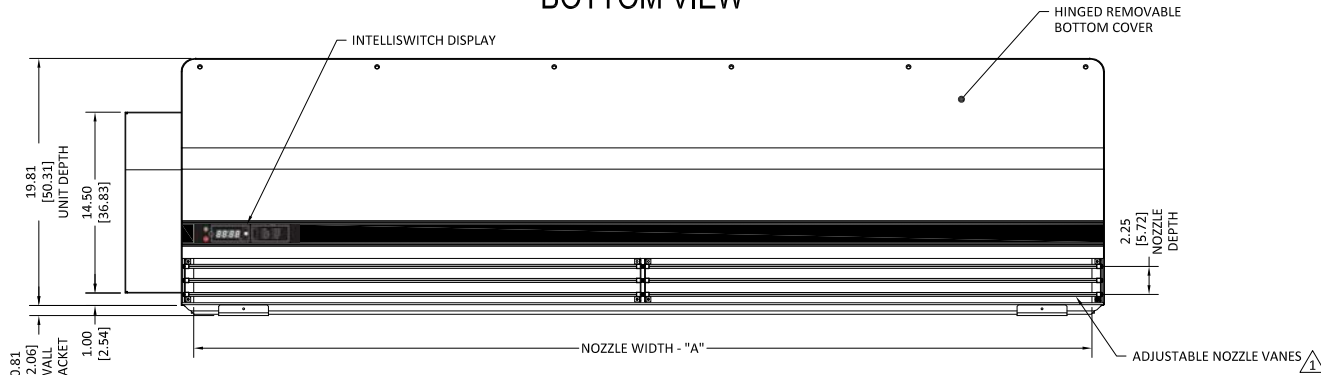
## END VIEW



## FRONT VIEW



## BOTTOM VIEW



MODEL	NOZZLE WIDTH "A"	MOUNTING WIDTH "B"	UNIT WIDTH "C"	WALL BRACKET QTY
AC08-E-1036A	36.00 [91.44]	36.75 [93.35]	38.00 [96.52]	2
AC08-E-1042A	42.00 [106.68]	42.75 [108.59]	44.00 [111.76]	2
AC08-E-1048A	48.00 [121.92]	48.75 [123.83]	50.00 [127.00]	2
AC08-E-1060A	59.00 [149.86]	59.75 [151.76]	61.00 [154.94]	2
AC08-E-1072A	72.00 [182.88]	72.75 [184.79]	74.00 [187.96]	2
AC08-E-2084A	84.00 [213.36]	84.75 [215.27]	86.00 [218.44]	3
AC08-E-2096A	96.00 [243.84]	96.75 [245.75]	98.00 [248.92]	3
AC08-E-2108A	108.00 [274.32]	108.75 [276.23]	110.00 [279.40]	3
AC08-E-2120A	118.00 [299.72]	118.75 [301.63]	120.00 [304.80]	3

## NOTES:

- AIR CURTAIN MUST BE INSTALLED SO AIR STREAM IS NOT OBSTRUCTED WHEN DEFLECTED 20° TO EITHER SIDE OF Q.
- ELECTRICAL CONNECTIONS TO BE FLEXIBLE.
- FIELD VERIFY DIMENSIONS.
- ANCHORS TO SUPPORTING STRUCTURE BY OTHERS.
- ADEQUACY OF SUPPORTING STRUCTURE IS TO BE VERIFIED BY A PROFESSIONAL STRUCTURAL ENGINEER.
- THE LAST CHARACTER IN THE MODEL NUMBER - "A" DESIGNATES AMBIENT (UNHEATED) UNIT.
- DIMENSIONS IN INCHES [CENTIMETERS].

SHEET 1 OF 1

PROJECT		REV	-
LOCATION			
ARCHITECT			
ENGINEER			
DWG. NO.	AC08-E-AMB-600	TITLE:	<b>BERNER</b>
DATE	22FEB2022		MODEL AC08-E AIR CURTAIN 600V
BY	S. Beil		AMBIENT (UNHEATED) SYSTEM
REPLACES	02FEB2022		
BY	D. Johnson		BERNER INTERNATIONAL CORP. NEW CASTLE, PA.