



离心风机系列

Centrifugal Fans Series

S Y Q

企业简介

浙江亿利达风机股份有限公司成立于1994年，是国内规模最大的空调风机、工程风机生产企业之一，公司总部位于浙江台州，总占地面积148000平方米，总资产3亿余元。旗下设有广东亿利达风机有限公司与宁波丰源工贸有限公司，并与德国华德公司合资成立了台州华德通风机有限公司。

1998年亿利达在行业内率先通过ISO9001质量管理体系认证;2001年成为美国AMCA协会会员,按美国AMCA标准要求建立了风机综合性能试验室；2005年通过ISO14001环境体系认证；“亿利达”连续多次被评为浙江省著名商标、浙江省名牌产品。

公司开发生产的离心风机、轴流风机、箱式风机、屋顶风机、管道风机等系列产品，经权威机构检测和广大客户使用，性能达到国内领先水平，是行业的主导产品，多项产品列为国家重点新产品、国家级火炬计划项目、通过AMCA 产品认证。产品广泛应用于通风系统、制冷空调等行业。

公司以“致力风机产业发展、开发节能环保产品、树立行业精品典范、打造国际知名品牌”为企业使命，拥有完善的服务体系及良好的信誉，为顾客提供最具性价比的产品和服务，努力打造具有国际竞争力的知名品牌。

亿利达以先进的管理理念以及完善的质量保证体系为基础，不断吸收和引进具有先进水平的高新技术，积极推进产品的持续改进和技术创新，确保每一个生产环节都得到严格的控制，使亿利达始终趋于行业领先地位。

Introduction Of Enterprise

Zhejiang Yilida Ventilator Co., Ltd. established in 1994 is one of the largest A/C ventilator and industry ventilator manufacturers in China. Its headquarter locates in Taizhou, Zhejiang, with a total 148,000 square meters and more than 3 hundred million RMB of total assets. It has two subsidiaries: GuangDong Yilida Ventilator Co., Ltd. and Ningbo FengYuan Industrial Trade Co., Ltd. Moreover, the company and WOLTER have set up a new joint venture company, Taizhou Wolter Ventilation Co., Ltd.

Zhejiang Yilida Ventilator Co., Ltd. passed ISO9001 quality system certification in 1998, and is the first company in the industry to get such a certificate; it became a member of AMCA International in 2001, and established a ventilator laboratory for comprehensive performance according to AMCA International; and it was awarded ISO14001 environment system certificate in 2005. “YILIDA” is awarded Zhejiang Province’ s famous trademark and the products are recognized as Zhejiang Province well-known brands in consecutive years.

The line of products, including centrifugal fans, axial fans, cabinet fans, roof fans and duct fans etc. are tested by such authority inspection institutions and validated by most customers. Consequently, they are proved to be at the advanced level in China and stand on the outstanding position in this industry. Most of the products are enlisted into national key new products and Nation Torch project, and licensed to bear the AMCA seal. The products are widely used in Refrigeration Air Conditioning, ventilation system and other various industries.

Zhejiang Yilida Ventilator Co., Ltd’ s mission statement: “Dedicate to the development of ventilator industry; develop the energy-saving, environmental products; set up the model of industry; and create a world-known brand” . Yilida will provide customers the most reliable products with very competitive price and high efficient service to build well-known brand in international Competition.

On the basis of the advanced management idea and perfect quality system, Yilida constantly absorbs and adapts the new advanced technology; actively promote the products, precisely control the quality in each of working process, as a result, to keep it standing on the leading position in the industry.

CONTENTS

目录

01-06

SYQ系列风机



SYQ系列风机产品说明

Explanation of SYQ Duct Fans Series

01-06

SYQ系列风机性能曲线

SYQ Series Ventilator Performance Chart

07-21

SYQ系列风机外形尺寸

SYQ Series Ventilator Overall and Dimension

22-31

SYQ系列风机运行极限

SYQ Series Ventilator Operational Limits

32

SYQ 系列离心式空调风机

CENTRIFUGAL VENTILATORS

概述

SYQ系列后向离心式空调风机采用国际同类产品先进技术自行开发，通过了AMCA国际认证并取得AMCA印章。该样本列出的从200~1000的15种规格风机，流量范围从1000m³/h~120000m³/h，全压从200Pa~3000Pa。SYQ系列风机采用直板式叶轮，具有效率高、噪声低、耗能少、通用形强，安全形好等特点。广泛应用于各类中央空调机组及其它暖通空调、净化、通风等空调系统。

Outline

The SYQ series of centrifugal fans with backward blade was developed by using international advanced technologies. They are licensed to bear the AMCA Seal. The SYQ Series includes 15 models as described in this brochure. The volume flow ranges of the SYQ Series varies from 1,000 cubic meters per hour to 120,000 cubic meters per hour, and pressure range from 200 Pa to 3,000 Pa. Some of the features and characteristics of these ventilators are: backward impeller blading, a wide range of applications, high efficiency, low noise, and low power consumption. These ventilators are ideal for use in central air conditioning systems, heating and ventilating air conditioning systems, and in purifiers. They are also suitable for use in a number of other ventilator applications.



Zhejiang Yilida Ventilator Co., LTD. certifies that the SYQ Centrifugal Ventilators shown herein are licensed to bear the AMCA Seal. The ratings shown are based on tests and procedures performed in accordance with AMCA Publication 211 and AMCA Publication 311 and comply with the requirements of the AMCA Certified Ratings Program.

All of the Centrifugal Ventilators described herein are licensed to bear the AMCA Seal, and their certified ratings are shown on pages 07 through 21.

浙江亿利达风机股份有限公司特此证明，此处所示SYQ系列离心风机获得了加盖AMCA印章的授权。所示额定值系根据AMCA出版物211和AMCA出版物311所进行测试和程序确定，并符合AMCA认证额定值计划的要求。

这里描述的所有离心风机都已经取得了AMCA印章，他们的认证数据见第07到21页。

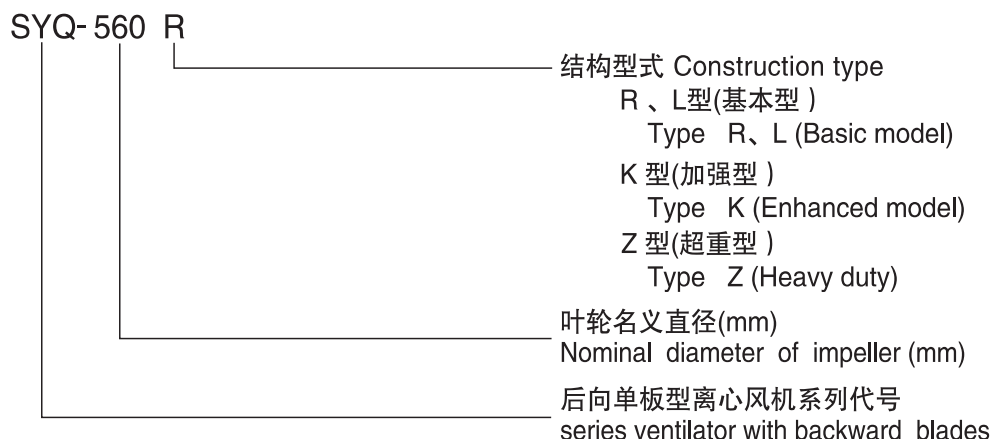


命名方式

SYQ系列风机命名方式由风机系列代号、叶轮名义直径、结构型式组成：

Designation of Products

The model designations signify the nominal impeller outside diameters:



产品型式

1. 旋向

SYQ系列风机可分为左旋(LG)和右旋(RD)两种旋转方式，从风机皮带轮一端正视，叶轮顺时针旋转的称为右旋风机，逆时针旋转的称为左旋风机。皮带轮可左右调向，因此不受左右方向的限制。

Type of Product

SYQ Series ventilator can be divided into two direction of rotations, left-hand rotation(LG) and right hand rotation (RD); Viewing from end of motor outlet line if the impeller rotates clockwise it is called right hand ventilator ,If the impeller rotates anti-clockwise, it is called left hand ventilator. The pulley can adjust its direction, left or right, therefore there is no limitation in directionality.

2. 出风口方向

SYQ系列风机可按图1所示制成0°、90°、180°、270°四种出风方向。

2. Direction of Air Outlet

According to Fig 1, SYQ Series ventilator can be made in four air-outlet directions:0° ,90° ,180° , and 270° .

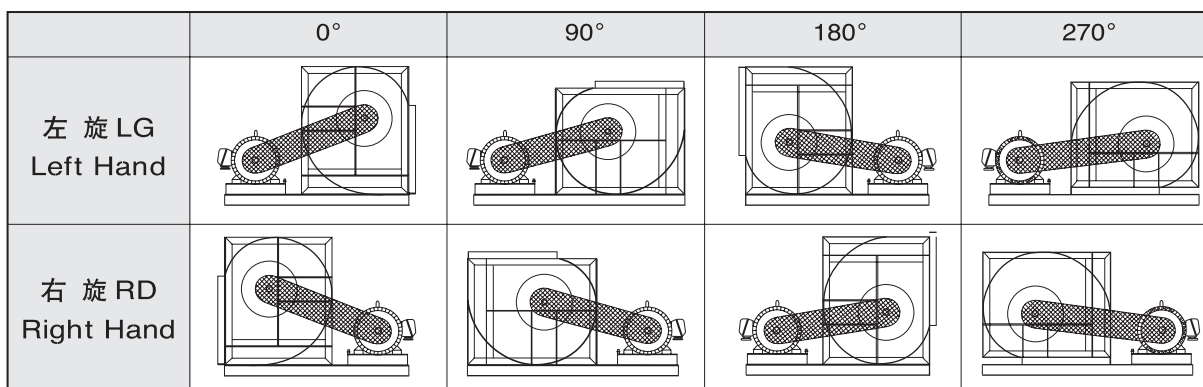


图 1(Fig1)

3. 结构形式

SYQ系列风机分为R型、K型和Z型三种形式，R型为基本型，K型为用于大功率的加强型，Z型用于重载的超重型。

3. Type of structure

There are three types of SYQ ventilators, type R, type K and type Z. The type R represents the basic model, while the type K is designed for use at the higher power levels, and the type Z at the heavy duty levels.

产品结构

SYQ系列风机主要由机壳、叶轮、框架、轴承、轴、出风口法兰(常规配置不带法兰)构成。

1) 机壳

机壳采用热镀锌钢板制造，侧板具有符合空气动力的外形，进风口整体拉伸成型，蜗板采用咬口或点焊的方式与侧板连接成一体。

2) 叶轮

叶轮采用优质冷轧钢板制成，按三元流理论设计的单板型叶片焊接在经数控机床加工的中盘和端圈上，整体喷塑。叶轮按高于国家标准的内控动平衡精度等级全检合格。

3) 框架

框架由角钢和扁钢焊接制成，表面喷塑，以保证足够的刚度和强度。

4) 轴承

轴承均采用优质滚珠或滚柱轴承，并根据噪声最低来选择，该轴承设有加润滑油的孔，已预先加润滑油并自动对中。L、R、K型风机采用向心球轴承，Z型风机采用重载荷的双列滚柱轴承的轴承箱结构。

5) 轴

风机轴采用40Cr或45#钢经粗加工、调质处理及磨削精加工制成，严格控制轴径尺寸公差及形位公差，每根轴均经过涂覆防锈处理。

6) 出风口法兰

法兰采用热镀锌钢板制造，法兰与壳体的连接采用TOX免焊工艺或螺栓连接，外观精美，并具有足够的刚度与强度。法兰口形式参照下页图2所示。

Construction of Product

The major components of the SYQ Series ventilators include the scroll, impeller, frame, bearings, shaft, and outlet flange. (Outlet flange should be indicated when placing order)

1) Scroll

The scroll is made of hot galvanized steel sheet, and it is designed to provide an aerodynamically efficient flow path. The inlet is formed in one piece. The scroll

2) Impeller

The SYQ impeller is made of high grade cold-rolled steel sheet, It is to provide a highly efficient and low noise and specially-designed blades, are welded on the center disc, and painted with polyester coatings. The impellers are balanced before assembly in accordance with Company standards.

3) Frame

The frames of SYQ made of angle sections steel to assure sufficient frame rigidity and they are painted with polyester coatings.

4) Bearings

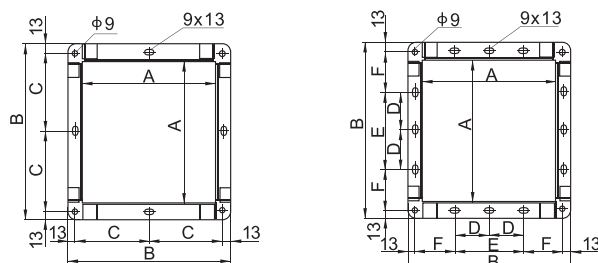
Out-spherical ball bearings are used SYQ Series ventilators. They are high quality with low noise ventilator. The bearing are supplied with lubricatio fittings, they are pre-lubricated, sealed and self centering, For type L、R、K ventilators, self-aligning ball bearings are used, for type Z ventilators, heavy duty bearings housings are used.

5) Shaft

The shafts are made of 40 Cr or C45 carbon steel bars. The shafts are rough machined and then stress relieved before final machining. The shaft diameters are machined to very accurate tolerance levels and they are fully checked to assure precision fits, They are coated after assembly in order to provide

6) Outlet Flange

The outlet flange is made of galvanized steel sheet. The connections of the flange to the scroll is made using a TOX non-welding process. This maintains a good flange appearance while also providing sufficient strength and rigidity. The outlet flange dimensions are provided in Figure 2.



型号 Typ	200	225	250	280	315	355	400	450	500	560	630	710	800	900	1000
A	256	288	322	361	404	453	507	569	638	715	801	898	1007	1130	1267
B	296	328	362	417	460	509	563	625	694	771	857	954	1063	1186	1323
C	138	154	171	195.5	217	241.5	-	-	-	-	-	-	-	-	-
D				-	-	-	-	-	-	-	-	200	250	300	350
E		-	-	-	-	-	200	200	250	250	300	400	500	600	700
F				-	-	-	168.5	199.5	209	247.5	265.5	264	268.5	280	298.5

图2 (Fig 2)

3. 噪声：噪声等级显示在每个性能表上。

L_{wiA}为总声功率级的A计权声级。计算所得的总声功率级用表3中倍频谱的A计权衰减值换算至A声功率级。

3. Noise: The noise levels shown on each performance chart, L_{wiA}, refer to the overall sound power "A-Weighted" levels. The computed sound power levels were converted into A-Weighted levels using adjustments to the octave band spectrum as follows:

中心频率 Center Frequency Hz	63	125	250	500	1000	2000	4000	8000
调整为A-Weighted Adjustment dB(A)	-25.5	-12.5	-8.5	-3	0	+1	+1	-1

表3 (Table3)

总声压级L_{piA}能利用总声能等级按如下公式计算:

无边界状态: $L_{piA} = L_{wia} - (20 \log_{10} d) - 11$

室内状态: $L_{piA} = L_{wia} - (20 \log_{10} d) - 7$

式中: d = 离风机距离(m)

The overall sound pressure levels, L_{piA}, can be computed from the overall sound power levels as follows:

Free Field Conditions: $L_{piA} = L_{wia} - (20 \log_{10} d) - 11$

Room Conditions: $L_{piA} = L_{wia} - (20 \log_{10} d) - 7$

Where: d = distance from fan in meters.

4. L2型、R2型、K2型双联风机性能与L型、R型、K型风机曲线上所示性能比较，在压力相同情况下，双联风机性能如下：

风量 $\times 2$
转速 $\times 1.05$
内功率 $\times 2.15$
噪声 $+3$

Volume $\times 2$
Speed $\times 1.05$
Inner Power $\times 2.15$
Noise $+3$

双联风机的性能未获AMCA International 授权。

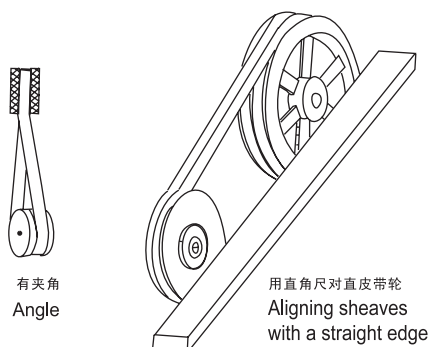
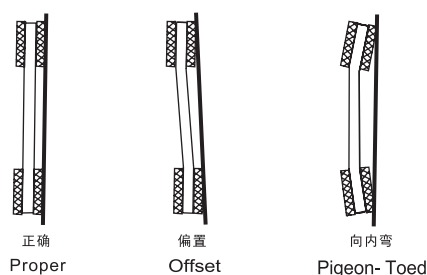
Performance of twin ventilators are not licensed by AMCA International.

皮带传动安装

1. 拆除风机轴端的保护并检查有无缺口和毛刺；
2. 检查风机和电机轴之间的平行度；
3. 中心距应控制在 $0.7(d_1+d_2) < a < 2(d_1+d_2)$ ，前向风机皮带速度应控制在10~15m/s；后向风机皮带速度应控制在25~35m/s；
4. 将皮带轮套在轴上滑进去，不要敲击，以免损伤轴承；
5. 用一根直尺把风机和电机上的带轮对齐并紧固；
6. 把皮带套进皮带轮，不要撬、挤压，以免损伤皮带；
7. 调整张紧度直至皮带看起来松紧适度，风机运行几分钟后，再调整皮带至合适的张紧度；
8. 关掉风机，移动电机座以调整张紧度，当风机工作时，皮带紧的一边应是两个皮带轮连成的一直线，松的一边有轻微弧形。

V-BELT DRIVE INSTALLATION

1. Remove the protective coating from the ends of the fan shaft and assure that the shaft ends are free of nicks and burrs.
2. Check fan and motor shafts for parallel and angular alignment.
3. The center distance must be controlled as $0.7(d_1+d_2) < 2(d_1+d_2)$; the belt speed of forward fan should be more than 10m/s, but less than 15m/s, ($10 < v < 15$ m/s); the belt speed of backward fan should be more than 25m/s, but less than 35m/s, ($25 < v < 35$ m/s);
4. Slide sheaves on to the shafts—do not drive the sheaves on to the shafts as this may result in bearing damage.
5. Align fan and motor sheaves with a straight-edge or string, and tighten.
6. Place belts over the sheaves with carefull, otherwise the belts will be damaged.
7. Adjust the belt tension until the belts appear snug. Run the unit for a few minutes and allow the belts to set properly.
8. Switch off the fan, adjust the belt tension by moving the motor base. When in operation, the tight side of the belts should be in a straight line from sheave to sheave and there should be a slight bow on the slack side.



皮带松紧度

合适的皮带松紧度对使用寿命来说很重要太紧会给皮带和轴承带来额外的负载，降低它们的使用寿命，太松会出现皮带打滑现象而产生热能并降低使用寿命。

皮带松紧度量具可用来判断皮带是否松紧合适。量具本身带有一个尺表，根据皮带轮中心距和皮带横截面确定皮带张紧力的大小,如图4和表3。

如没有皮带张紧度量具，应调节皮带松紧至风机启动时皮带不发出尖叫声为止，如发出短促的叫声是允许的。

拉紧皮带后、开动风机之前，重新检查皮带轮的对齐情况，如有必要则重新调整对齐。新皮带在开始使用时可能有点拉伸，则应在运行几天后重新检查皮带张紧度。

与中心距有关的皮带张紧度指示
Belt tension indicator applied to mid centre distance.

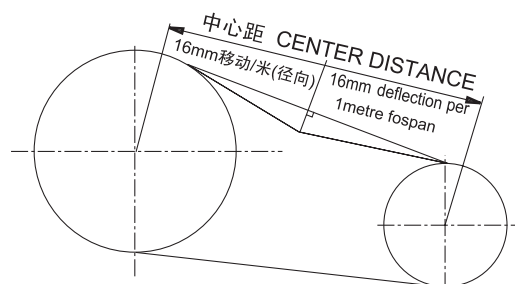


图4 (Fig4)

轴承润滑

风机使用带座轴承，可通过加油嘴注入润滑油。润滑油有效期取决于油脂类型、轴承的转速和工作温度。判断是否加油的最好办法是当加新油时观察清除下来的旧油脂，如果清除下来的油脂看起来还象是新的，可延长换油脂的间隔，如果清除下来的油脂比新的黑得多表明油脂已氧化，应缩短换油脂的间隔。

说明

1) . 订货时须注明风机型号、转速、风量、风压、出风口方向和旋转方向。若需配套皮带、皮带轮、电机、安装底座等配件及它特殊要求可在订货时提出。

Belt tension

A proper level of belt tension is required in order to obtain a satisfactory belt life. If the belt tension level is too high, then excess loads will be imposed on the belts and the bearings, and this will reduce the lives of both of these components. If the belt tension level is too low, then the belt will slip. Belt slippage generates a large amount of heat, and this heat will drastically reduce the life of a belt. Belt-tensioning gauges can be used to determine whether the belts are tensioned properly. A chart is normally supplied with the gauge which indicates the ranges of forces required to deflect the belts by a given amount to obtain the proper belt tension level. The required forces are based upon the center distance of the sheaves and the belt cross-section. the belts are properly tensioned when the forces required to deflect the belt are within the specified range, see Fig3 and Table 4.

If a belt-tensioning gauge is not available, then the belt should be tightened just enough so that the belt does not squeal when the ventilator is started. A very short period of noise during the starting of a ventilator is allowable, but a squeal lasting several seconds or longer is not acceptable. After tensioning the belts and before starting the ventilator, check to make sure that the sheaves are properly aligned. Realign the sheaves if necessary. Note that new belts may stretch a little during initial use, so the belt tension level should be checked after a few days of operation.

皮带截面 Belt Section	使皮带向下移动16mm径向距离1米所需的力 Force required to deflect belt 16mm per metre of span		
	张紧力 (小皮带轮直径) Small Pulley Diameter (mm)	牛顿	千克力 Kilogram force (Kgf)
SPZ	56-95	13-20	1.3-2.0
	100-140	20-25	2.0-2.5
SPA	80-132	25-35	2.5-3.6
	140-200	35-45	3.6-4.6
SPB	112-224	45-65	4.6-6.6
	236-315	65-85	6.6-8.7
SPC	224-335	85-115	8.7-11.7
	375-560	115-150	11.7-15.3
A	80-140	10-15	1.1-1.5
B	125-200	20-30	2.0-3.1

表3 (Table3)

Bearing Lubrication

The ventilator bearings are filled with lubricant when they come from the factory, so the bearings do not require any additional grease to be supplied before starting the ventilator.

The ventilator that are equipped with pillow block bearings are provided with lubrication fittings, and these fittings allow for additional lubrication to be supplied to the bearings at regular intervals. The allowable period of time between lubrication of these bearings depends upon the operating speeds and temperatures of the bearing as well as on the type of grease used. The best way to determine the required frequency of lubrication is to inspect the condition of the grease that is discharged from the seals when new grease is added. If the discharged grease looks similar to the new grease, then a longer period of time between lubrications is possible. If the discharged grease is much darker than the new grease, then this indicates that the grease is being oxidized and more frequent lubrications of the bearings are required.

Instructions

1) . During ordering it is necessary to state the type of ventilator, speed, air volume, air pressure, direction of air outlet, rotating direction, type of electric motor and its specifications.

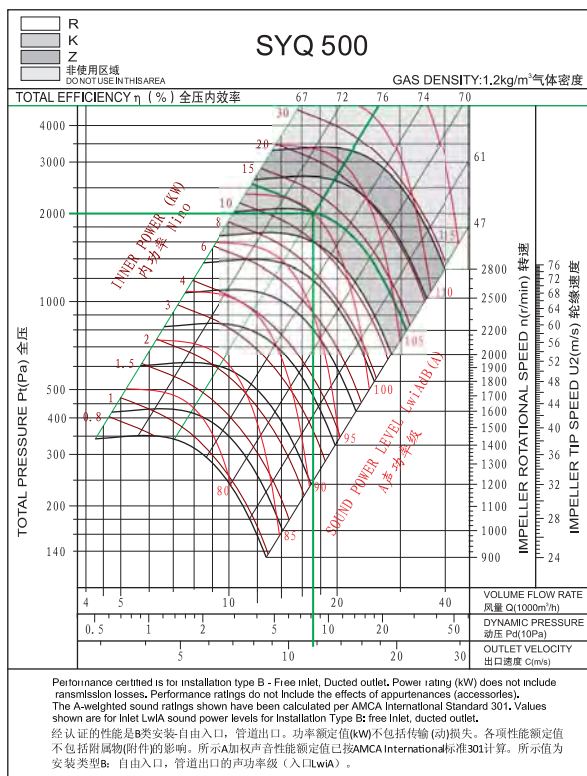


- 2) . 在安装前应对风机各部件进行检查, 对叶轮、主轴和轴承等主要机件应重点细致检查, 若有损坏应修复后再安装使用。
- 3) . 检查机壳和其它壳体内部, 不应有掉入、遗留的工具和杂物。
- 4) . 风机正式运转前, 需检查电机的转向是否符合风机转向的要求。
- 5) . 风管与出口风之间应采用软连接, 接头不得拉紧。
- 6) . 风机安装后用手或杠杆拨动叶轮, 检查是否过紧或碰撞现象, 确认无这些现象时方可进行试转。
- 7) . 风机配用电机功率是指在特定工况下, 风机内功率加上机械损失与电机容量安全系数而言, 并非出口风全敞开时所需的功率。为防止电机超功率运转而烧毁, 严禁风机出口或进风口不接管路或未加外界任何阻力进行空运转。
- 8) . 风机在无较大腐蚀性气体、不含酸(碱)性和尘粒物质小于150mg/m³的气体、温度小于85℃大于-20℃的气体环境下使用, 风机在运输装卸过程中应小心轻放, 防止碰撞挤压。

- 2) Prior to installation, the ventilator should be carefully inspected. Special care should be taken in checking the shaft, impeller and bearings. If there is an indication of any damage, then the damaged parts should be repaired or replaced before the ventilator is installed or operated.
- 3) The inside of the scroll and casing need to be checked to make sure that there are no foreign objects contained therein, such as tools or loose parts.
- 4) The rotational directions of the motor and impeller should be checked to assure that they are consistent with each other.
- 5) A flexible connector should be used between the ventilator outlet flange and its mating pipe. The bolts used to fasten the outlet flange to the pipe should not be over-tightened.
- 6) Following the installation, the impeller should be turned by hand or with the use of a wrench to make sure that it turns freely. Once this is verified, the ventilator can be operated normally.
- 7) The rated motor power as calculated herein is not sufficient to drive the ventilator with an unrestricted discharge flow path. Operating the ventilator with an unrestricted discharge flow path will result in flow rates that exceed the ventilator flow rate capabilities, and such operation will quickly burn out the motor. So care must be taken in operating the ventilators to make sure that the maximum rated flows, as provided on the performance charts in this brochure, are not exceeded.
- 8) This fan is restricted for use in areas where air substances are non-corrosive and non-toxics non-alkaline or where dust partides<150mg/m³, -20℃ < temperature < 85℃. If special conditions during transportaion, load and unload, it is strictly prohibited to Shock the ventilators.

示意图例

Example Of Cruve Reading



风量

Volume

V=17600 m³/h

全压

Total Pressure

Pt=2000 Pa

动压

Dynamic Pressure

Pd=82Pa

出口速度

Outlet Velocity

C=11.7 m/s

转速

Speed

n=2200 r/min

轮缘速度

Impeller Tip Speed

U₂=59 m/s

内功率

Inner Power

Nino=12.8 kW

声功率级

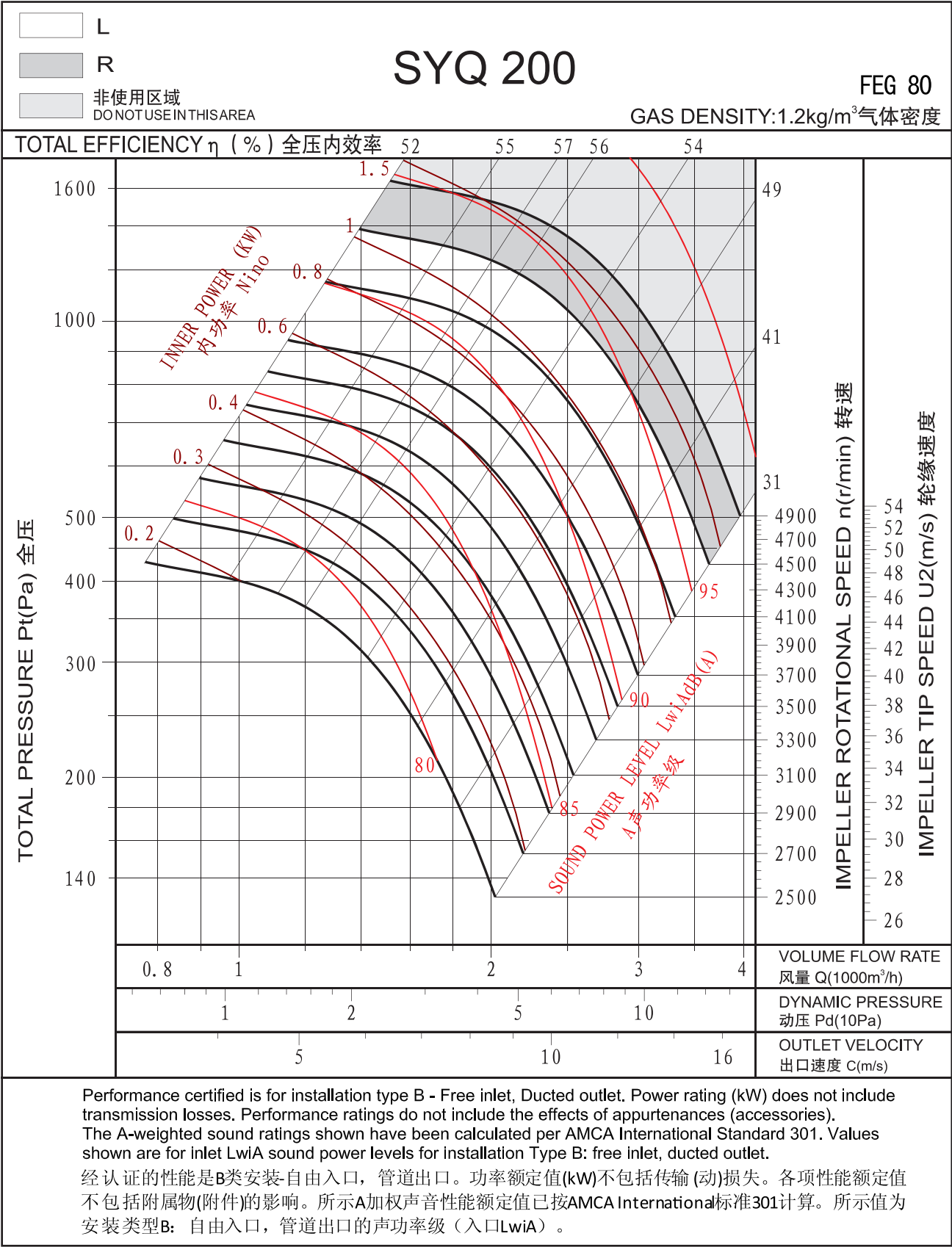
Sound Power Level

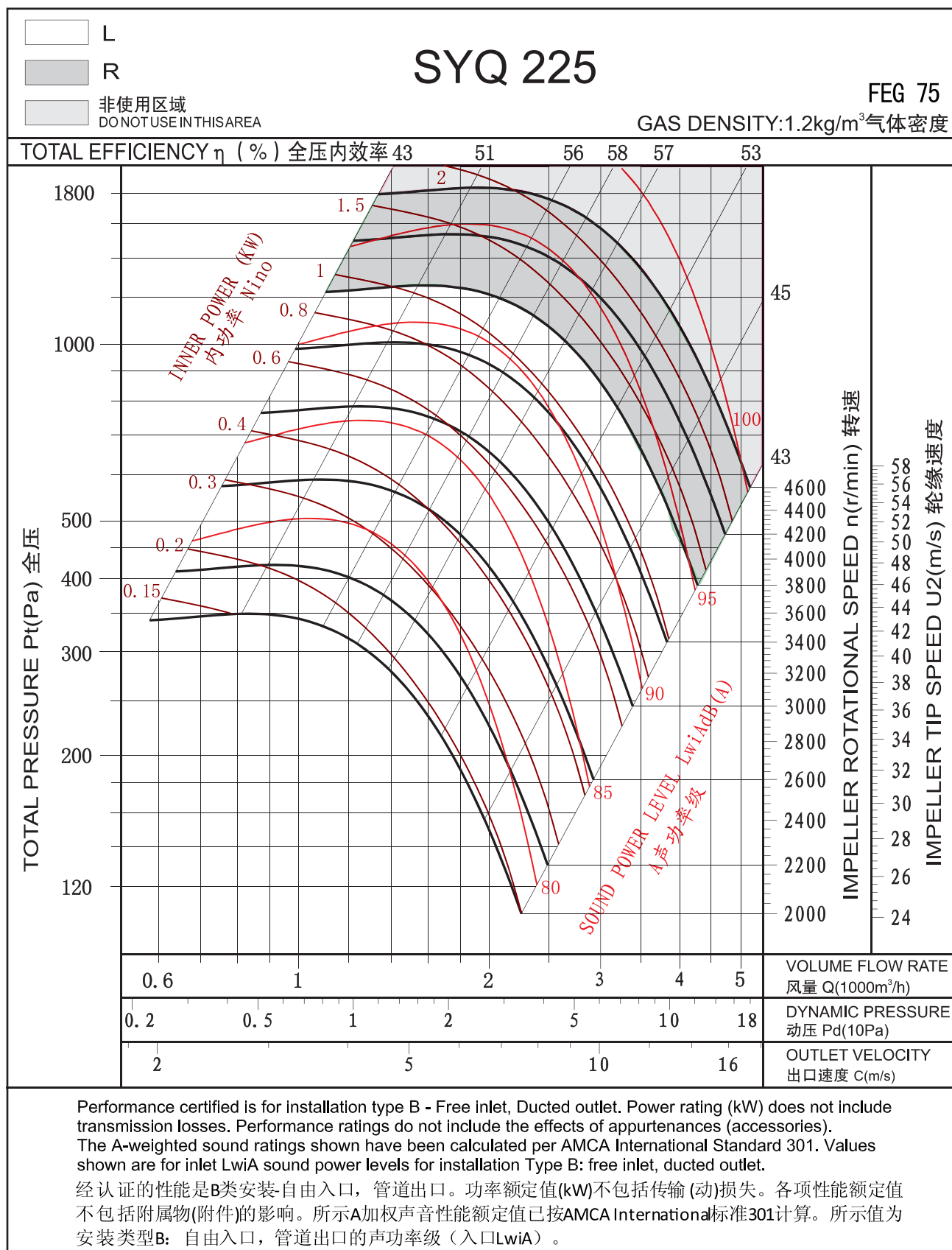
Lwi A=100dB(A)

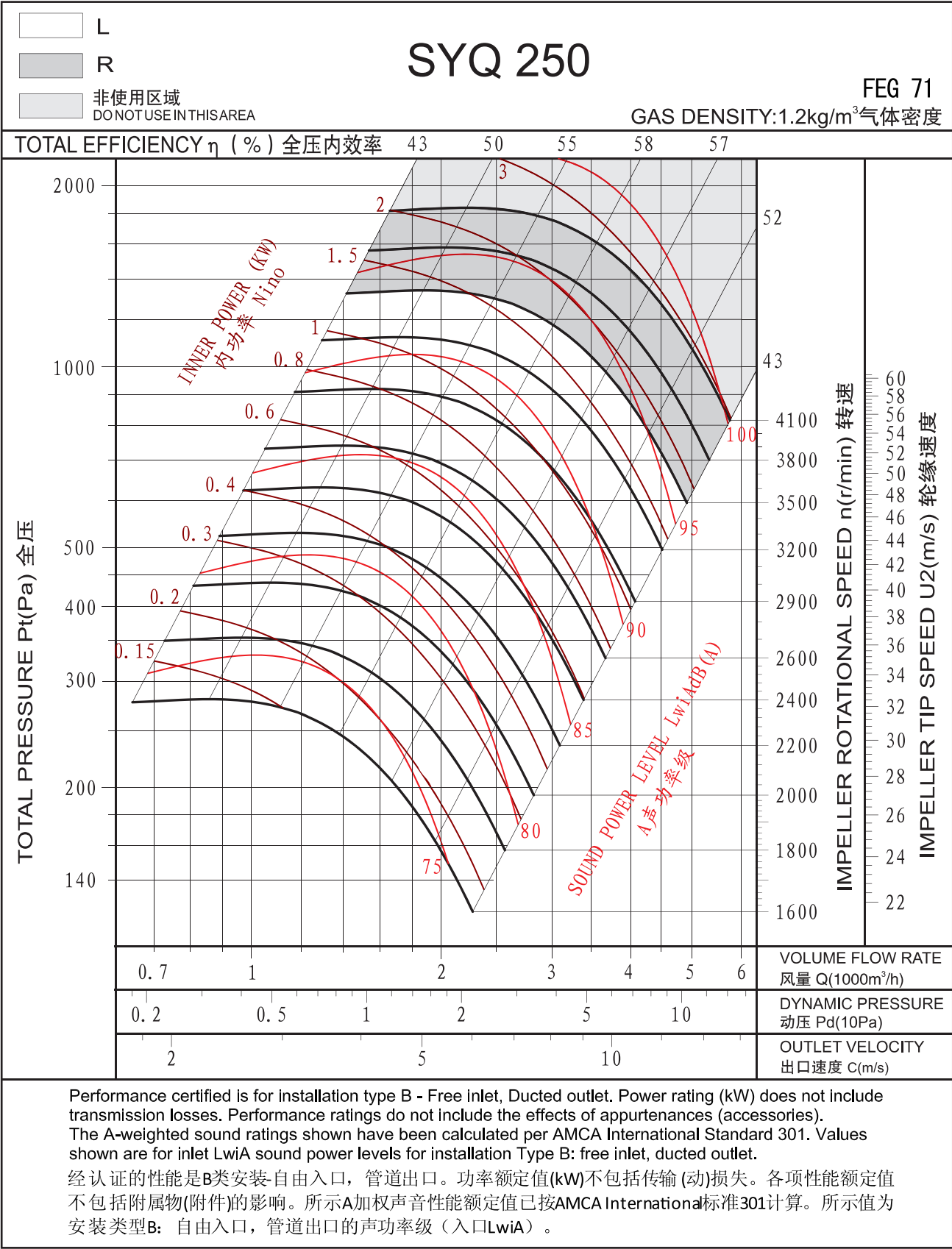
全压内效率

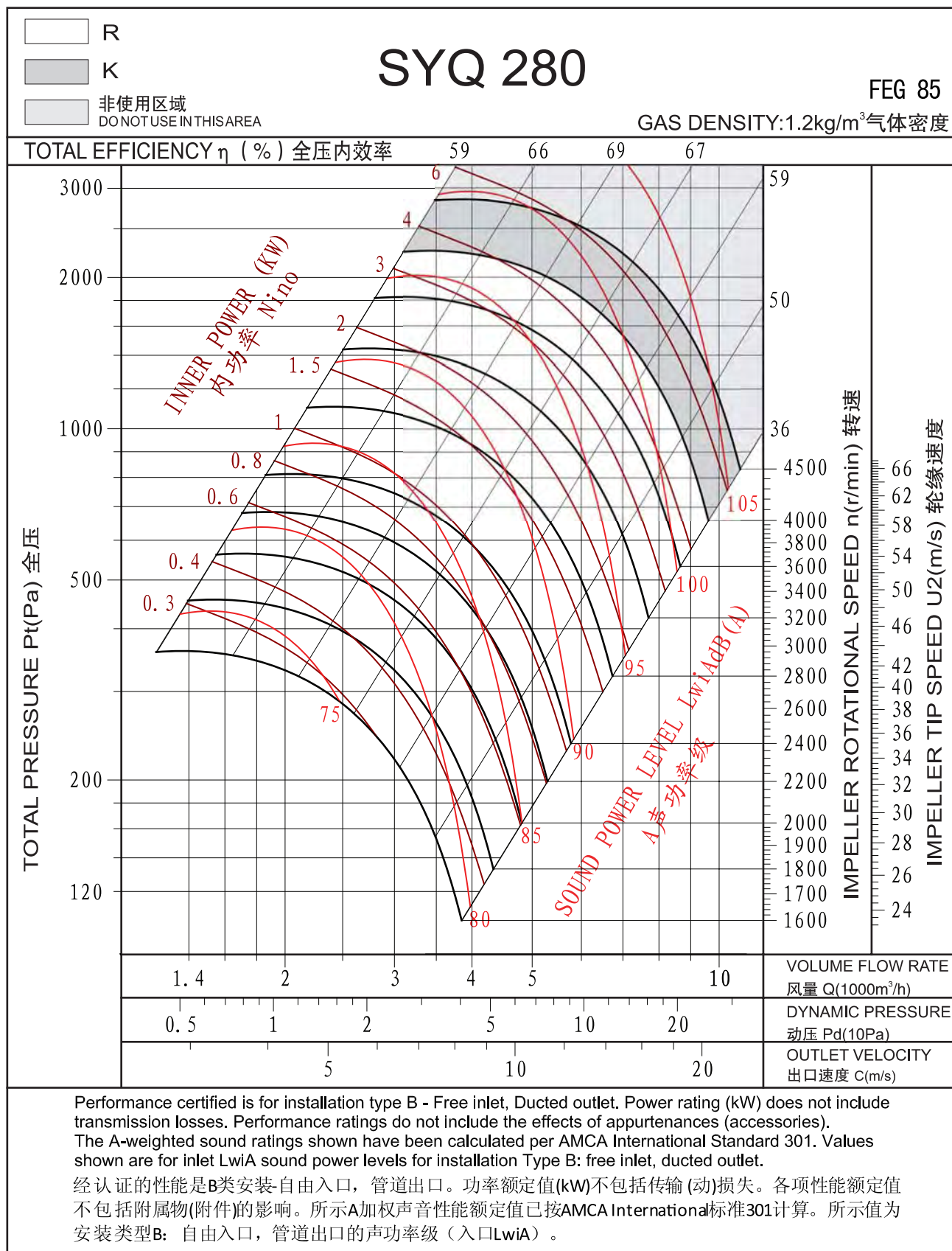
Total Pressure Efficiency

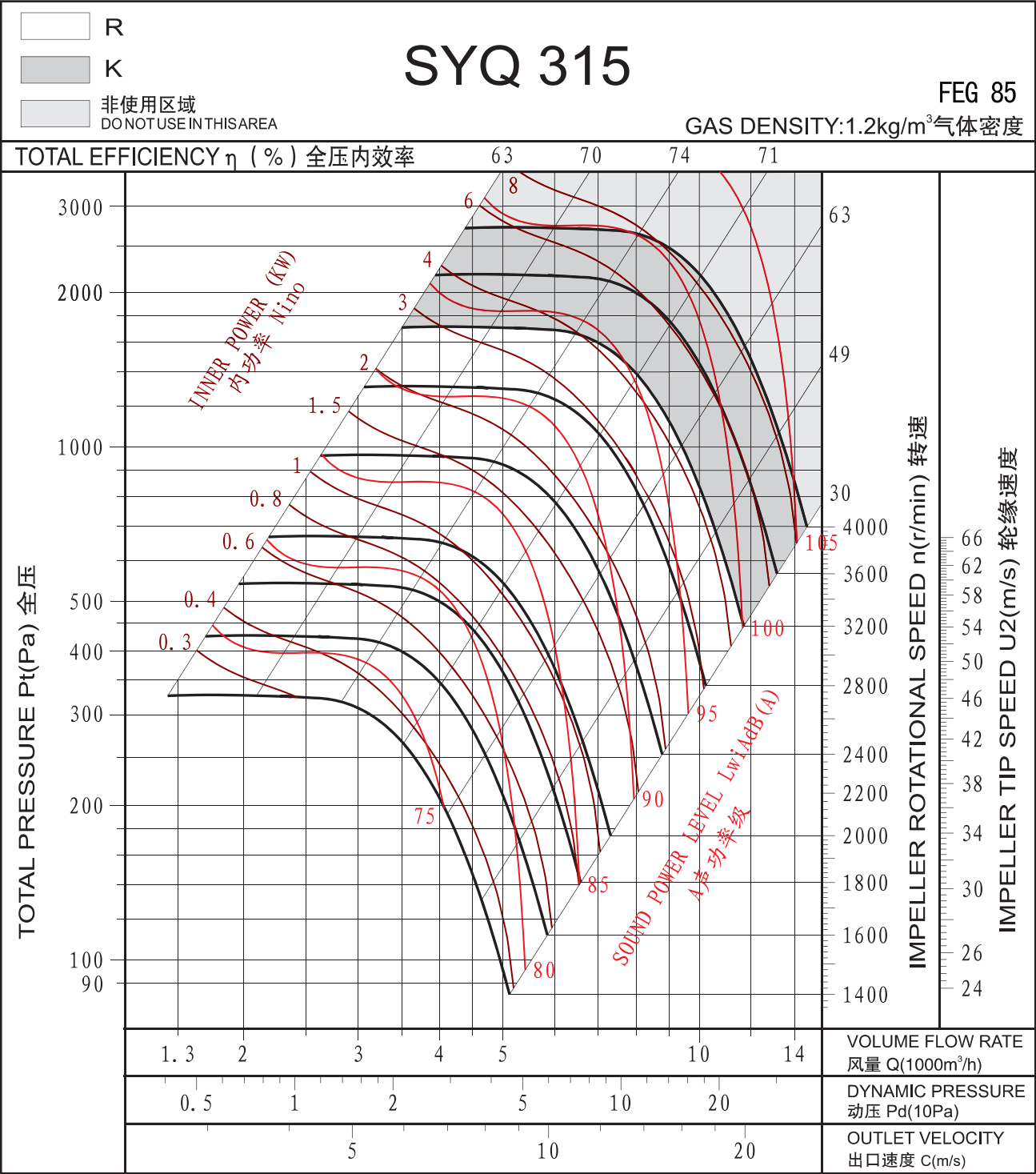
η=76 %





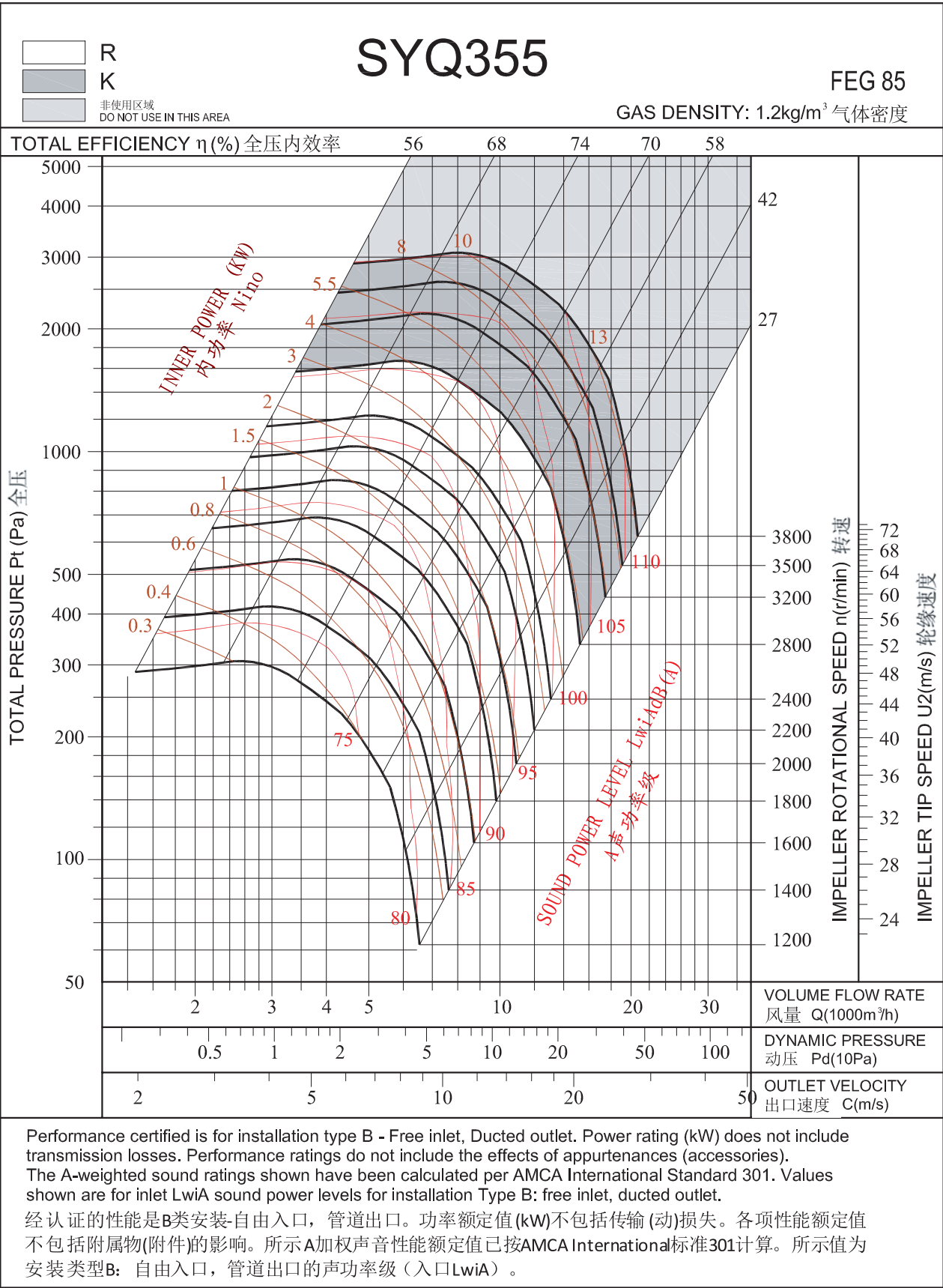




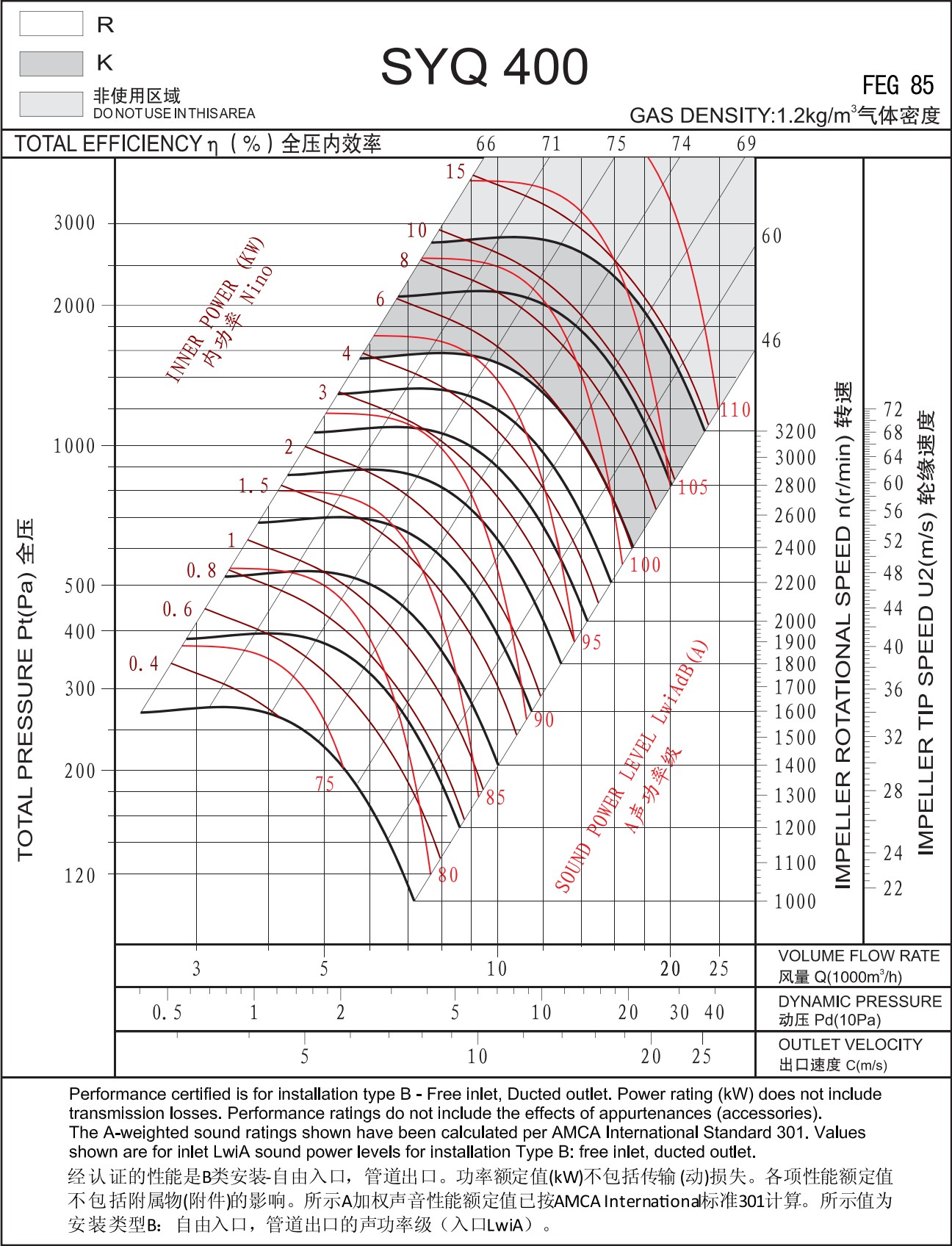


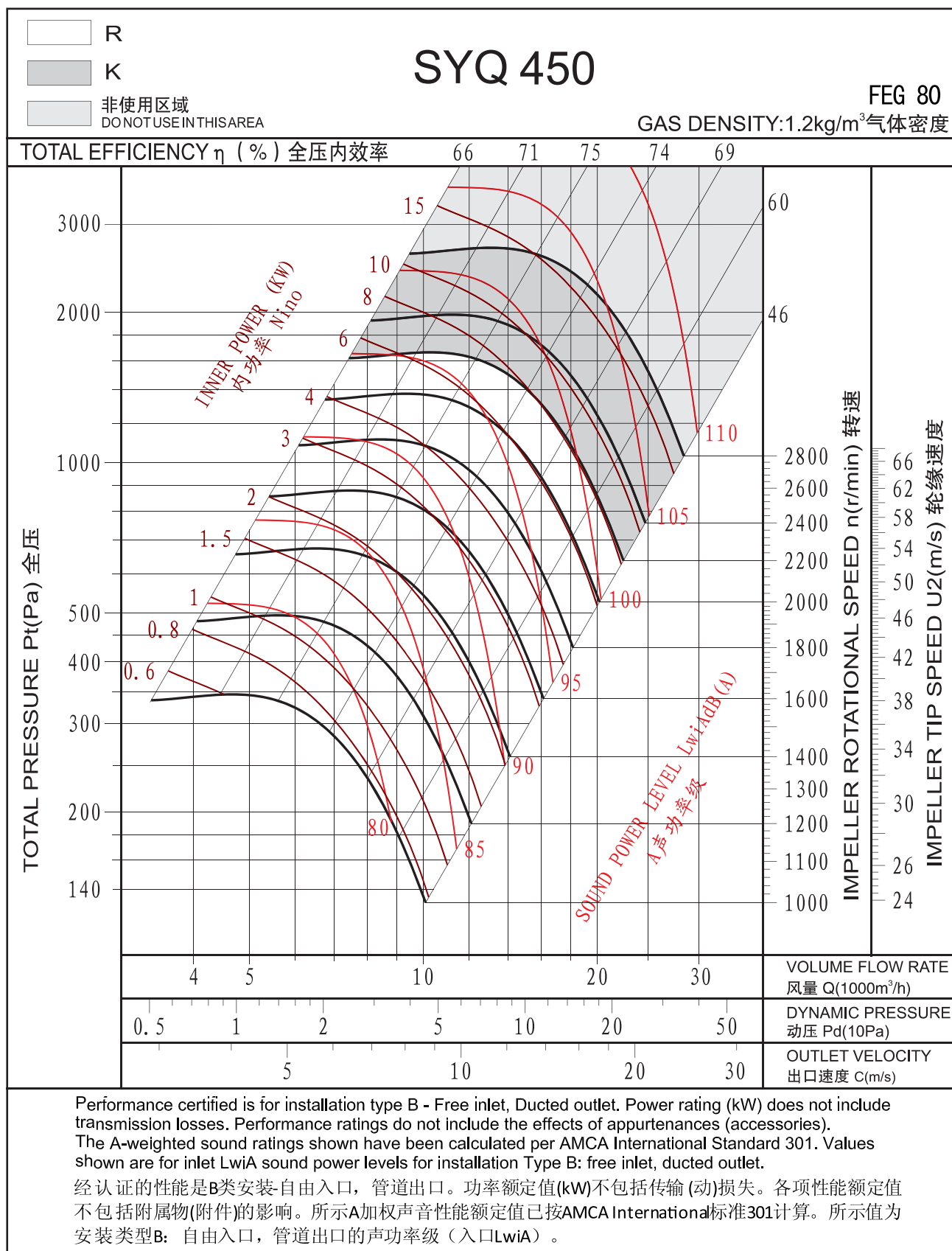
Performance certified is for installation type B - Free inlet, Ducted outlet. Power rating (kW) does not include transmission losses. Performance ratings do not include the effects of appurtenances (accessories). The A-weighted sound ratings shown have been calculated per AMCA International Standard 301. Values shown are for inlet LwIA sound power levels for installation Type B: free inlet, ducted outlet.

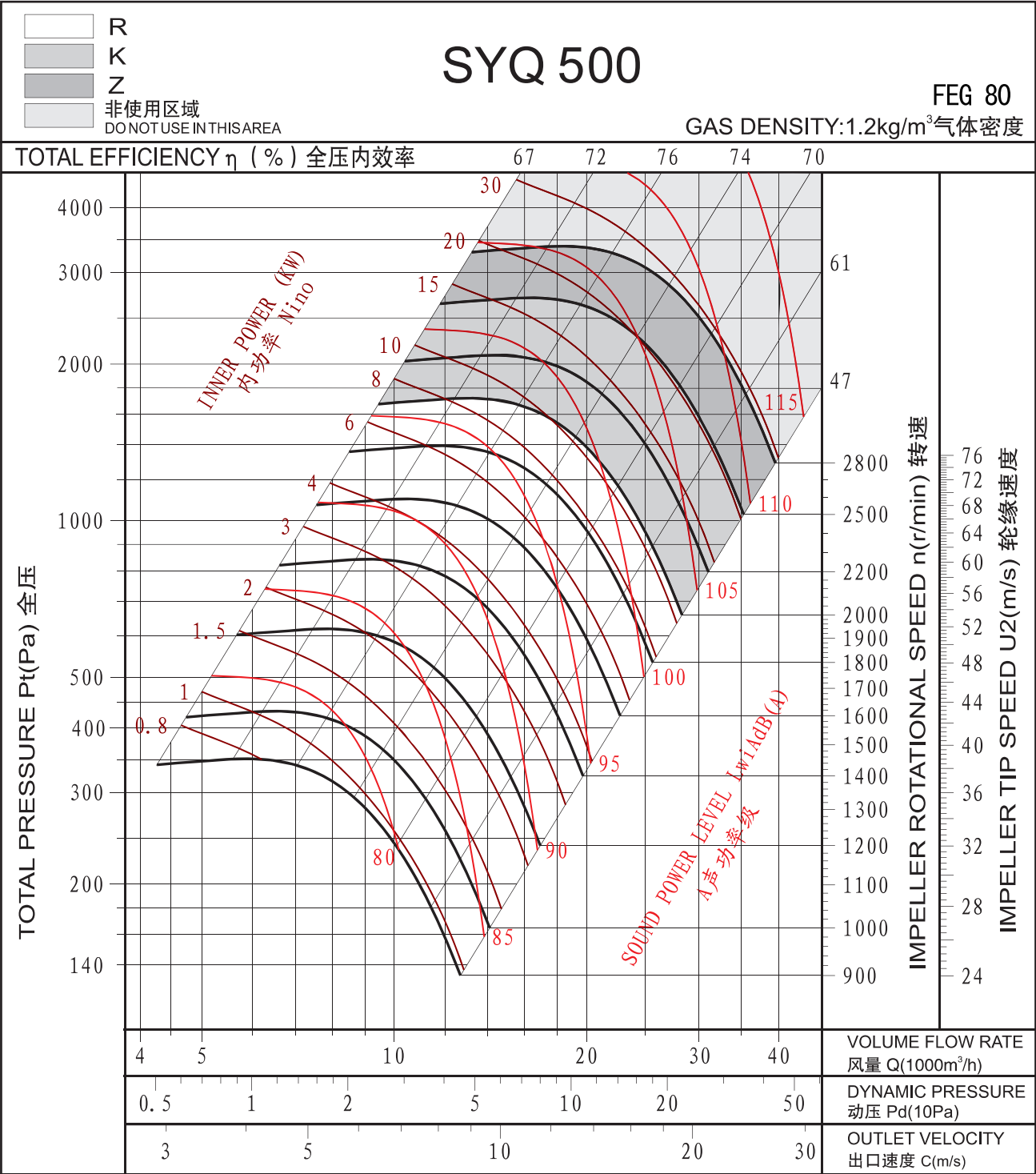
经认证的性能是B类安装-自由入口，管道出口。功率额定值(kW)不包括传输(动)损失。各项性能额定值不包括附属物(附件)的影响。所示A加权声音性能额定值已按AMCA International标准301计算。所示值为安装类型B: 自由入口，管道出口的声功率级(入口LwIA)。



SYQ

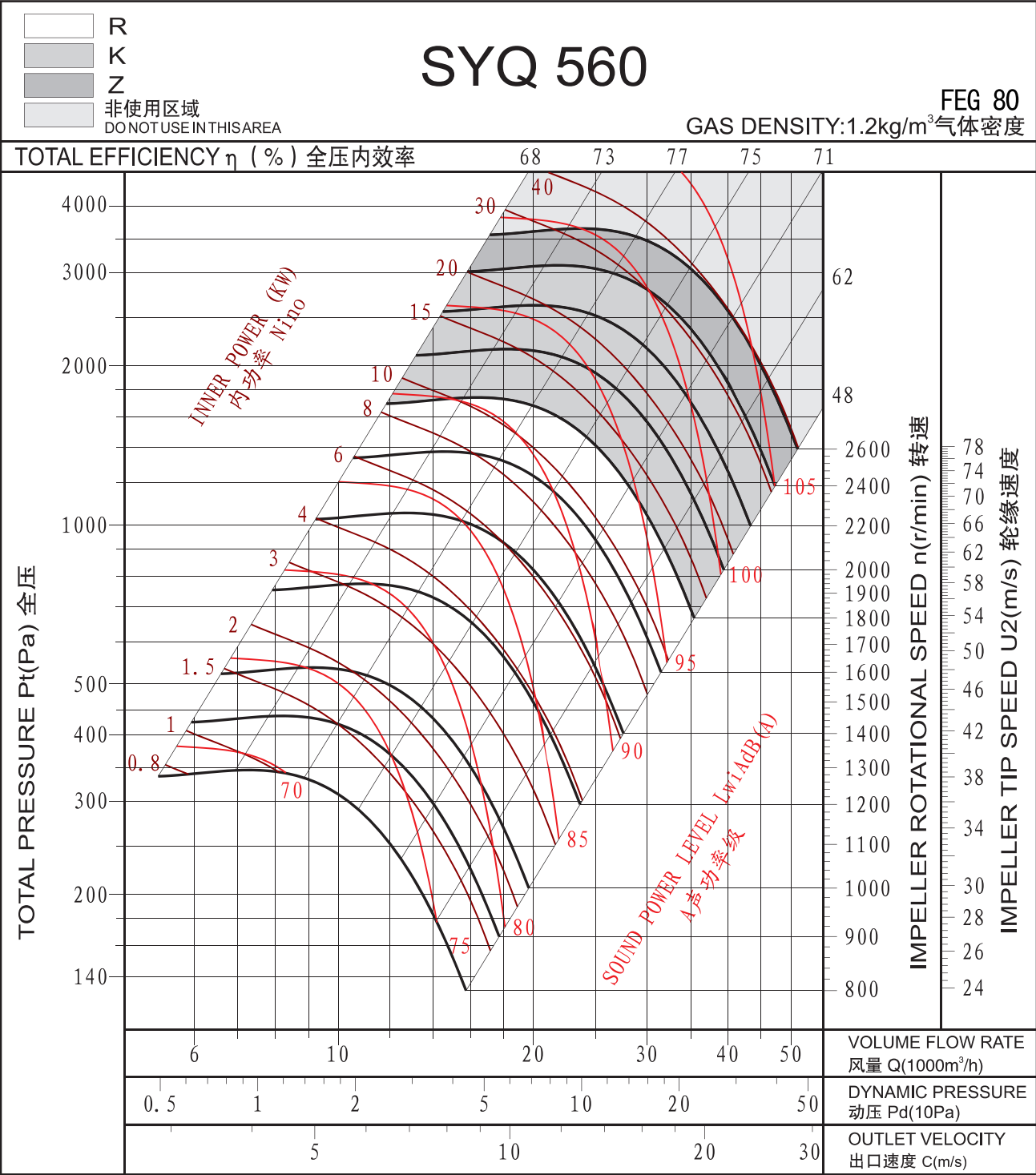






Performance certified is for installation type B - Free inlet, Ducted outlet. Power rating (kW) does not include transmission losses. Performance ratings do not include the effects of appurtenances (accessories). The A-weighted sound ratings shown have been calculated per AMCA International Standard 301. Values shown are for inlet LwA sound power levels for installation Type B: free inlet, ducted outlet.

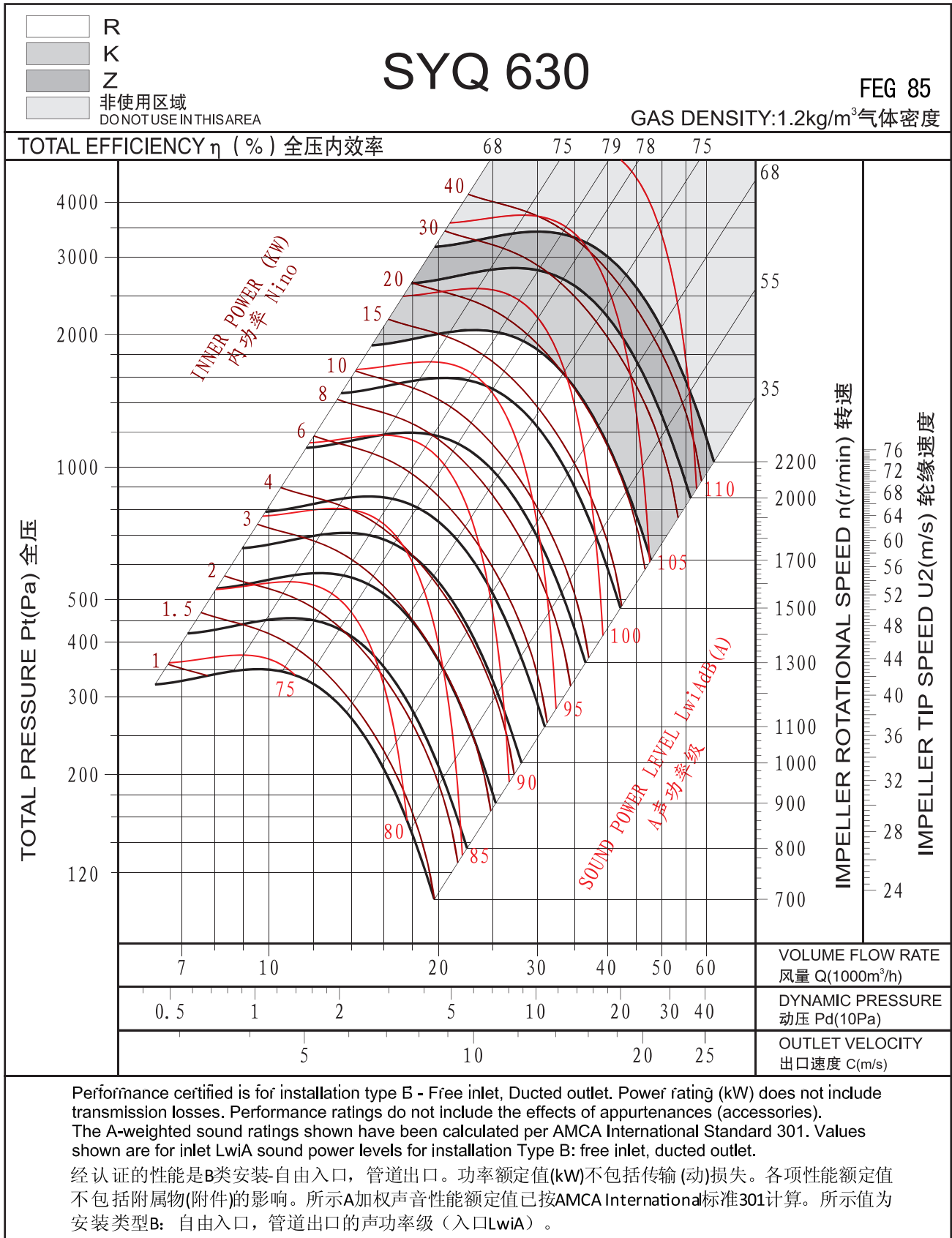
经认证的性能是B类安装-自由入口，管道出口。功率额定值(kW)不包括传输(动)损失。各项性能额定值不包括附属物(附件)的影响。所示A加权声音性能额定值已按AMCA International标准301计算。所示值为安装类型B: 自由入口，管道出口的声功率级（入口LwA）。

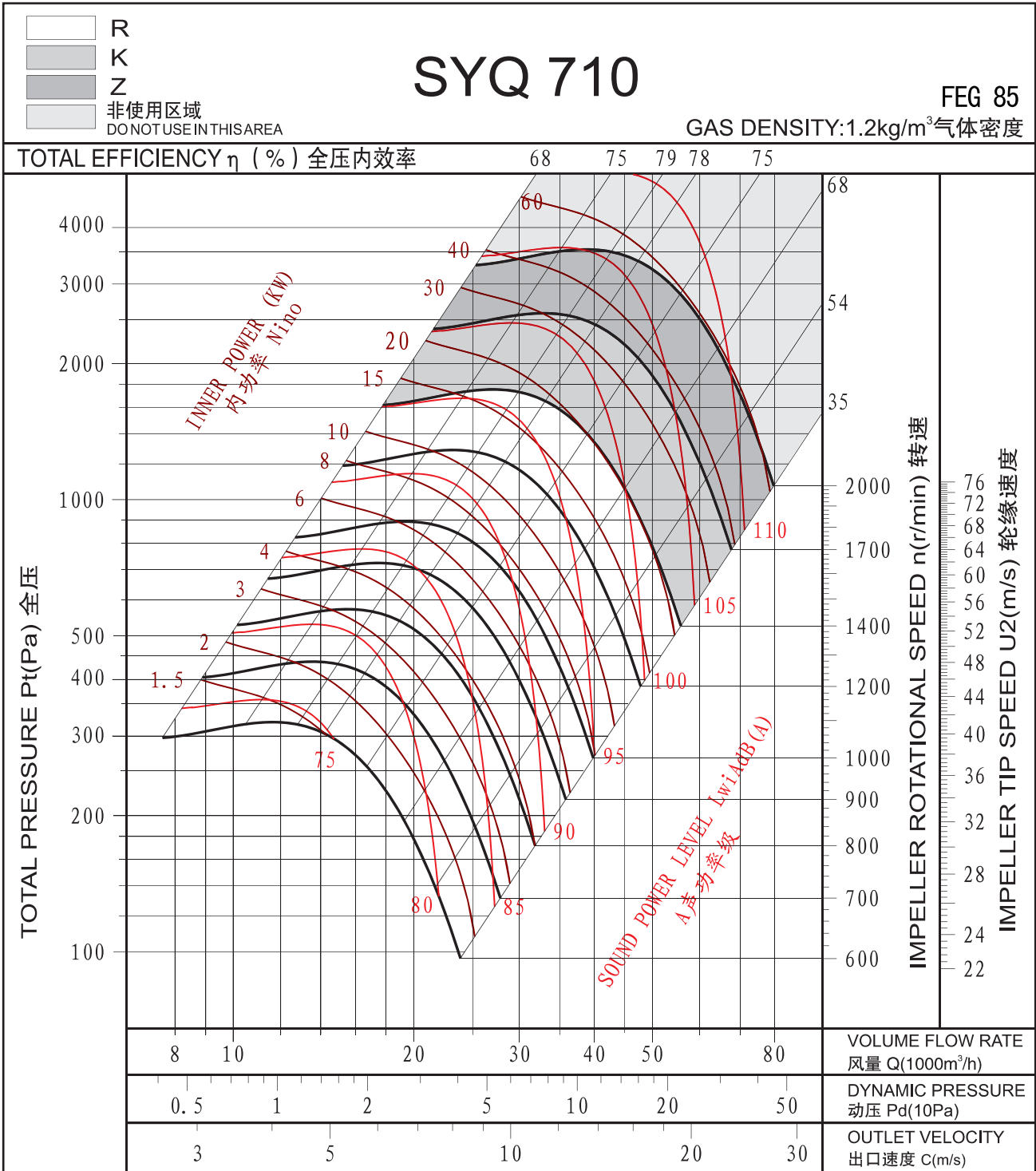


Performance certified is for installation type B - Free inlet, Ducted outlet. Power rating (kW) does not include transmission losses. Performance ratings do not include the effects of appurtenances (accessories).

The A-weighted sound ratings shown have been calculated per AMCA International Standard 301. Values shown are for inlet L_{wA} sound power levels for installation Type B: free inlet, ducted outlet.

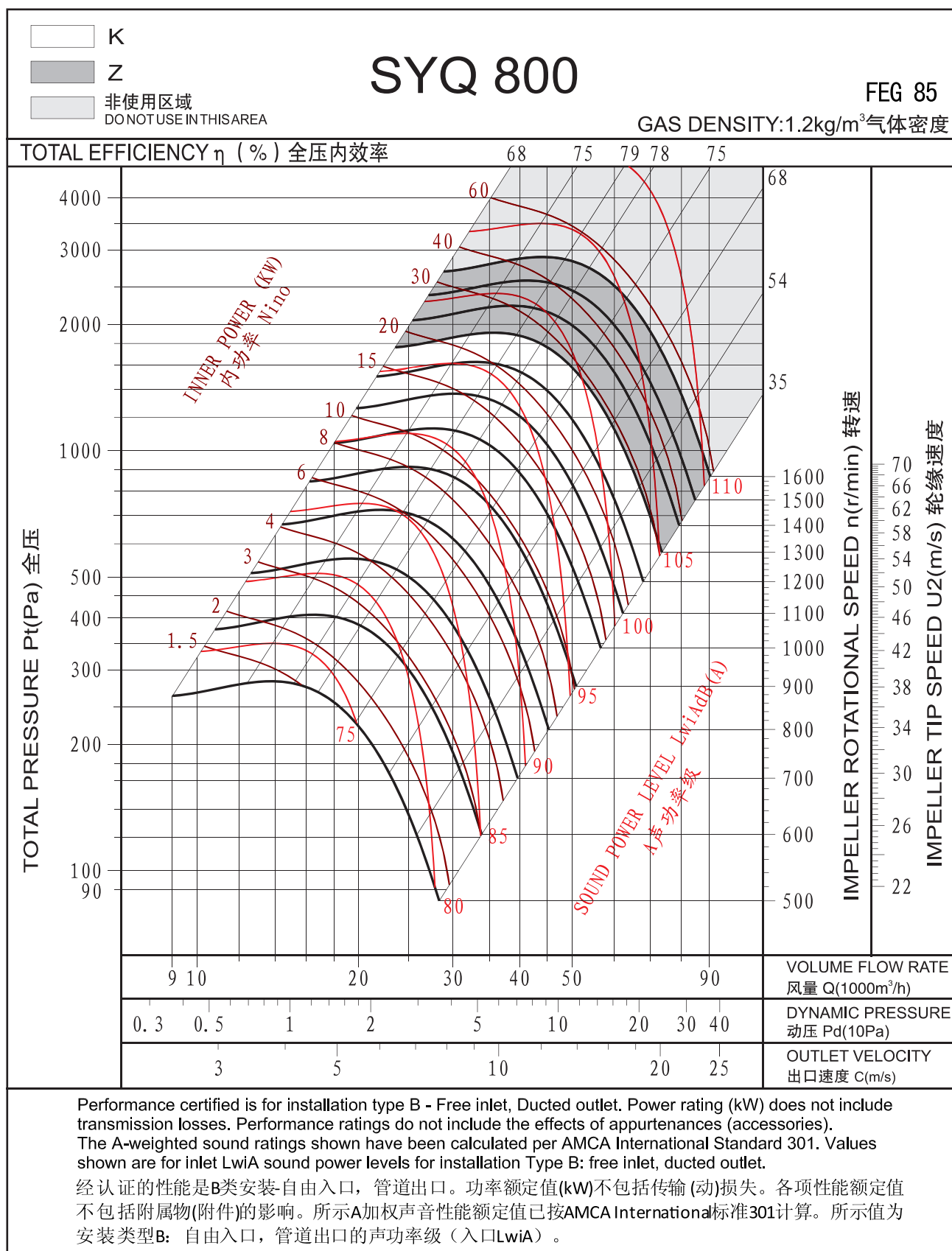
经认证的性能是B类安装-自由入口，管道出口。功率额定值(kW)不包括传输(动)损失。各项性能额定值不包括附属物(附件)的影响。所示A加权声音性能额定值已按AMCA International标准301计算。所示值为安装类型B: 自由入口，管道出口的声功率级(入口 L_{wA})。

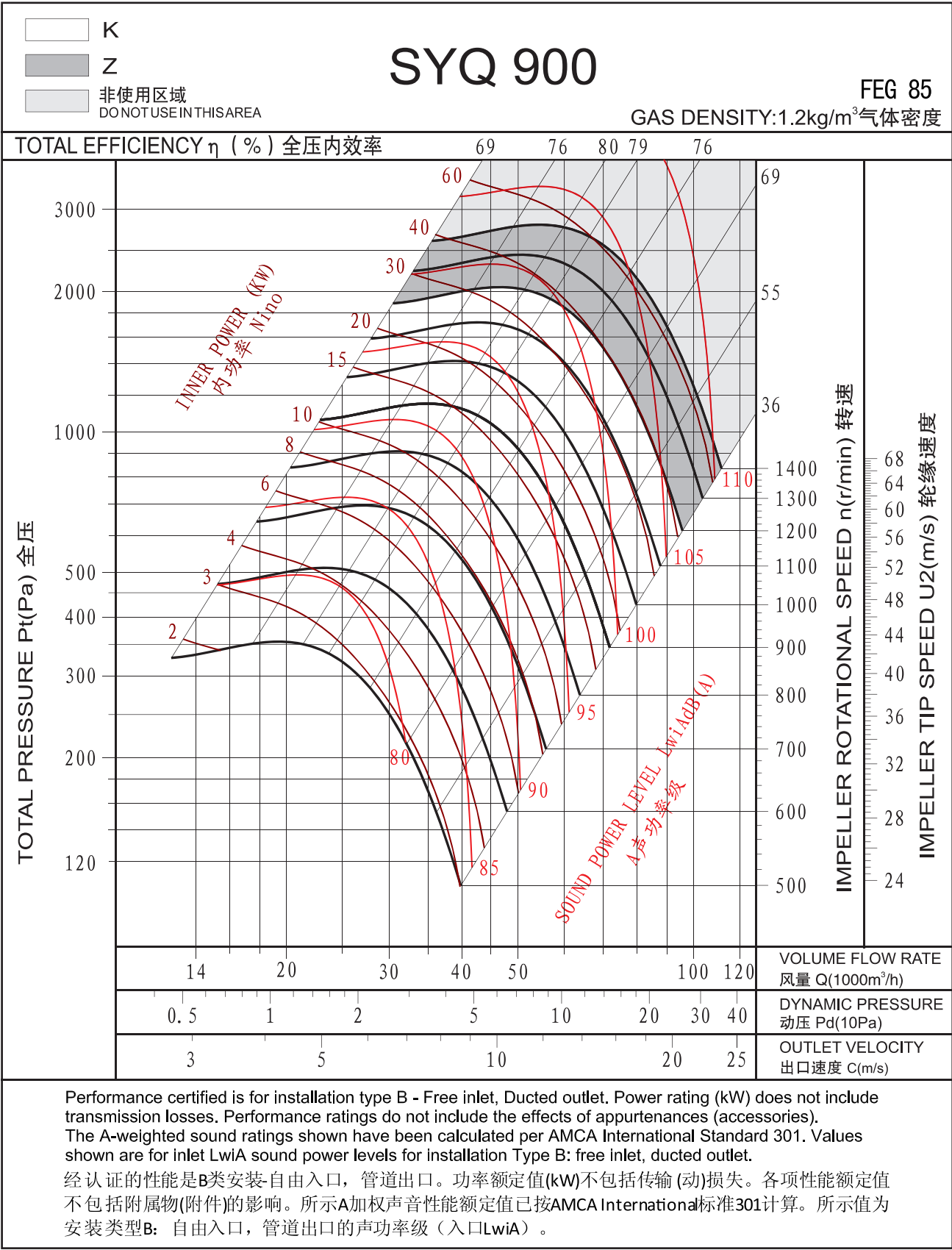




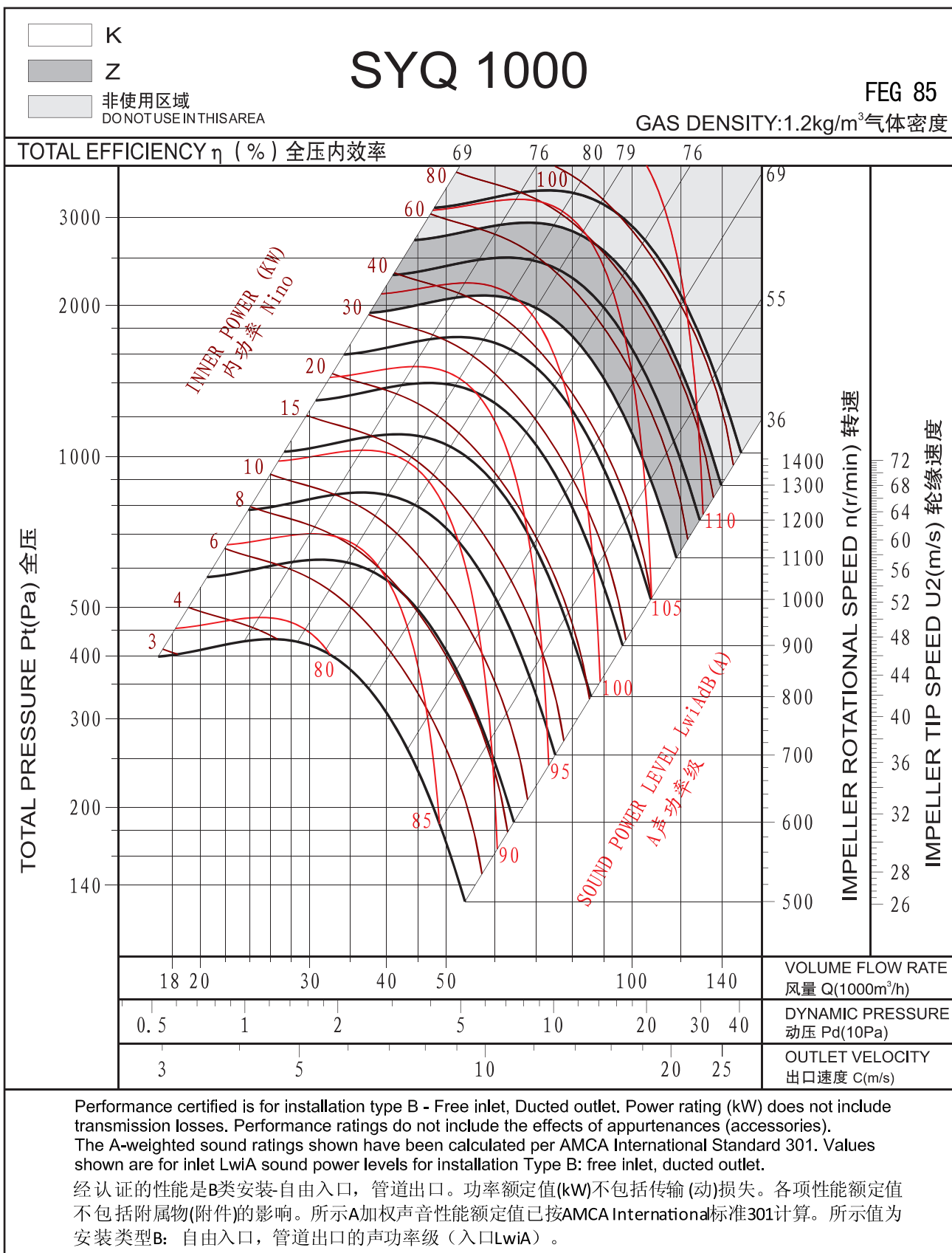
Performance certified is for installation type B - Free inlet, Ducted outlet. Power rating (kW) does not include transmission losses. Performance ratings do not include the effects of appurtenances (accessories). The A-weighted sound ratings shown have been calculated per AMCA International Standard 301. Values shown are for inlet Lw1A sound power levels for installation Type B: free inlet, ducted outlet.

经认证的性能是B类安装-自由入口，管道出口。功率额定值(kW)不包括传输(动)损失。各项性能额定值不包括附属物(附件)的影响。所示A加权声音性能额定值已按AMCA International标准301计算。所示值为安装类型B: 自由入口，管道出口的声功率级（入口Lw1A）。

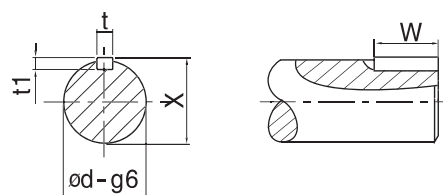
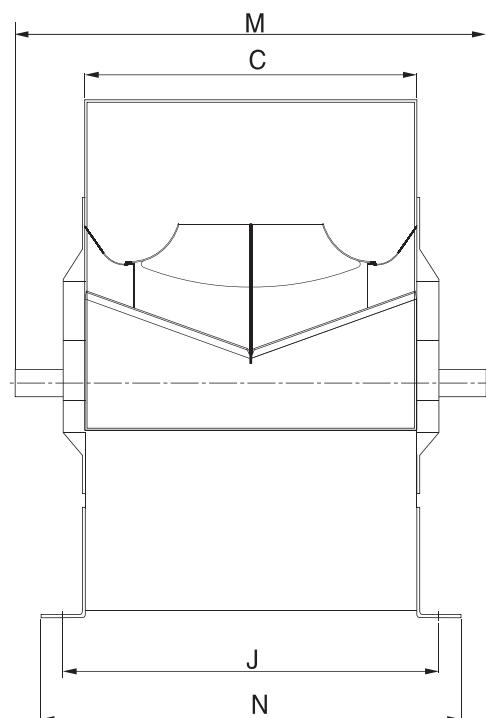
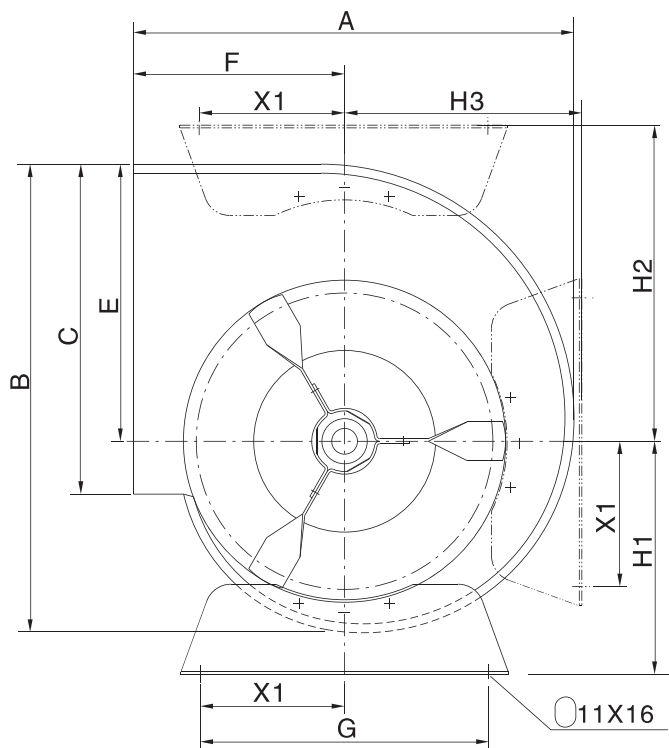




SYQ



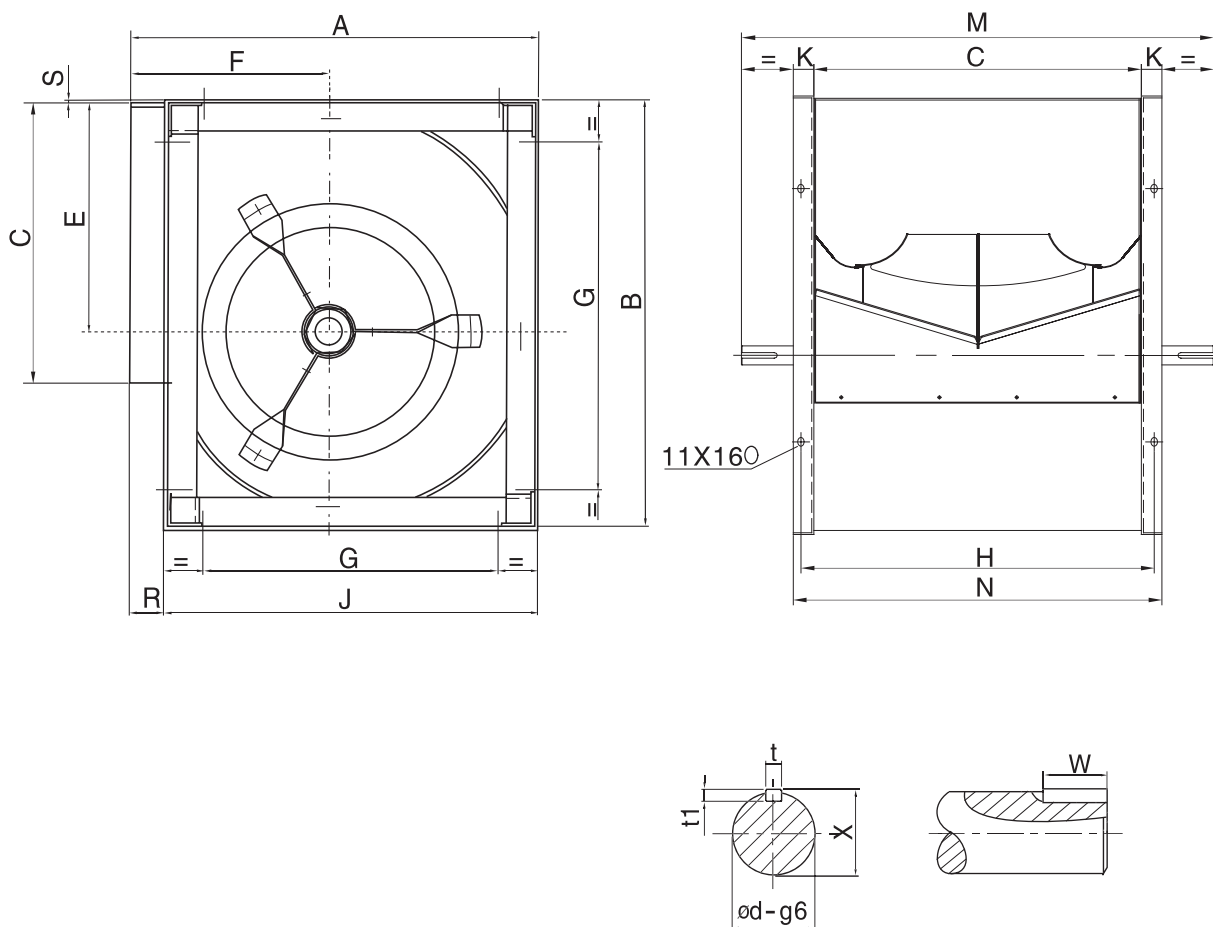
SYQ-L



SYQ

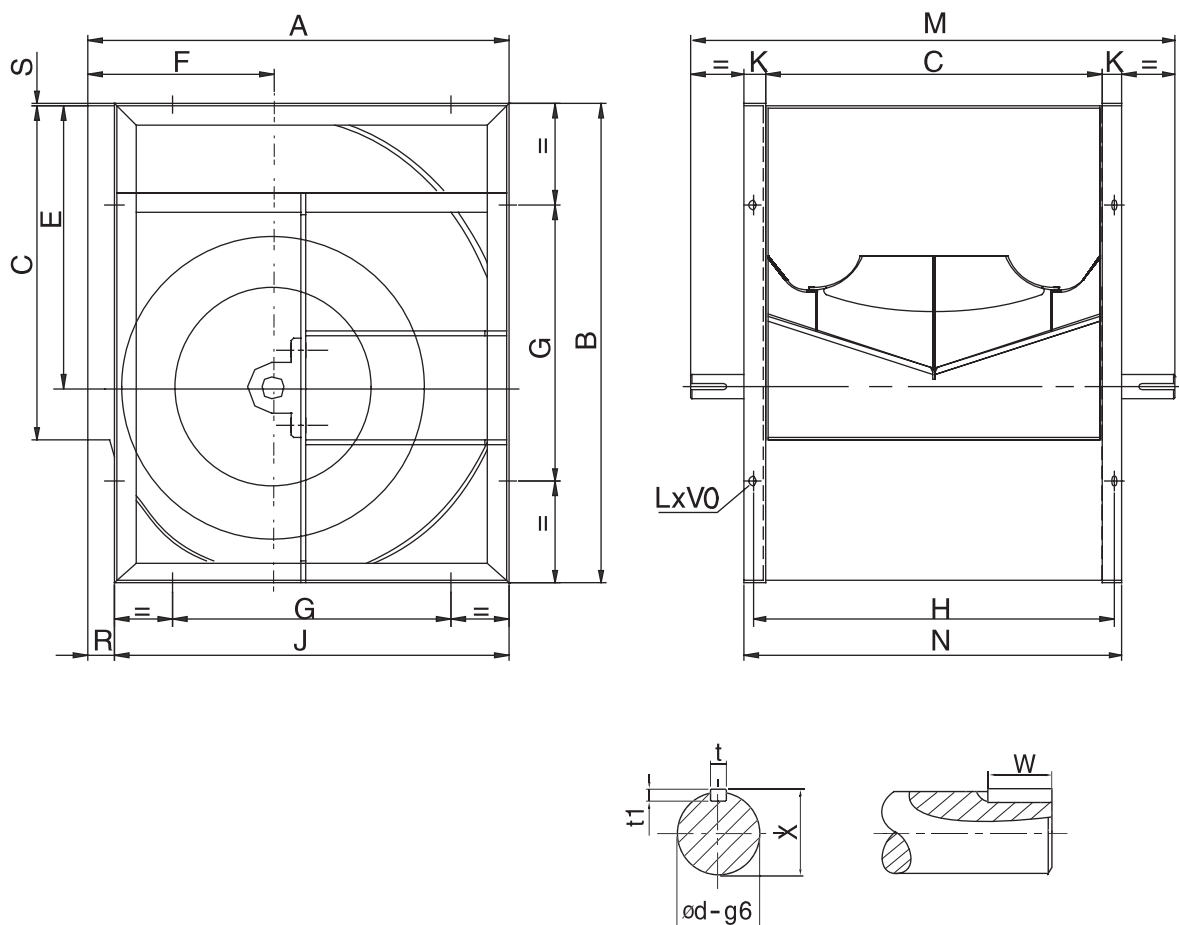
Model	A	B	C	E	F	G	J	M	N	X1	H1	H2	H3	t	t1	X	W	Φd
200	342	364	256	215	164	224	281	420	306	112	181	245	184	6	6	22.5	40	20
225	380	408	288	243	180	224	313	460	338	112	197	274	204	6	6	22.5	50	20
250	417	454	322	270	195	224	347	490	372	112	212	299	227	6	6	22.5	55	20

SYQ-R



Model	A	B	C	E	F	G	H	J	K	M	N	R	S	t	t1	X	W	ϕd
200	343	370	256	215	164	224	281	306	25	420	306	37	4	6	6	22.5	40	20
225	383	415	288	243	180	224	313	348	25	460	338	35	3	6	6	22.5	50	20
250	419	461	322	270	195	224	347	384	25	490	372	35	4	6	6	22.5	55	20

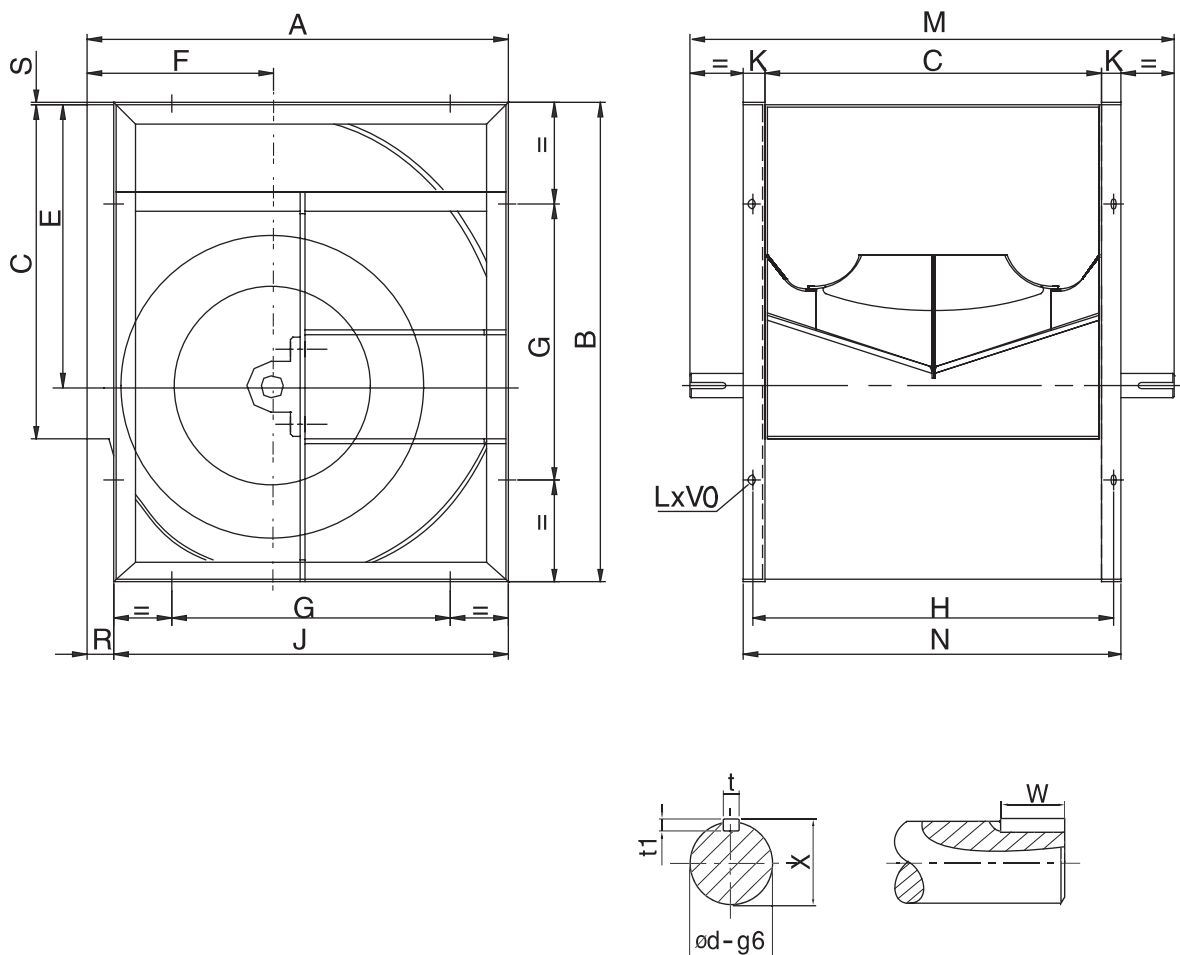
SYQ-R



SYQ

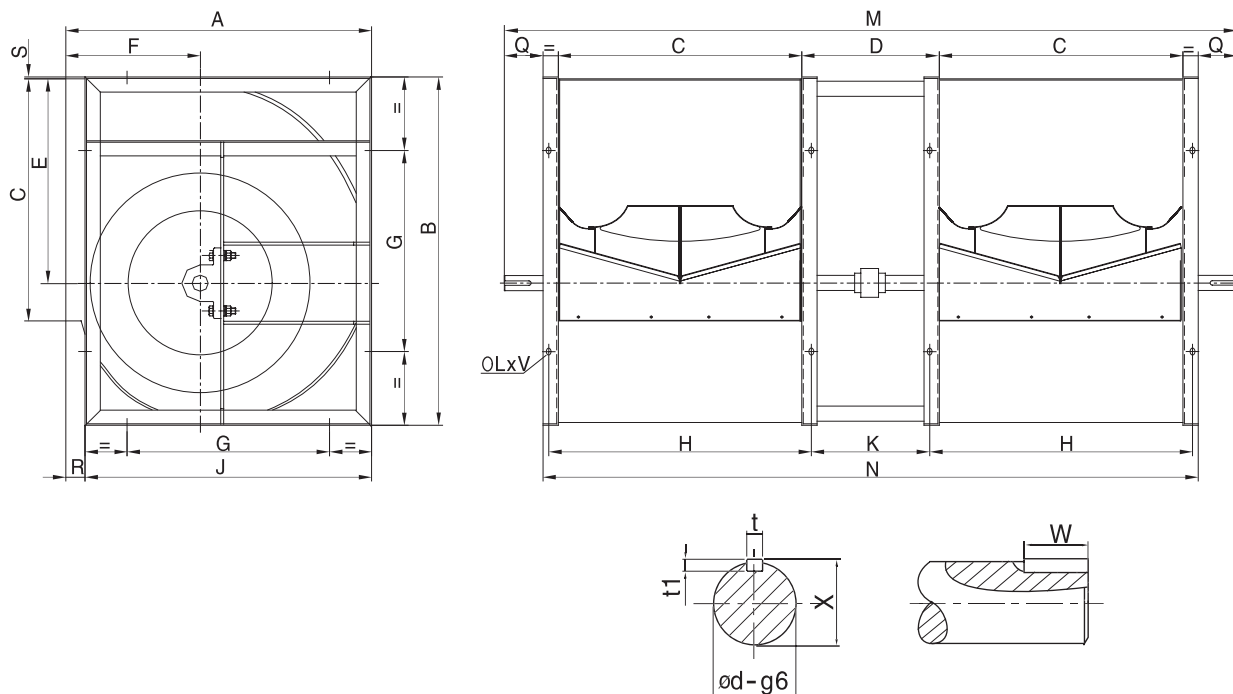
Model	A	B	C	E	F	G	H	J	K	M	N	R	S	t	t1	W	X	φ d	LxV
280	466	518	361	302	215	280	391	432	30	575	421	34	5	8	7	50	28	25	13x18
315	518	578	404	340	236	280	434	480	30	640	464	38	3	8	7	60	28	25	13x18
355	578	655	453	383	261	355	493	548	40	700	533	30	6	8	7	60	33	30	13x18
400	651	736	507	431.5	290	355	547	613	40	760	587	38	4.5	8	7	60	33	30	13x18
450	726	827	569	486	322	530	609	681	40	845	649	45	5	10	8	70	38	35	13x18
500	800	918	638	538	352	530	678	750	40	915	718	50	5	10	8	70	38	35	13x18
560	893	1030	715	602	390	530	765	845	50	1000	815	48	8	12	8	70	43	40	13x18
630	999	1157	801	678.5	434	530	851	946	50	1090	901	53	7	14	9	70	48.5	45	13x18
710	1121	1303	898	765	485	630	948	1058	50	1255	998	63	7	14	9	90	53.5	50	17x22

SYQ-K(Z)



Model	A	B	C	E	F	G	H	J	K	M	N	R	S	t	t1	W	X	φd	LxV
280	466	518	361	302	215	280	391	432	30	600	421	34	5	8	7	60	33	30	13x18
315	518	578	404	340	236	280	434	480	30	665	464	38	3	8	7	70	33	30	13x18
355	578	655	453	383	261	355	493	548	40	725	533	30	6	10	8	70	38	35	13x18
400	651	736	507	431.5	290	355	547	613	40	790	587	38	4.5	10	8	70	38	35	13x18
450	726	827	569	486	322	530	609	681	40	890	649	45	4.5	12	8	90	43	40	13x18
500	800	918	638	538	352	530	678	750	40	960	718	50	5	12	8	90	43	40	13x18
560	893	1030	715	603	390	530	765	845	50	1070	815	48	8	14	9	90	53.5	50	13x18
630	999	1157	801	678.5	434	530	851	946	50	1155	901	53	7	14	9	90	53.5	50	13x18
710	1121	1303	898	765	485	630	948	1058	50	1290	998	63	7	18	11	90	64	60	17x22
800	1250	1468	1007	862	535	710	1057	1181	50	1450	1107	69	7	18	11	90	64	60	17x22
900	1408	1648	1130	971	604	800	1180	1319	60	1570	1250	89	7	18	11	100	69	65	17x22
1000	1541	1810	1267	1066	657	900	1317	1462	60	1700	1387	79	9	18	11	100	69	65	17x22

SYQ-R(K)2



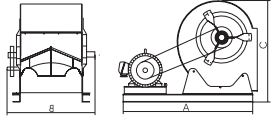
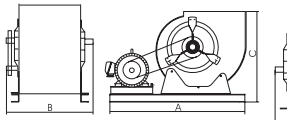
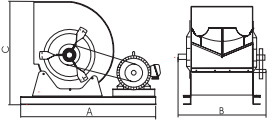
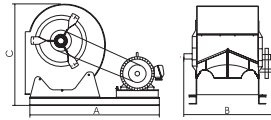
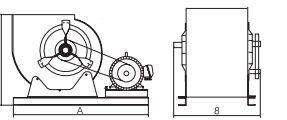
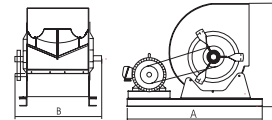
SYQ-R2

Model	A	B	C	D	E	F	G	H	J	K	M	N	Q	R	S	t	t1	W	X	φ d	LxV
280	466	518	361	280	302	214	280	391	432	250	1216	1060	77	34	5	8	7	50	28	25	13x18
315	518	578	404	315	340	236	280	434	480	285	1359	1183	88	38	3	8	7	60	28	25	13x18
355	578	654	453	355	383	260	355	493	548	315	1508	1339	83.5	30	6	8	7	60	33	30	13x18
400	650	736	507	400	432	290	355	547	612	360	1667	1492	86.5	38	4.5	8	7	60	33	30	13x18
450	726	827	569	450	486	322	530	609	681	410	1864	1666	98	45	5	10	8	70	38	35	13x18
500	800	918	638	500	538	352	530	678	750	460	2053	1856	98.5	50	5	10	8	70	38	35	13x18
560	893	1030	715	560	602	390	530	765	845	510	2275	2090	92.5	48	8	12	8	70	43	40	13x18
630	999	1157	801	630	678.5	434	530	851	946	580	2521	2332	94.5	53	7	14	9	70	48.5	45	13x18
710	1121	1303	898	710	765	485	630	948	1058	660	2863	2606	128.5	63	7	14	9	90	53.5	50	17x22

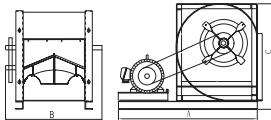
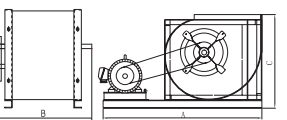
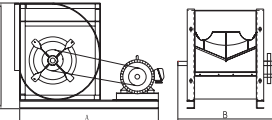
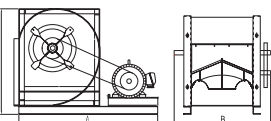
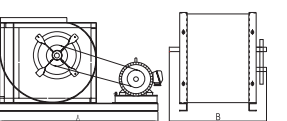
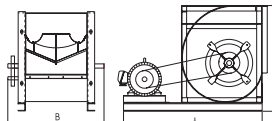
SYQ-K2

Model	A	B	C	D	E	F	G	H	J	K	M	N	Q	R	S	t	t1	W	X	φ d	LxV
355	578	654	453	355	383	260	355	493	548	315	1533	1339	96	30	6	10	8	70	38	35	13x18
400	650	736	507	400	432	290	355	547	612	360	1697	1492	99	38	4.5	10	8	70	38	35	13x18
450	726	827	569	450	486	322	530	609	681	410	1909	1666	120.5	45	5	12	8	90	43	40	13x18
500	800	918	638	500	538	352	530	678	750	460	2098	1856	121	50	5	12	8	90	43	40	13x18
560	893	1030	715	560	602	390	530	765	845	510	2345	2090	127.5	48	8	14	9	90	53.5	50	13x18
630	999	1157	801	630	678.5	434	530	851	946	580	2586	2332	127	53	7	14	9	90	53.5	50	13x18
710	1121	1303	898	710	765	485	630	948	1058	660	2898	2606	146	63	7	18	11	90	64	60	17x22
800	1250	1468	1007	800	862	535	710	1057	1181	750	3257	2914	171.5	69	7	18	11	90	64	60	17x22
900	1408	1648	1130	900	971	604	800	1180	1319	850	3600	3280	160	89	7	18	11	100	69	65	17x22
1000	1541	1810	1267	1000	1066	657	900	1317	1462	950	3967	3654	156.5	79	7	18	11	100	69	65	17x22

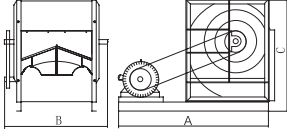
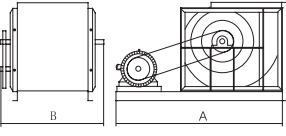
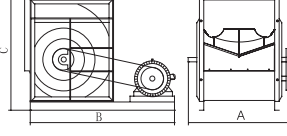
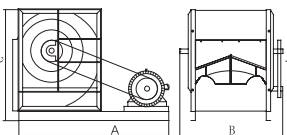
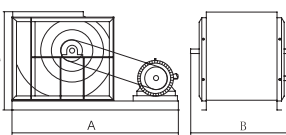
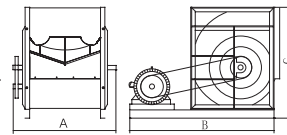
SYQ-L

		0°			90°			180°		
左旋LG										
右旋RD										
型号 Model	电机 机座型号 Motor FrameSize	A	B	C	A	B	C	A	B	C
200	56	560	420	394	580	420	348	560	420	396
	63	600	420	394	620	420	348	600	420	396
	71	640	420	394	660	420	348	640	420	396
	80	680	420	394	700	420	348	680	420	396
225	63	630	460	439	660	460	384	630	460	440
	71	670	460	439	700	460	384	670	460	440
	80	710	460	439	740	460	384	710	460	440
	90	450	460	439	780	460	384	750	460	440
250	63	660	490	484	680	490	422	660	490	482
	71	700	490	484	720	490	422	700	490	482
	80	740	490	484	760	490	422	740	490	482
	90	780	490	484	800	490	422	780	490	482

SYQ-R

		0°			90°			180°		
左旋LG										
右旋RD										
型号 Model	电机 机座型号 Motor FrameSize	A	B	C	A	B	C	A	B	C
200	56	560	420	394	580	420	348	560	420	396
	63	600	420	394	620	420	348	600	420	396
	71	640	420	394	660	420	348	640	420	396
	80	680	420	394	700	420	348	680	420	396
225	63	630	460	439	660	460	384	630	460	440
	71	670	460	439	700	460	384	670	460	440
	80	710	460	439	740	460	384	710	460	440
	90	450	460	439	780	460	384	750	460	440
250	63	660	490	484	680	490	422	660	490	482
	71	700	490	484	720	490	422	700	490	482
	80	740	490	484	760	490	422	740	490	482
	90	780	490	484	800	490	422	780	490	482

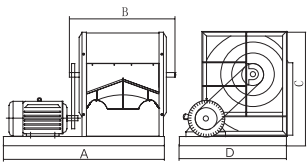
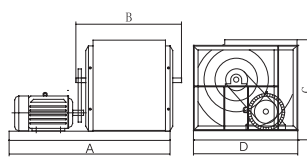
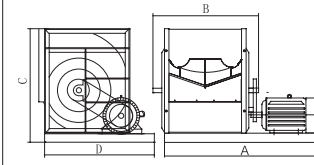
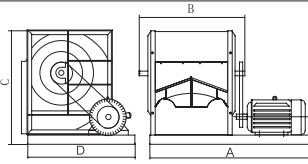
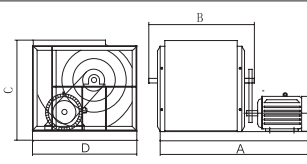
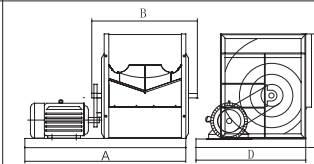
SYQ-R(K)

		0°				90°				180°			
左旋LG													
右旋RD													
型号 Model	电机 机座型号 Motor Frame Size	A	B		C	A	B		C	A	B		C
			R型	K型			R型	K型			R型	K型	
280	71	730	575	600	568	820	575	600	516	730	575	600	568
	80	750	575	600	568	840	575	600	516	750	575	600	568
	90	760	575	600	568	850	575	600	516	760	575	600	568
	100	810	575	600	568	890	575	600	516	810	575	600	568
	112	850	575	600	568	930	575	600	516	850	575	600	568
	132	850	575	600	568	930	575	600	516	850	575	600	568
315	71	790	640	665	628	900	640	665	568	790	640	665	628
	80	810	640	665	628	910	640	665	568	810	640	665	628
	90	830	640	665	628	930	640	665	568	830	640	665	628
	100	870	640	665	628	980	640	665	568	870	640	665	628
	112	925	640	665	628	1000	640	665	568	925	640	665	628
	132	930	640	665	628	1030	640	665	568	930	640	665	628
355	80	870	700	725	705	970	700	725	628	870	700	725	705
	90	890	700	725	705	990	700	725	628	890	700	725	705
	100	930	700	725	705	1030	700	725	628	930	700	725	705
	112	990	700	725	705	1090	700	725	628	990	700	725	705
	132	1020	700	725	705	1110	700	725	628	1020	700	725	705
	160	1070	700	725	705	1160	700	725	628	1070	700	725	705
400	90	1120	700	725	705	1200	700	725	628	1120	700	725	705
	90	980	760	790	786	1100	760	790	701	980	760	790	786
	100	1020	760	790	786	1140	760	790	701	1020	760	790	786
	112	1060	760	790	786	1190	760	790	701	1060	760	790	786
	132	1080	760	790	786	1210	760	790	701	1080	760	790	786
	160	1120	760	790	786	1240	760	790	701	1120	760	790	786
450	180	1160	760	790	786	1300	760	790	701	1160	760	790	786
	90	1050	845	890	877	1200	845	890	776	1050	845	890	877
	100	1100	845	890	877	1250	845	890	776	1100	845	890	877
	112	1150	845	890	877	1300	845	890	776	1150	845	890	877
	132	1220	845	890	877	1330	845	890	776	1220	845	890	877
	160	1270	845	890	877	1370	845	890	776	1270	845	890	877
500	180	1310	845	890	877	1410	845	890	776	1310	845	890	877
	200	1350	845	890	877	1450	845	890	776	1350	845	890	877
	90	1100	915	960	981	1280	915	960	863	1100	915	960	981
	100	1120	915	960	981	1120	915	960	863	1120	915	960	981
	112	1170	915	960	981	1340	915	960	863	1170	915	960	981
	132	1210	915	960	981	1385	915	960	863	1210	915	960	981
500	160	1260	915	960	981	1430	915	960	863	1260	915	960	981
	180	1300	915	960	981	1470	915	960	863	1300	915	960	981
	200	1350	915	960	981	1520	915	960	863	1350	915	960	981

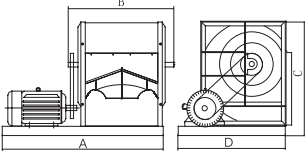
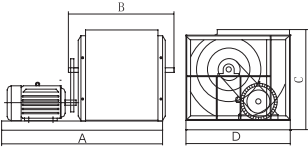
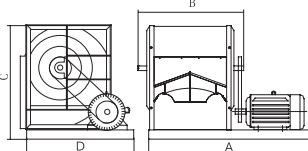
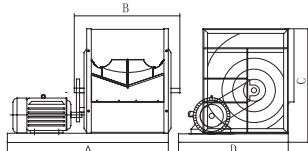
SYQ-R(K)

		0°				90°				180°			
													
													
型号 Model	电机 机座型号 Motor Frame Size	A	B		C	A	B		C	A	B		C
			R型	K型			R型	K型			R型	K型	
560	90	1220	1000	1070	1093	1410	1000	1070	956	1220	1000	1070	1093
	100	1260	1000	1070	1093	1450	1000	1070	956	1260	1000	1070	1093
	112	1300	1000	1070	1093	1490	1000	1070	956	1300	1000	1070	1093
	132	1310	1000	1070	1093	1500	1000	1070	956	1310	1000	1070	1093
	160	1380	1000	1070	1093	1580	1000	1070	956	1380	1000	1070	1093
	180	1390	1000	1070	1093	1580	1000	1070	956	1390	1000	1070	1093
	200	1440	1000	1070	1093	1630	1000	1070	956	1440	1000	1070	1093
630	100	1400	1090	1155	1220	1610	1090	1155	1062	1400	1090	1155	1220
	112	1430	1090	1155	1220	1640	1090	1155	1062	1430	1090	1155	1220
	132	1450	1090	1155	1220	1660	1090	1155	1062	1450	1090	1155	1220
	160	1500	1090	1155	1220	1710	1090	1155	1062	1500	1090	1155	1220
	180	1520	1090	1155	1220	1730	1090	1155	1062	1520	1090	1155	1220
	200	1570	1090	1155	1220	1780	1090	1155	1062	1570	1090	1155	1220
710	112	1600	1255	1290	1383	1850	1255	1290	1201	1600	1255	1290	1383
	132	1650	1255	1290	1383	1900	1255	1290	1201	1650	1255	1290	1383
	160	1700	1255	1290	1383	1950	1255	1290	1201	1700	1255	1290	1383
	180	1750	1255	1290	1383	2000	1255	1290	1201	1750	1255	1290	1383
	200	1770	1255	1290	1383	2020	1255	1290	1201	1770	1255	1290	1383
	225	1800	1255	1290	1383	2050	1255	1290	1201	1800	1255	1290	1383
800	132	1710	\	1450	1548	1950	\	1450	1330	1710	\	1450	1548
	160	1750	\	1450	1548	2040	\	1450	1330	1750	\	1450	1548
	180	1770	\	1450	1548	2060	\	1450	1330	1770	\	1450	1548
	200	1820	\	1450	1548	2110	\	1450	1330	1820	\	1450	1548
	225	1850	\	1450	1548	2140	\	1450	1330	1850	\	1450	1548
	250	1900	\	1450	1548	2190	\	1450	1330	1900	\	1450	1548
900	132	1860	\	1570	1748	2210	\	1570	1508	1860	\	1570	1748
	160	1900	\	1570	1748	2250	\	1570	1508	1900	\	1570	1748
	180	1950	\	1570	1748	2300	\	1570	1508	1950	\	1570	1748
	200	2000	\	1570	1748	2350	\	1570	1508	2000	\	1570	1748
	225	2030	\	1570	1748	2380	\	1570	1508	2030	\	1570	1748
	250	2080	\	1570	1748	2430	\	1570	1508	2080	\	1570	1748
	280	2150	\	1570	1748	2500	\	1570	1508	2150	\	1570	1748
1000	132	2110	\	1700	1910	2410	\	1700	1641	2110	\	1700	1910
	160	2150	\	1700	1910	2450	\	1700	1641	2150	\	1700	1910
	180	2200	\	1700	1910	2500	\	1700	1641	2200	\	1700	1910
	200	2200	\	1700	1910	2500	\	1700	1641	2200	\	1700	1910
	225	2250	\	1700	1910	2650	\	1700	1641	2250	\	1700	1910
	250	2330	\	1700	1910	2630	\	1700	1641	2330	\	1700	1910
	280	2400	\	1700	1910	2700	\	1700	1641	2400	\	1700	1910

SYQ-R(K)

		0°						90°						180°					
左旋LG																			
右旋RD																			
型号 Model	电机 机座型号 Motor Frame Size	A	B		C	D	A	B		C	D	A	B		C	D			
			R型	K型				R型	K型				R型	K型					
280	71	750	575	600	568	612	750	575	600	516	612	750	575	600	568	612			
	80	770	575	600	568	612	770	575	600	516	612	770	575	600	568	612			
	90	810	575	600	568	612	810	575	600	516	612	810	575	600	568	612			
	100	870	575	600	568	612	870	575	600	516	612	870	575	600	568	612			
	112	890	575	600	568	612	890	575	600	516	612	890	575	600	568	612			
	132	990	575	600	568	612	990	575	600	516	612	990	575	600	568	612			
	160	1150	575	600	568	612	1030	575	600	516	612	1030	575	600	568	612			
315	71	790	640	665	628	617	790	640	665	568	617	790	640	665	628	617			
	80	810	640	665	628	617	810	640	665	568	617	810	640	665	628	617			
	90	860	640	665	628	617	860	640	665	568	617	860	640	665	628	617			
	100	910	640	665	628	617	910	640	665	568	617	910	640	665	628	617			
	112	930	640	665	628	617	930	640	665	568	617	930	640	665	628	617			
	132	1030	640	665	628	617	1030	640	665	568	617	1030	640	665	628	617			
	160	1190	640	665	628	617	1070	640	665	568	617	1070	640	665	628	617			
355	71	850	700	725	705	655	850	700	725	628	655	850	700	725	705	655			
	80	870	700	725	705	655	870	700	725	628	655	870	700	725	705	655			
	90	920	700	725	705	655	920	700	725	628	655	920	700	725	705	655			
	100	970	700	725	705	655	970	700	725	628	655	970	700	725	705	655			
	112	990	700	725	705	655	990	700	725	628	655	990	700	725	705	655			
	132	1090	700	725	705	655	1090	700	725	628	655	1090	700	725	705	655			
	160	1250	700	725	705	655	1130	700	725	628	655	1130	700	725	705	655			
400	80	960	760	790	786	736	960	760	790	613	736	960	760	790	786	736			
	90	1000	760	790	786	736	1000	760	790	613	736	1000	760	790	786	736			
	100	1050	760	790	786	736	1050	760	790	613	736	1050	760	790	786	736			
	112	1070	760	790	786	736	1070	760	790	613	736	1070	760	790	786	736			
	132	1170	760	790	786	736	1170	760	790	613	736	1170	760	790	786	736			
	160	1300	760	790	786	736	1300	760	790	613	736	1300	760	790	786	736			
	180	1380	760	790	786	736	1380	760	790	613	736	1380	760	790	786	736			
450	90	1050	845	890	877	827	1050	845	890	776	827	1050	845	890	877	827			
	100	1100	845	890	877	827	1100	845	890	776	827	1100	845	890	877	827			
	112	1120	845	890	877	827	1120	845	890	776	827	1120	845	890	877	827			
	132	1220	845	890	877	827	1220	845	890	776	827	1220	845	890	877	827			
	160	1300	845	890	877	827	1300	845	890	776	827	1300	845	890	877	827			
	180	1380	845	890	877	827	1380	845	890	776	827	1380	845	890	877	827			
	200	1440	845	890	877	827	1440	845	890	776	827	1440	845	890	877	827			
500	90	1130	915	960	981	918	1130	915	960	863	918	1130	915	960	981	918			
	100	1150	915	960	981	918	1150	915	960	863	918	1150	915	960	981	918			
	112	1190	915	960	981	918	1190	915	960	863	918	1190	915	960	981	918			
	132	1290	915	960	981	918	1290	915	960	863	918	1290	915	960	981	918			
	160	1430	915	960	981	918	1430	915	960	863	918	1430	915	960	981	918			
	180	1500	915	960	981	918	1500	915	960	863	918	1500	915	960	981	918			
	200	1560	915	960	981	918	1560	915	960	863	918	1560	915	960	981	918			

SYQ-R(K)

		0°					90°					180°				
																
																
型号 Model	电机 机座型号 Motor Frame Size	A	B		C	D	A	B		C	D	A	B		C	D
			R型	K型				R型	K型				R型	K型		
560	90	1250	1000	1070	1093	1030	1250	1000	1070	956	1030	1250	1000	1070	1093	1030
	100	1290	1000	1070	1093	1030	1290	1000	1070	956	1030	1290	1000	1070	1093	1030
	112	1300	1000	1070	1093	1030	1300	1000	1070	956	1030	1300	1000	1070	1093	1030
	132	1400	1000	1070	1093	1030	1400	1000	1070	956	1030	1400	1000	1070	1093	1030
	160	1550	1000	1070	1093	1030	1550	1000	1070	956	1030	1550	1000	1070	1093	1030
	180	1600	1000	1070	1093	1030	1600	1000	1070	956	1030	1600	1000	1070	1093	1030
630	200	1660	1000	1070	1093	1030	1660	1000	1070	956	1030	1660	1000	1070	1093	1030
	90	1340	1090	1155	1220	1157	1340	1090	1155	1062	1157	1340	1090	1155	1220	1157
	100	1380	1090	1155	1220	1157	1380	1090	1155	1062	1157	1380	1090	1155	1220	1157
	112	1400	1090	1155	1220	1157	1400	1090	1155	1062	1157	1400	1090	1155	1220	1157
	132	1480	1090	1155	1220	1157	1480	1090	1155	1062	1157	1480	1090	1155	1220	1157
	160	1620	1090	1155	1220	1157	1620	1090	1155	1062	1157	1620	1090	1155	1220	1157
710	180	1680	1090	1155	1220	1157	1680	1090	1155	1062	1157	1680	1090	1155	1220	1157
	200	1740	1090	1155	1220	1157	1740	1090	1155	1062	1157	1740	1090	1155	1220	1157
	100	1480	1255	1290	1383	1303	1480	1255	1290	1508	1303	1480	1255	1290	1383	1303
	112	1500	1255	1290	1383	1303	1500	1255	1290	1508	1303	1500	1255	1290	1383	1303
	132	1600	1255	1290	1383	1303	1600	1255	1290	1508	1303	1600	1255	1290	1383	1303
	160	1730	1255	1290	1383	1303	1730	1255	1290	1508	1303	1730	1255	1290	1383	1303
800	180	1800	1255	1290	1383	1303	1800	1255	1290	1508	1303	1800	1255	1290	1383	1303
	200	1850	1255	1290	1383	1303	1850	1255	1290	1508	1303	1850	1255	1290	1383	1303
	225	1920	1255	1290	1383	1303	1920	1255	1290	1508	1303	1920	1255	1290	1383	1303
	100	1650	\	1450	1548	1468	1650	\	1450	1330	1468	1650	\	1450	1548	1468
	112	1650	\	1450	1548	1468	1650	\	1450	1330	1468	1650	\	1450	1548	1468
	132	1720	\	1450	1548	1468	1720	\	1450	1330	1468	1720	\	1450	1548	1468
900	160	1880	\	1450	1548	1468	1880	\	1450	1330	1468	1880	\	1450	1548	1468
	180	1950	\	1450	1548	1468	1950	\	1450	1330	1468	1950	\	1450	1548	1468
	200	2000	\	1450	1548	1468	2000	\	1450	1330	1468	2000	\	1450	1548	1468
	225	2050	\	1450	1548	1468	2050	\	1450	1330	1468	2050	\	1450	1548	1468
	132	1860	\	1570	1748	1648	1860	\	1570	1748	1648	1860	\	1570	1748	1648
	160	1980	\	1570	1748	1648	1980	\	1570	1748	1648	1980	\	1570	1748	1648
1000	180	2030	\	1570	1748	1648	2030	\	1570	1748	1648	2030	\	1570	1748	1648
	200	2100	\	1570	1748	1648	2100	\	1570	1748	1648	2100	\	1570	1748	1648
	225	2170	\	1570	1748	1648	2170	\	1570	1748	1648	2170	\	1570	1748	1648
	250	2270	\	1570	1748	1648	2270	\	1570	1748	1648	2270	\	1570	1748	1648
	280	2370	\	1570	1748	1648	2370	\	1570	1748	1648	2370	\	1570	1748	1648
	132	1990	\	1700	1910	1810	1990	\	1700	1641	1810	1990	\	1700	1910	1810
1000	160	2110	\	1700	1910	1810	2110	\	1700	1641	1810	2110	\	1700	1910	1810
	180	2160	\	1700	1910	1810	2160	\	1700	1641	1810	2160	\	1700	1910	1810
	200	2230	\	1700	1910	1810	2230	\	1700	1641	1810	2230	\	1700	1910	1810
	225	2300	\	1700	1910	1810	2300	\	1700	1641	1810	2300	\	1700	1910	1810
	250	2390	\	1700	1910	1810	2390	\	1700	1641	1810	2390	\	1700	1910	1810
	280	2500	\	1700	1910	1810	2500	\	1700	1641	1810	2500	\	1700	1910	1810



SYQ 系列风机运行极限

SYQ Series Ventilator Operational Limits

			200	225	250	280	315	355	400	450	500	560	630	710	800	900	1000
极限吸收功率 Max.absorbed Power	L	KW	1.5	1.5	2	/	/	/	/	/	/	/	/	/	/	/	/
	R	KW	2	3	3	5.5	4.8	5.5	6.0	8.0	12	14	20	20	/	/	/
	K	KW	/	/	/	8	8	15	15	15	22	30	35	40	30	43	55
	Z	KW	/	/	/	/	/	/	/	/	30	38.5	40	60	65	65	80
	R2	KW	/	/	/	5.5	6.5	8.5	8.5	12	13	14	18	18	/	/	/
	K2	KW	/	/	/	/	/	13	13	18.5	22	32	34	45	45	45	65
极限转速 Max.R.P.M	L	rpm	4500	3700	3500	/	/	/	/	/	/	/	/	/	/	/	/
	R	rpm	4900	4500	4100	4000	3200	2800	2400	2200	2000	1800	1700	1400	/	/	/
	K	rpm	/	/	/	4500	4000	3800	3200	2800	2500	2400	2000	1700	1300	1200	1100
	Z	rpm	/	/	/	/	/	/	/	/	2800	2600	2200	2000	1600	1400	1300
	R2	rpm	/	/	/	3200	2800	2600	2100	1800	1600	1400	1200	1000	/	/	/
	K2	rpm	/	/	/	/	/	3000	2400	2200	2000	1800	1600	1400	1200	1000	900
极限温度 (最低-20℃) Air Temperature Limits (Min-20℃)	L	Max.	85	85	85	/	/	/	/	/	/	/	/	/	/	/	/
	R/R2	℃	85	85	85	85	85	85	85	85	85	85	85	85	/	/	/
	K/K2	Max.	/	/	/	85	85	85	85	85	85	85	85	85	85	85	85
	Z	℃	/	/	/	/	/	/	/	/	85	85	85	85	85	85	85
风机重量 Fan Weight	L	Kg	8	10	16	/	/	/	/	/	/	/	/	/	/	/	/
	R	Kg	10	12	18	22	32.6	42.7	50.6	67.5	84.2	142	168	223	/	/	/
	K	Kg	/	/	/	32	42.6	54.7	63.6	82.5	104.2	171	197	271	300	481.5	530
	Z	Kg	/	/	/	/	/	/	/	/	107	174	200	274	304	485	535
	R2	Kg	/	/	/	46	67	91	107	143	176	300	352	462	/	/	/
	K2	Kg	/	/	/	/	/	111	127	173	217	358	410	558	616	989	1086

浙江亿利达风机股份有限公司

地址:台州市路桥区横街

Add:Hengjie, Luqiao District Taizhou City

电话Tel:0086(576)82652888 82656000 82653728

传真Fax:0086(576)82655758 邮编P.c:318056

E-mail:info@yilida.com

WWW.YILIDA.COM

Reference: SYQ-CY-2012, July 2012