

MODELS HREB-C & HRED-C

Hooded Propeller Roof Exhaust Fans

Advancing Ventilation



MODELS HREB-C & HRED-C

Hooded Propeller Roof Exhaust Fans



MODEL FEATURES

- Exhaust air to over 40,000 CFM up to 3/4" w.g.
- Belt drives permit easy performance adjustments when needed
- Direct drive units have low sound levels and quiet operation.
- Reversible blades available
- cULus 705 Listed (HREB-C only)

MODEL OPTIONS

MODEL NAME	DESCRIPTION
HREB-C	Belt Drive Hooded Propeller Roof Exhaust Fan
HRED-C	Direct Drive Hooded Propeller Roof Exhaust Fan

MODEL OVERVIEW

Models HREB-C and HRED-C are roof-mounted, low-profile exhaust fans rated from 5,700 to over 40,000 CFM with 3/4" static pressure. Seven sizes from 24-60 inches are available AMCA rated for Air and Sound performance. Available in galvanized or aluminum construction, they are used to exhaust air from a variety of commercial and industrial operations such as manufacturing and assembly plants, warehouses, garages, laundries, and similar buildings.

For greater versatility, reversible blades are available as an option. Exhaust or supply air movement is achieved by a remote reversing switch. The reverse feature can provide positive or negative building pressurization with single or multiple fan units. Maximum utilization of the fans can be achieved with this inexpensive option.

The unit's low silhouette fits today's clean uncluttered building design and its standard all galvanized construction provides years of resistance to corrosion.

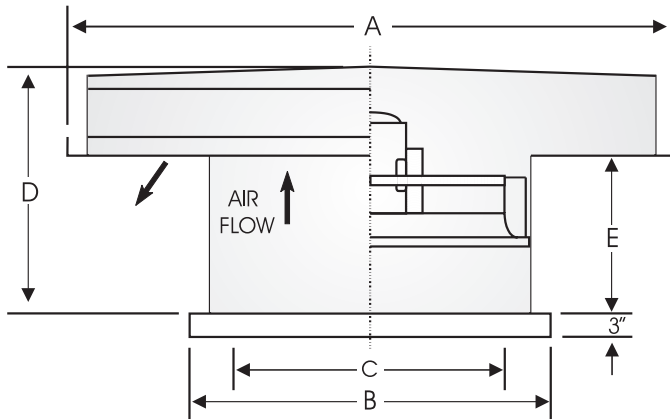
Greater hood strength and weather resistance are achieved from the modular design. Heavy-gauge galvanized hood sections are cross broken and connected by a standing seam for extra strength over conventional hood designs.

The knockdown feature on the larger sizes provides lower transit costs and ease of jobsite handling. This modular design is one of the strongest and easiest to assemble in the industry. Hood sizes 58 to 78 inch (represents fan sizes 24 to 36 inch) ship assembled. Hood sizes 87 to 123 inch (represent fan sizes 42 to 60 inch) ship knockdown or can be special ordered assembled.

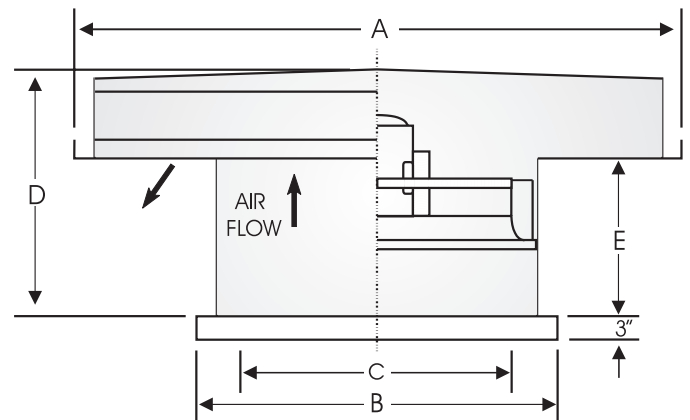
For damper maintenance, an entire side panel of the fan stack easily removes for access. The hood hinges open for motor access. Belt drive fan units have outboard drives and adjustable motor bases for easy maintenance. The belt drive fan units all have outboard drives and adjustable motor bases for easy maintenance.



DIMENSIONS



Model HREB-C Belt Drive



Model HRED-C Direct Drive

Size	Dimensions (Inches)						Metal Gauges				Avg. Wt.
	A	B	C	D	E	F	Hood Crown	Hood Side	Base	Curb Cap	
24	58	35	30	44	23	33-1/4	18	18	16	16	425
30	66	41	36	44	23	39-1/4	18	18	16	16	550
36	78	47	42	44	23	45-1/4	18	18	16	16	700
42	87	53	48	51	30	51-1/4	18	16	16	16	800
48	99	59	54	51	30	57-1/4	18	16	16	14	1100
54	111	65	60	51	30	63-1/4	18	16	14	14	1300
60	111	71	66	51	30	69-1/4	18	16	14	14	1550
60	123	71	66	51	30	69-1/4	18	16	14	14	1690


- A - Outside dimension of square hood.
B - Inside dimension of square curb cap.
C - Minimum inside dimension of curb or roof opening for rated performance.
D - Height of unit above curb cap.
E - Height of hood opening above curb cap.
F - Outside dimension of prefab curb.



MODELS HREB-C & HRED-C

Hooded Propeller Roof Exhaust Fans

CONSTRUCTION FEATURES AND OPTIONS



UL Standard 705 (optional) Listing assures electrical safety and reliability. Not available on HRED-C units.



PANEL ASSEMBLY

- Heavy-gauge G90 galvanized steel panel.
- One piece spun venturi for maximum efficiency.
- All welded support structure of minimum schedule 40 galvanized pipe.
- Motor/bearing plates of minimum 10 gauge galvanized steel.
- All welds coated with cold galvanized paint.

HOOD

- All heavy-gauge G90 galvanized steel.
- Low silhouette design for pleasing appearance.
- Unique design rain gutter minimizes water entrainment.
- Gutter provides additional hood strength and rigidity.
- Modular design for extra strength and cost savings.

BASE

- All galvanized construction for corrosion resistance.
- Secures fan unit to roof curb.
- Elevates fan unit above curb for ease of damper installation.
- Removable panel for damper access.

PROPELLER

- Two, three, four or six airfoil aluminum blades.
- Steel hub plate with steel taper lock bushing.
- Hub finished with corrosion resistant epoxy paint.
- Adjustable pitch for optimum efficiency.

DRIVES (BELT DRIVE MODELS)

- Sized for minimum 150% of drive horsepower.
- Single belt adjustable pitch sheaves through 3HP.
- Two belt fixed pitch sheaves 5HP through 10HP.
- Adjustable pitch sheaves are optional above 3HP.
- Adjustable tension rods or slide base for belt adjustment.
- Nonstatic oil resistant v-belts.
- Keyed, turned, ground and polished shafts with an anti-rust coating.

BEARINGS

- Bearings designed for minimum 200,000 hour life, L50.
- Cast iron self-aligning pillow block ball bearings.
- Bearings are sealed, prelubricated with relube fittings.

MOTORS

- Brands are nationally recognized and locally serviced.
- Open drip-proof construction is standard.
- High-efficiency, explosion proof, totally enclosed, multi-speed and corrosion duty motors can be specified.

AMCA SEAL

- Assures ratings of Air and Sound performance.




MODELS HREB-C & HRED-C

Hooded Propeller Roof Exhaust Fans

OPTIONS + ACCESSORIES

Roof Curb: Prefabricated heavy-gauge galvanized steel, welded construction, 12" high (other heights are also available) with 1-1/2" wood nailer. Assures perfect fit of exhauster to roof opening. Options include burglar bars, single or double pitch construction and hinged curbs for easy duct access.



Disconnect Switch: Nonfused safety disconnects are available for all motor sizes in rain-tight or open enclosures. Explosion proof, Nema 4 and 4X are also available.

Motor Operated Damper: Motor operated for positive closure against backdraft.

Automatic Damper: Automatic (counter-balanced) damper for ease in installation.



Bird Screen: 1/2" x 1" wire mesh guard prevents birds and other objects from entering fan.

Remote Drive: The motor is mounted on the stack exterior, out of the airstream. A motor cover is provided.

Fiberglass Free Insulation: Hood crown is covered with 1/2" high performance and ecologically friendly fiberglass free insulation only, to reduce fan sound and condensation.

Extended Grease Lines: Extended copper grease lines allow motor and/or fan bearings to be relubricated from the exterior.

Motor Safety Chain: Secures motor to fan unit to prevent motor accidentally falling during maintenance.

Aluminum Construction: Optional aluminum construction available for external fan components (hood and base) only.

Special Coatings: Powered roof exhausters often require special coatings for protective and decorative purposes. Available coatings include: Synthetic Resin, Epoxy, and Heresite (air-dried phenolic). Contact your representative or the factory for more information on available coatings and colors.



PERFORMANCE DATA - HREB-C BELT DRIVE

Model HREB-C	CFM / BHP @ Static Pressure							HP	RPM	Sones @ 5 ft.
	0	1/8	1/4	3/8	1/2	5/8	3/4			
24	5702 / 0.377	4678 / 0.400	3661 / 0.397	2480 / 0.392	1159 / 0.416	-	-	1/3	970	14.9
	6525 / 0.565	5613 / 0.599	4764 / 0.599	3792 / 0.595	2730 / 0.587	1582 / 0.624	-	1/2	1110	18.3
	7466 / 0.847	6653 / 0.894	5915 / 0.896	5153 / 0.896	4271 / 0.890	3399 / 0.891	2240 / 0.896	3/4	1270	23
	8230 / 1.135	7482 / 1.193	6806 / 1.202	6134 / 1.201	5417 / 1.193	4592 / 1.193	3809 / 1.194	1	1400	26
	9318 / 1.646	8647 / 1.722	8038 / 1.744	7450 / 1.743	6850 / 1.743	6220 / 1.733	5501 / 1.731	1-1/2	1585	32
	10347 / 2.254	9735 / 2.345	9176 / 2.382	8641 / 2.389	8113 / 2.384	7569 / 2.386	7003 / 2.382	2	1760	38
30	7209 / 0.404	5018 / 0.387	3176 / 0.370	-	-	-	-	1/3	680	13.2
	8269 / 0.610	6517 / 0.591	4594 / 0.558	3076 / 0.565	-	-	-	1/2	780	16.3
	9435 / 0.906	7802 / 0.879	6092 / 0.852	4715 / 0.826	3378 / 0.842	-	-	3/4	890	20
	10389 / 1.209	8811 / 1.173	7407 / 1.157	5963 / 1.135	4761 / 1.106	3524 / 1.129	-	1	980	24
	11874 / 1.805	10351 / 1.752	9420 / 1.752	7876 / 1.698	6728 / 1.674	5675 / 1.648	4619 / 1.667	1-1/2	1120	29
	13093 / 2.420	11601 / 2.350	10764 / 2.349	9647 / 2.312	8292 / 2.277	7287 / 2.216	6332 / 2.209	2	1235	34
36	15001 / 3.640	13542 / 3.539	12783 / 3.532	12052 / 3.533	10959 / 3.478	9741 / 3.424	8829 / 3.431	3	1415	44
	8786 / 0.387	6104 / 0.389	2134 / 0.352	-	-	-	-	1/3	580	13.3
	10073 / 0.584	7683 / 0.594	5107 / 0.550	-	-	-	-	1/2	665	16.5
	11588 / 0.889	9473 / 0.904	7492 / 0.863	4732 / 0.744	-	-	-	3/4	765	20
	12724 / 1.176	10811 / 1.197	9014 / 1.181	6896 / 1.104	3781 / 1.012	-	-	1	840	23
	14542 / 1.756	12808 / 1.788	11215 / 1.788	9677 / 1.708	7717 / 1.648	5057 / 1.472	-	1-1/2	960	29
42	15981 / 2.331	14338 / 2.374	12909 / 2.372	11537 / 2.340	9985 / 2.263	8167 / 2.193	5673 / 1.949	2	1055	33
	18329 / 3.516	16799 / 3.580	15675 / 3.578	14345 / 3.579	12167 / 3.530	11855 / 3.414	10286 / 3.301	3	1210	42
	21737 / 5.865	20331 / 5.964	19363 / 5.974	18375 / 5.969	17234 / 5.969	16243 / 5.940	15229 / 5.892	5	1435	55
	11430 / 0.56	7742 / 0.52	3688 / 0.50	-	-	-	-	1/2	500	13.8
	13031 / 0.82	9825 / 0.78	6049 / 0.72	-	-	-	-	3/4	570	17.3
	14402 / 1.11	11473 / 1.07	8238 / .99	5156 / .99	-	-	-	1	630	20
48	16460 / 1.66	13847 / 1.62	11364 / 1.55	8139 / 1.44	5678 / 1.48	-	-	1-1/2	720	25
	18175 / 2.24	15774 / 2.19	13581 / 2.12	10974 / 2.02	8187 / 1.94	5992 / 2.01	-	2	795	29
	20804 / 3.35	18662 / 3.31	16733 / 3.23	14785 / 3.15	12378 / 3.02	9852 / 2.91	7924 / 2.96	3	910	36
	24690 / 5.61	22852 / 5.56	21174 / 5.48	19567 / 5.38	17934 / 5.29	16052 / 5.16	13836 / 4.98	5	1080	49
	15781 / 0.832	12968 / 0.908	9524 / 0.814	-	-	-	-	3/4	450	16.3
	17360 / 1.107	14879 / 1.199	11860 / 1.102	8269 / 1.111	-	-	-	1	495	18.9
54	19814 / 1.647	17669 / 1.743	15126 / 1.761	12415 / 1.612	9098 / 1.660	-	-	1-1/2	565	23
	21919 / 2.229	19977 / 2.344	17838 / 2.432	15433 / 2.384	12834 / 2.182	9694 / 2.256	-	2	625	27
	25075 / 3.337	23364 / 3.512	21654 / 3.560	19566 / 3.587	17502 / 3.470	15250 / 3.264	12688 / 3.232	3	715	32
	29809 / 5.606	28351 / 5.885	26957 / 5.894	25466 / 6.081	23707 / 6.096	21940 / 6.000	20177 / 5.563	5	850	43
	33842 / 8.204	32546 / 8.574	31316 / 8.634	30072 / 8.712	28720 / 8.921	27168 / 8.936	25584 / 8.776	7-1/2	965	53
	37349 / 11.028	36166 / 11.478	35044 / 11.602	33932 / 11.595	32782 / 11.718	31524 / 12.008	30116 / 12.021	10	1065	62
60	28075 / 2.084	24746 / 2.252	21152 / 2.357	17397 / 2.317	13225 / 2.128	-	-	2	530	28
	32312 / 3.177	29421 / 3.371	27975 / 3.468	23156 / 3.593	19939 / 3.532	16352 / 3.241	-	3	610	34
	37874 / 5.116	35407 / 5.343	32940 / 5.570	30341 / 5.745	27494 / 5.789	24714 / 5.687	21912 / 5.522	5	715	44
	43171 / 7.576	41007 / 7.836	38843 / 8.095	36670 / 8.350	34336 / 8.520	31840 / 8.574	29337 / 8.413	7-1/2	815	55
	47674 / 10.203	45714 / 10.489	43754 / 10.775	41794 / 11.061	39797 / 11.325	37648 / 11.488	35385 / 11.546	10	900	66
	28479 / 2.264	23920 / 2.303	19370 / 2.184	13910 / 1.862	-	-	-	2	450	26
60	33225 / 3.596	29133 / 3.675	25508 / 3.586	21380 / 3.471	16669 / 2.978	10364 / 2.639	-	3	525	33
	38288 / 5.502	35426 / 5.623	31547 / 5.597	28228 / 5.496	24575 / 5.311	20563 / 5.083	15845 / 4.517	5	605	41
	44301 / 8.523	40836 / 8.697	38290 / 8.708	35595 / 8.567	32709 / 8.512	29610 / 8.222	26232 / 7.869	7-1/2	700	53
	48414 / 11.124	45118 / 11.338	42732 / 11.372	40389 / 11.315	37818 / 11.099	35137 / 11.120	32275 / 10.731	10	765	62

Performance certified for Installation Type A: Free inlet, Free outlet. BHP does not include transmission losses. The sound ratings shown are loudness values in fan sones at 5 ft. (1.5m) in a hemispherical free field calculated per AMCA Standard 301. Values shown are installation Type A: free inlet fan sone levels.



S&P USA Ventilation Systems, LLC., Div. of Soler & Palau Ventilation Group, certifies that the Models HREB-C shown herein are licensed to bear the AMCA Seal. The ratings shown are based on test and procedures performed in accordance with AMCA Publication 211 and AMCA Publication 311 and comply with the requirement of the AMCA Certified Ratings Program.



MODELS HREB-C & HRED-C

Hooded Propeller Roof Exhaust Fans

PERFORMANCE DATA - HRED-C DIRECT DRIVE

Model HRED-C	CFM / BHP @ Static Pressure							HP	RPM	Sones @ 5 ft.
	0	1/8	1/4	3/8	1/2	5/8	3/4			
24	5991 / 0.541	5222 / 0.607	4453 / 0.617	2966 / 0.597	2203 / 0.609			1/2	870	16.1
	6908 / 0.867	6081 / 0.86	5194 / 0.854	3735 / 0.831	2780 / 0.842	1193 / 0.851		3/4	870	18
	5219 / 0.325	4327 / 0.384	3555 / 0.398	2526 / 0.381	1709 / 0.363			1/3	1160	19.7
	6390 / 0.570	5597 / 0.622	4739 / 0.627	3798 / 0.617	2572 / 0.617	1297 / 0.606		1/2	1160	21
	7394 / 0.892	6553 / 0.902	5687 / 0.893	4861 / 0.874	3918 / 0.884	2755 / 0.892	1715 / 0.983	3/4	1160	23
	8361 / 1.237	7480 / 1.247	6758 / 1.248	6041 / 1.239	5084 / 1.215	3481 / 1.239	2323 / 1.258	1	1160	24
	8800 / 1.662	8133 / 1.726	7560 / 1.746	6979 / 1.736	6254 / 1.710	4759 / 1.694	4216 / 1.694	1-1/2	1160	25
	7115 / 0.896	6567 / 1.021	5995 / 1.045	5406 / 1.102	4802 / 1.106	4138 / 1.114	3369 / 1.083	1	1750	31
	9535 / 1.697	8870 / 1.719	8189 / 1.728	7487 / 1.721	6759 / 1.714	5990 / 1.683	5159 / 1.686	1-1/2	1750	43
	10288 / 2.216	9673 / 2.306	9112 / 2.342	8574 / 2.349	8042 / 2.343	7494 / 2.346	6924 / 2.337	2	1750	37
30	8058 / 0.597	6645 / 0.627	5130 / 0.612	3974 / 0.570				1/2	870	16.9
	8885 / 0.852	7507 / 0.891	6113 / 0.888	5383 / 0.878	4050 / 0.838	2400 / 0.858		3/4	870	19.7
	10095 / 1.255	8508 / 1.256	7085 / 1.208	5837 / 1.185	4593 / 1.149	3590 / 1.140	2116 / 1.186	1	870	20
	11015 / 1.890	9970 / 1.890	8893 / 1.874	8361 / 1.849	7542 / 1.690	5640 / 1.721	4904 / 1.750	1-1/2	870	21
	12350 / 2.621	11159 / 2.505	9333 / 2.460	7529 / 2.408	8180 / 2.307	6815 / 2.642	5793 / 2.352	2	870	24
	9274 / 0.860	8023 / 0.886	6518 / 0.863	4673 / 0.820	2755 / 0.816			3/4	1160	25
	10694 / 1.267	9425 / 1.257	7878 / 1.231	6528 / 1.159	4811 / 1.140	2873 / 1.216		1	1160	29
	12020 / 1.923	10870 / 1.924	9633 / 1.896	8269 / 1.849	7103 / 1.815	6316 / 1.821	5272 / 1.778	1-1/2	1160	30
	12847 / 2.523	11665 / 2.545	10635 / 2.542	9601 / 2.517	8715 / 2.493	7782 / 2.446	6963 / 2.324	2	1160	33
	14635 / 3.789	13612 / 3.698	12046 / 3.592	10947 / 3.559	10069 / 3.537	9085 / 3.531	8146 / 3.391	3	1160	37
36	12938 / 2.463	12151 / 2.534	11337 / 2.536	10304 / 2.536	9364 / 2.532	8331 / 2.501	7503 / 2.464	2	1750	46
	15195 / 3.850	14454 / 3.896	13595 / 3.898	12668 / 3.900	11692 / 3.826	10813 / 3.791	9585 / 3.667	3	1750	54
	10708 / 0.780	9073 / 0.833	7377 / 0.845	5612 / 0.808				3/4	870	22
	12730 / 1.152	11041 / 1.200	9168 / 1.184	7346 / 1.169	5061 / 1.101			1	870	26
	13685 / 1.745	12339 / 1.718	10479 / 1.629	8588 / 1.591	6455 / 1.569	3906 / 1.606		1-1/2	870	30
	16374 / 2.409	14844 / 2.388	13309 / 2.392	11779 / 2.312	10037 / 2.191	7404 / 2.162	4676 / 2.102	2	870	28
	18199 / 3.466	16805 / 3.322	15502 / 3.285	14102 / 3.277	12081 / 3.118	9540 / 3.143	6836 / 3.268	3	870	32
	14053 / 1.744	12929 / 1.849	11650 / 1.865	10402 / 1.895	9167 / 1.882	7833 / 1.845	6471 / 1.769	1-1/2	1160	34
	14679 / 2.115	13505 / 2.186	12290 / 2.221	10972 / 2.206	9636 / 2.189	8405 / 2.172	7148 / 2.158	2	1160	35
	17582 / 3.577	16319 / 3.541	15067 / 3.534	13775 / 3.523	12491 / 3.523	11275 / 3.512	9950 / 3.487	3	1160	37
36	21936 / 5.769	20539 / 5.574	19232 / 5.503	17980 / 5.498	16773 / 5.523	15581 / 5.523	14152 / 5.480	5	1160	47
	15035 / 3.422	14138 / 3.515	13355 / 3.547	12613 / 3.550	11869 / 3.544	11060 / 3.555	10171 / 3.448	3	1750	74
	20465 / 5.422	19705 / 5.639	18927 / 5.770	18129 / 5.832	17312 / 5.843	16476 / 5.826	15609 / 5.903	5	1750	75
	24839 / 8.311	24078 / 8.482	23262 / 8.608	22392 / 8.685	21480 / 8.718	20544 / 8.716	19609 / 8.663	7-1/2	1750	81

Performance shown is for Installation Type A: Free inlet, Free outlet. BHP does not include drive losses.



S&P USA Ventilation Systems, LLC., Div. of Soler & Palau Ventilation Group, certifies that the Models HRED-C shown herein are licensed to bear the AMCA Seal. The ratings shown are based on test and procedures performed in accordance with AMCA Publication 211 and comply with the requirement of the AMCA Certified Ratings Program.



PERFORMANCE DATA - HRED-C DIRECT DRIVE

Model HRED-C	CFM / BHP @ Static Pressure							HP	RPM	Sones @ 5 ft.
	0	1/8	1/4	3/8	1/2	5/8	3/4			
42	6570 / 1.609	14167 / 1.551	11262 / 1.420	7973 / 1.426	-	-	-	1-1/2	870	33
	19940 / 2.305	17744 / 2.305	15655 / 2.306	13058 / 2.215	10682 / 2.153	-	-	2	870	37
	21640 / 3.95	19785 / 3.89	17763 / 3.81	15602 / 3.72	13345 / 3.67	11007 / 3.67	8532 / 3.73	3	870	41
	21966 / 3.308	20500 / 3.444	18953 / 3.489	17344 / 3.492	15718 / 3.518	14022 / 3.444	12180 / 3.312	3	1160	58
	26310 / 5.833	24753 / 5.770	23272 / 5.771	21656 / 5.642	19945 / 5.643	18332 / 5.356	16737 / 4.609	5	1160	59
	20253 / 5.745	19103 / 5.648	17959 / 5.619	16823 / 5.620	15703 / 5.493	14611 / 5.497	13403 / 5.297	5	1750	93
48	20688 / 2.317	19025 / 2.402	16940 / 2.418	15074 / 2.389	13092 / 2.184	10681 / 2.196	7827 / 2.224	2	870	41
	25857 / 3.483	23353 / 3.470	20843 / 3.448	18197 / 3.344	15375 / 3.114	12299 / 3.178	8647 / 2.975	3	870	44
	30637 / 5.760	28009 / 5.547	25382 / 5.505	22872 / 5.527	20457 / 5.573	17925 / 5.584	14299 / 5.353	5	870	48
	34585 / 8.315	33085 / 8.498	31514 / 8.610	29874 / 8.656	28175 / 8.648	26449 / 8.493	24689 / 8.506	7-1/2	870	50
	37488 / 11.819	35927 / 11.332	34497 / 11.090	32665 / 10.976	30613 / 10.985	28509 / 10.499	26495 / 10.506	10	870	56
	30735 / 5.883	28107 / 5.486	25346 / 5.411	22591 / 5.430	19994 / 5.239	17423 / 4.666	14714 / 4.779	5	1160	71
54	34476 / 8.257	32589 / 8.222	30723 / 8.227	28848 / 8.230	26934 / 8.174	24944 / 7.914	22873 / 7.765	7-1/2	1160	79
	38005 / 11.916	35927 / 11.509	34081 / 11.356	32323 / 11.324	30562 / 11.337	28647 / 10.825	26258 / 10.795	10	1160	99
	27942 / 3.470	25431 / 3.528	22691 / 3.539	19504 / 3.486	16154 / 3.296	12685 / 3.033	9565 / 2.570	3	870	43
	37098 / 4.879	34410 / 5.044	31722 / 5.209	29013 / 5.310	26232 / 5.322	23290 / 5.270	20389 / 5.119	5	870	58
	44330 / 8.857	41565 / 8.595	38801 / 8.333	36024 / 8.089	33088 / 8.026	29922 / 8.003	26445 / 7.749	7-1/2	870	67
	43655 / 11.930	40830 / 11.397	38170 / 11.216	35619 / 11.208	33151 / 11.013	30745 / 11.003	28251 / 10.863	10	870	69
60	27088 / 5.860	25568 / 5.788	23941 / 5.772	22218 / 5.777	20425 / 5.606	18586 / 5.506	16718 / 5.340	5	1160	87
	36365 / 8.495	34710 / 8.753	33103 / 8.897	31500 / 8.957	29856 / 8.955	28086 / 8.811	26063 / 8.824	7-1/2	1160	92
60	48780 / 11.909	45778 / 11.745	42747 / 11.728	39680 / 11.667	36563 / 11.253	33414 / 10.753	30299 / 10.717	10	870	88

Performance shown is for Installation Type A: Free inlet, Free outlet. BHP does not include drive losses.



S&P USA Ventilation Systems, LLC., Div. of Soler & Palau Ventilation Group, certifies that the Models HRED-C shown herein are licensed to bear the AMCA Seal. The ratings shown are based on test and procedures performed in accordance with AMCA Publication 211 and comply with the requirement of the AMCA Certified Ratings Program.



S&P USA Ventilation Systems, LLC

6393 Powers Avenue
Jacksonville, FL 32217
T. 904-731-4711 • F. 904-737-8322
www.solerpalau-usa.com

S&P Canada Ventilation Products, Inc.

6710 Maritz Drive Unit #7
Mississauga, ON L5W 0A1 - Canada
T. 416-744-1217 • F. 416-744-0887
www.solerpalaucanada.com

