Vanman Industrial (Shanghai) Co., Ltd

SL50

技术参数 Technical Parameters

材质 Material	6063-T5
间距 Spacing	50.8 mm
角度 Angle	25 ^{0}
深度 Depth	130 mm
安装 Install	水平（H）

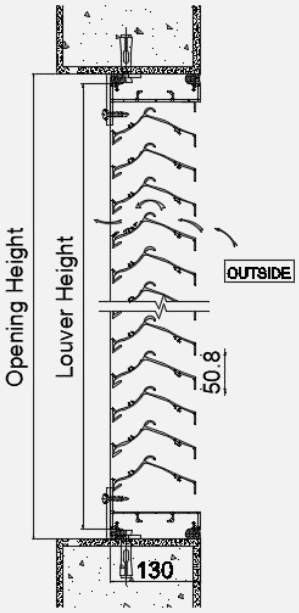

VERTICAL SECTION

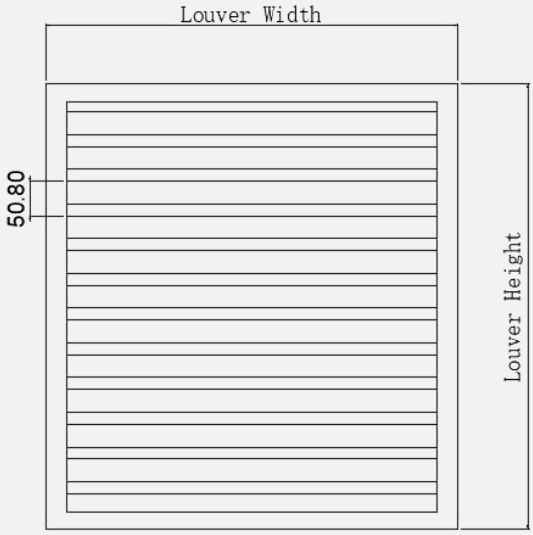

FRONT ELEVATION

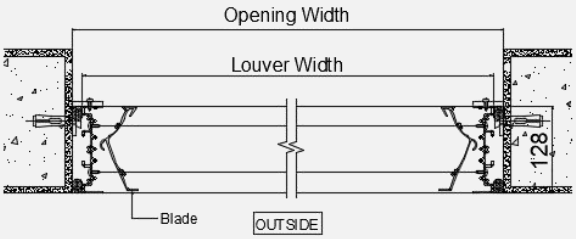

PLAN SECTION

渗水测试数据 Water Penetration Data

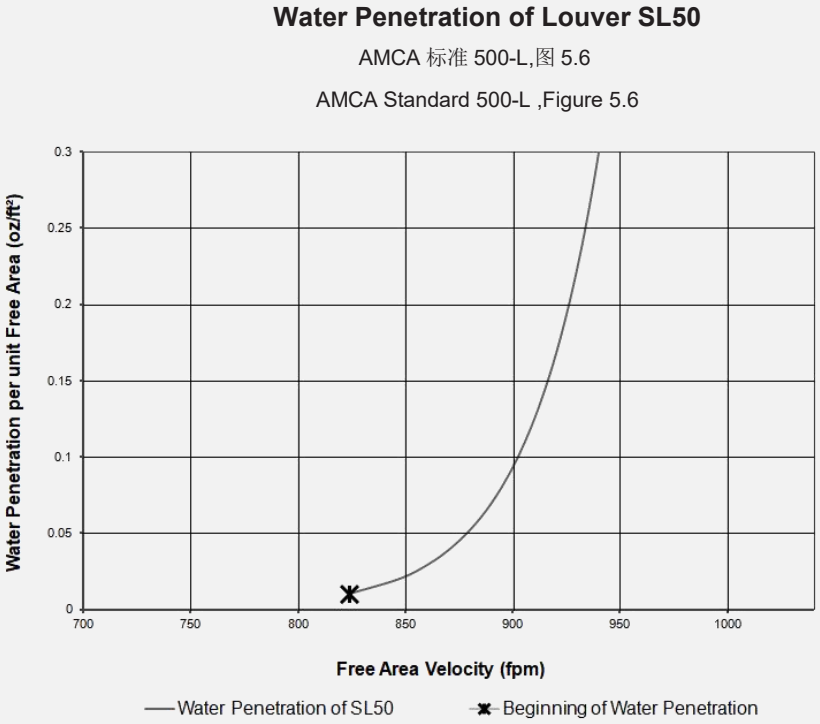

Test Results：

Det	Qs （cfm）	VFree Area （fpm）	Net Weight （OZ / ft²）
1	6223.4	747.1	0.001
2	6668.8	800.6	0.006
3	7086.2	850.7	0.02
4	7480.3	898.0	0.087

基于 AMCA 测量的自由面积开始渗水点自由区速度：4.2 m/s（824 fpm）

（0.01oz / ft² 基于 15 分钟间隔测试）

Beginning of water penetration based on AMCA measured free area ：

4.2 m/s (824 fpm)

(0.01oz / ft² of free area based on a 15 minute interval test)

空气性能测试数据 Air Performance Data

百叶尺寸 1220 mm x 1220 mm (48" x48")进行压降测试

Pressure Drop testing performed on 1220 mm x 1220 mm (48" x48") unit

AMCA 标准 500-L,图 5.5,数据根据标准空气密度校正的数据

AMCA Standard 500-L,Figure 5.5,Data corrected to standard air density

Intake C_D	Free Area Velocity m/s（fpm）	Air Volume m^3/s（cfm）	Pressure Pa (in.wg)	C_D Class
0.292	4.1（798）	3.1（6647）	37（0.15）	3
Exhaust C_D	**Free Area Velocity m/s（fpm）**	**Air Volume m^3/s（cfm）**	**Pressure Pa (in.wg)**	**C_D Class**
0.276	4.1（798）	3.1（6647）	42（0.17）	3

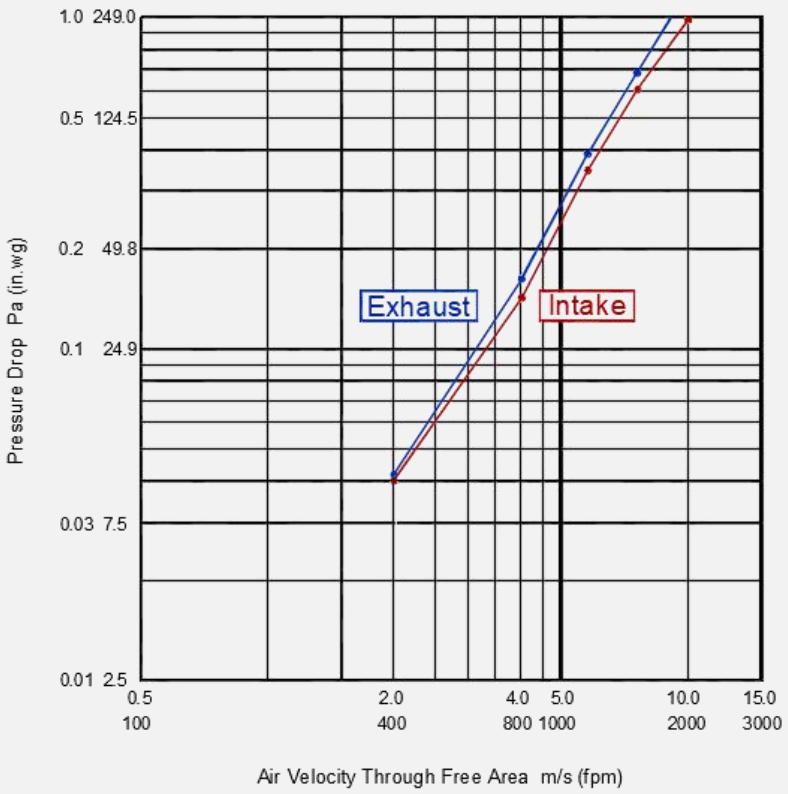

FREE AREA GUIDE

Unit – Inches and mm

Width - Inches and mm

Height- Inches and mm

IN.	12	24	36	48	60	72	84	96	108	120
mm	305	610	914	1219	1524	1829	2134	2438	2743	3048
12	0.3	0.67	1.05	1.42	1.8	2.17	2.55	2.92	3.3	3.67
305	0.03	0.06	0.1	0.13	0.17	0.2	0.24	0.27	0.31	0.34
24	0.78	1.76	2.75	3.73	4.72	5.7	6.69	7.67	8.65	9.64
610	0.07	0.16	0.26	0.35	0.44	0.53	0.62	0.71	0.8	0.9
36	1.26	2.86	4.45	6.04	7.64	9.23	10.82	12.42	14.01	15.61
914	0.12	0.27	0.41	0.56	0.71	0.86	1.01	1.15	1.3	1.45
48	1.74	3.95	6.15	8.35	10.56	12.76	14.96	17.17	19.37	21.57
1219	0.16	0.37	0.57	0.78	0.98	1.19	1.39	1.6	1.8	2
60	2.23	5.04	7.85	10.66	13.48	16.29	19.1	21.91	24.73	27.54
1524	0.21	0.47	0.73	0.99	1.25	1.51	1.77	2.04	2.3	2.56
72	2.71	6.13	9.55	12.97	16.4	19.82	23.24	26.66	30.08	33.51
1829	0.25	0.57	0.89	1.2	1.52	1.84	2.16	2.48	2.79	3.11
84	3.19	7.22	11.25	15.29	19.32	23.35	27.38	31.41	35.44	39.47
2134	0.3	0.67	1.05	1.42	1.79	2.17	2.54	2.92	3.29	3.67
96	3.67	8.31	12.96	17.6	22.24	26.88	31.52	36.16	40.8	45.44
2438	0.34	0.77	1.2	1.64	2.07	2.5	2.93	3.36	3.79	4.22
108	4.16	9.41	14.66	19.91	25.16	30.41	35.66	40.91	46.16	51.41
2743	0.39	0.87	1.36	1.85	2.34	2.83	3.31	3.8	4.29	4.78
120	4.64	10.5	16.36	22.22	28.08	33.94	39.79	45.65	51.51	57.37
3048	0.43	0.98	1.52	2.06	2.61	3.15	3.7	4.24	4.79	5.33

Inform client if non-compliance with +/- 5%

风驱动雨测试数据 AMCA 500-L Wind-driven Rain Data

测试尺寸：1220 mm x 1220 mm (48" x 48") 核心尺寸：1000 mm x 1000 mm (39" x 39")

Test size：1220 mm x 1220 mm (48" x 48") Core area：1000 mm x 1000 mm (39" x 39")

风速13 m/s，降雨量76 mm/h 测试条件

13 m/s (29 mph) wind & 76 mm (3") per hour rain conditions

AMCA标准 500-L-99，图 5.11

AMCA Standard 500-L-99，Figure 5.11

Core Velocity m/s (fpm)	Effectiveness Ratio%	Penetration Class
0.0 (0)	94.7	C
0.5 (98)	92.8	C
1.0 (197)	91.6	C
1.5 (295)	90.1	C
2.0 (393)	88.1	C
2.5 (492)	83.8	C
3.0 (590)	73.5	D
3.5 (688)	56.4	D
4.0 (787)	44.9	D
4.5 (886)	34.7	D
5.0 (984)	22.8	D

风速22 m/s，降雨量202.4 mm/h 测试条件

22 m/s (50 mph) wind & 202.4 mm (8") per hour rain conditions

AMCA标准 500-L-99，图 5.11

AMCA Standard 500-L-99，Figure 5.11

Core Velocity m/s (fpm)	Effectiveness Ratio%	Penetration Class
0.0 (0)	89.6	C
0.5 (96)	88.7	C
1.0 (197)	86.8	C
1.5 (289)	82.9	C
2.0 (396)	78.2	D
2.4 (482)	74.0	D
3.0 (587)	65.8	D
3.5 (691)	55.7	D
4.0 (792)	46.0	D
4.5 (888)	37.5	D
5.0 (984)	31.6	D

NOTES：

核心面积是百叶窗正面的开放面积(正面面积除框)，核心速度是通过百叶核心区域的气流速度(1m x 1m)

Core area is the open area of the louver face (face area less lover frames). Core Velocity is the airflow velocity through the core area of the louver (1 m x 1 m)

测试尺寸的自由面积按 AMCA 标准 500-L 计算

Free Area of test size is calculated per AMCA standard 500-L

风驱动雨渗透等级 Wind Driven Rain Penetration Classes

Class	Effectiveness
A	99.9 to 99%
B	98.9% to 95%
C	94.9% to 80%
D	Blow 80%

损失等级 Discharge Loss Class

流量损失系数的计算方法是百叶窗的实际风量与开口的理论风量的比值，它可以显示百叶窗的气流特性。

Discharge Loss Coefficient is calculated by dividing a louvers' actual airflow rate vs. a theoretical airflow for the opening. It provides an indication of the louvers' airflow characteristics.

Class	Discharge Loss Coefficient
1	0.4 and above
2	0.3 to 0.399
3	0.2 to 0.299
4	0.199 and below

系数越大，对气流的阻力就越小，AMCA500-L 风驱动雨试验是在实验室环境中进行的，结合可控的风、水和系统气流，在实际的现场安装中，风暴可能会产生 AMCA 测试没有考虑到的条件，阁楼和类似的应用，在一个封闭的空间风可以穿过多个百叶是 AMCA 测试没有模拟的另一种情况，这些应用可以提高百叶水的渗透，由于这些不受控制的情况，建议在建筑设计中管理穿过百叶窗的水渗透的规定

The higher the coefficient, the less resistance to airflow，The AMCA500-L Wind Driven Rain Test is performed in a laboratory environment and incorporates controlled wind, water and systemairflow effects. In actual field installations, storms may create conditions not considered by the AMCA test. Penthouse and similar applications where wind can pass through multiple louvers in an enclosure is another condition that is not simulated by AMCA tests.These applications can create elevated water penetration rates through any louver. Because of these uncontrolled situations, it is recommended that provisions to manage water penetration through louvers be included in the building design

认证评级 Certified Ratings

万曼实业（上海）有限公司特此证明，此处所示型号 SL50 获得了加盖 AMCA 印章的授权，所示额定值系根据 AMCA 出版物 511 所进行测试和程序确定，并符合 AMCA 认证额定值计划的要求。AMCA 额定值认证印章适用于空气性能、水渗透和风驱动雨额定值。

Vanman Industrial (Shanghai) Co.,Ltd certifies that model SL50 shown hereon is licensed to bear the AMCA seal. The ratings shown are based on test and procedures performed in accordance with AMCA Publication 511 and comply with the requirements of the AMCA Certified Ratings Program. The AMCA Certified Ratings Seal applies to air performance ratings, water penetration ratings, and wind driven rain ratings only.