



Axial Impeller


Long & Short Cased Fans



Privately owned and managed with enthusiasm, drive and determination, Elta Fans is an internationally recognised brand committed to leading the world in product and technical ingenuity through our operations in Europe, Asia, Africa and Australasia.

Established over 40 years ago by two pioneers of the industry, Elta Fans' foundations are built on a culture of innovation and engineering that continues to guide the company today.

Our team is made up of world class engineers and ventilation specialists who are equipped with modern manufacturing techniques and machinery. We constantly innovate to be at the forefront of the industry.



Advanced manufacturing

We have a long-standing commitment to the pursuit of manufacturing excellence, exemplified by our attainment of accreditations such as BS EN ISO 9001.

For dynamic balancing, automated cutting, punching and spinning processes, our manufacturing sites include state-of-the-art machinery from world leaders including Trumpf and Nodi, allowing us to undertake almost all of our manufacturing processes in-house.


Continual development and training of our people, from impeller assembly to the processing of sheet metal, ensures a flexible operation that is able to quickly adapt to changing production requirements.

This successful approach is mirrored in all of Elta Fans' manufacturing facilities worldwide to deliver consistent quality at a local level.

Sustainable development

Our products have been designed and manufactured to exceed energy efficiency standards in every market.

Minimising the energy consumption of our products through innovative designs and the latest technologies also allows us to maximise our contribution to a sustainable environment and reduce running costs for our customers.



Engineered products of the highest standard

Our stringent quality standards allowed us to become one of the first fan companies to be granted BS EN ISO 9001:2000 certification.

Today, all of our products are designed and manufactured to the latest BS EN ISO standards.

All of our products are strictly tested at our own dedicated laboratories to ISO 5801:2007 (Airside Performance), BS EN ISO 5136:2009 (Sound Performance) and BS ISO 13347-2:2004 (Reverberation Room Method), enabling us to confidently provide accurate performance and sound data.



Kingswinford
United Kingdom



Fareham
United Kingdom



International capabilities

Elta Fans is a truly international brand. With manufacturing facilities across four continents and the support of our sister companies within Elta Group, our customers always have access to the highest standards of care, knowledge and flexibility.

Drawing on over four decades of experience, our Applied Technology division was the starting point on which the Elta Fans brand grew and diversified. Today, it remains a critical part of Elta Group, renowned for reliability and quality – and its products are found in applications everywhere from the Antarctic to the Mexican Gulf.

Kolkata
India




Kuala Lumpur
Malaysia



Cape Town
South Africa



Melbourne
Australia





Casing Options

Our standard casing options are either long cased, where the entire length of the impeller and motor assembly are enclosed, or short cased, where the motor body projects outside of the casing.

Standard casings are made of durable hot-dip galvanised steel or pre-galvanised steel, with special coatings such as epoxy paint available. Other casing materials including stainless steel can be provided. Casing thicknesses range from 2mm to 6mm dependant on model.

Other options that are available include 2 stage contra-rotating and single stage (with guide vanes) for high pressure applications, hazardous area (ATEX) and smoke ventilation.

Long Cased



Standard long cased (LC) axial units have integral mounting flanges with industry standard hole drillings. This feature allows fan removal from in-line duct application with relative ease. The centrally mounted motor is wired to an IP55 protected, duct mounted terminal box fitted on the outside of the fan casing, using a flexible and weatherproof cable.

Fan casings are rolled and flanged from either pre-galvanised sheet or heavy gauge mild steel sheet, roll formed and welded for added strength and durability, and hot dip galvanised to BS EN ISO 1461:2009.

Short Cased

Standard short cased (SC) axial units use mounting flanges (at each end of the casing). The configuration of this fan allows the rear of the platform mounted motor to partially protrude beyond the flange. For motor mounted ease of wiring installation, an external duct mounted terminal box is available on request. This configuration particularly suits end-of-duct OEM applications or applications with limited space.

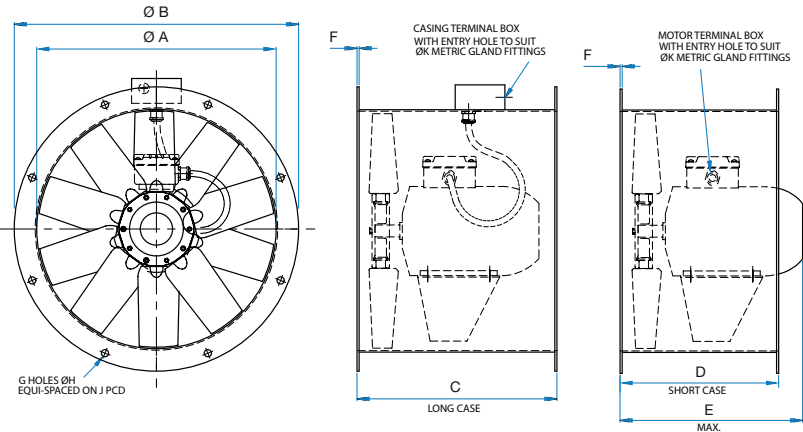
Fan casings are rolled and flanged from either pre-galvanised sheet or heavy gauge mild steel sheet, roll formed and welded for added strength and durability, and hot dip galvanised to BS EN ISO 1461:2009.



Dimensional Data

Product Code	A	B	C	D	E	F	G	H	J	K	LC (kg)	SC (kg)
315-63/71	315	375	300	180	295	2	8	10	355	21	21	19
315-80	315	375	400	220	324	2	8	10	355	21	27	24
355-63/71	355	425	300	200	295	3	8	10	395	21	25	23
355-80/90	355	425	400	220	375	3	8	10	395	21	41	36
400-63/71/	400	475	400	220	375	3	8	12	450	21	45	39
450-63/71/	450	530	400	220	375	3	8	12	500	21	46	40
450-100/112	450	530	450	250	435	3	8	12	500	21/6	72	65
500-63/71/	500	585	400	220	375	3	12	12	560	21	52	45
500-100/112	500	585	450	250	435	3	12	12	560	21/6	77	70
560-71/80/90	560	645	400	220	375	3	12	12	620	21	55	47
560-100/112	560	645	450	250	435	3	12	12	620	21/6	82	74
560-132	560	645	570	300	555	3	12	12	620	26	121	110
630-71/80/90	630	715	400	250	375	3	12	12	690	21	60	53
630-100/112	630	715	450	250	435	3	12	12	690	21/6	87	78
630-132	630	715	570	300	555	3	12	12	690	26	130	117
630-160	630	715	710	400	685	4	12	12	690	33	205	186
710-80/90/	710	795	450	250	435	3	16	12	770	21/6	102	91
710-132	710	795	570	300	555	3	16	12	770	26	141	127
710-160	710	795	710	400	685	4	16	12	770	33	223	201
710-180	710	795	790	500	760	4	16	12	770	42	296	276
710-200	710	795	840	550	822	5	16	12	770	53	362	337
800-80/90/	800	885	450	250	435	3	16	12	860	21/6	107	95
800-132	800	885	570	300	555	3	16	12	860	26	150	134
800-160	800	885	710	400	685	4	16	12	860	33	233	209
800-180	800	885	790	500	760	4	16	12	860	42	307	284
800-200	800	885	840	550	822	5	16	12	860	53	389	360
900-80/90	900	1000	450	250	435	4	16	15	970	21/6	129	112
900-132	900	1000	570	300	555	4	16	15	970	26	179	155
900-160	900	1000	710	420	685	4	16	15	970	33	250	224
900-180	900	1000	790	500	760	4	16	15	970	42	329	304
1000-80/90/	1000	1110	450	300	440	4	16	15	1070	21	134	120
1000-112/132	1000	1110	590	300	570	4	16	15	1070	26	196	168
1000-160	1000	1110	790	420	700	5	16	15	1070	33	297	252
1000-180	1000	1110	790	500	760	5	16	15	1070	42	372	336
1000-200	1000	1110	840	550	822	5	16	15	1070	53	435	399
1000-225	1000	1110	1000	590	941	6	16	15	1070	53	663	602
1120-112/132	1020	1240	590	300	570	4	20	15	1190	26	215	183

Product Code	A	B	C	D	E	F	G	H	J	K	LC (kg)	SC (kg)
1120-160	1120	1240	790	420	700	5	20	15	1190	33	325	273
1120-180	1120	1240	790	500	760	5	20	15	1190	42	401	361
1120-200	1120	1240	840	550	822	5	20	15	1190	53	458	418
1250-112/132	1250	1380	590	300	570	5	20	15	1320	26	261	217
1250-160	1250	1380	790	420	700	5	20	15	1320	33	356	299
1250-180	1250	1380	790	500	760	5	20	15	1320	42	434	390
1250-200	1250	1380	840	550	822	6	20	15	1320	53	523	469
1250-225	1250	1380	1000	590	941	6	20	15	1320	53	739	663
1250-250	1250	1380	1100	590	1020	6	20	15	1320	63	849	755
1400-132	1400	1540	590	300	570	5	20	15	1470	26	299	249
1400-160	1400	1540	790	420	700	5	20	15	1470	33	399	335
1400-180	1400	1540	790	500	760	5	20	15	1470	42	480	430
1400-200	1400	1540	840	550	822	6	20	15	1470	53	574	514
1400-225	1400	1540	1000	590	941	6	20	15	1470	53	794	709
1400-250	1400	1540	1100	650	1020	6	20	15	1470	63	909	816
1400-280	1400	1540	1200	800	1147	6	20	15	1470	63	1208	1125
1400-315	1400	1540	1400	-	-	6	20	15	1470	63	1689	-
1600-132	1600	1750	590	300	570	5	24	19	1680	26	325	268
1600-160/180	1600	1750	790	500	760	5	24	19	1680	33/42	517	459
1600-200	1600	1750	840	550	822	6	24	19	1680	53	636	567
1600-225	1600	1750	1000	590	941	6	24	19	1680	53	867	769
1600-250	1600	1750	1100	650	1020	6	24	19	1680	63	985	878
1600-280	1600	1750	1200	800	1147	6	24	19	1680	63	1297	1202
1600-315	1600	1750	1400	-	-	6	24	19	1680	63	1812	-
1800-160/180	1800	1950	790	500	760	5	24	19	1880	33/42	586	522
1800-200	1800	1950	840	550	822	6	24	19	1880	53	711	634
1800-225	1800	1950	1000	590	941	6	24	19	1880	53	934	825
1800-250	1800	1950	1000	650	1020	6	24	19	1880	63	1057	938
1800-280	1800	1950	1200	800	1147	6	24	19	1880	63	1367	1261
1800-315	1800	1950	1400	-	-	6	24	19	1880	63	1908	-
2000-160/180	2000	2150	790	550	760	6	24	19	2080	33/42	684	613
2000-200	2000	2150	840	550	822	6	24	19	2080	53	770	685
2000-225	2000	2150	1000	590	941	6	24	19	2080	53	1001	879
2000-250	2000	2150	1100	650	1020	6	24	19	2080	63	1131	997
2000-280	2000	2150	1200	800	1147	6	24	19	2080	63	1445	1327
2000-315	2000	2150	1400	-	-	6	24	19	2080	63	1998	-



Motors

The motors we use with our range of axial impellers are chosen to provide maximum reliability and generate low levels of noise with minimal vibration; offering reduced energy consumption.

Motors can be foot or pad mounted totally enclosed metric type to IP54 or IP55. Standard industrial paint finish and Class F insulation to EN 60034-5, suitable for operating temperatures of up to +54°C. Please contact Elta Fans for alternative options.

Available in both IEC and NEMA standards in either aluminium or cast iron construction which comply with appropriate international standards as far as output, performance, dimensions and relevant energy performance standard are concerned. Specialist application motors are also available.

Accessories



Matching Flange



Bell Mouth Inlets



Impeller Guards



Mounting Feet



Non-Return Dampers



Guide Vanes



AV Mounts Rubber



AV Mounts Spring



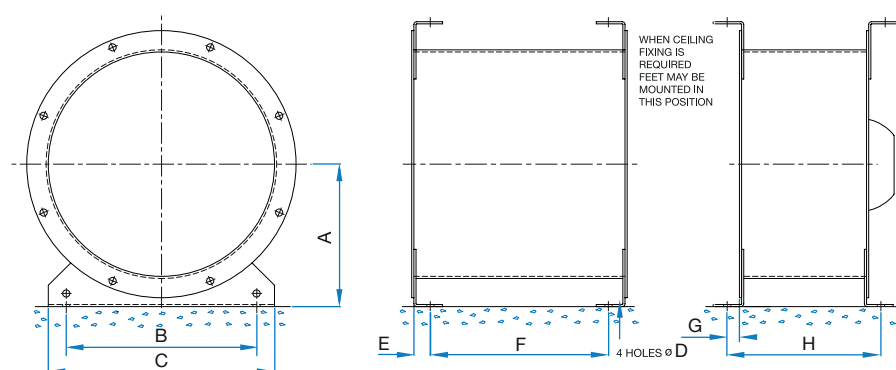
Flexible Connectors

Mounting Arrangements

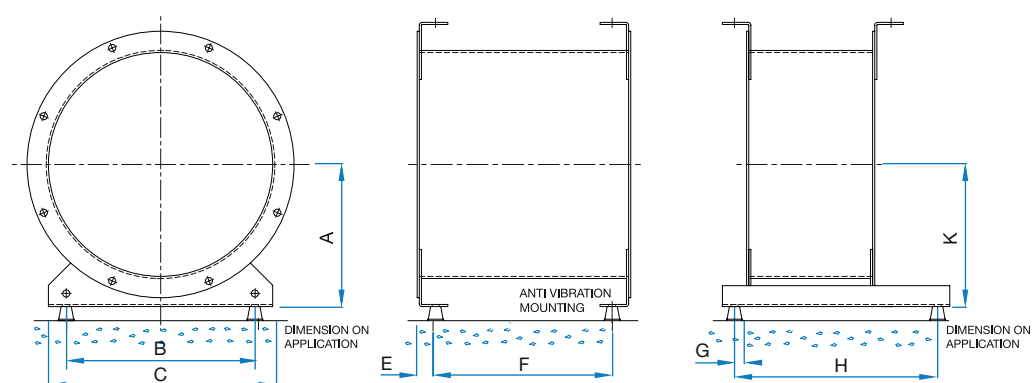
Below are some typical examples of rigid and resiliently mounted installations. When using resilient mounting 'flexible connections' are required between the fan casing and duct work.

If a fan is mounted adjacent to vibration sources (i.e.. compressors and engines), AV mounts and flexible connections must be used to avoid damage to motor bearings.

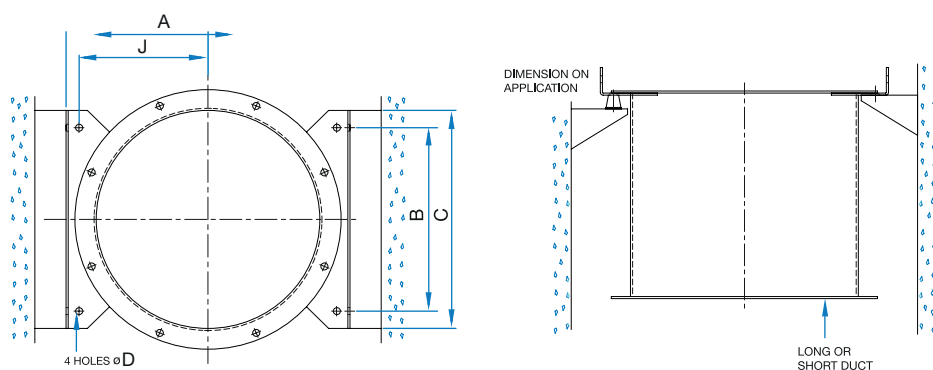
Rigid Foot Mounted Horizontal



Resilient Foot Mounted Horizontal




Resilient & Rigid Mounted Vertical



Mounting Dimensions

Product Code	LC len.	SC len.	A	B	C	D	E	F	G	H	J	K
315-63/71	300	180	200	265	315	9	25	250	18	216	180	203
315-80	400	220	200	265	315	9	25	350	18	256	180	203
355-63/71	300	220	230	300	355	9	26	248	17	254	210	233
355-80/90	400	220	230	300	355	9	26	348	17	254	210	233
400-63/71/	400	220	250	350	400	9	30.5	339	20.5	261	230	254
450-63/71/	400	220	280	400	450	11	30.5	339	20.5	261	255	284
450-100/112	450	250	280	400	450	11	30.5	389	20.5	291	255	284
500-63/71/	400	220	315	450	500	11	30	340	20	260	290	319
500-100/112	450	250	315	450	500	11	30	390	20	290	290	319
560-71/80/90	400	220	355	510	560	11	35	330	24	268	330	360
560-100/112	450	250	355	510	560	11	35	380	24	298	330	360
560-132	570	300	355	510	560	11	35	500	24	348	330	360
630-71/80/90	400	250	400	580	630	11	35	330	24	298	375	405
630-100/112	450	250	400	580	630	11	35	380	24	298	375	405
630-132	570	300	400	580	630	11	35	500	24	348	375	405
630-160	710	400	400	580	630	11	36	638	23	446	375	405
710-80/90/	450	250	450	660	710	11	35	380	24	298	425	455
710-132	570	300	450	660	710	11	35	500	24	348	425	455
710-160	710	400	450	660	710	11	36	638	23	446	425	455
710-180	790	500	450	660	710	11	36	718	23	546	425	455
710-200	840	550	450	660	710	11	37	766	22	594	425	455
800-80/90/	450	250	500	750	800	11	35	380	24	298	475	505
800-132	570	300	500	750	800	11	35	500	24	348	475	505
800-160	710	400	500	750	800	11	36	638	23	446	475	505
800-180	790	500	500	750	800	11	36	718	23	546	475	505
800-200	840	550	500	750	800	11	37	766	22	594	475	505
900-80/90	450	250	560	850	900	11	40	370	26	302	530	566
900-132	570	300	560	850	900	11	40	490	26	352	530	566
900-160	710	420	560	850	900	11	40	630	26	472	530	566
900-180	790	500	560	850	900	11	40	710	26	552	530	566
1000-80/90/	460	300	630	950	1000	13	40	370	26	352	595	636
1000-112/132	590	300	630	950	1000	13	40	510	26	352	595	636
1000-160	790	420	630	950	1000	13	41	708	25	470	595	636
1000-180	790	500	630	950	1000	13	41	708	25	550	595	636
1000-200	840	550	630	950	1000	13	41	758	25	600	595	636
1000-225	1000	590	630	950	1000	13	42	916	24	638	595	636
1120-112/132	590	300	650	1070	1120	13	40	510	26	352	615	656

Product Code	LC len.	SC len.	A	B	C	D	E	F	G	H	J	K
1120-160	790	420	650	1070	1120	13	41	708	25	470	615	656
1120-180	790	500	650	1070	1120	13	41	708	25	550	615	656
1120-200	840	550	650	1070	1120	13	41	758	25	600	615	656
1250-112/132	590	300	780	1200	1250	13	41	508	25	350	745	786
1250-160	790	420	780	1200	1250	13	41	708	25	470	745	786
1250-180	790	500	780	1200	1250	13	41	708	25	550	745	786
1250-200	840	550	780	1200	1250	13	42	756	24	598	745	786
1250-225	1000	590	780	1200	1250	13	42	916	24	638	745	786
1250-250	1100	590	780	1200	1250	13	42	1016	24	638	745	786
1400-132	590	300	813	1300	1400	13	58	474	40	380	773	821
1400-160	790	420	813	1300	1400	13	58	674	40	500	773	821
1400-180	790	500	813	1300	1400	13	58	674	40	580	773	821
1400-200	840	550	813	1300	1400	13	59	722	39	628	773	821
1400-225	1000	590	813	1300	1400	13	59	882	39	668	773	821
1400-250	1100	650	813	1300	1400	13	59	982	39	728	773	821
1400-280	1200	800	813	1300	1400	13	59	1082	39	878	773	821
1400-315	1400	-	813	1300	1400	13	59	1282	39	-	773	821
1600-132	590	300	950	1500	1600	19	58	474	40	380	900	958
1600-160/180	790	500	950	1500	1600	19	58	674	40	580	900	958
1600-200	840	550	950	1500	1600	19	59	722	39	628	900	958
1600-225	1000	590	950	1500	1600	19	59	882	39	668	900	958
1600-250	1100	650	950	1500	1600	19	59	982	39	728	900	958
1600-280	1200	800	950	1500	1600	19	59	1082	39	878	900	958
1600-315	1400	-	950	1500	1600	19	59	1282	39	-	900	958
1800-160/180	790	500	1050	1700	1800	19	58	674	40	580	1000	1058
1800-200	840	550	1050	1700	1800	19	59	722	39	628	1000	1058
1800-225	1000	590	1050	1700	1800	19	59	882	39	668	1000	1058
1800-250	1100	650	1050	1700	1800	19	59	982	39	728	1000	1058
1800-280	1200	800	1050	1700	1800	19	59	1082	39	878	1000	1058
1800-315	1400	-	1050	1700	1800	19	59	1282	39	-	1000	1058
2000-160/180	790	550	1150	1900	2000	19	59	672	39	628	1100	1158
2000-200	840	550	1150	1900	2000	19	59	722	39	628	1100	1158
2000-225	1000	590	1150	1900	2000	19	59	882	39	668	1100	1158
2000-250	1100	650	1150	1900	2000	19	59	982	39	728	1100	1158
2000-280	1200	800	1150	1900	2000	19	59	1082	39	878	1100	1158
2000-315	1400	-	1150	1900	2000	19	59	1282	39	-	1100	1158





Impeller Options

High efficiency adjustable pitch aerofoil impellers are provided with blades made from high quality cast aluminium, GRP or carbon loaded composite. Impellers are factory set to meet specific customer requirements.

The hubs are manufactured from cast aluminium alloy. 8 hub sizes range from 131mm to 550mm diameter provide almost infinite possibilities, whether performance sound levels or power consumption is the key requirement.

All hubs are cast from high-grade aluminium alloy. Impellers are attached to the motor shaft via a keyed tapered bush which reduces fretting corrosion and eliminates the possibility of impeller wobble.

Axial Impeller

High efficiency adjustable pitch aerofoil impellers with increased blade chord and twist provides 7% higher efficiency reducing overall energy consumption. This is a very economical method of moving high volumes of air at low to medium pressures.

Having an extensive range of 17 sizes from 315mm to 2000mm diameter enables wider performance and greater choice for the engineer. Other diameters are available on request. Impellers are adjustable pitch factory set at an angle to provide maximum performance. Blades can be adjusted to offer alternative performance characteristics.

Diameter from
315mm to
2000mm

Wide range
of nominal
speeds can
be provided

Standard
speeds from
2-8 pole
with 2 speed
options available

Increased
stress
capabilities

**High
efficiency**

Wide range of
hub size /
impeller blade
combinations

Almost infinite
performance
variations

Standard
operating
temperatures
range up to
150°C

Standard
models up to
**1000m above
sea level**



Impeller fixing


All our standard impeller hubs use tapered bush fittings for attachment to the motor shaft, they are pre-bored and keyed to match the required motor shaft and keyway diameters, providing smooth fitment between hub and motor.

Two fixings are used to secure the tapered bush, with a third centre fixing with lock tab, direct to the motor shaft. Hubs are matched to number of blades to provide optimum performance for each fan diameter, for hub/blade combinations per fan diameter refer to page 25.

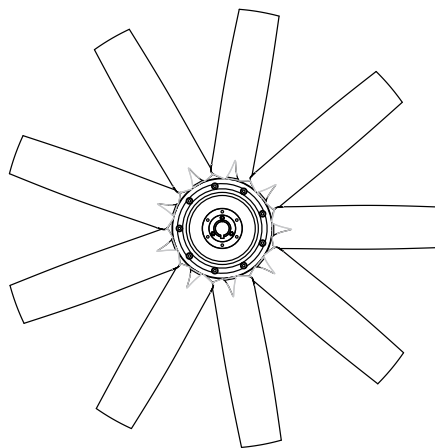


Size Ranges

2000 Range

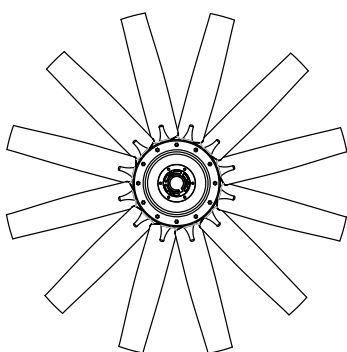


550 Hub 1000 - 2000mm
3, 6, 9 and 12 Blades




400 Hub 800 - 1800mm
3, 6 and 9 Blades

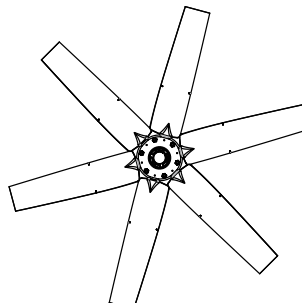
Intermediate Range



352 Hub 710 - 1400mm
3, 6, 9 and 12 Blades




252 Hub 630 - 1250mm
3, 6 and 9 Blades

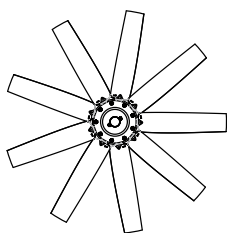


182 Hub 560 - 1120mm
3 and 6 Blades

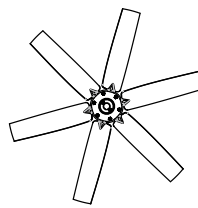
1 Series Range



251 Hub 560 - 1000mm
3, 6, 9 and 12 Blades



181 Hub 355 - 900mm
3, 6 and 9 Blades



131 Hub 315 - 800mm
3 and 6 Blades

Combinations

The number of blades on an impeller can be varied to suit the needs of the application. With fewer blades the peak pressure development is reduced and the peak efficiency point moves to a lower pressure. The characteristics of the noise levels generally alter as well.

By fitting fewer blades there is a saving in cost and, on occasions, a motor with a lower kW output can be fitted as the lower solidity impeller may be more efficient.

Diameter	Hub							
	131	181	251	182	252	352	400	550
No. of Blades	3, 6	3, 6, 9	3, 6, 9, 12	3, 6	3, 6, 9	3, 6, 9, 12	3, 6, 9	3, 6, 9, 12
315								
355								
400								
450								
500								
560								
630								
710								
800								
900								
1000								
1120								
1250								
1400								
1600								
1800								
2000								



3 Blades



6 Blades



9 Blades



12 Blades

Material Strength

Increased blade root reduces stress levels which make our range of impellers ideal for arduous fan applications.

Options available for ATEX fans, smoke & car park fans to EN12101:3, and marine to major marine classification authorities including Lloyds, DNV and ABS.

How to use Performance Curves

The following performance curves have been ordered by fan size (diameter in mm), the speed of the fan determined by the number of motor poles, 2 (2880r/min), 4 (1440r/min), 6 (960r/min) and 8 (720r/min), the impeller hub size and the number of impeller blades. The impeller configuration is labelled in this order:


Fan diameter – hub size – number of blades (speed is identified below the impeller code). The information provided is specifically for ducted installations (type D) for both short and long case fans. Particular selection at a desired duty point is obtainable from Elta Fans selection software which will provide additional information including energy efficiency.

Plot the duty on the selected fan charts to establish blade angle, sound level and shaft power.

- A** Plot required flow rate and static pressure on curve 3.2m³/s ① at 225Pa ②
- B** Vertically identify fan shaft power at chosen blade angle 1.3kW ③
- C** Identify nearest sound reference by interpolation
- D** From sound table refer to sound levels for required selection ④

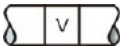
630-251-9

1440 r/min

 **Nominal Diameter**
630mm

 **Hub Type**
251

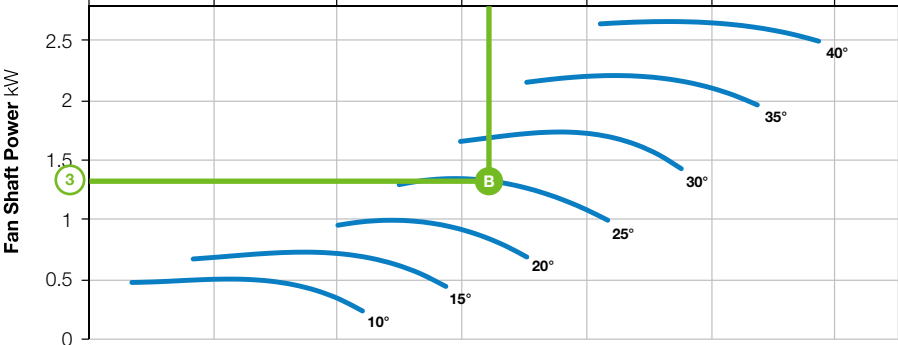
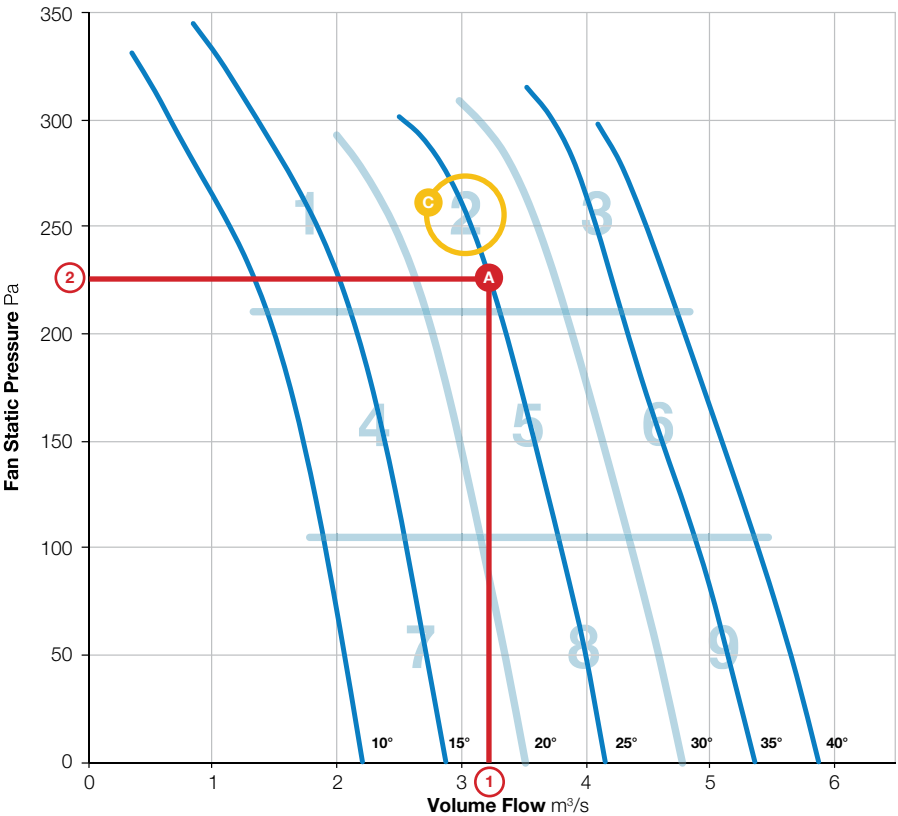
 **Number of Blades**
9



BS ISO 5801:2017
BS EN ISO 5136:2009
Type D installation
Form B



Elta Fans Limited certifies that the Axial Fans shown herein are licensed to bear the AMCA Seal. The ratings shown are based on tests and procedures performed in accordance with AMCA Publication 211 and comply with the requirements of the AMCA Certified Ratings Program. Performance certified is for Installation Type D: Ducted Inlet, Ducted Outlet. Performance ratings do not include the effects of appurtenances (accessories).



Zone		In-duct Sound Power Level (SWL) re 1pW									SPL dBA @ 3m*
		63Hz	125Hz	250Hz	500Hz	1kHz	2kHz	4kHz	8kHz	Total	
1	Inlet	79	76	79	87	84	81	75	66	90	68
	Outlet	80	76	79	86	84	82	75	66	90	68
2	Inlet	83	79	80	78	80	77	74	67	88	63
	Outlet	85	78	78	78	79	76	73	68	88	63
3	Inlet	86	83	81	80	79	79	76	70	90	64
	Outlet	89	83	80	80	79	78	75	72	91	64
4	Inlet	77	73	75	75	77	77	77	66	85	62
	Outlet	78	73	74	74	76	76	75	66	84	61
5	Inlet	83	78	79	78	83	77	75	67	88	65
	Outlet	84	79	78	77	83	77	74	67	89	65
6	Inlet	86	83	82	80	79	78	75	69	90	64
	Outlet	88	84	81	80	80	79	75	71	91	65
7	Inlet	77	74	77	77	78	78	80	67	86	64
	Outlet	77	74	76	76	77	77	78	66	85	63
8	Inlet	83	79	80	78	82	79	77	67	89	65
	Outlet	83	79	78	78	83	78	76	67	89	65
9	Inlet	87	84	84	81	80	80	77	69	91	65
	Outlet	89	86	82	82	80	80	77	71	92	66

Index

Nominal Diameter - Hub Type - No. of Blades - Speed

VARIATION	PAGE NO.	VARIATION	PAGE NO.	VARIATION	PAGE NO.	VARIATION	PAGE NO.
315		450-131-6-2880	67	560-251-9-720	104	630	
315-131-3-960	32	450-181-3-2880	68	560-251-12-720	105	630-131-3-720	142
315-131-6-960	33	450-181-6-2880	69	560-252-9-720	106	630-131-6-720	143
315-131-3-1440	34	450-181-9-2880	70	560-131-3-960	107	630-181-3-720	144
315-131-6-1440	35	500		560-131-6-960	108	630-181-6-720	145
315-131-3-2880	36	500-131-3-720	71	560-181-3-960	109	630-181-9-720	146
315-131-6-2880	37	500-131-6-720	72	560-181-6-960	110	630-182-3-720	147
355		500-181-3-720	73	560-181-9-960	111	630-182-6-720	148
355-131-3-960	38	500-181-6-720	74	560-182-3-960	112	630-251-3-720	149
355-131-6-960	39	500-181-9-720	75	560-182-6-960	113	630-251-6-720	150
355-181-9-960	40	500-182-6-720	76	560-251-3-960	114	630-251-9-720	151
355-131-3-1440	41	500-131-3-960	77	560-251-6-960	115	630-251-12-720	152
355-131-6-1440	42	500-131-6-960	78	560-251-9-960	116	630-252-3-720	153
355-181-9-1440	43	500-181-3-960	79	560-251-12-960	117	630-252-6-720	154
355-131-3-2880	44	500-181-6-960	80	560-252-9-960	118	630-252-9-720	155
355-131-6-2880	45	500-181-9-960	81	560-131-3-1440	119	630-131-3-960	156
355-181-9-2880	46	500-182-6-960	82	560-131-6-1440	120	630-131-6-960	157
400		500-131-3-1440	83	560-181-3-1440	121	630-181-3-960	158
400-131-3-960	47	500-131-6-1440	84	560-181-6-1440	122	630-181-6-960	159
400-131-6-960	48	500-181-3-1440	85	560-181-9-1440	123	630-181-9-960	160
400-181-9-960	49	500-181-6-1440	86	560-182-3-1440	124	630-182-3-960	161
400-131-3-1440	50	500-181-9-1440	87	560-182-6-1440	125	630-182-6-960	162
400-131-6-1440	51	500-182-6-1440	88	560-251-3-1440	126	630-251-3-960	163
400-181-9-1440	52	500-131-3-2880	89	560-251-6-1440	127	630-251-6-960	164
400-131-3-2880	53	500-131-6-2880	90	560-251-9-1440	128	630-251-9-960	165
400-131-6-2880	54	500-181-3-2880	91	560-251-12-1440	129	630-251-12-960	166
400-181-9-2880	55	500-181-6-2880	92	560-252-9-1440	130	630-252-3-960	167
450		500-181-9-2880	93	560-131-3-2880	131	630-252-6-960	168
450-131-3-960	56	500-182-6-2880	94	560-131-6-2880	132	630-252-9-960	169
450-131-6-960	57	560		560-181-3-2880	133	630-131-3-1440	170
450-181-3-960	58	560-131-3-720	95	560-181-6-2880	134	630-131-6-1440	171
450-181-6-960	59	560-131-6-720	96	560-181-9-2880	135	630-181-3-1440	172
450-181-9-960	60	560-181-3-720	97	560-182-3-2880	136	630-181-6-1440	173
450-131-3-1440	61	560-181-6-720	98	560-182-6-2880	137	630-181-9-1440	174
450-131-6-1440	62	560-181-9-720	99	560-251-6-2880	138	630-182-3-1440	175
450-181-3-1440	63	560-182-3-720	100	560-251-9-2880	139	630-182-6-1440	176
450-181-6-1440	64	560-182-6-720	101	560-251-12-2880	140	630-251-3-1440	177
450-181-9-1440	65	560-251-3-720	102	560-252-9-2880	141	630-251-6-1440	178
450-131-3-2880	66	560-251-6-720	103			630-251-9-1440	179

- AMCA accredited for air & sound performance.
- AMCA accredited for air performance only.

VARIATION	PAGE NO.	VARIATION	PAGE NO.	VARIATION	PAGE NO.	VARIATION	PAGE NO.
630-251-12-1440	180	710-251-3-960	218	800-182-3-720	256	800-182-6-1440	295
630-252-3-1440	181	710-251-6-960	219	800-182-6-720	257	800-251-3-1440	296
630-252-6-1440	182	710-251-9-960	220	800-251-3-720	258	800-251-6-1440	297
630-252-9-1440	183	710-251-12-960	221	800-251-6-720	259	800-251-9-1440	298
630-131-3-2880	184	710-252-3-960	222	800-251-9-720	260	800-251-12-1440	299
630-131-6-2880	185	710-252-6-960	223	800-251-12-720	261	800-252-3-1440	300
630-181-3-2880	186	710-252-9-960	224	800-252-3-720	262	800-252-6-1440	301
630-181-6-2880	187	710-131-3-1440	225	800-252-6-720	263	800-252-9-1440	302
630-181-9-2880	188	710-131-6-1440	226	800-252-9-720	264	800-352-3-1440	303
630-182-3-2880	189	710-181-3-1440	227	800-352-3-720	265	800-352-6-1440	304
630-182-6-2880	190	710-181-6-1440	228	800-352-6-720	266	800-352-9-1440	305
630-251-6-2880	191	710-181-9-1440	229	800-352-9-720	267	800-352-12-1440	306
630-251-9-2880	192	710-182-3-1440	230	800-352-12-720	268	800-400-9-1440	307
630-251-12-2880	193	710-182-6-1440	231	800-400-9-720	269	800-131-6-2880	308
630-252-3-2880	194	710-251-3-1440	232	800-131-3-960	270	800-181-3-2880	309
630-252-6-2880	195	710-251-6-1440	233	800-131-6-960	271	800-181-6-2880	310
630-252-9-2880	196	710-251-9-1440	234	800-181-3-960	272	800-181-9-2880	311
710		710-251-12-1440	235	800-181-6-960	273	800-182-3-2880	312
710-131-3-720	197	710-252-3-1440	236	800-181-9-960	274	800-182-6-2880	313
710-131-6-720	198	710-252-6-1440	237	800-182-3-960	275	800-251-6-2880	314
710-181-3-720	199	710-252-9-1440	238	800-182-6-960	276	800-251-9-2880	315
710-181-6-720	200	710-131-3-2880	239	800-251-3-960	277	800-251-12-2880	316
710-181-9-720	201	710-131-6-2880	240	800-251-6-960	278	800-252-3-2880	317
710-182-3-720	202	710-181-6-2880	241	800-251-9-960	279	800-252-6-2880	318
710-182-6-720	203	710-181-9-2880	242	800-251-12-960	280	800-252-9-2880	319
710-251-3-720	204	710-182-3-2880	243	800-252-3-960	281	800-352-3-2880	320
710-251-6-720	205	710-182-6-2880	244	800-252-6-960	282	800-352-6-2880	321
710-251-9-720	206	710-251-6-2880	245	800-252-9-960	283	800-352-9-2880	322
710-251-12-720	207	710-251-9-2880	246	800-352-3-960	284	800-352-12-2880	323
710-252-3-720	208	710-251-12-2880	247	800-352-6-960	285	800-400-9-2880	324
710-252-6-720	209	710-252-3-2880	248	800-352-9-960	286	900	
710-252-9-720	210	710-252-6-2880	249	800-352-12-960	287	900-181-3-720	325
710-131-3-960	211	710-252-9-2880	250	800-400-9-960	288	900-181-6-720	326
710-131-6-960	212	800		800-131-3-1440	289	900-181-9-720	327
710-181-3-960	213	800-131-3-720	251	800-131-6-1440	290	900-182-3-720	328
710-181-6-960	214	800-131-6-720	252	800-181-3-1440	291	900-182-6-720	329
710-181-9-960	215	800-181-3-720	253	800-181-6-1440	292	900-251-3-720	330
710-182-3-960	216	800-181-6-720	254	800-181-9-1440	293	900-251-6-720	331
710-182-6-960	217	800-181-9-720	255	800-182-3-1440	294	900-251-9-720	332

Index

Nominal Diameter - Hub Type - No. of Blades - Speed

VARIATION	PAGE NO.	VARIATION	PAGE NO.	VARIATION	PAGE NO.	VARIATION	PAGE NO.
900-251-12-720	333	900-352-6-1440	372	1000-251-3-1440	410	1120-182-3-1440	448
900-252-3-720	334	900-352-9-1440	373	1000-251-6-1440	411	1120-182-6-1440	449
900-252-6-720	335	900-352-12-1440	374	1000-251-9-1440	412	1120-252-3-1440	450
900-252-9-720	336	900-400-9-1440	375	1000-251-12-1440	413	1120-252-6-1440	451
900-352-3-720	337	1000		1000-252-3-1440	414	1120-252-9-1440	452
900-352-6-720	338	1000-182-3-720	376	1000-252-6-1440	415	1120-352-3-1440	453
900-352-9-720	339	1000-182-6-720	377	1000-252-9-1440	416	1120-352-6-1440	454
900-352-12-720	340	1000-251-3-720	378	1000-352-3-1440	417	1120-352-9-1440	455
900-400-9-720	341	1000-251-6-720	379	1000-352-6-1440	418	1120-352-12-1440	456
900-181-3-960	342	1000-251-9-720	380	1000-352-9-1440	419	1120-400-3-1440	457
900-181-6-960	343	1000-251-12-720	381	1000-352-12-1440	420	1120-400-6-1440	458
900-181-9-960	344	1000-252-3-720	382	1000-400-3-1440	421	1120-400-9-1440	459
900-182-3-960	345	1000-252-6-720	383	1000-400-6-1440	422	1250	
900-182-6-960	346	1000-252-9-720	384	1000-400-9-1440	423	1250-252-3-720	460
900-251-3-960	347	1000-352-3-720	385	1120		1250-252-6-720	461
900-251-6-960	348	1000-352-6-720	386	1120-182-3-720	424	1250-252-9-720	462
900-251-9-960	349	1000-352-9-720	387	1120-182-6-720	425	1250-352-3-720	463
900-251-12-960	350	1000-352-12-720	388	1120-252-3-720	426	1250-352-6-720	464
900-252-3-960	351	1000-400-3-720	389	1120-252-6-720	427	1250-352-9-720	465
900-252-6-960	352	1000-400-6-720	390	1120-252-9-720	428	1250-352-12-720	466
900-252-9-960	353	1000-400-9-720	391	1120-352-3-720	429	1250-400-3-720	467
900-352-3-960	354	1000-182-3-960	392	1120-352-6-720	430	1250-400-6-720	468
900-352-6-960	355	1000-182-6-960	393	1120-352-9-720	431	1250-400-9-720	469
900-352-9-960	356	1000-251-3-960	394	1120-352-12-720	432	1250-550-3-720	470
900-352-12-960	357	1000-251-6-960	395	1120-400-3-720	433	1250-550-6-720	471
900-400-9-960	358	1000-251-9-960	396	1120-400-6-720	434	1250-550-9-720	472
900-181-3-1440	359	1000-251-12-960	397	1120-400-9-720	435	1250-550-12-720	473
900-181-6-1440	360	1000-252-3-960	398	1120-182-3-960	436	1250-252-3-960	474
900-181-9-1440	361	1000-252-6-960	399	1120-182-6-960	437	1250-252-6-960	475
900-182-3-1440	362	1000-252-9-960	400	1120-252-3-960	438	1250-252-9-960	476
900-182-6-1440	363	1000-352-3-960	401	1120-252-6-960	439	1250-352-3-960	477
900-251-3-1440	364	1000-352-6-960	402	1120-252-9-960	440	1250-352-6-960	478
900-251-6-1440	365	1000-352-9-960	403	1120-352-3-960	441	1250-352-9-960	479
900-251-9-1440	366	1000-352-12-960	404	1120-352-6-960	442	1250-352-12-960	480
900-251-12-1440	367	1000-400-3-960	405	1120-352-9-960	443	1250-400-3-960	481
900-252-3-1440	368	1000-400-6-960	406	1120-352-12-960	444	1250-400-6-960	482
900-252-6-1440	369	1000-400-9-960	407	1120-400-3-960	445	1250-400-9-960	483
900-252-9-1440	370	1000-182-3-1440	408	1120-400-6-960	446	1250-550-3-960	484
900-352-3-1440	371	1000-182-6-1440	409	1120-400-9-960	447	1250-550-6-960	485

- AMCA accredited for air & sound performance.
- AMCA accredited for air performance only.

VARIATION	PAGE NO.	VARIATION	PAGE NO.	VARIATION	PAGE NO.
1250-550-9-960	486	1400-352-3-1440	524	1800-550-9-960	561
1250-550-12-960	487	1400-352-6-1440	525	1800-550-12-960	562
1250-252-3-1440	488	1400-352-9-1440	526	2000	
1250-252-6-1440	489	1400-352-12-1440	527	2000-550-3-720	563
1250-252-9-1440	490	1400-400-3-1440	528	2000-550-6-720	564
1250-352-3-1440	491	1400-400-6-1440	529	2000-550-9-720	565
1250-352-6-1440	492	1400-400-9-1440	530	2000-550-12-720	566
1250-352-9-1440	493	1400-550-3-1440	531	2000-550-3-960	567
1250-352-12-1440	494	1400-550-6-1440	532	2000-550-6-960	568
1250-400-3-1440	495	1400-550-9-1440	533	2000-550-9-960	569
1250-400-6-1440	496	1400-550-12-1440	534	2000-550-12-960	570
1250-400-9-1440	497	1600			
1250-550-3-1440	498	1600-400-3-720	535		
1250-550-6-1440	499	1600-400-6-720	536		
1250-550-9-1440	500	1600-400-9-720	537		
1250-550-12-1440	501	1600-550-3-720	538		
1400		1600-550-6-720	539		
1400-352-3-720	502	1600-550-9-720	540		
1400-352-6-720	503	1600-550-12-720	541		
1400-352-9-720	504	1600-400-3-960	542		
1400-352-12-720	505	1600-400-6-960	543		
1400-400-3-720	506	1600-400-9-960	544		
1400-400-6-720	507	1600-550-3-960	545		
1400-400-9-720	508	1600-550-6-960	546		
1400-550-3-720	509	1600-550-9-960	547		
1400-550-6-720	510	1600-550-12-960	548		
1400-550-9-720	511	1800			
1400-550-12-720	512	1800-400-3-720	549		
1400-352-3-960	513	1800-400-6-720	550		
1400-352-6-960	514	1800-400-9-720	551		
1400-352-9-960	515	1800-550-3-720	552		
1400-352-12-960	516	1800-550-6-720	553		
1400-400-3-960	517	1800-550-9-720	554		
1400-400-6-960	518	1800-550-12-720	555		
1400-400-9-960	519	1800-400-3-960	556		
1400-550-3-960	520	1800-400-6-960	557		
1400-550-6-960	521	1800-400-9-960	558		
1400-550-9-960	522	1800-550-3-960	559		
1400-550-12-960	523	1800-550-6-960	560		



315-131-3

960 r/min



Nominal Diameter

315mm




Hub Type

131



Number of Blades

3

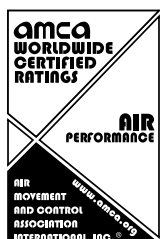


BS ISO 5801:2017

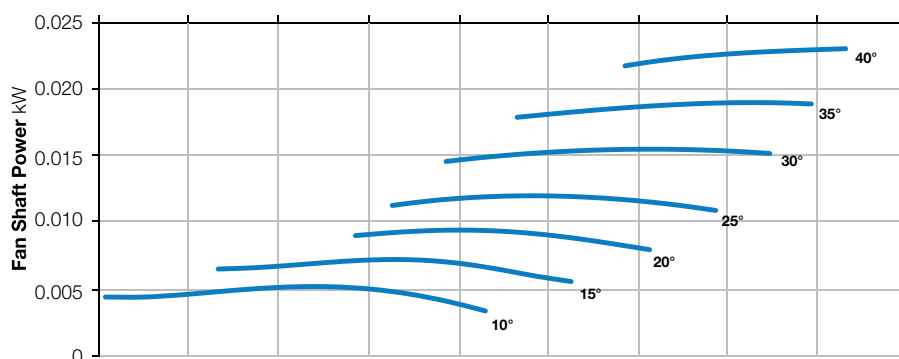
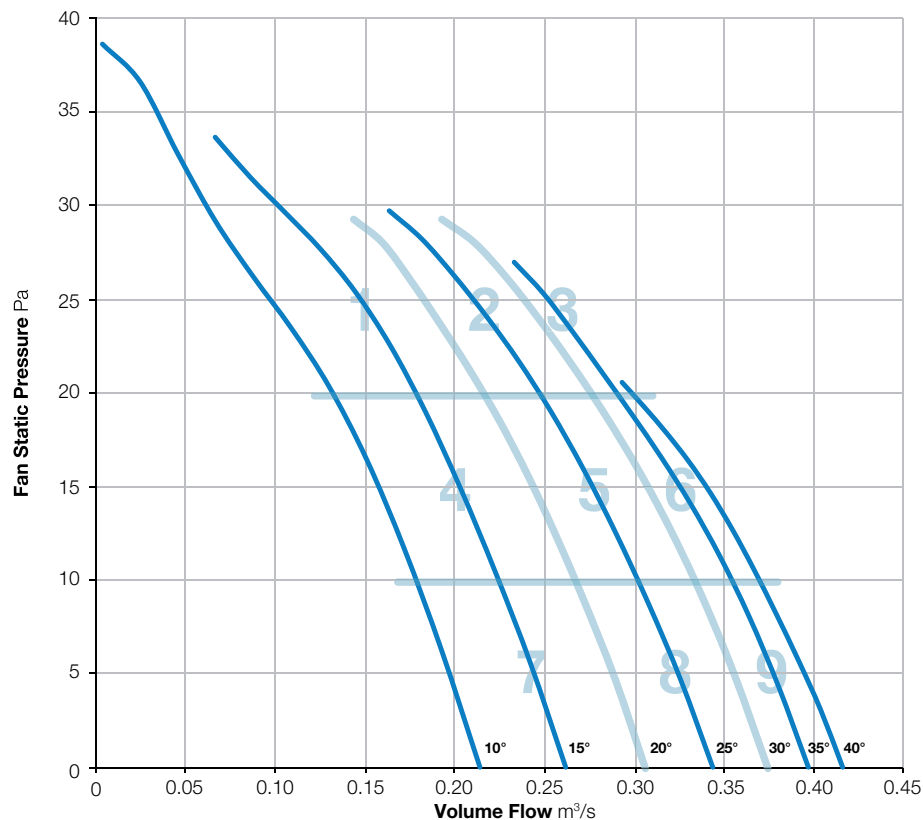
BS EN ISO 5136:2009

Type D installation

Form B



Elta Fans Limited certifies that the Axial Fans shown herein are licensed to bear the AMCA Seal. The ratings shown are based on tests and procedures performed in accordance with AMCA Publication 211 and comply with the requirements of the AMCA Certified Ratings Program. Performance certified is for Installation Type D: Ducted Inlet, Ducted Outlet. Performance ratings do not include the effects of appurtenances (accessories).



Zone		In-duct Sound Power Level (SWL) re 1pW									SPL dBA @ 3m*
		63Hz	125Hz	250Hz	500Hz	1kHz	2kHz	4kHz	8kHz	Total	
1	Inlet	66	66	55	51	58	45	39	33	70	39
	Outlet	66	65	55	53	67	47	39	34	71	47
2	Inlet	59	65	51	52	58	47	43	36	67	39
	Outlet	61	64	52	53	61	49	43	37	67	41
3	Inlet	61	65	54	53	59	48	44	38	68	40
	Outlet	64	63	55	54	67	50	45	39	70	47
4	Inlet	60	63	48	50	60	45	39	32	66	40
	Outlet	64	63	49	52	68	46	38	33	70	48
5	Inlet	64	65	52	52	57	46	40	33	68	38
	Outlet	69	64	52	52	61	48	40	34	71	41
6	Inlet	64	65	56	53	60	48	43	37	69	41
	Outlet	67	64	56	54	67	49	44	39	71	47
7	Inlet	60	63	48	50	60	44	37	32	66	40
	Outlet	64	62	49	52	67	45	37	32	70	47
8	Inlet	65	65	52	52	57	46	39	32	69	38
	Outlet	69	65	53	52	61	48	39	33	71	41
9	Inlet	66	65	57	53	59	48	42	37	69	40
	Outlet	69	63	57	54	66	49	43	38	72	46

*Sound Pressure Level (SPL) is average spherical free-field re 20μPa, for comparative use only.
Power rating (watts, kW or BHP) does not include transmission losses.
The AMCA certified ratings seal applies to air performance only.



315-131-6

960 r/min



Nominal Diameter

315mm



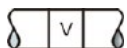
Hub Type

131



Number of Blades

6



BS ISO 5801:2017

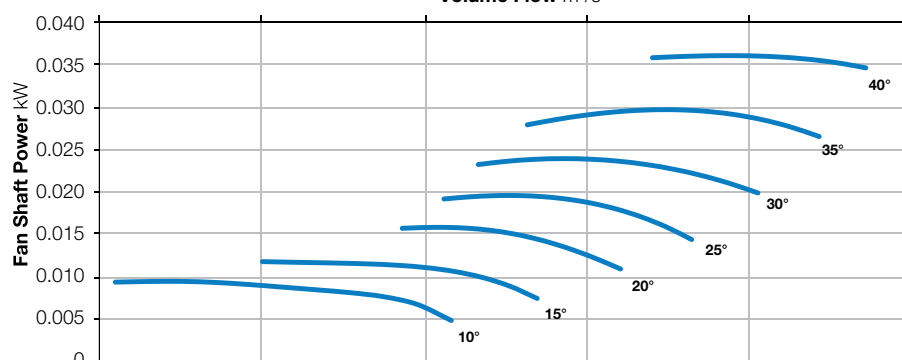
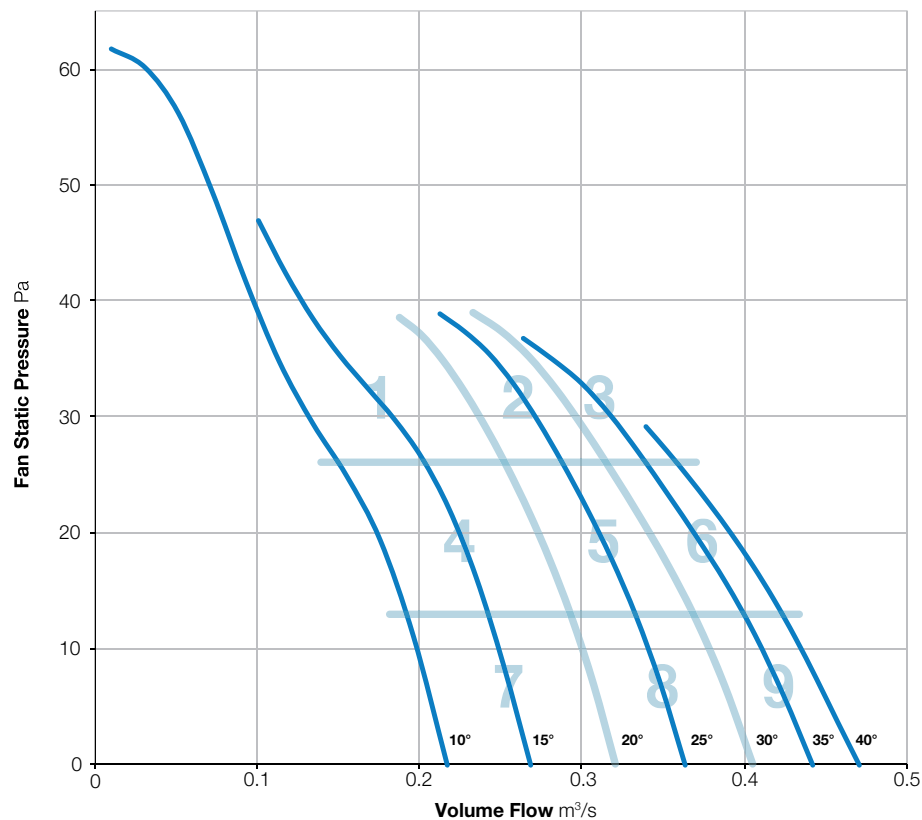
BS EN ISO 5136:2009

Type D installation

Form B



Elta Fans Limited certifies that the Axial Fans shown herein are licensed to bear the AMCA Seal. The ratings shown are based on tests and procedures performed in accordance with AMCA Publication 211 and comply with the requirements of the AMCA Certified Ratings Program. Performance certified is for Installation Type D: Ducted Inlet, Ducted Outlet. Performance ratings do not include the effects of appurtenances (accessories).



Zone		In-duct Sound Power Level (SWL) re 1pW									SPL dBA @ 3m*
		63Hz	125Hz	250Hz	500Hz	1kHz	2kHz	4kHz	8kHz	Total	
1	Inlet	68	68	57	55	58	46	39	33	71	40
	Outlet	68	68	57	54	66	47	40	34	72	46
2	Inlet	57	68	53	55	58	47	39	34	69	40
	Outlet	59	67	54	55	63	49	39	34	69	43
3	Inlet	57	68	58	55	58	48	43	38	69	40
	Outlet	59	67	58	54	63	50	44	38	69	43
4	Inlet	53	68	51	54	59	45	37	33	69	40
	Outlet	55	67	51	54	66	46	37	33	70	46
5	Inlet	56	69	53	55	58	47	39	34	70	40
	Outlet	58	68	54	55	63	49	39	34	70	43
6	Inlet	59	69	61	55	59	49	41	35	70	41
	Outlet	61	67	61	55	64	51	42	36	70	44
7	Inlet	54	67	52	54	60	46	37	33	68	41
	Outlet	56	66	53	54	65	46	37	33	69	45
8	Inlet	57	69	54	57	58	48	39	34	70	40
	Outlet	58	68	55	58	63	49	39	34	70	44
9	Inlet	60	69	62	57	59	49	41	35	71	41
	Outlet	61	68	61	56	64	51	41	35	71	45

*Sound Pressure Level (SPL) is average spherical free-field re 20μPa, for comparative use only.
Power rating (watts, kW or BHP) does not include transmission losses.
The AMCA certified ratings seal applies to air performance only.



315-131-3

1440 r/min



Nominal Diameter

315mm



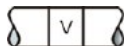
Hub Type

131



Number of Blades

3




BS ISO 5801:2017

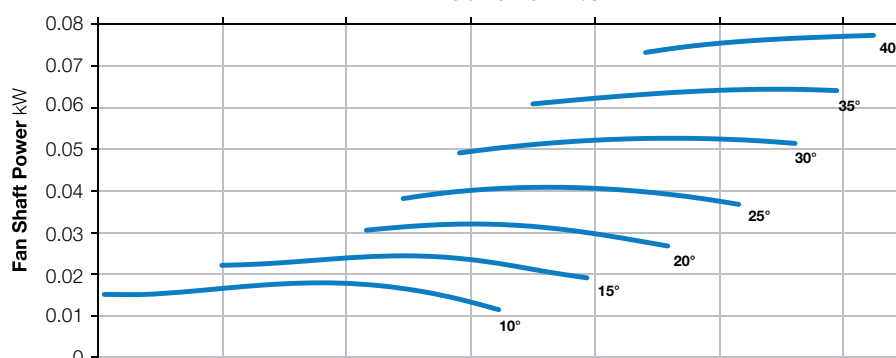
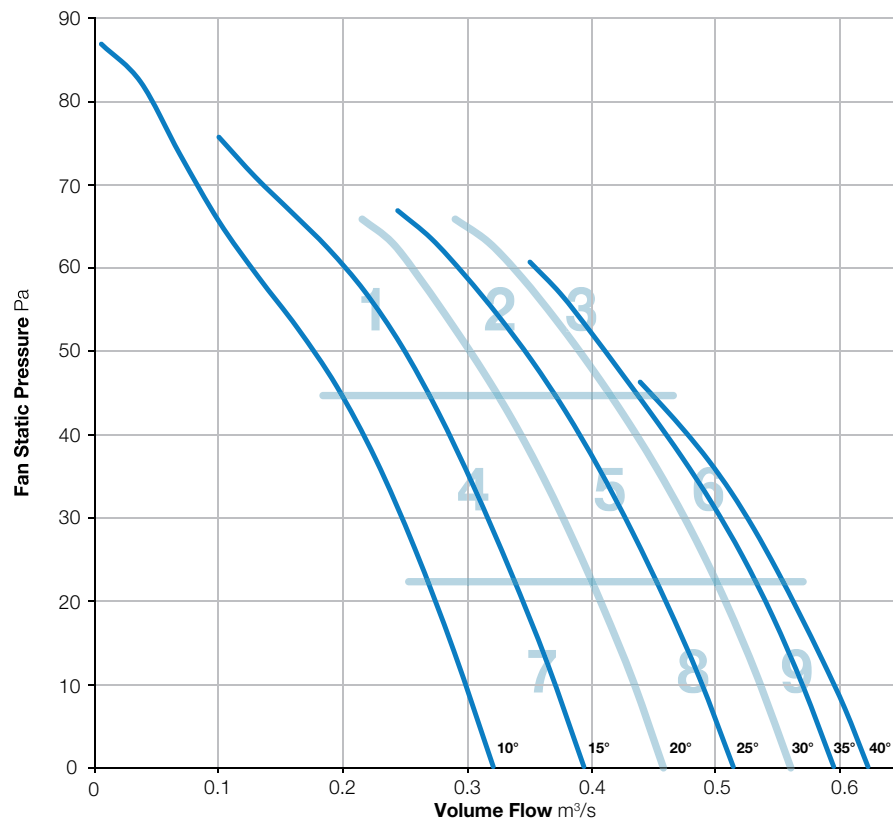
BS EN ISO 5136:2009

Type D installation

Form B



Elta Fans Limited certifies that the Axial Fans shown herein are licensed to bear the AMCA Seal. The ratings shown are based on tests and procedures performed in accordance with AMCA Publication 211 and comply with the requirements of the AMCA Certified Ratings Program. Performance certified is for Installation Type D: Ducted Inlet, Ducted Outlet. Performance ratings do not include the effects of appurtenances (accessories).



Zone		In-duct Sound Power Level (SWL) re 1pW									SPL dBA @ 3m*
		63Hz	125Hz	250Hz	500Hz	1kHz	2kHz	4kHz	8kHz	Total	
1	Inlet	68	70	67	59	59	53	50	44	74	43
	Outlet	69	69	67	60	59	52	50	46	74	43
2	Inlet	67	69	61	56	54	52	50	46	72	40
	Outlet	69	69	61	57	53	51	51	48	73	40
3	Inlet	70	68	63	58	57	55	53	50	73	42
	Outlet	71	67	63	60	57	54	54	51	73	43
4	Inlet	68	66	58	52	56	52	49	42	71	39
	Outlet	68	65	58	53	56	51	49	44	70	39
5	Inlet	73	69	61	57	56	54	50	44	75	41
	Outlet	73	68	61	58	55	53	49	46	75	41
6	Inlet	73	69	66	59	57	55	53	49	75	43
	Outlet	74	68	66	60	57	54	53	50	76	43
7	Inlet	68	65	58	53	58	52	48	41	70	40
	Outlet	68	65	59	54	59	51	49	42	71	41
8	Inlet	73	69	63	57	57	54	49	42	75	42
	Outlet	74	68	64	58	56	52	48	44	75	41
9	Inlet	74	69	66	58	57	55	52	48	76	43
	Outlet	75	68	66	59	57	54	52	49	76	43

*Sound Pressure Level (SPL) is average spherical free-field re 20μPa, for comparative use only.
Power rating (watts, kW or BHP) does not include transmission losses.
The AMCA certified ratings seal applies to air performance only.



315-131-6

1440 r/min



Nominal Diameter

315mm



Hub Type

131



Number of Blades

6



BS ISO 5801:2017

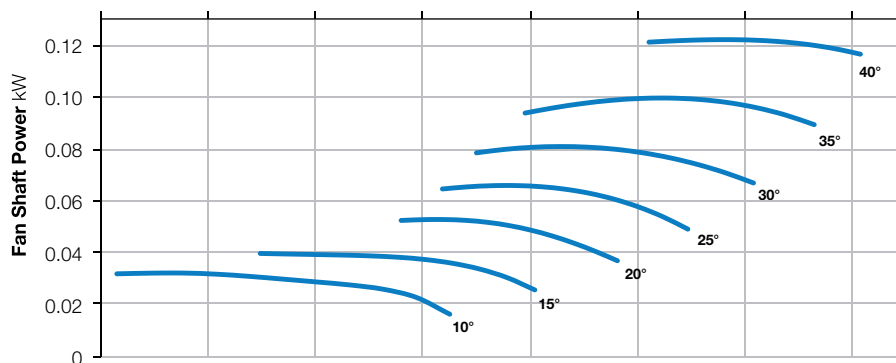
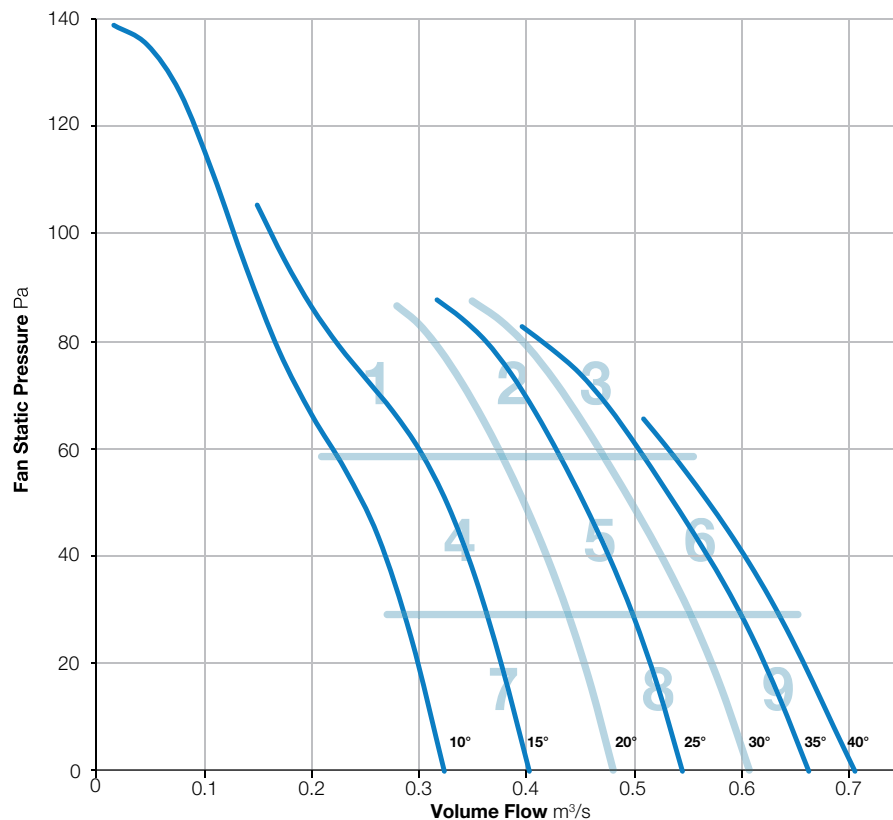
BS ISO 13347-2:2004

Type D installation

Form B



Elta Fans Limited certifies that the Axial Fans shown herein are licensed to bear the AMCA Seal. The ratings shown are based on tests and procedures performed in accordance with AMCA Publications 211 & 311 and comply with the requirements of the AMCA Certified Ratings Program. Performance certified is for Installation Type D: Ducted Inlet, Ducted Outlet. Performance ratings do not include the effects of appurtenances (accessories).



Zone		In-duct Sound Power Level (SWL) re 1pW									SPL dBA @ 3m*
		63Hz	125Hz	250Hz	500Hz	1kHz	2kHz	4kHz	8kHz	Total	
1	Inlet	66	74	64	60	59	56	50	45	75	44
	Outlet	70	73	65	60	56	55	49	45	75	43
2	Inlet	70	71	63	58	57	56	53	50	74	43
	Outlet	73	73	64	59	56	55	52	50	76	43
3	Inlet	68	71	67	59	58	56	54	52	74	44
	Outlet	71	75	67	61	57	56	55	55	77	45
4	Inlet	63	67	59	56	57	56	50	45	70	41
	Outlet	66	71	60	57	56	55	49	45	73	42
5	Inlet	68	70	62	57	58	56	52	48	73	43
	Outlet	71	72	63	58	57	56	51	48	75	43
6	Inlet	71	72	66	60	59	57	54	50	75	45
	Outlet	74	77	67	61	58	56	54	52	79	46
7	Inlet	63	71	61	58	58	56	50	46	72	43
	Outlet	63	73	62	60	57	56	50	46	74	43
8	Inlet	66	71	62	58	59	58	52	48	73	44
	Outlet	69	73	64	59	58	57	51	48	75	44
9	Inlet	72	72	66	60	59	58	54	49	76	45
	Outlet	74	77	67	61	59	57	54	51	79	46

*Sound Pressure Level (SPL) is average spherical free-field re 20µPa, for comparative use only. dBA levels are not licensed by AMCA International.

Power rating (watts, kW or BHP) does not include transmission losses.

The sound power level ratings shown are in decibels, referred to 10⁻¹² watts, calculated per AMCA Standard 301. Values shown are for inlet L_{wa} and outlet L_{wo} sound power levels for Installation Type D: ducted inlet, ducted outlet. Ratings include the effect of duct end correction.



315-131-3

2880 r/min



Nominal Diameter

315mm



Hub Type

131



Number of Blades

3



BS ISO 5801:2017

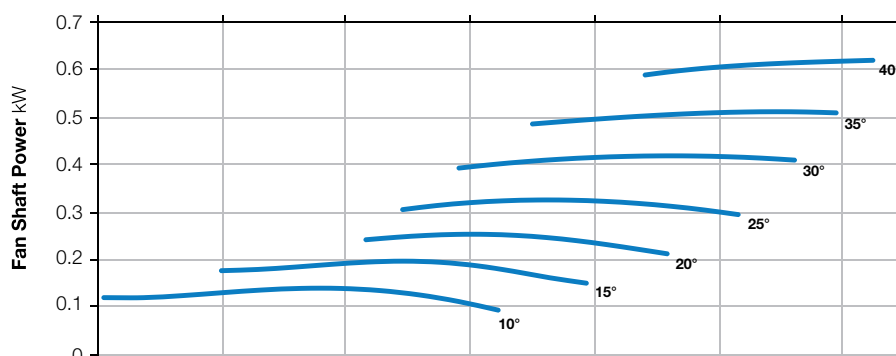
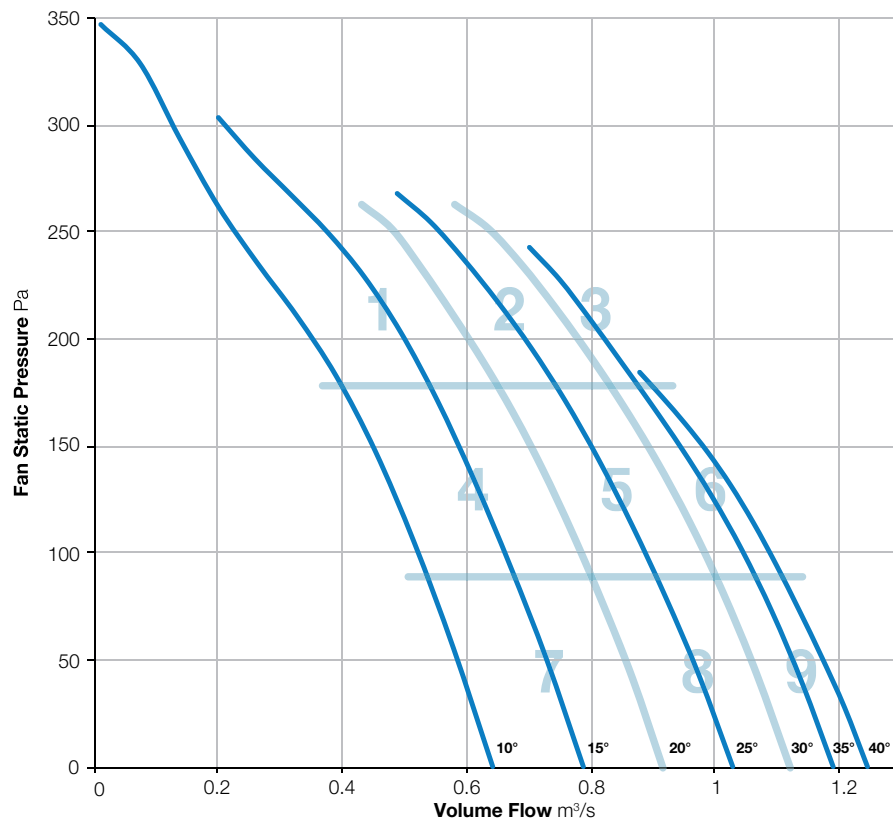
BS EN ISO 5136:2009

Type D installation

Form B



Elta Fans Limited certifies that the Axial Fans shown herein are licensed to bear the AMCA Seal. The ratings shown are based on tests and procedures performed in accordance with AMCA Publication 211 and comply with the requirements of the AMCA Certified Ratings Program. Performance certified is for Installation Type D: Ducted Inlet, Ducted Outlet. Performance ratings do not include the effects of appurtenances (accessories).



Zone		In-duct Sound Power Level (SWL) re 1pW									SPL dBA @ 3m*
		63Hz	125Hz	250Hz	500Hz	1kHz	2kHz	4kHz	8kHz	Total	
1	Inlet	75	84	83	81	77	70	67	63	88	62
	Outlet	77	83	84	81	76	69	67	64	88	61
2	Inlet	76	80	78	73	71	68	66	63	84	56
	Outlet	78	79	79	74	72	68	67	65	84	57
3	Inlet	81	82	78	77	76	71	69	68	87	60
	Outlet	82	81	77	77	76	71	70	70	87	60
4	Inlet	70	82	73	71	69	66	64	60	83	54
	Outlet	72	82	73	70	69	66	64	62	83	54
5	Inlet	77	84	78	75	73	70	66	62	86	58
	Outlet	79	83	79	77	74	69	66	64	87	59
6	Inlet	80	86	79	78	76	71	69	67	88	60
	Outlet	82	84	78	79	76	71	70	69	88	61
7	Inlet	71	82	74	71	72	67	64	60	84	55
	Outlet	73	81	74	70	69	67	64	61	83	54
8	Inlet	73	86	79	76	73	70	66	62	88	58
	Outlet	76	85	80	78	73	70	67	63	87	59
9	Inlet	80	87	80	78	76	72	69	66	89	61
	Outlet	82	85	79	79	76	72	70	68	88	61

*Sound Pressure Level (SPL) is average spherical free-field re 20μPa, for comparative use only.
Power rating (watts, kW or BHP) does not include transmission losses.
The AMCA certified ratings seal applies to air performance only.



315-131-6

2880 r/min



Nominal Diameter

315mm



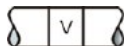
Hub Type

131



Number of Blades

6

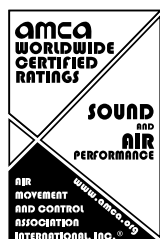


BS ISO 5801:2017

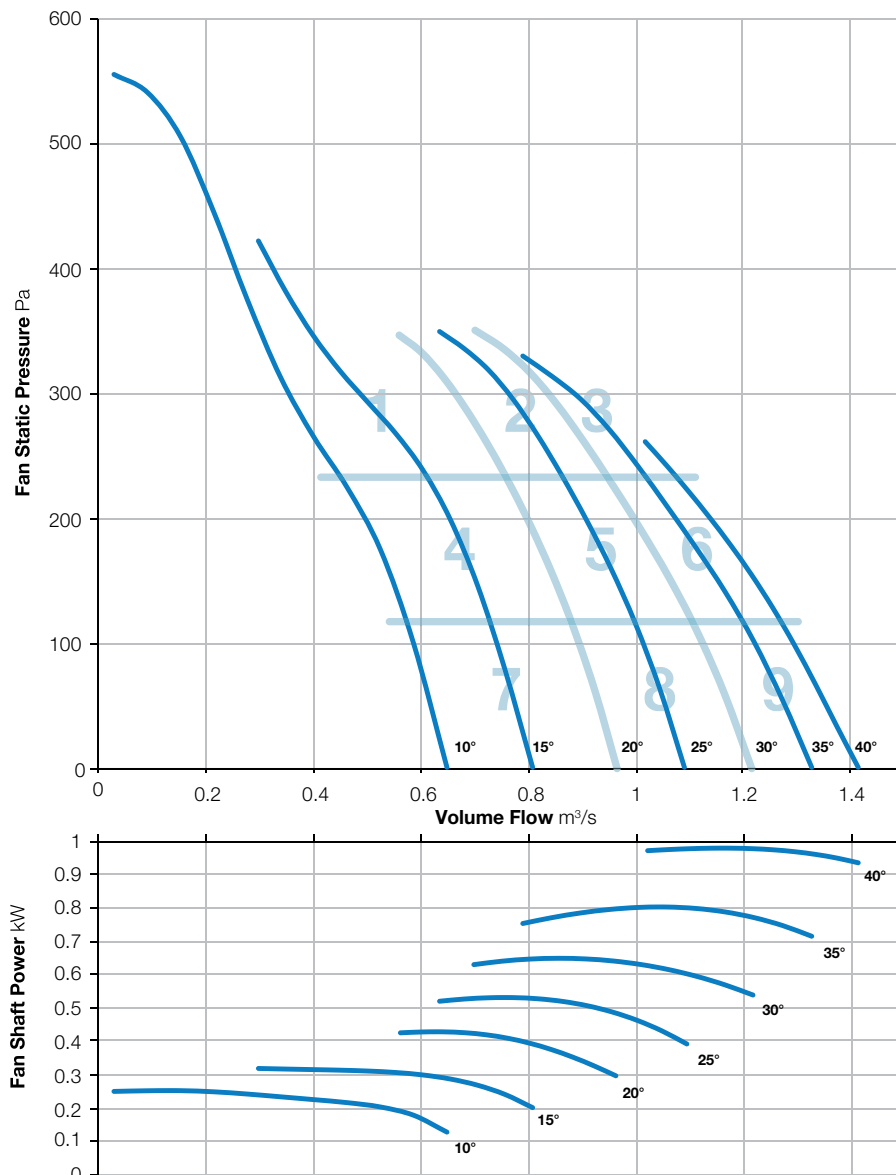
BS ISO 13347-2:2004

Type D installation

Form B



Elta Fans Limited certifies that the Axial Fans shown herein are licensed to bear the AMCA Seal. The ratings shown are based on tests and procedures performed in accordance with AMCA Publications 211 & 311 and comply with the requirements of the AMCA Certified Ratings Program. Performance certified is for Installation Type D: Ducted Inlet, Ducted Outlet. Performance ratings do not include the effects of appurtenances (accessories).



Zone		In-duct Sound Power Level (SWL) re 1pW									SPL dBA @ 3m*
		63Hz	125Hz	250Hz	500Hz	1kHz	2kHz	4kHz	8kHz	Total	
1	Inlet	77	77	80	73	73	71	69	65	84	58
	Outlet	82	79	80	73	72	70	68	65	86	58
2	Inlet	83	82	82	75	74	71	69	66	88	59
	Outlet	85	83	82	76	75	73	69	67	89	60
3	Inlet	80	80	83	79	77	73	71	69	88	62
	Outlet	83	82	83	81	77	74	71	70	89	62
4	Inlet	77	75	80	71	71	70	69	65	84	57
	Outlet	81	76	81	72	72	70	68	64	85	57
5	Inlet	80	79	82	75	73	70	68	64	86	59
	Outlet	82	81	82	76	73	71	68	66	87	59
6	Inlet	81	82	84	79	77	74	71	68	89	62
	Outlet	82	83	85	80	76	74	71	69	89	62
7	Inlet	77	73	80	74	75	72	71	67	84	59
	Outlet	79	76	82	76	74	72	70	66	86	60
8	Inlet	80	79	83	75	74	72	70	65	87	60
	Outlet	81	81	83	77	75	72	70	66	88	60
9	Inlet	81	81	85	79	78	74	71	68	89	62
	Outlet	83	82	85	80	77	75	73	70	89	63

*Sound Pressure Level (SPL) is average spherical free-field re 20μPa, for comparative use only. dBA levels are not licensed by AMCA International.

Power rating (watts, kW or BHP) does not include transmission losses.

The sound power level ratings shown are in decibels, referred to 10⁻¹² watts, calculated per AMCA Standard 301. Values shown are for inlet L_{wa} and outlet L_{wb} sound power levels for Installation Type D: ducted inlet, ducted outlet. Ratings include the effect of duct end correction.



355-131-3

960 r/min



Nominal Diameter

355mm



Hub Type

131



Number of Blades

3

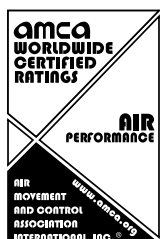


BS ISO 5801:2017

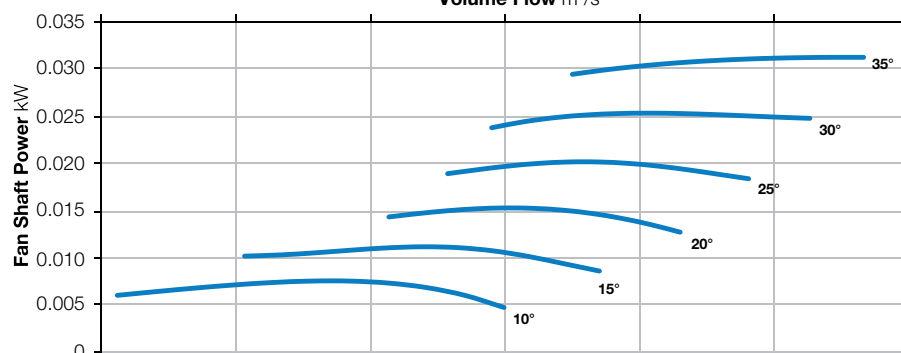
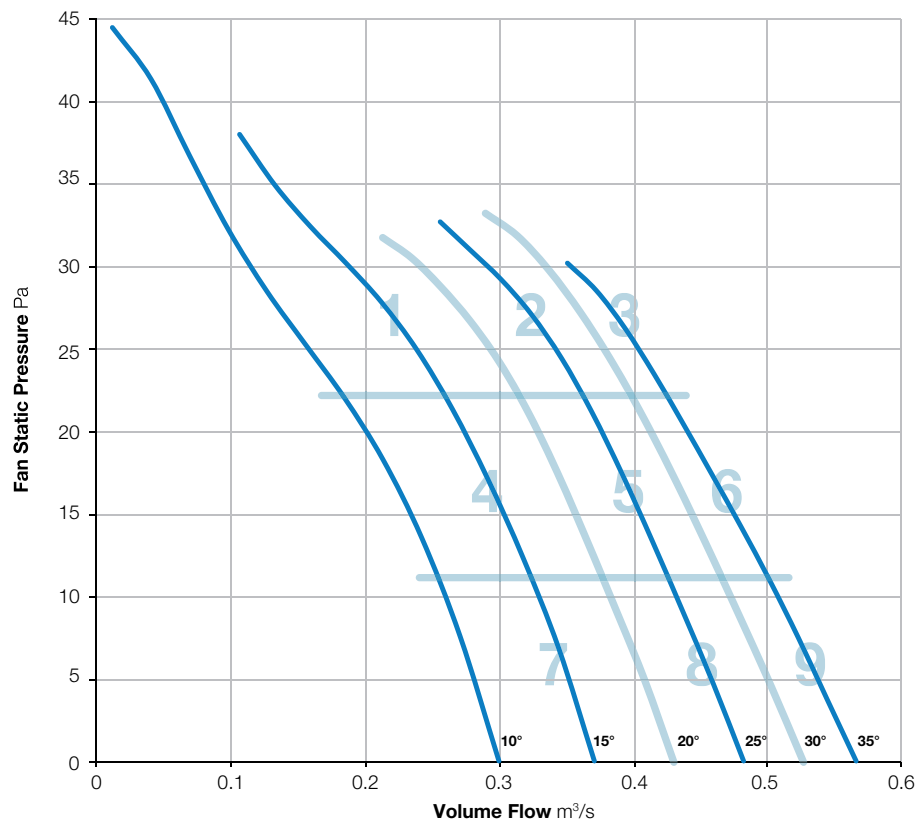
BS EN ISO 5136:2009

Type D installation

Form B



Elta Fans Limited certifies that the Axial Fans shown herein are licensed to bear the AMCA Seal. The ratings shown are based on tests and procedures performed in accordance with AMCA Publication 211 and comply with the requirements of the AMCA Certified Ratings Program. Performance certified is for Installation Type D: Ducted Inlet, Ducted Outlet. Performance ratings do not include the effects of appurtenances (accessories).



Zone		In-duct Sound Power Level (SWL) re 1pW									SPL dBA @ 3m*
		63Hz	125Hz	250Hz	500Hz	1kHz	2kHz	4kHz	8kHz	Total	
1	Inlet	69	66	57	50	49	47	43	39	71	36
	Outlet	71	64	58	50	48	46	43	40	72	35
2	Inlet	65	59	54	51	49	48	45	41	67	35
	Outlet	68	56	55	51	48	46	45	42	69	34
3	Inlet	67	59	54	50	49	50	47	44	68	36
	Outlet	70	57	55	50	49	49	48	45	70	36
4	Inlet	64	55	51	49	50	48	42	38	65	34
	Outlet	67	53	53	48	49	46	42	38	67	33
5	Inlet	68	58	53	49	51	48	44	40	69	35
	Outlet	71	55	54	49	50	46	44	40	71	34
6	Inlet	66	59	56	50	49	49	47	44	67	35
	Outlet	69	57	58	50	49	48	48	45	70	36
7	Inlet	61	56	51	49	49	45	40	37	63	33
	Outlet	64	55	52	49	48	44	40	37	65	32
8	Inlet	67	58	53	49	51	48	43	39	68	35
	Outlet	71	56	54	49	51	46	43	39	71	35
9	Inlet	65	60	57	51	50	49	47	44	67	36
	Outlet	69	57	58	51	49	48	47	44	70	36

*Sound Pressure Level (SPL) is average spherical free-field re 20µPa, for comparative use only.
Power rating (watts, kW or BHP) does not include transmission losses.
The AMCA certified ratings seal applies to air performance only.



355-131-6

960 r/min



Nominal Diameter

355mm



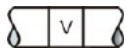
Hub Type

131



Number of Blades

6



BS ISO 5801:2017

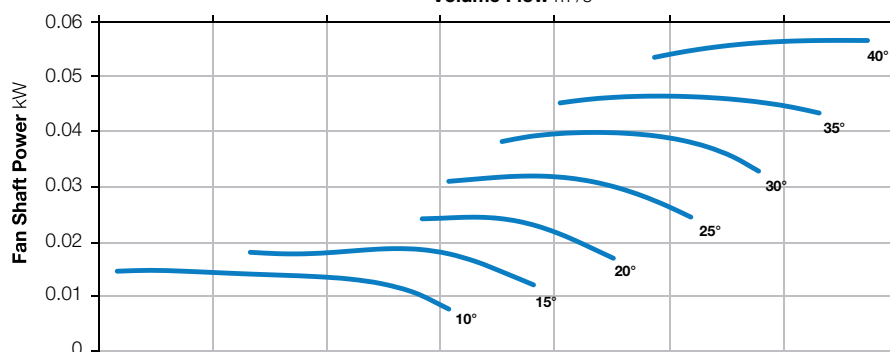
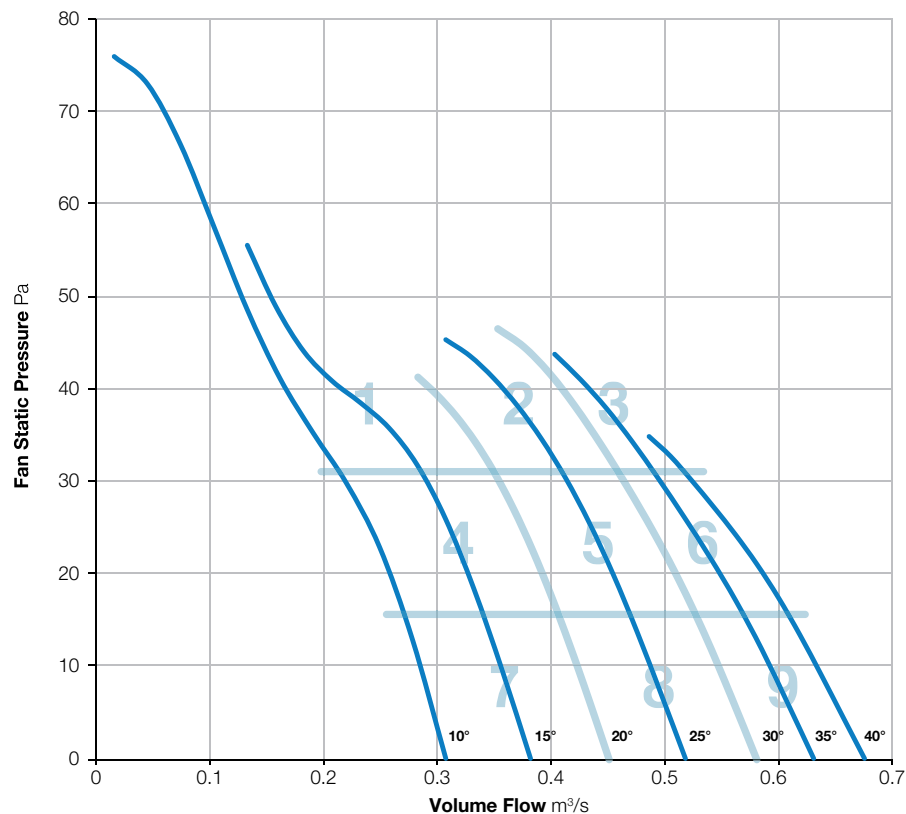
BS EN ISO 5136:2009

Type D installation

Form B



Elta Fans Limited certifies that the Axial Fans shown herein are licensed to bear the AMCA Seal. The ratings shown are based on tests and procedures performed in accordance with AMCA Publication 211 and comply with the requirements of the AMCA Certified Ratings Program. Performance certified is for Installation Type D: Ducted Inlet, Ducted Outlet. Performance ratings do not include the effects of appurtenances (accessories).



Zone		In-duct Sound Power Level (SWL) re 1pW									SPL dBA @ 3m*
		63Hz	125Hz	250Hz	500Hz	1kHz	2kHz	4kHz	8kHz	Total	
1	Inlet	76	66	60	53	51	50	52	45	77	39
	Outlet	77	65	61	54	50	50	53	46	77	39
2	Inlet	71	69	63	57	54	49	41	39	74	40
	Outlet	72	67	64	57	54	49	41	38	74	40
3	Inlet	71	70	62	56	55	51	44	41	74	40
	Outlet	73	68	63	57	55	51	44	39	75	40
4	Inlet	61	62	60	58	56	53	51	44	67	41
	Outlet	62	61	61	58	55	54	52	43	67	41
5	Inlet	61	61	57	53	54	51	43	40	66	38
	Outlet	62	58	58	53	53	50	43	39	65	37
6	Inlet	61	66	58	54	55	51	43	40	68	39
	Outlet	63	64	60	54	55	51	43	39	68	39
7	Inlet	55	58	52	49	51	52	49	40	62	37
	Outlet	57	57	54	49	50	52	50	40	62	37
8	Inlet	57	63	54	51	53	50	42	39	65	36
	Outlet	59	60	55	52	52	49	41	38	64	36
9	Inlet	61	66	58	54	55	51	42	39	68	39
	Outlet	63	64	60	54	55	51	43	39	68	39

*Sound Pressure Level (SPL) is average spherical free-field re 20μPa, for comparative use only.
Power rating (watts, kW or BHP) does not include transmission losses.
The AMCA certified ratings seal applies to air performance only.



355-181-9

960 r/min



Nominal Diameter

355mm



Hub Type

181



Number of Blades

9

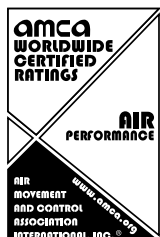


BS ISO 5801:2017

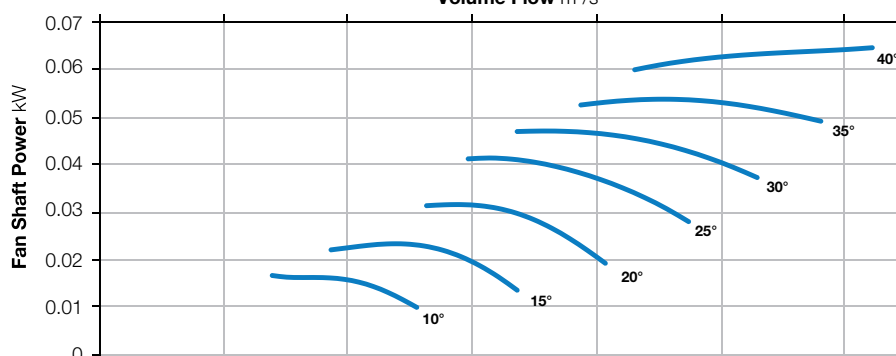
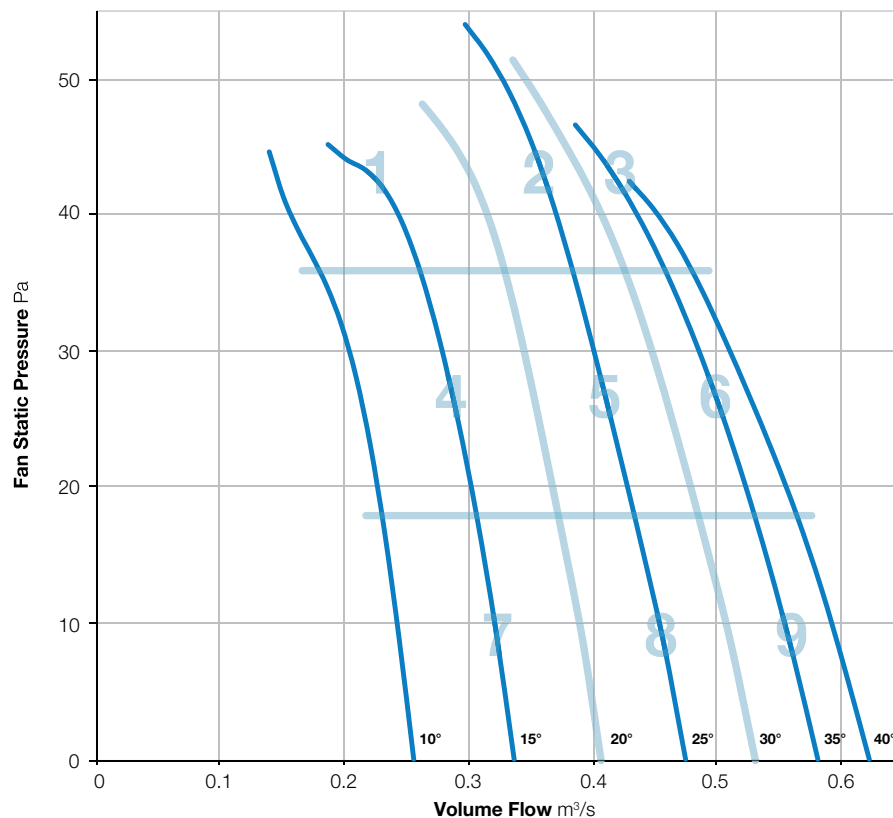
BS EN ISO 5136:2009

Type D installation

Form B



Elta Fans Limited certifies that the Axial Fans shown herein are licensed to bear the AMCA Seal. The ratings shown are based on tests and procedures performed in accordance with AMCA Publication 211 and comply with the requirements of the AMCA Certified Ratings Program. Performance certified is for Installation Type D: Ducted Inlet, Ducted Outlet. Performance ratings do not include the effects of appurtenances (accessories).



Zone		In-duct Sound Power Level (SWL) re 1pW									SPL dBA @ 3m*
		63Hz	125Hz	250Hz	500Hz	1kHz	2kHz	4kHz	8kHz	Total	
1	Inlet	59	60	54	52	52	48	44	38	64	36
	Outlet	60	58	55	52	51	47	44	38	64	35
2	Inlet	63	64	55	51	52	49	44	38	67	36
	Outlet	65	63	57	52	51	48	44	39	68	36
3	Inlet	65	64	57	52	53	52	51	44	68	38
	Outlet	67	61	57	52	52	52	51	44	69	38
4	Inlet	59	62	57	52	53	49	43	38	65	37
	Outlet	61	61	58	52	51	47	43	38	65	36
5	Inlet	63	63	57	53	54	50	44	39	67	37
	Outlet	64	62	58	53	52	49	44	39	67	37
6	Inlet	64	65	58	53	53	50	45	40	68	38
	Outlet	66	62	58	53	52	50	46	41	68	37
7	Inlet	59	63	58	52	53	52	51	47	66	39
	Outlet	61	61	59	52	52	50	50	45	66	38
8	Inlet	61	66	58	53	55	49	45	39	68	38
	Outlet	62	66	59	53	53	48	44	39	68	37
9	Inlet	62	66	58	54	55	51	45	40	68	39
	Outlet	64	63	59	54	54	50	45	40	68	38

*Sound Pressure Level (SPL) is average spherical free-field re 20µPa, for comparative use only.
Power rating (watts, kW or BHP) does not include transmission losses.
The AMCA certified ratings seal applies to air performance only.



355-131-3

1440 r/min



Nominal Diameter

355mm



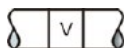
Hub Type

131



Number of Blades

3

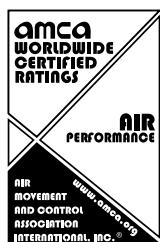


BS ISO 5801:2017

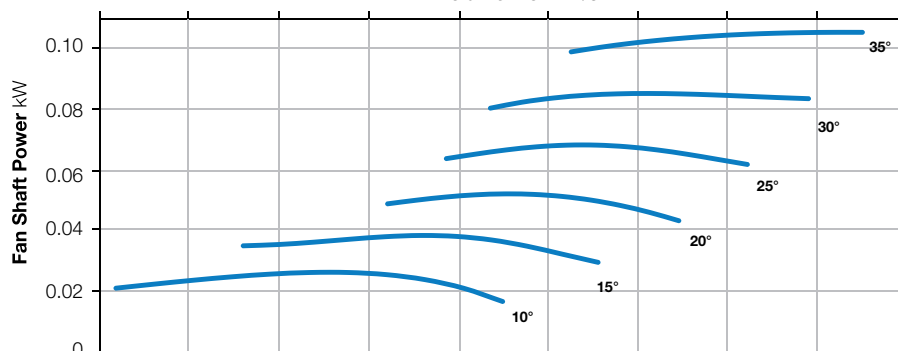
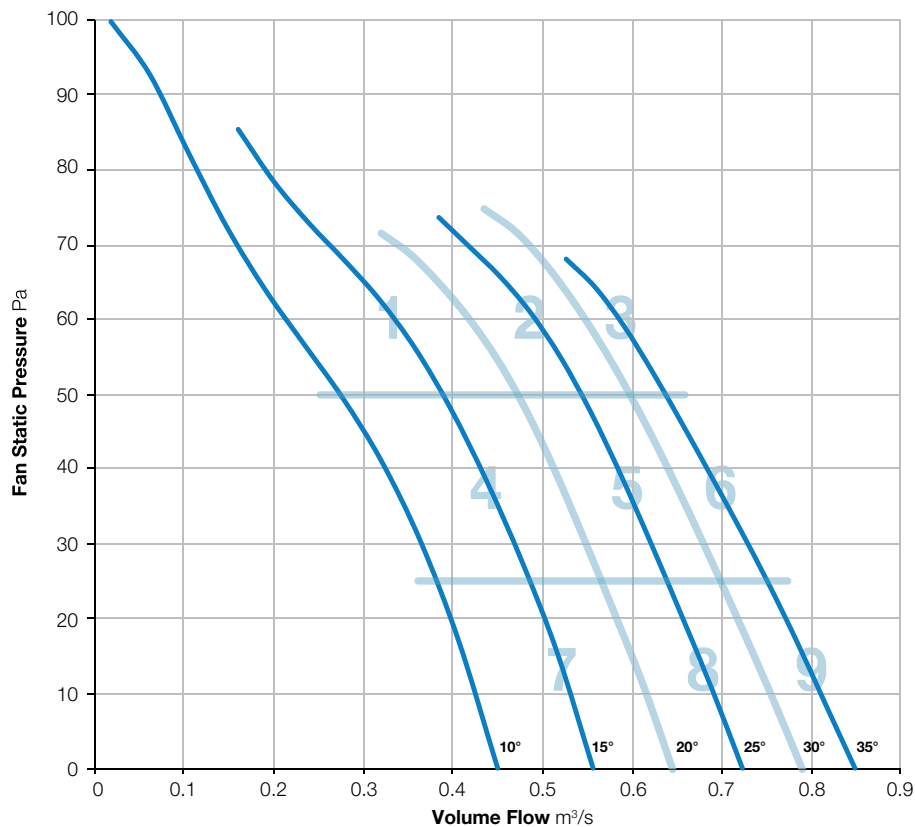
BS EN ISO 5136:2009

Type D installation

Form B



Elta Fans Limited certifies that the Axial Fans shown herein are licensed to bear the AMCA Seal. The ratings shown are based on tests and procedures performed in accordance with AMCA Publication 211 and comply with the requirements of the AMCA Certified Ratings Program. Performance certified is for Installation Type D: Ducted Inlet, Ducted Outlet. Performance ratings do not include the effects of appurtenances (accessories).



Zone		In-duct Sound Power Level (SWL) re 1pW									SPL dBA @ 3m*
		63Hz	125Hz	250Hz	500Hz	1kHz	2kHz	4kHz	8kHz	Total	
1	Inlet	70	67	65	61	59	56	52	48	73	44
	Outlet	73	65	66	61	58	55	51	48	75	43
2	Inlet	71	68	62	62	60	56	54	51	74	44
	Outlet	74	65	63	62	60	55	54	52	75	44
3	Inlet	73	68	63	61	60	58	57	54	75	45
	Outlet	75	66	64	61	59	58	58	55	76	45
4	Inlet	69	64	60	57	58	56	53	48	71	42
	Outlet	73	62	60	57	58	55	52	48	74	42
5	Inlet	73	65	61	58	58	57	54	50	74	43
	Outlet	76	63	62	58	58	56	54	51	77	43
6	Inlet	73	67	63	61	59	57	56	54	75	44
	Outlet	76	65	65	61	58	56	56	55	77	44
7	Inlet	67	63	59	59	60	57	52	47	70	43
	Outlet	70	61	60	59	60	56	51	46	72	43
8	Inlet	70	66	62	58	59	57	53	49	72	43
	Outlet	73	64	62	59	58	56	53	49	74	43
9	Inlet	73	68	65	62	59	57	56	53	75	45
	Outlet	76	65	67	61	59	57	57	54	77	45

*Sound Pressure Level (SPL) is average spherical free-field re 20μPa, for comparative use only.
Power rating (watts, kW or BHP) does not include transmission losses.
The AMCA certified ratings seal applies to air performance only.



355-131-6

1440 r/min



Nominal Diameter

355mm



Hub Type

131



Number of Blades

6



BS ISO 5801:2017

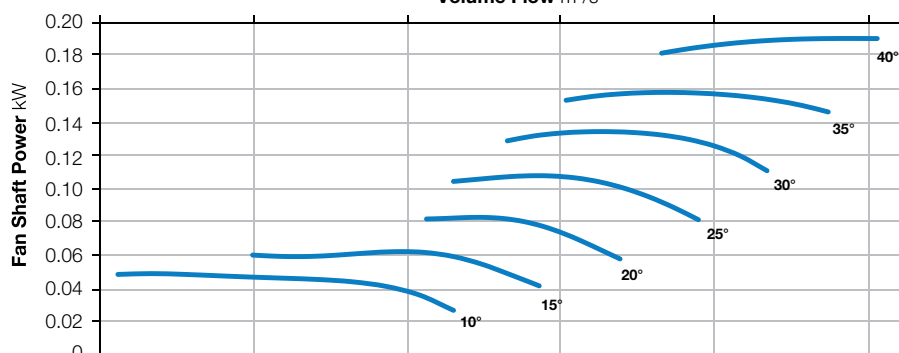
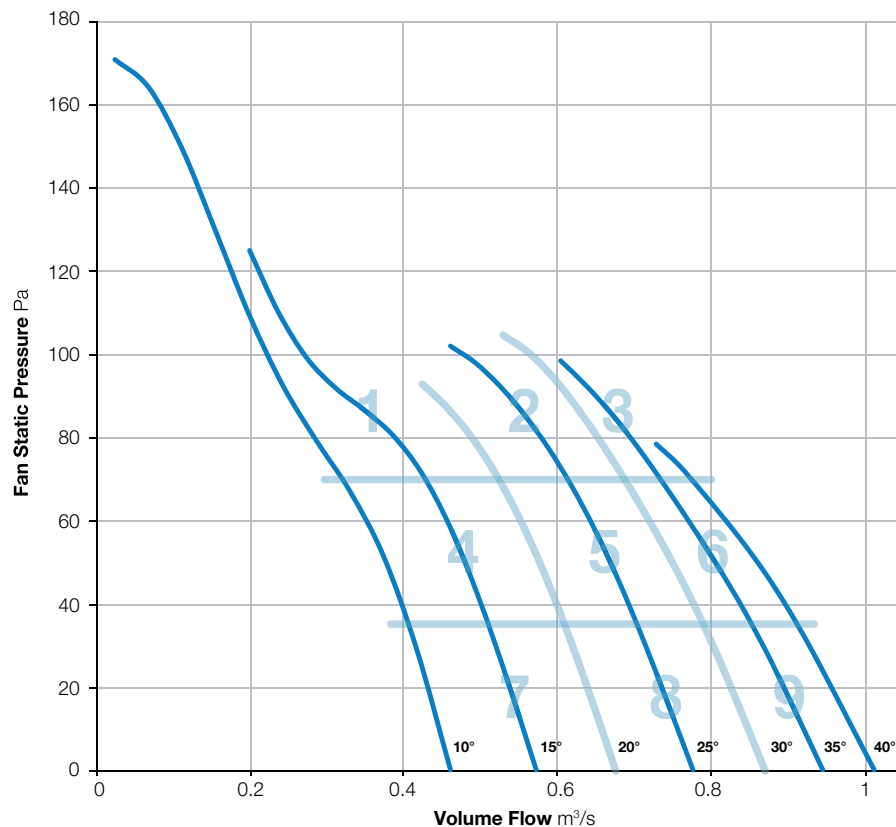
BS EN ISO 5136:2009

Type D installation

Form B



Elta Fans Limited certifies that the Axial Fans shown herein are licensed to bear the AMCA Seal. The ratings shown are based on tests and procedures performed in accordance with AMCA Publication 211 and comply with the requirements of the AMCA Certified Ratings Program. Performance certified is for Installation Type D: Ducted Inlet, Ducted Outlet. Performance ratings do not include the effects of appurtenances (accessories).



Zone		In-duct Sound Power Level (SWL) re 1pW									SPL dBA @ 3m*
		63Hz	125Hz	250Hz	500Hz	1kHz	2kHz	4kHz	8kHz	Total	
1	Inlet	73	84	72	66	63	58	52	46	85	51
	Outlet	73	82	73	67	62	57	51	45	83	50
2	Inlet	74	77	72	68	66	62	55	49	80	51
	Outlet	75	75	73	69	66	62	55	48	80	51
3	Inlet	77	77	72	67	66	63	57	52	81	51
	Outlet	77	76	73	67	65	63	57	51	81	50
4	Inlet	62	66	67	60	61	59	54	48	71	45
	Outlet	64	65	68	60	60	58	53	47	72	45
5	Inlet	68	69	64	63	63	63	57	50	74	48
	Outlet	70	66	65	63	63	62	57	49	74	47
6	Inlet	70	72	65	65	65	63	57	50	76	49
	Outlet	72	71	67	64	64	63	57	50	76	48
7	Inlet	59	66	59	58	60	59	54	48	69	44
	Outlet	61	66	61	58	58	57	53	46	69	43
8	Inlet	63	70	63	61	62	62	56	48	73	47
	Outlet	65	68	63	61	61	61	55	47	72	46
9	Inlet	68	72	64	64	64	63	56	49	75	48
	Outlet	69	71	66	64	64	63	56	49	75	48

*Sound Pressure Level (SPL) is average spherical free-field re 20μPa, for comparative use only.
Power rating (watts, kW or BHP) does not include transmission losses.
The AMCA certified ratings seal applies to air performance only.



355-181-9

1440 r/min



Nominal Diameter

355mm



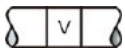
Hub Type

181



Number of Blades

9



BS ISO 5801:2017

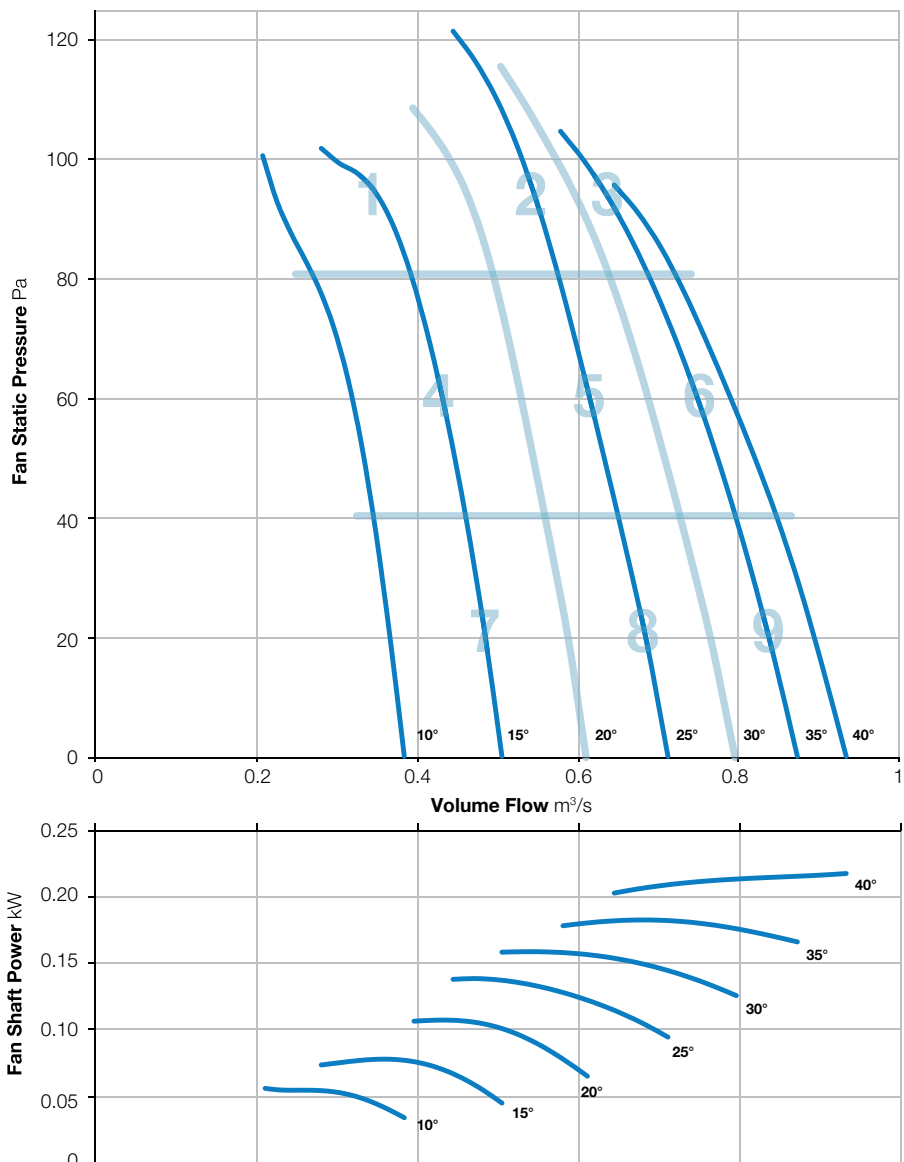
BS EN ISO 5136:2009

Type D installation

Form B



Elta Fans Limited certifies that the Axial Fans shown herein are licensed to bear the AMCA Seal. The ratings shown are based on tests and procedures performed in accordance with AMCA Publication 211 and comply with the requirements of the AMCA Certified Ratings Program. Performance certified is for Installation Type D: Ducted Inlet, Ducted Outlet. Performance ratings do not include the effects of appurtenances (accessories).



Zone		In-duct Sound Power Level (SWL) re 1pW									SPL dBA @ 3m*
		63Hz	125Hz	250Hz	500Hz	1kHz	2kHz	4kHz	8kHz	Total	
1	Inlet	65	65	64	61	60	58	53	48	71	44
	Outlet	67	63	65	62	59	57	53	47	71	44
2	Inlet	71	72	68	62	61	60	55	49	76	46
	Outlet	73	70	70	63	60	59	55	50	76	46
3	Inlet	74	72	68	65	63	61	59	55	77	48
	Outlet	76	70	69	64	62	62	60	56	78	48
4	Inlet	64	67	67	62	60	59	55	49	72	46
	Outlet	65	66	69	63	59	58	54	48	73	46
5	Inlet	69	71	68	63	62	61	56	49	75	47
	Outlet	71	69	69	64	61	60	56	49	75	47
6	Inlet	74	72	68	65	63	61	58	54	77	48
	Outlet	76	70	69	64	62	62	59	55	78	48
7	Inlet	64	67	68	62	60	59	55	49	72	46
	Outlet	65	66	69	63	59	58	54	48	73	46
8	Inlet	65	71	70	63	61	60	56	49	75	47
	Outlet	67	69	72	64	61	59	56	50	75	47
9	Inlet	73	72	68	65	63	62	58	53	77	48
	Outlet	75	70	69	65	62	62	59	55	78	48

*Sound Pressure Level (SPL) is average spherical free-field re 20μPa, for comparative use only.
Power rating (watts, kW or BHP) does not include transmission losses.
The AMCA certified ratings seal applies to air performance only.



355-131-3

2880 r/min



Nominal Diameter

355mm




Hub Type

131



Number of Blades

3

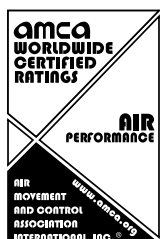


BS ISO 5801:2017

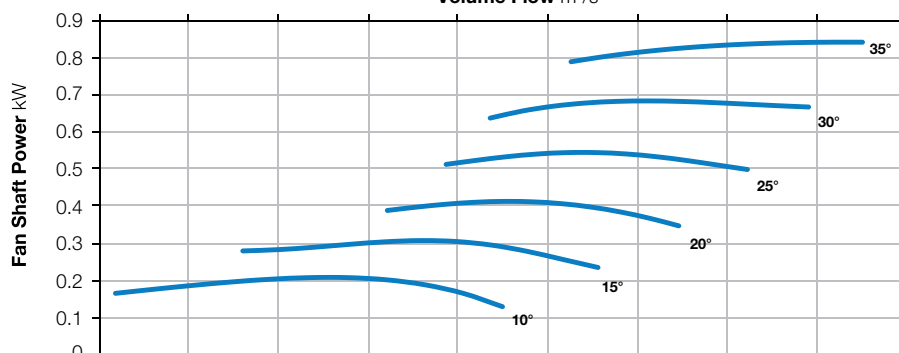
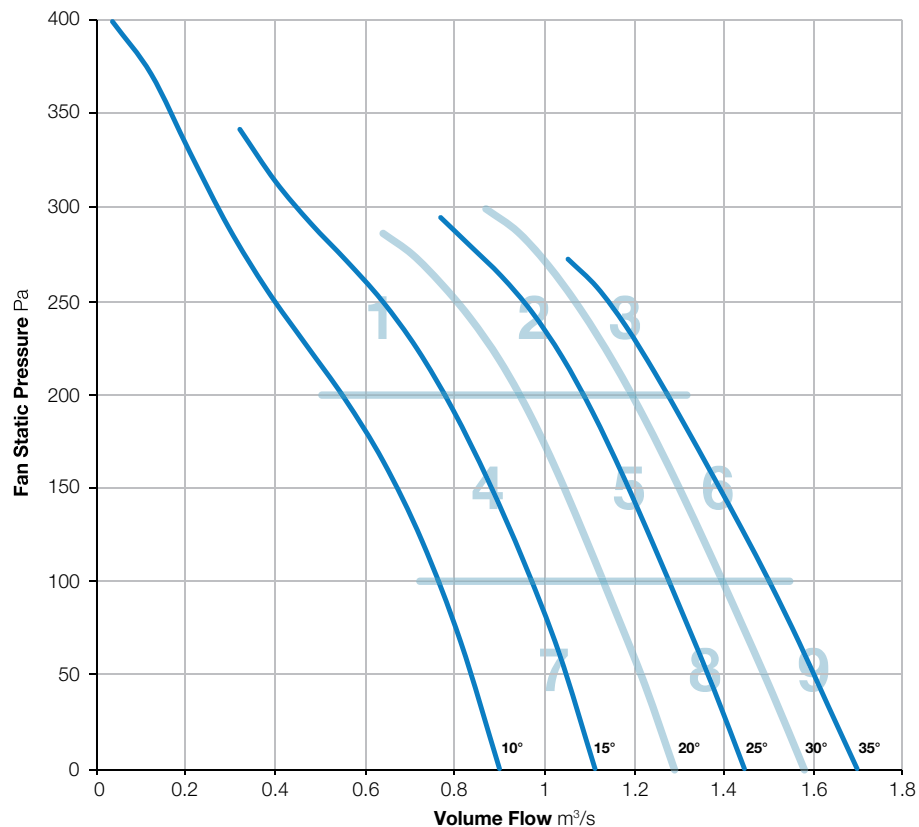
BS EN ISO 5136:2009

Type D installation

Form B



Elta Fans Limited certifies that the Axial Fans shown herein are licensed to bear the AMCA Seal. The ratings shown are based on tests and procedures performed in accordance with AMCA Publication 211 and comply with the requirements of the AMCA Certified Ratings Program. Performance certified is for Installation Type D: Ducted Inlet, Ducted Outlet. Performance ratings do not include the effects of appurtenances (accessories).



Zone		In-duct Sound Power Level (SWL) re 1pW									SPL dBA @ 3m*
		63Hz	125Hz	250Hz	500Hz	1kHz	2kHz	4kHz	8kHz	Total	
1	Inlet	76	85	78	79	79	74	69	65	88	62
	Outlet	78	84	78	79	78	73	69	65	87	61
2	Inlet	80	85	79	77	80	75	70	68	88	62
	Outlet	82	83	78	75	79	75	70	69	88	62
3	Inlet	84	86	79	78	79	76	72	72	90	63
	Outlet	85	84	78	77	78	76	73	73	89	62
4	Inlet	76	85	75	74	74	71	68	64	87	58
	Outlet	78	83	75	72	72	71	67	65	85	57
5	Inlet	82	88	76	77	77	73	69	66	90	61
	Outlet	84	85	76	74	75	73	69	67	88	59
6	Inlet	85	87	78	79	80	75	71	71	90	63
	Outlet	86	85	78	78	78	75	72	72	90	62
7	Inlet	75	83	73	74	77	75	70	65	86	60
	Outlet	76	81	74	72	76	75	69	65	85	60
8	Inlet	79	85	76	77	77	73	69	66	88	60
	Outlet	82	81	76	75	75	73	69	66	86	59
9	Inlet	83	88	79	80	81	76	72	70	91	64
	Outlet	83	85	79	79	80	76	72	71	89	63

*Sound Pressure Level (SPL) is average spherical free-field re 20μPa, for comparative use only.
Power rating (watts, kW or BHP) does not include transmission losses.
The AMCA certified ratings seal applies to air performance only.



355-131-6

2880 r/min



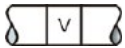
Nominal Diameter
355mm



Hub Type
131



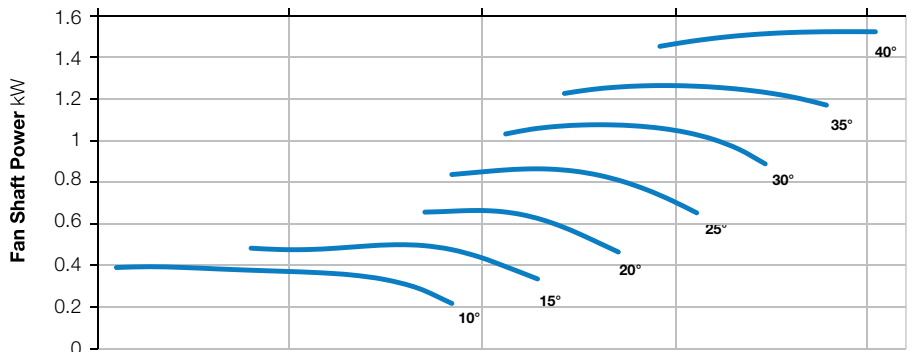
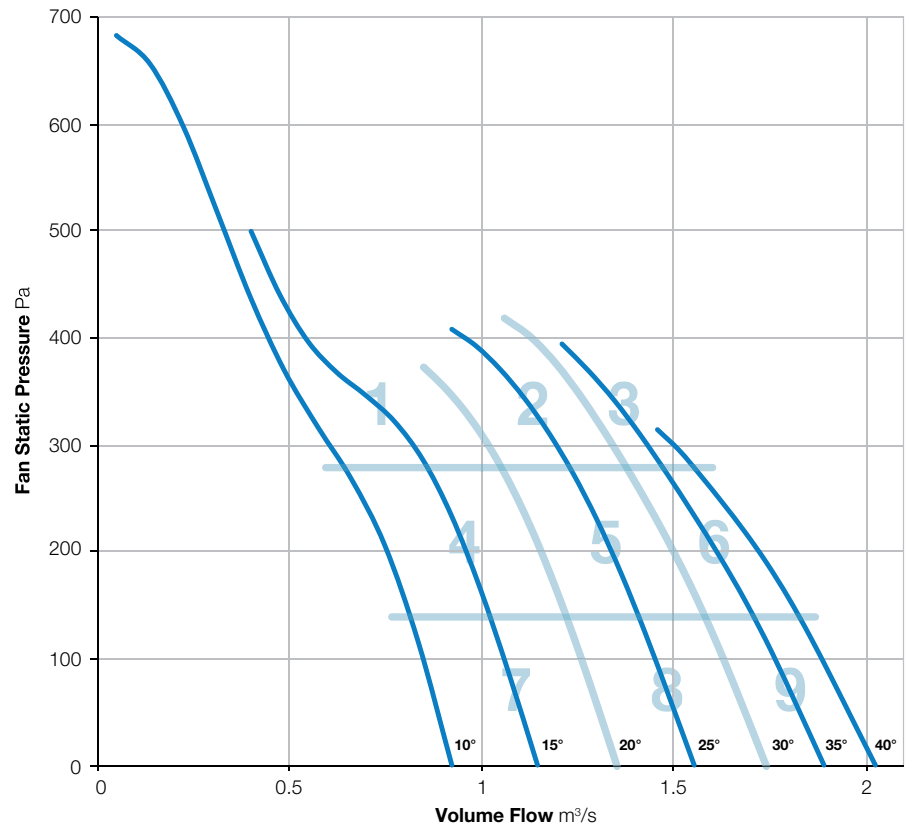
Number of Blades
6



BS ISO 5801:2017
BS EN ISO 5136:2009
Type D installation
Form B



Elta Fans Limited certifies that the Axial Fans shown herein are licensed to bear the AMCA Seal. The ratings shown are based on tests and procedures performed in accordance with AMCA Publication 211 and comply with the requirements of the AMCA Certified Ratings Program. Performance certified is for Installation Type D: Ducted Inlet, Ducted Outlet. Performance ratings do not include the effects of appurtenances (accessories).



Zone		In-duct Sound Power Level (SWL) re 1pW									SPL dBA @ 3m*
		63Hz	125Hz	250Hz	500Hz	1kHz	2kHz	4kHz	8kHz	Total	
1	Inlet	84	87	95	86	83	78	71	65	97	69
	Outlet	86	86	96	86	82	78	72	65	97	69
2	Inlet	82	89	89	86	85	81	75	70	94	69
	Outlet	85	88	90	86	85	82	77	70	95	69
3	Inlet	86	92	90	87	85	82	77	72	96	70
	Outlet	89	90	90	87	84	83	79	73	96	70
4	Inlet	76	75	76	81	80	78	75	71	86	64
	Outlet	80	73	78	80	79	78	75	70	87	64
5	Inlet	82	80	81	82	80	79	76	71	89	65
	Outlet	85	78	80	81	80	78	76	72	89	65
6	Inlet	86	82	82	82	82	81	77	72	91	66
	Outlet	88	80	84	80	81	81	79	74	92	66
7	Inlet	73	72	75	76	75	73	73	70	83	60
	Outlet	76	70	78	74	75	72	72	69	83	59
8	Inlet	78	76	81	78	78	77	75	70	87	63
	Outlet	81	74	80	77	79	77	75	71	87	63
9	Inlet	82	81	82	81	81	81	77	71	89	66
	Outlet	85	79	84	79	81	81	78	72	90	66

*Sound Pressure Level (SPL) is average spherical free-field re 20μPa, for comparative use only.
Power rating (watts, kW or BHP) does not include transmission losses.
The AMCA certified ratings seal applies to air performance only.



355-181-9

2880 r/min



Nominal Diameter

355mm



Hub Type

181



Number of Blades

9

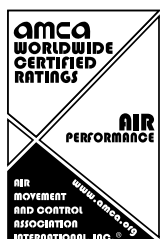


BS ISO 5801:2017

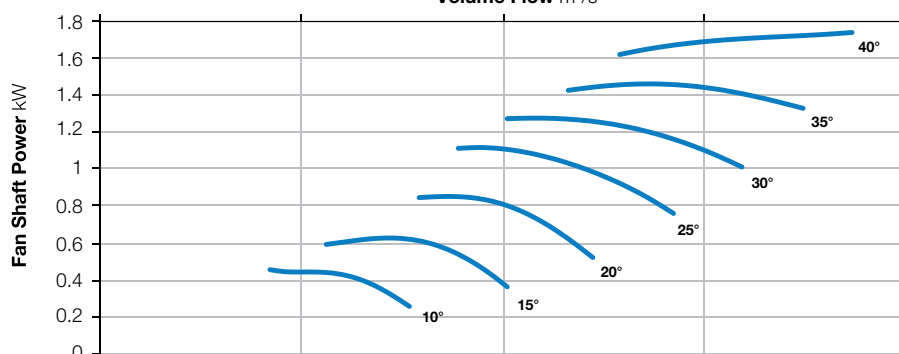
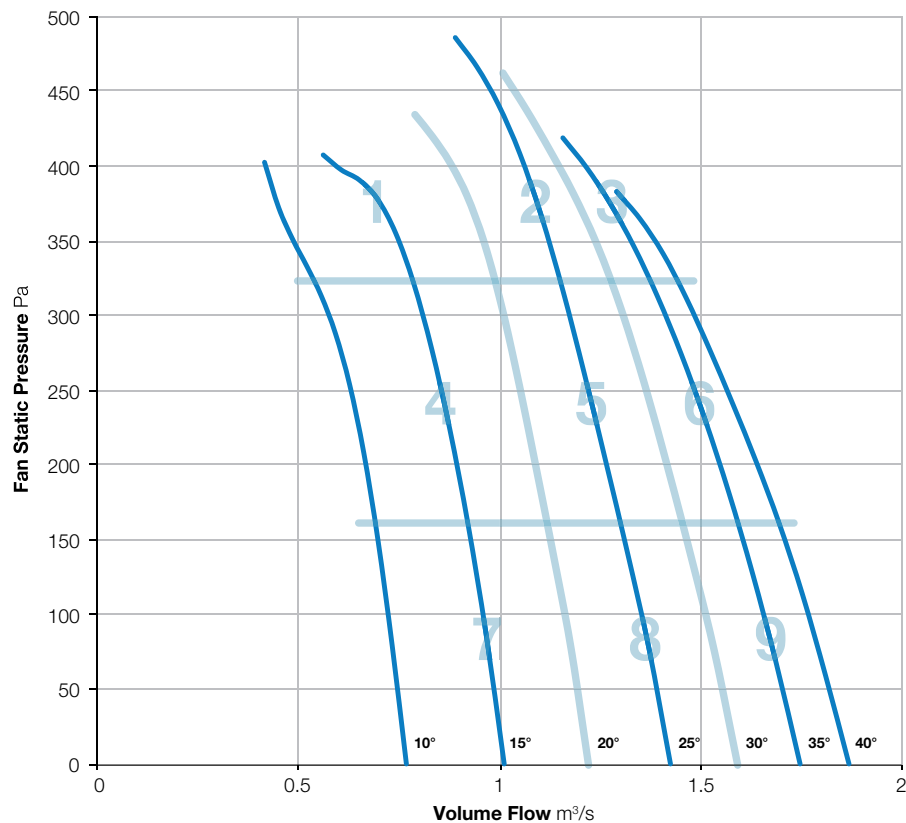
BS EN ISO 5136:2009

Type D installation

Form B



Elta Fans Limited certifies that the Axial Fans shown herein are licensed to bear the AMCA Seal. The ratings shown are based on tests and procedures performed in accordance with AMCA Publication 211 and comply with the requirements of the AMCA Certified Ratings Program. Performance certified is for Installation Type D: Ducted Inlet, Ducted Outlet. Performance ratings do not include the effects of appurtenances (accessories).



Zone		In-duct Sound Power Level (SWL) re 1pW									SPL dBA @ 3m*
		63Hz	125Hz	250Hz	500Hz	1kHz	2kHz	4kHz	8kHz	Total	
1	Inlet	79	75	74	77	78	74	73	67	85	61
	Outlet	85	74	75	77	78	74	73	67	87	61
2	Inlet	83	83	82	80	79	76	74	68	89	63
	Outlet	87	82	82	82	78	77	74	69	91	64
3	Inlet	86	84	84	82	81	78	74	70	91	65
	Outlet	89	84	84	81	80	80	75	72	92	65
4	Inlet	77	74	74	78	77	73	73	68	84	61
	Outlet	83	72	75	78	78	73	73	68	86	61
5	Inlet	82	79	82	80	79	76	74	68	88	63
	Outlet	86	78	83	82	80	77	74	69	90	64
6	Inlet	87	84	83	83	81	79	76	70	91	66
	Outlet	89	82	83	81	82	81	77	72	92	66
7	Inlet	77	78	78	80	78	75	75	70	86	63
	Outlet	84	76	79	82	79	74	75	70	88	63
8	Inlet	79	79	82	82	81	77	76	69	88	65
	Outlet	82	78	83	84	81	78	76	70	90	66
9	Inlet	85	84	85	85	83	80	78	71	92	67
	Outlet	86	81	85	84	82	82	78	73	92	67

*Sound Pressure Level (SPL) is average spherical free-field re 20μPa, for comparative use only.
Power rating (watts, kW or BHP) does not include transmission losses.
The AMCA certified ratings seal applies to air performance only.



400-131-3

960 r/min



Nominal Diameter

400mm



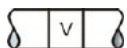
Hub Type

131



Number of Blades

3

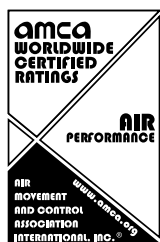


BS ISO 5801:2017

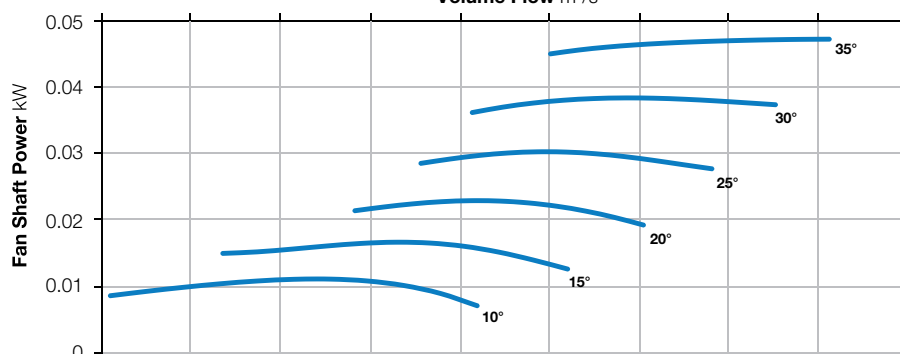
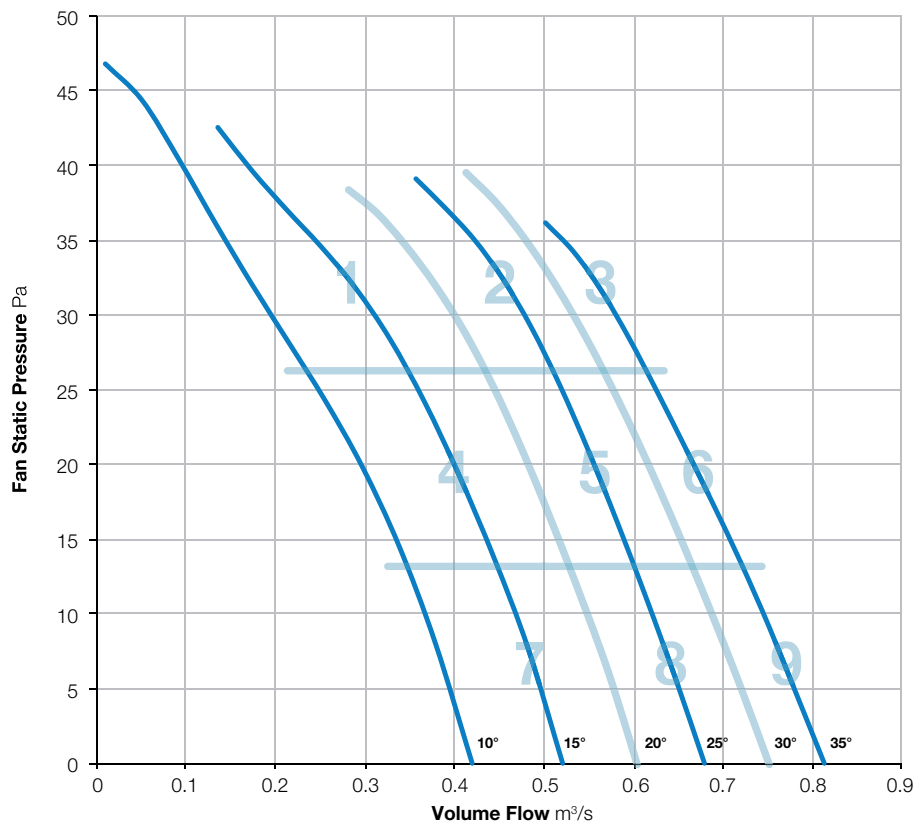
BS EN ISO 5136:2009

Type D installation

Form B



Elta Fans Limited certifies that the Axial Fans shown herein are licensed to bear the AMCA Seal. The ratings shown are based on tests and procedures performed in accordance with AMCA Publication 211 and comply with the requirements of the AMCA Certified Ratings Program. Performance certified is for Installation Type D: Ducted Inlet, Ducted Outlet. Performance ratings do not include the effects of appurtenances (accessories).



Zone		In-duct Sound Power Level (SWL) re 1pW									SPL dBA @ 3m*
		63Hz	125Hz	250Hz	500Hz	1kHz	2kHz	4kHz	8kHz	Total	
1	Inlet	72	69	61	60	53	53	49	43	74	41
	Outlet	73	68	62	57	53	52	48	43	75	40
2	Inlet	65	63	59	61	54	54	51	46	69	41
	Outlet	67	62	60	58	53	53	51	46	69	40
3	Inlet	68	65	58	58	55	57	54	50	71	42
	Outlet	69	63	59	57	54	56	54	50	71	41
4	Inlet	61	59	54	60	54	54	48	41	66	40
	Outlet	63	58	55	56	53	52	47	40	66	38
5	Inlet	65	64	59	61	55	54	50	44	69	41
	Outlet	68	63	60	58	54	53	49	44	70	40
6	Inlet	68	65	59	59	55	57	54	50	71	42
	Outlet	70	63	60	56	54	56	54	50	72	41
7	Inlet	61	60	53	59	53	52	46	40	66	39
	Outlet	64	59	54	55	52	50	45	39	66	37
8	Inlet	65	64	59	61	55	54	50	44	69	41
	Outlet	68	63	60	58	54	53	49	44	70	40
9	Inlet	68	65	59	59	55	57	54	50	71	42
	Outlet	70	63	60	56	54	56	54	50	72	41

*Sound Pressure Level (SPL) is average spherical free-field re 20μPa, for comparative use only.
Power rating (watts, kW or BHP) does not include transmission losses.
The AMCA certified ratings seal applies to air performance only.



400-131-6

960 r/min



Nominal Diameter

400mm



Hub Type

131



Number of Blades

6



BS ISO 5801:2017

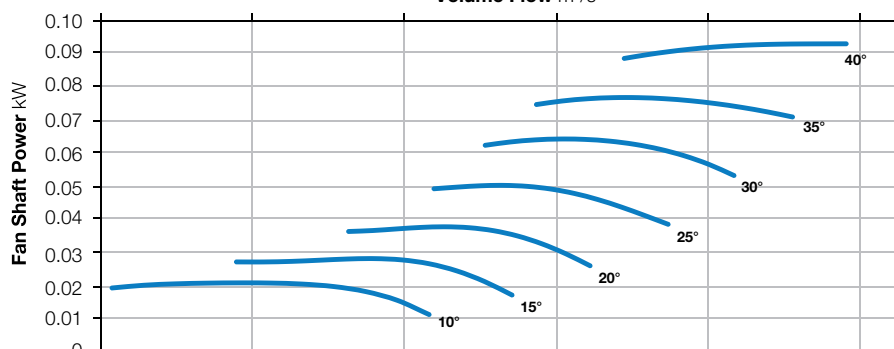
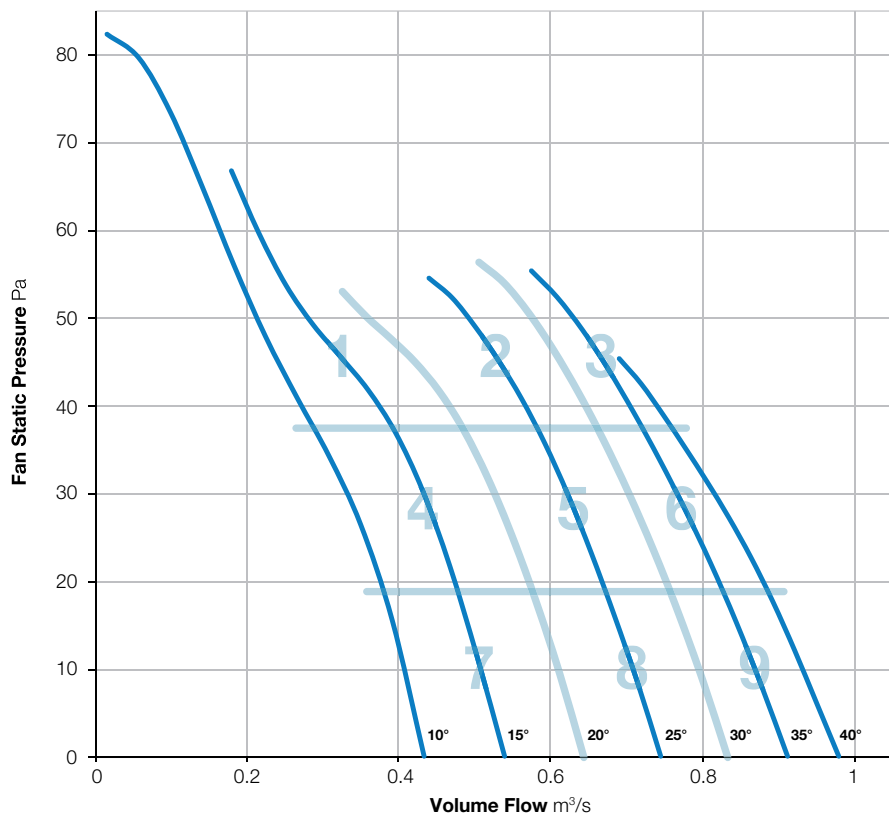
BS ISO 13347-2:2004

Type D installation

Form B



Elta Fans Limited certifies that the Axial Fans shown herein are licensed to bear the AMCA Seal. The ratings shown are based on tests and procedures performed in accordance with AMCA Publications 211 & 311 and comply with the requirements of the AMCA Certified Ratings Program. Performance certified is for Installation Type D: Ducted Inlet, Ducted Outlet. Performance ratings do not include the effects of appurtenances (accessories).



Zone		In-duct Sound Power Level (SWL) re 1pW									SPL dBA @ 3m*
		63Hz	125Hz	250Hz	500Hz	1kHz	2kHz	4kHz	8kHz	Total	
1	Inlet	75	72	65	70	56	53	47	43	78	48
	Outlet	76	74	68	68	55	53	47	43	79	47
2	Inlet	63	68	59	58	56	54	50	49	70	41
	Outlet	66	70	65	56	53	53	50	50	73	41
3	Inlet	67	70	61	57	55	54	54	52	72	42
	Outlet	68	71	63	57	53	54	54	53	73	42
4	Inlet	60	68	59	70	56	54	48	43	73	47
	Outlet	62	70	63	67	55	53	46	42	73	45
5	Inlet	63	69	60	59	57	55	50	49	71	42
	Outlet	65	70	63	57	55	53	48	49	72	41
6	Inlet	66	71	63	58	56	55	53	51	73	43
	Outlet	69	72	64	58	55	54	53	51	74	43
7	Inlet	60	70	60	69	54	53	46	42	73	46
	Outlet	63	71	61	66	53	52	46	43	73	44
8	Inlet	64	70	61	59	58	55	50	49	72	43
	Outlet	67	71	64	57	56	53	48	49	73	42
9	Inlet	65	72	62	58	56	55	52	50	73	42
	Outlet	69	72	65	58	56	54	51	49	75	43

*Sound Pressure Level (SPL) is average spherical free-field re 20µPa, for comparative use only. dBA levels are not licensed by AMCA International.

Power rating (watts, kW or BHP) does not include transmission losses.

The sound power level ratings shown are in decibels, referred to 10⁻¹² watts, calculated per AMCA Standard 301. Values shown are for inlet L_{wa} and outlet L_{wo} sound power levels for Installation Type D: ducted inlet, ducted outlet. Ratings include the effect of duct end correction.



400-181-9

960 r/min



Nominal Diameter

400mm



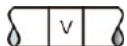
Hub Type

181



Number of Blades

9



BS ISO 5801:2017

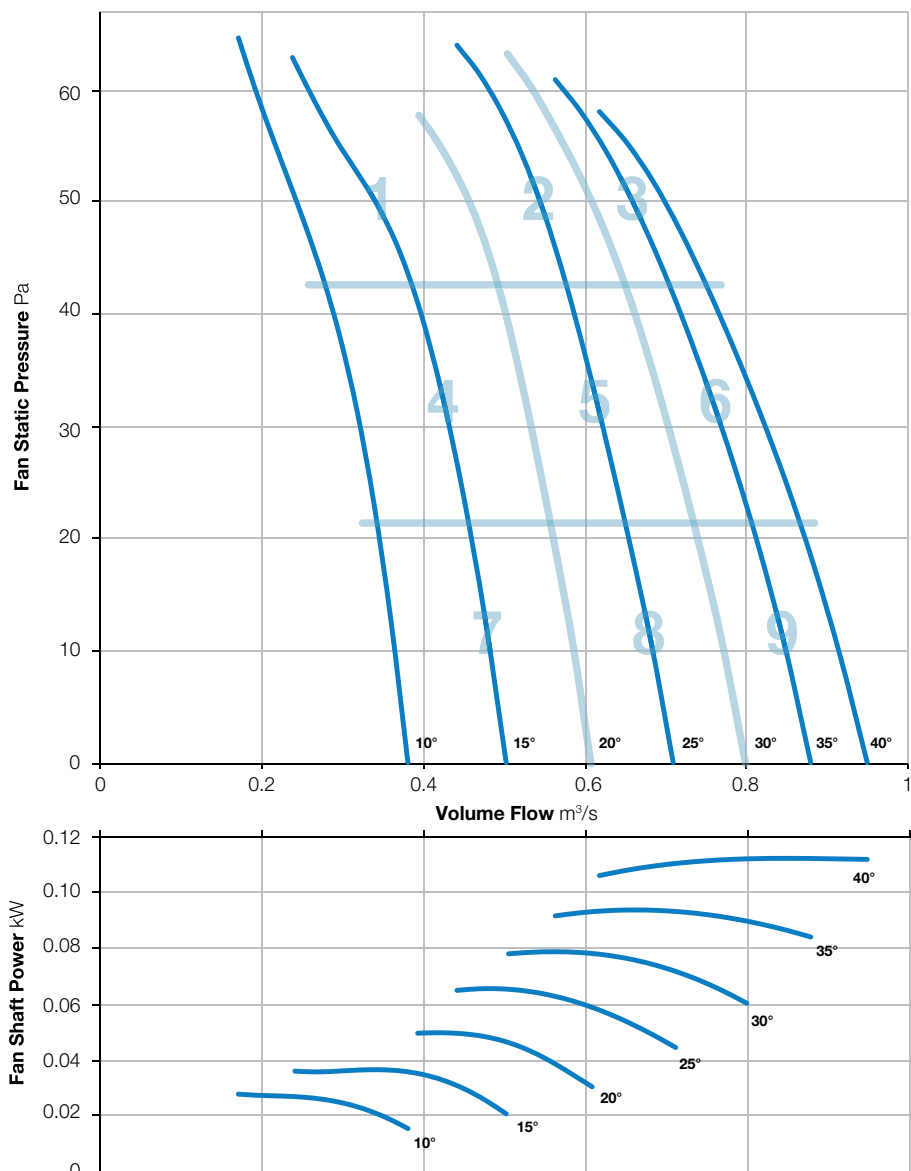
BS EN ISO 5136:2009

Type D installation

Form B



Elta Fans Limited certifies that the Axial Fans shown herein are licensed to bear the AMCA Seal. The ratings shown are based on tests and procedures performed in accordance with AMCA Publication 211 and comply with the requirements of the AMCA Certified Ratings Program. Performance certified is for Installation Type D: Ducted Inlet, Ducted Outlet. Performance ratings do not include the effects of appurtenances (accessories).



Zone		In-duct Sound Power Level (SWL) re 1pW									SPL dBA @ 3m*
		63Hz	125Hz	250Hz	500Hz	1kHz	2kHz	4kHz	8kHz	Total	
1	Inlet	62	66	69	64	59	55	48	41	72	45
	Outlet	63	65	70	62	58	54	48	41	72	44
2	Inlet	66	65	58	59	56	56	51	44	70	42
	Outlet	68	64	59	57	55	55	51	44	70	41
3	Inlet	70	66	59	59	56	57	54	47	72	42
	Outlet	72	65	60	58	55	56	55	48	73	42
4	Inlet	60	64	56	60	54	53	48	42	67	40
	Outlet	61	63	57	58	53	52	47	41	67	39
5	Inlet	65	66	59	59	58	56	50	42	70	42
	Outlet	66	65	60	57	56	54	49	43	70	41
6	Inlet	66	66	59	59	57	57	52	46	70	42
	Outlet	68	66	60	58	56	56	53	47	71	42
7	Inlet	60	64	58	61	55	54	48	41	68	41
	Outlet	61	64	59	58	53	52	46	40	67	39
8	Inlet	63	65	59	59	57	56	51	44	69	42
	Outlet	63	64	60	57	56	54	50	44	68	41
9	Inlet	66	66	59	59	57	57	52	46	70	42
	Outlet	68	66	60	58	56	56	53	47	71	42

*Sound Pressure Level (SPL) is average spherical free-field re 20μPa, for comparative use only.
Power rating (watts, kW or BHP) does not include transmission losses.
The AMCA certified ratings seal applies to air performance only.



400-131-3

1440 r/min



Nominal Diameter

400mm



Hub Type

131



Number of Blades

3

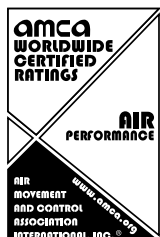


BS ISO 5801:2017

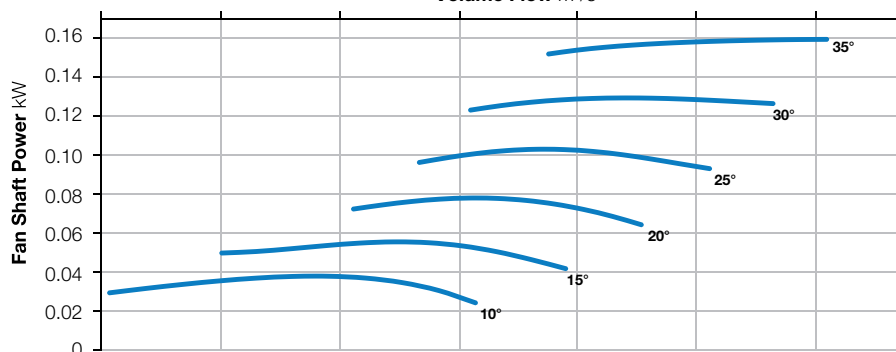
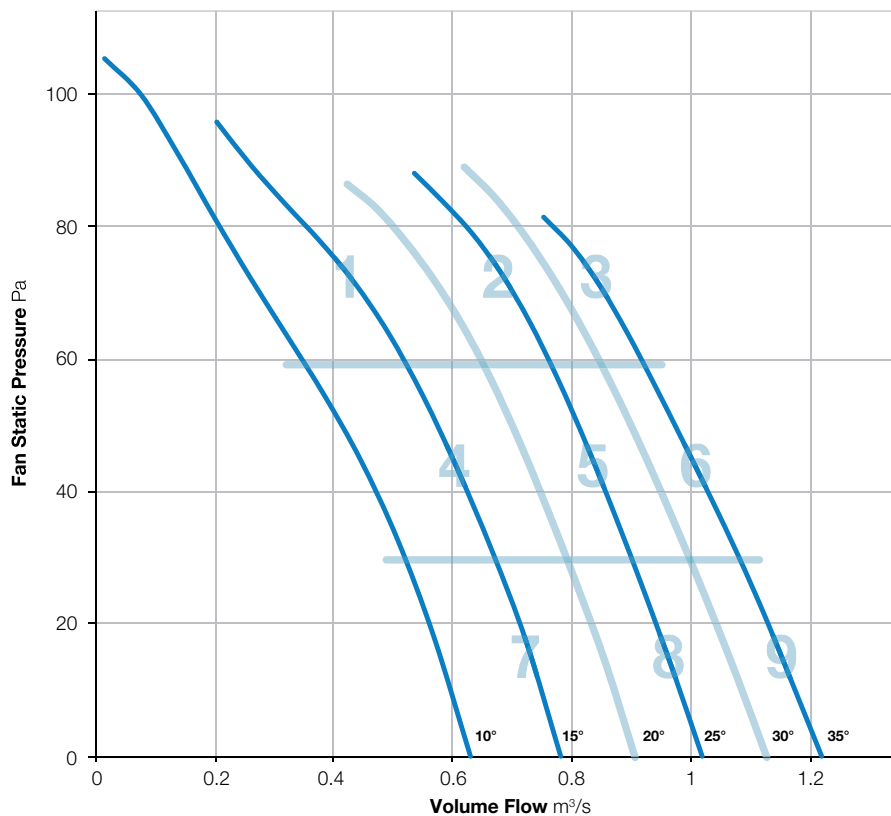
BS EN ISO 5136:2009

Type D installation

Form B



Elta Fans Limited certifies that the Axial Fans shown herein are licensed to bear the AMCA Seal. The ratings shown are based on tests and procedures performed in accordance with AMCA Publication 211 and comply with the requirements of the AMCA Certified Ratings Program. Performance certified is for Installation Type D: Ducted Inlet, Ducted Outlet. Performance ratings do not include the effects of appurtenances (accessories).



Zone		In-duct Sound Power Level (SWL) re 1pW									SPL dBA @ 3m*
		63Hz	125Hz	250Hz	500Hz	1kHz	2kHz	4kHz	8kHz	Total	
1	Inlet	80	79	72	67	64	63	60	55	83	51
	Outlet	80	78	73	66	63	62	59	56	83	50
2	Inlet	75	69	68	68	64	63	60	57	78	50
	Outlet	76	68	69	67	64	61	60	58	78	49
3	Inlet	77	72	67	68	65	65	64	60	79	51
	Outlet	78	71	68	66	65	64	64	61	80	51
4	Inlet	70	66	61	63	62	61	58	52	73	47
	Outlet	71	65	62	61	62	59	57	52	73	46
5	Inlet	75	70	70	67	65	63	59	55	78	50
	Outlet	76	68	70	66	64	61	59	56	78	49
6	Inlet	78	73	68	68	65	65	63	60	80	51
	Outlet	79	71	68	66	65	63	64	61	80	51
7	Inlet	70	67	61	63	62	62	58	52	73	47
	Outlet	71	66	62	61	62	60	58	52	74	46
8	Inlet	75	70	70	67	65	63	59	55	78	50
	Outlet	76	68	70	66	64	61	59	56	78	49
9	Inlet	78	73	68	68	65	65	63	60	80	51
	Outlet	79	71	68	66	65	63	64	61	80	51

*Sound Pressure Level (SPL) is average spherical free-field re 20μPa, for comparative use only.
Power rating (watts, kW or BHP) does not include transmission losses.
The AMCA certified ratings seal applies to air performance only.



400-131-6

1440 r/min



Nominal Diameter

400mm



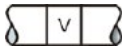
Hub Type

131



Number of Blades

6



BS ISO 5801:2017

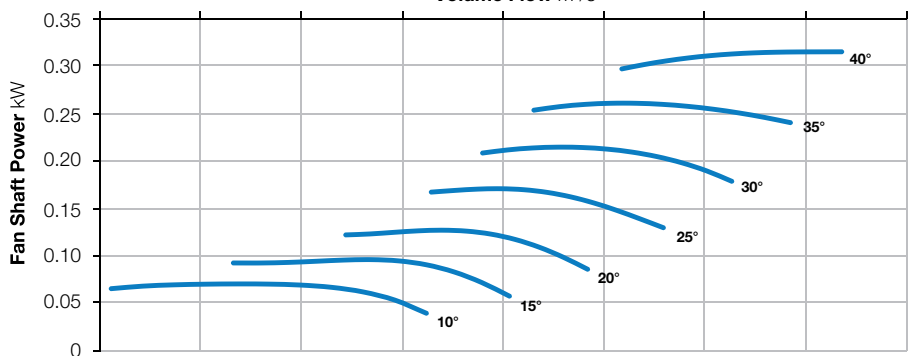
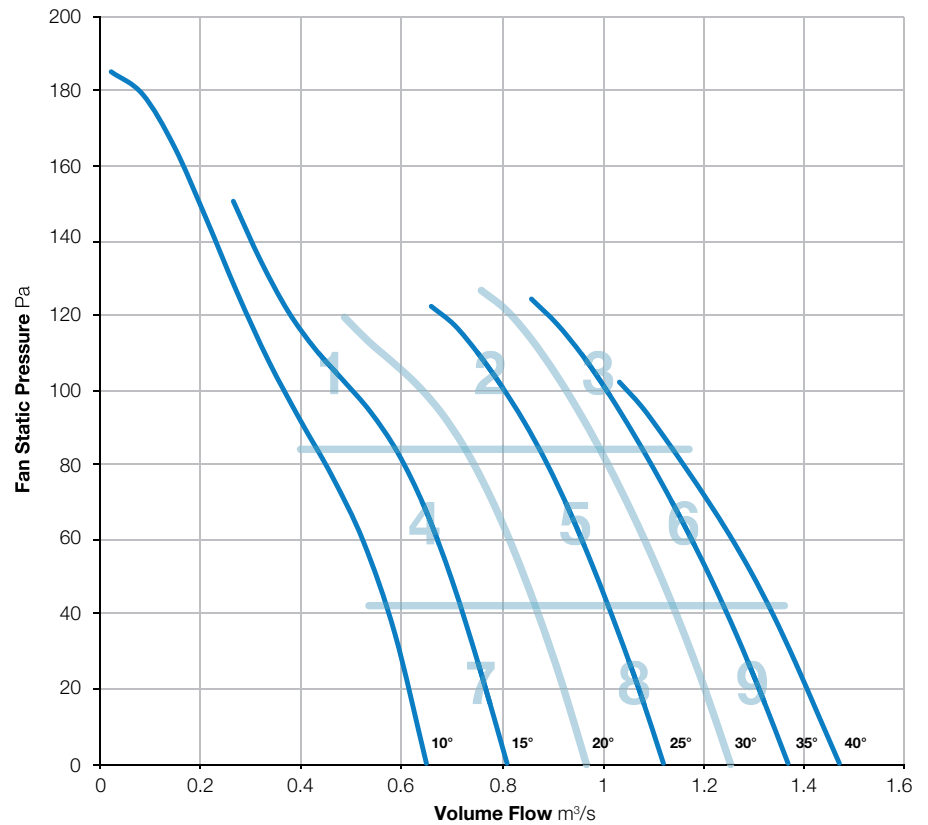
BS ISO 13347-2:2004

Type D installation

Form B



Elta Fans Limited certifies that the Axial Fans shown herein are licensed to bear the AMCA Seal. The ratings shown are based on tests and procedures performed in accordance with AMCA Publications 211 & 311 and comply with the requirements of the AMCA Certified Ratings Program. Performance certified is for Installation Type D: Ducted Inlet, Ducted Outlet. Performance ratings do not include the effects of appurtenances (accessories).



Zone		In-duct Sound Power Level (SWL) re 1pW									SPL dBA @ 3m*
		63Hz	125Hz	250Hz	500Hz	1kHz	2kHz	4kHz	8kHz	Total	
1	Inlet	72	82	77	73	68	64	59	54	84	54
	Outlet	75	81	79	73	68	63	58	54	84	55
2	Inlet	71	73	68	68	65	62	59	56	77	50
	Outlet	72	76	71	67	65	61	58	57	79	50
3	Inlet	76	76	69	68	66	62	61	60	80	51
	Outlet	77	78	72	68	65	62	62	62	82	51
4	Inlet	63	71	64	71	65	63	60	53	76	51
	Outlet	65	74	67	65	64	62	58	52	76	49
5	Inlet	71	74	69	68	65	63	60	56	78	50
	Outlet	71	77	71	67	65	61	58	56	79	50
6	Inlet	75	76	69	69	66	63	60	59	80	51
	Outlet	77	79	72	68	65	62	61	60	82	51
7	Inlet	60	74	66	68	66	63	59	52	76	50
	Outlet	68	76	69	67	64	62	58	51	78	49
8	Inlet	74	76	69	69	66	64	60	56	79	51
	Outlet	73	79	72	67	66	63	59	55	81	51
9	Inlet	75	78	69	69	66	63	61	59	81	51
	Outlet	76	80	74	69	66	63	60	59	83	52

*Sound Pressure Level (SPL) is average spherical free-field re 20μPa, for comparative use only. dBA levels are not licensed by AMCA International.

Power rating (watts, kW or BHP) does not include transmission losses.

The sound power level ratings shown are in decibels, referred to 10⁻¹² watts, calculated per AMCA Standard 301. Values shown are for inlet L_{wa} and outlet L_{wo} sound power levels for Installation Type D: ducted inlet, ducted outlet. Ratings include the effect of duct end correction.



400-181-9

1440 r/min



Nominal Diameter

400mm



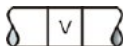
Hub Type

181



Number of Blades

9



BS ISO 5801:2017

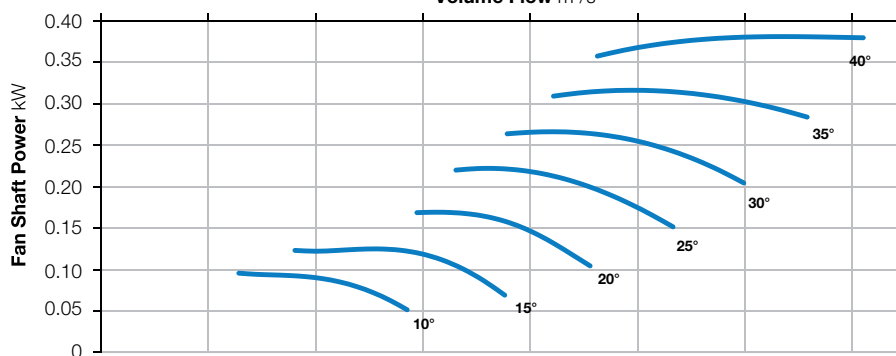
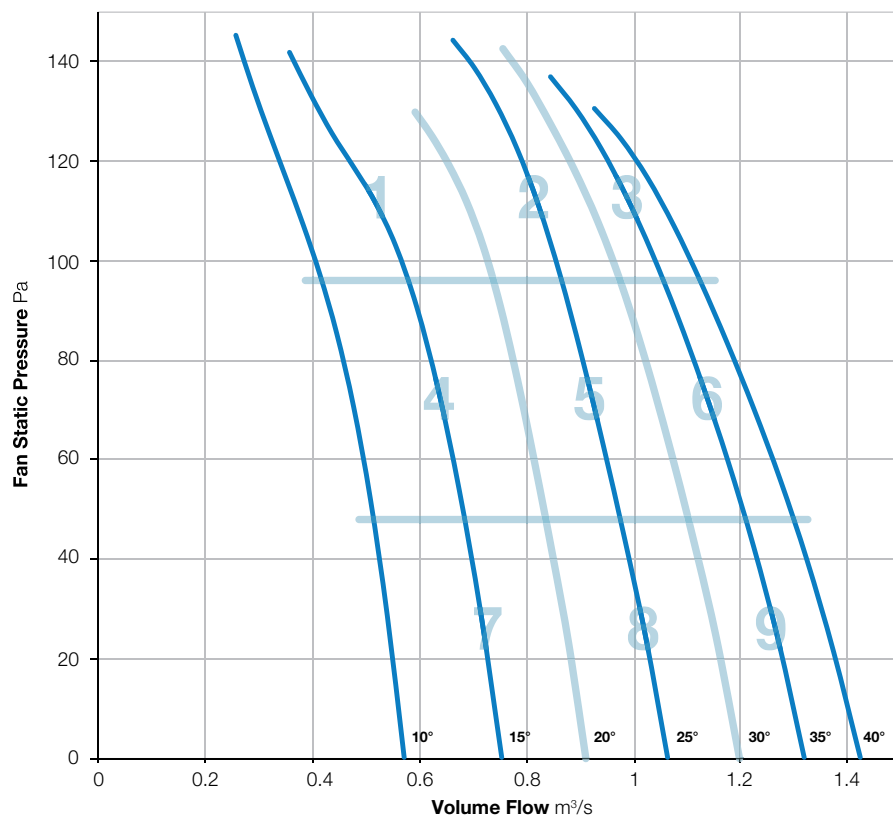
BS EN ISO 5136:2009

Type D installation

Form B



Elta Fans Limited certifies that the Axial Fans shown herein are licensed to bear the AMCA Seal. The ratings shown are based on tests and procedures performed in accordance with AMCA Publication 211 and comply with the requirements of the AMCA Certified Ratings Program. Performance certified is for Installation Type D: Ducted Inlet, Ducted Outlet. Performance ratings do not include the effects of appurtenances (accessories).



Zone		In-duct Sound Power Level (SWL) re 1pW									SPL dBA @ 3m*
		63Hz	125Hz	250Hz	500Hz	1kHz	2kHz	4kHz	8kHz	Total	
1	Inlet	69	74	77	73	70	67	61	54	81	55
	Outlet	72	73	78	73	69	66	60	54	81	55
2	Inlet	75	70	69	70	64	65	61	55	78	51
	Outlet	78	71	70	68	63	64	61	56	80	50
3	Inlet	78	74	70	72	65	66	62	58	81	53
	Outlet	82	75	71	69	65	66	63	60	83	52
4	Inlet	68	65	67	67	64	65	60	54	74	50
	Outlet	69	65	68	66	63	63	59	53	74	49
5	Inlet	73	71	71	69	65	66	61	54	78	51
	Outlet	73	70	71	67	64	64	60	54	77	50
6	Inlet	74	73	71	71	66	66	62	57	79	52
	Outlet	77	72	72	69	65	66	63	59	80	52
7	Inlet	66	67	69	66	63	64	60	54	74	49
	Outlet	67	67	70	66	62	62	59	53	74	49
8	Inlet	71	71	71	69	65	66	61	54	77	51
	Outlet	72	70	72	68	64	64	60	54	77	50
9	Inlet	74	73	71	71	66	66	62	57	79	52
	Outlet	77	72	72	69	65	66	63	59	80	52

*Sound Pressure Level (SPL) is average spherical free-field re 20μPa, for comparative use only.
Power rating (watts, kW or BHP) does not include transmission losses.
The AMCA certified ratings seal applies to air performance only.



400-131-3

2880 r/min



Nominal Diameter

400mm



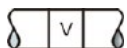
Hub Type

131



Number of Blades

3



BS ISO 5801:2017

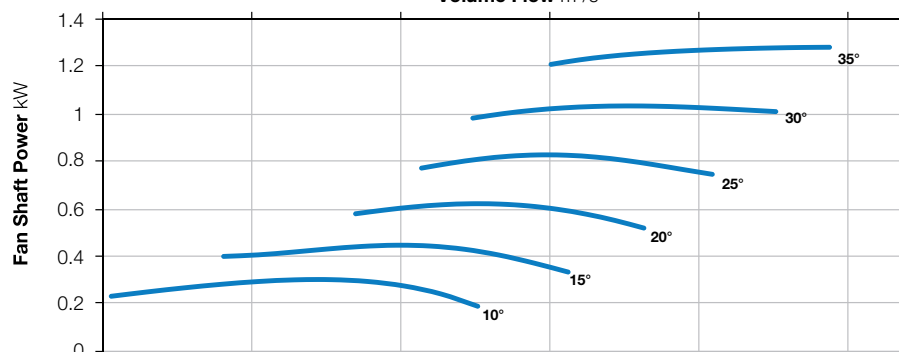
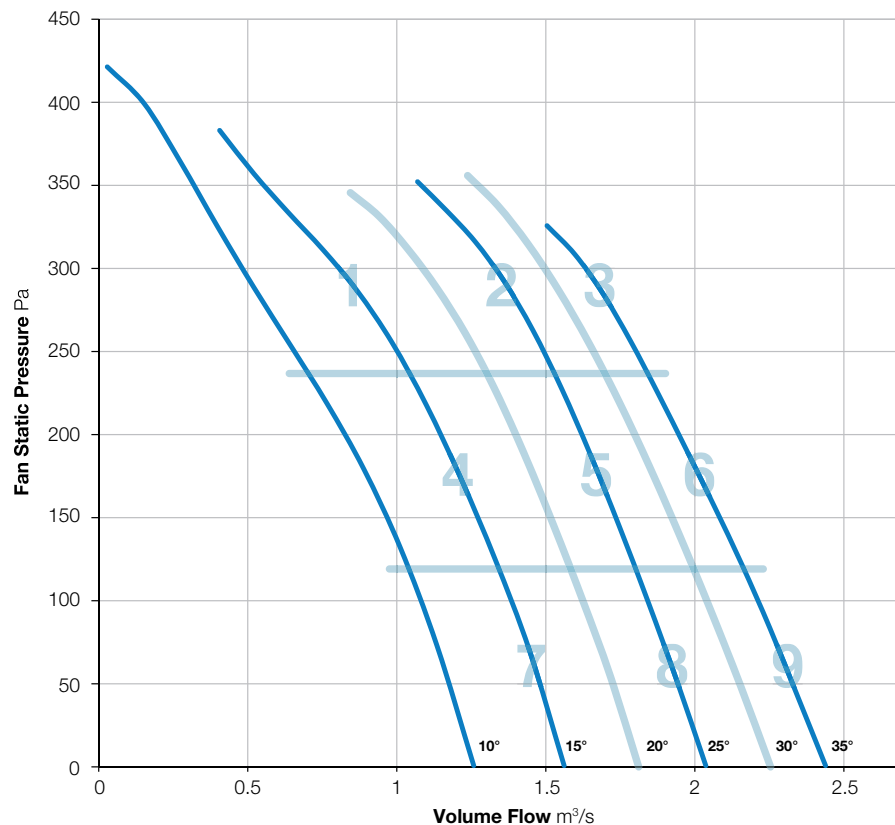
BS EN ISO 5136:2009

Type D installation

Form B



Elta Fans Limited certifies that the Axial Fans shown herein are licensed to bear the AMCA Seal. The ratings shown are based on tests and procedures performed in accordance with AMCA Publication 211 and comply with the requirements of the AMCA Certified Ratings Program. Performance certified is for Installation Type D: Ducted Inlet, Ducted Outlet. Performance ratings do not include the effects of appurtenances (accessories).



Zone		In-duct Sound Power Level (SWL) re 1pW									SPL dBA @ 3m*
		63Hz	125Hz	250Hz	500Hz	1kHz	2kHz	4kHz	8kHz	Total	
1	Inlet	81	91	91	89	84	80	77	74	96	70
	Outlet	83	89	91	87	83	79	76	75	95	69
2	Inlet	86	86	80	83	84	81	76	74	92	67
	Outlet	87	84	79	82	83	80	76	76	91	66
3	Inlet	90	89	83	83	83	83	79	79	94	68
	Outlet	91	87	82	82	81	81	79	81	94	67
4	Inlet	82	81	77	78	77	76	73	71	87	62
	Outlet	83	80	78	76	75	75	72	71	87	61
5	Inlet	82	87	81	84	83	81	76	73	92	67
	Outlet	84	85	79	83	82	80	76	74	91	66
6	Inlet	88	90	84	84	83	82	78	78	94	68
	Outlet	88	88	83	82	81	81	79	80	93	67
7	Inlet	78	83	77	77	77	76	73	71	87	62
	Outlet	79	81	78	75	75	75	72	71	86	61
8	Inlet	82	87	81	84	83	81	76	73	92	67
	Outlet	84	85	79	83	82	80	76	74	91	66
9	Inlet	88	90	84	84	83	82	78	78	94	68
	Outlet	88	88	83	82	81	81	79	80	93	67

*Sound Pressure Level (SPL) is average spherical free-field re 20μPa, for comparative use only.
Power rating (watts, kW or BHP) does not include transmission losses.
The AMCA certified ratings seal applies to air performance only.



400-131-6

2880 r/min



Nominal Diameter

400mm



Hub Type

131



Number of Blades

6

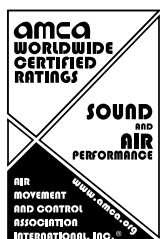


BS ISO 5801:2017

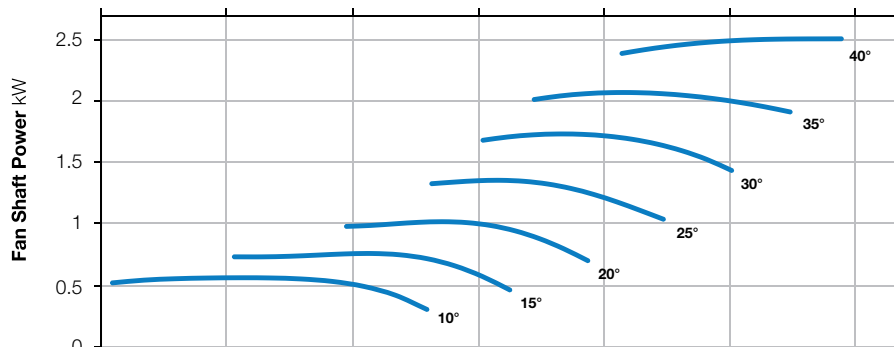
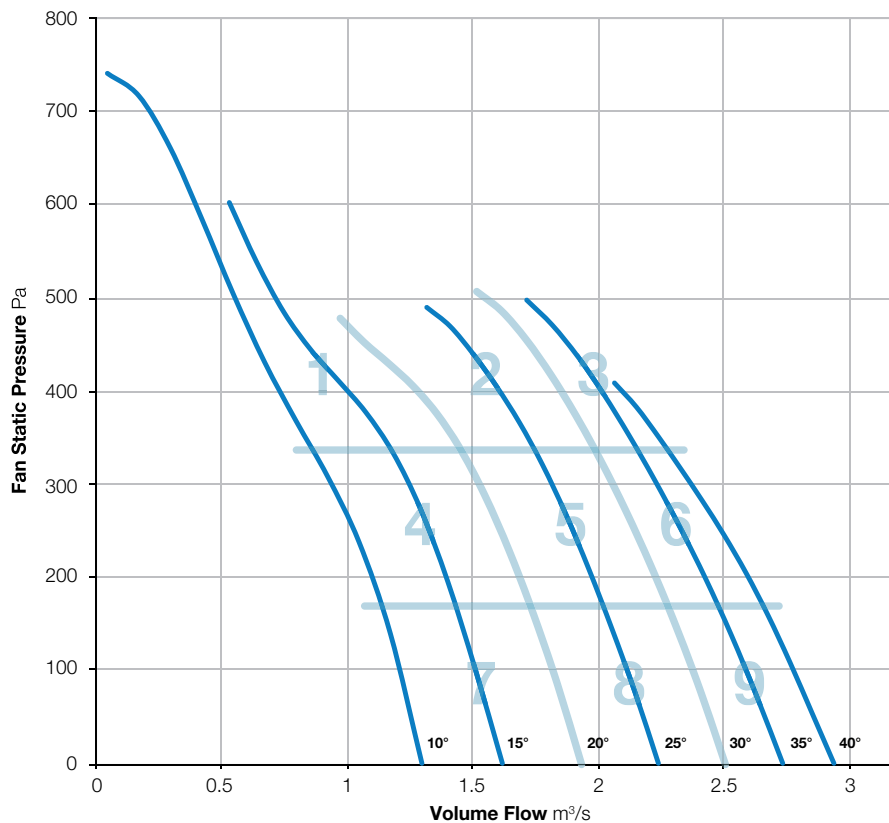
BS ISO 13347-2:2004

Type D installation

Form B



Elta Fans Limited certifies that the Axial Fans shown herein are licensed to bear the AMCA Seal. The ratings shown are based on tests and procedures performed in accordance with AMCA Publications 211 & 311 and comply with the requirements of the AMCA Certified Ratings Program. Performance certified is for Installation Type D: Ducted Inlet, Ducted Outlet. Performance ratings do not include the effects of appurtenances (accessories).



Zone		In-duct Sound Power Level (SWL) re 1pW									SPL dBA @ 3m*
		63Hz	125Hz	250Hz	500Hz	1kHz	2kHz	4kHz	8kHz	Total	
1	Inlet	84	85	92	91	88	84	79	74	96	72
	Outlet	86	85	91	91	89	84	78	74	96	72
2	Inlet	86	82	86	85	81	79	75	72	92	66
	Outlet	87	85	87	83	81	79	75	73	92	66
3	Inlet	87	87	89	87	84	83	77	75	95	69
	Outlet	89	90	89	85	84	82	78	78	95	69
4	Inlet	80	76	83	86	85	83	78	74	91	69
	Outlet	83	79	85	82	82	81	76	73	90	67
5	Inlet	85	82	86	84	81	79	74	72	91	66
	Outlet	87	85	89	84	81	78	74	72	93	66
6	Inlet	86	88	89	87	84	82	76	74	94	69
	Outlet	90	89	91	86	84	82	77	76	96	69
7	Inlet	84	75	85	83	80	78	76	74	90	65
	Outlet	84	79	88	82	79	78	74	73	91	65
8	Inlet	84	83	88	85	82	79	75	73	92	67
	Outlet	86	83	90	85	82	79	74	72	93	67
9	Inlet	86	88	90	87	85	82	77	74	95	69
	Outlet	90	87	92	87	85	83	78	76	96	70

*Sound Pressure Level (SPL) is average spherical free-field re 20μPa, for comparative use only. dBA levels are not licensed by AMCA International.

Power rating (watts, kW or BHP) does not include transmission losses.

The sound power level ratings shown are in decibels, referred to 10⁻¹² watts, calculated per AMCA Standard 301. Values shown are for inlet L_{wa} and outlet L_{wo} sound power levels for Installation Type D: ducted inlet, ducted outlet. Ratings include the effect of duct end correction.



400-181-9

2880 r/min



Nominal Diameter

400mm



Hub Type

181



Number of Blades

9



BS ISO 5801:2017

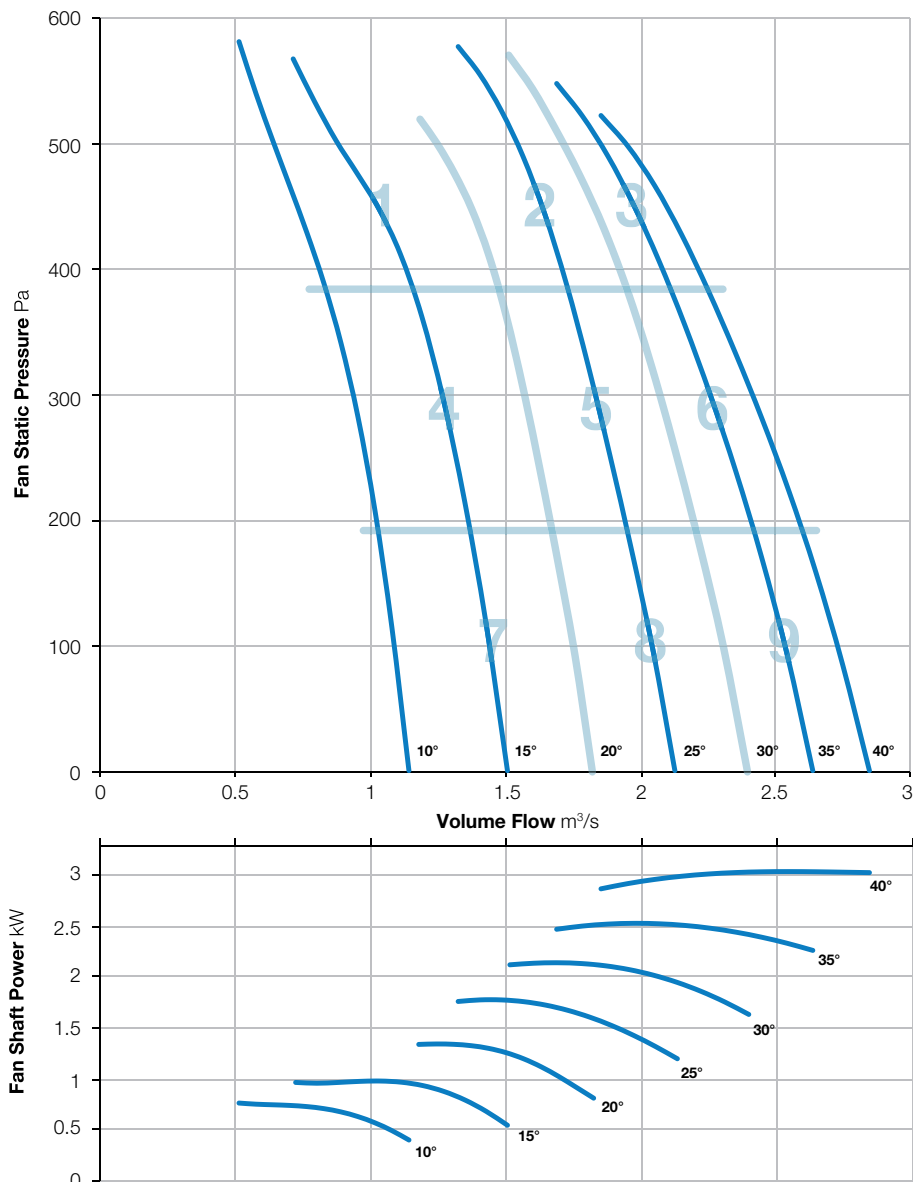
BS EN ISO 5136:2009

Type D installation

Form B



Elta Fans Limited certifies that the Axial Fans shown herein are licensed to bear the AMCA Seal. The ratings shown are based on tests and procedures performed in accordance with AMCA Publication 211 and comply with the requirements of the AMCA Certified Ratings Program. Performance certified is for Installation Type D: Ducted Inlet, Ducted Outlet. Performance ratings do not include the effects of appurtenances (accessories).



Zone		In-duct Sound Power Level (SWL) re 1pW									SPL dBA @ 3m*
		63Hz	125Hz	250Hz	500Hz	1kHz	2kHz	4kHz	8kHz	Total	
1	Inlet	82	81	86	92	88	85	80	74	95	73
	Outlet	87	82	87	89	88	85	81	75	95	72
2	Inlet	89	84	82	84	85	82	79	74	93	68
	Outlet	94	88	83	83	82	81	79	76	96	67
3	Inlet	93	87	85	86	87	84	80	76	96	70
	Outlet	97	92	87	85	87	83	81	79	99	70
4	Inlet	84	77	75	81	81	79	78	75	89	65
	Outlet	85	76	76	80	78	78	78	75	89	64
5	Inlet	89	84	83	85	84	81	79	74	93	68
	Outlet	91	82	82	83	80	80	79	75	93	66
6	Inlet	90	86	84	87	88	84	80	76	95	71
	Outlet	93	87	84	85	86	83	81	78	96	70
7	Inlet	80	77	76	84	81	79	79	75	89	66
	Outlet	81	76	77	83	80	78	78	74	88	65
8	Inlet	87	84	83	86	84	82	79	74	93	69
	Outlet	88	83	83	84	81	81	80	76	92	67
9	Inlet	90	86	84	87	88	84	80	76	95	71
	Outlet	93	87	84	85	86	83	81	78	96	70

*Sound Pressure Level (SPL) is average spherical free-field re 20μPa, for comparative use only.
Power rating (watts, kW or BHP) does not include transmission losses.
The AMCA certified ratings seal applies to air performance only.



450-131-3

960 r/min



Nominal Diameter

450mm



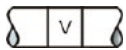
Hub Type

131



Number of Blades

3



BS ISO 5801:2017

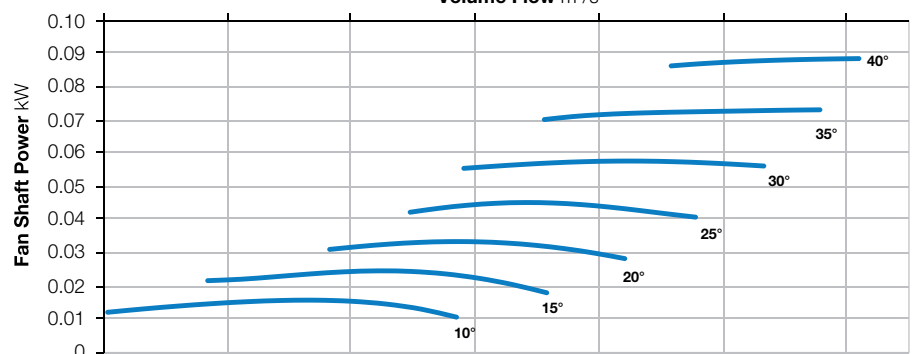
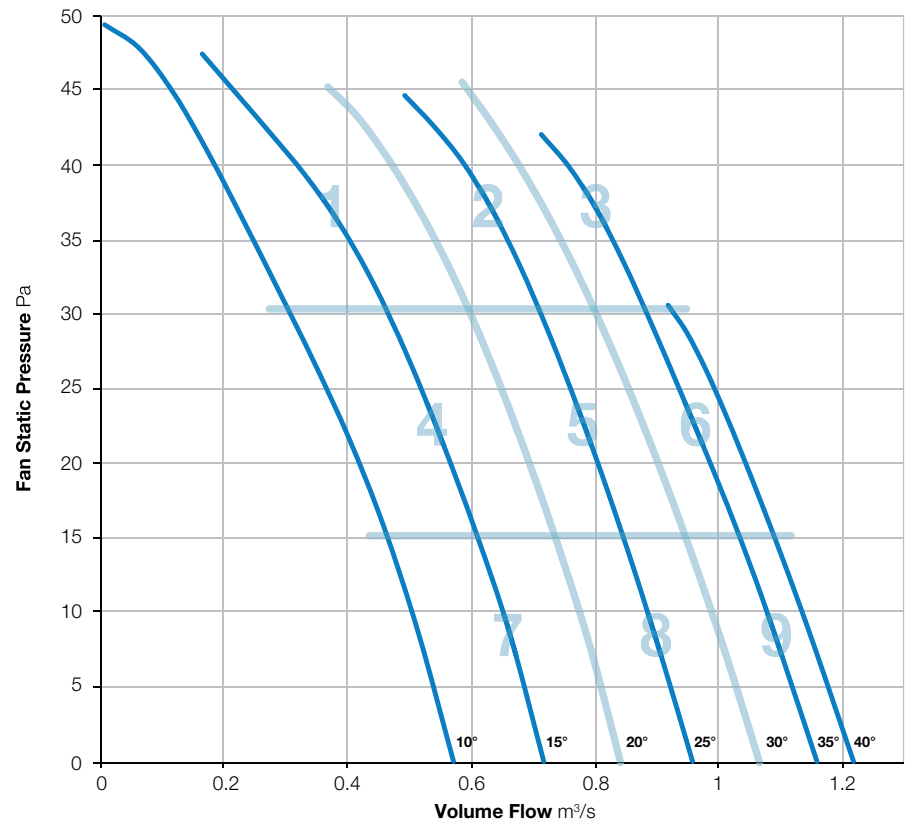
BS EN ISO 5136:2009

Type D installation

Form B



Elta Fans Limited certifies that the Axial Fans shown herein are licensed to bear the AMCA Seal. The ratings shown are based on tests and procedures performed in accordance with AMCA Publication 211 and comply with the requirements of the AMCA Certified Ratings Program. Performance certified is for Installation Type D: Ducted Inlet, Ducted Outlet. Performance ratings do not include the effects of appurtenances (accessories).



Zone		In-duct Sound Power Level (SWL) re 1pW									SPL dBA @ 3m*
		63Hz	125Hz	250Hz	500Hz	1kHz	2kHz	4kHz	8kHz	Total	
1	Inlet	69	73	71	65	59	58	54	48	77	47
	Outlet	69	73	71	64	58	57	53	48	76	46
2	Inlet	70	66	60	61	57	58	56	52	73	44
	Outlet	70	66	60	60	57	57	55	53	72	43
3	Inlet	78	74	68	65	62	61	57	52	80	48
	Outlet	77	73	68	64	61	60	57	52	79	47
4	Inlet	69	64	59	62	58	58	54	46	72	44
	Outlet	68	64	59	62	57	57	52	46	71	43
5	Inlet	72	67	60	61	57	58	56	51	74	44
	Outlet	73	66	60	62	57	57	55	52	74	44
6	Inlet	78	74	68	65	62	61	57	52	80	48
	Outlet	77	73	68	64	61	60	57	52	79	47
7	Inlet	69	65	59	63	58	58	54	46	72	44
	Outlet	69	65	60	64	58	57	52	46	72	44
8	Inlet	73	67	60	61	57	58	56	52	75	44
	Outlet	74	66	60	62	57	57	55	52	75	44
9	Inlet	78	74	68	65	62	61	58	52	80	48
	Outlet	78	73	68	64	62	60	57	52	80	47

*Sound Pressure Level (SPL) is average spherical free-field re 20μPa, for comparative use only.
Power rating (watts, kW or BHP) does not include transmission losses.
The AMCA certified ratings seal applies to air performance only.



450-131-6

960 r/min



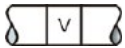
Nominal Diameter
450mm



Hub Type
131



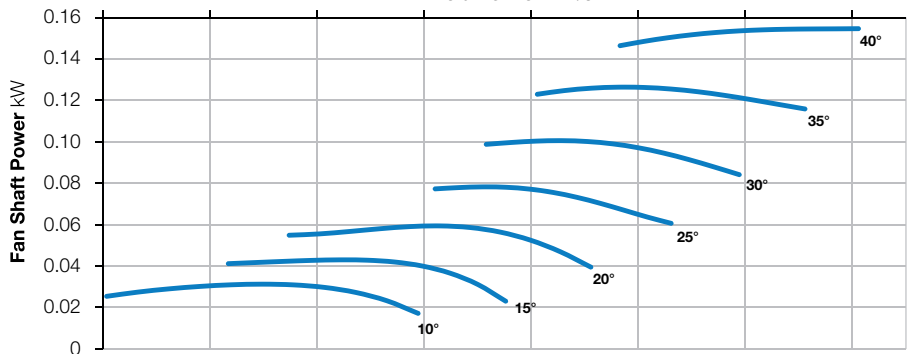
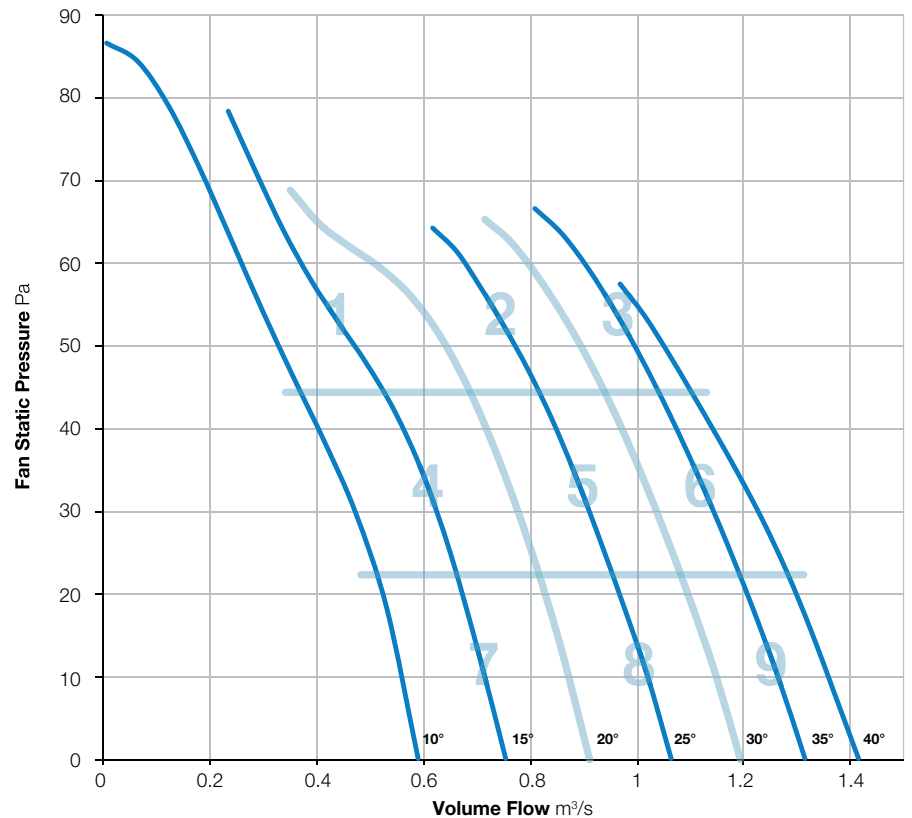
Number of Blades
6



BS ISO 5801:2017
BS EN ISO 5136:2009
Type D installation
Form B



Elta Fans Limited certifies that the Axial Fans shown herein are licensed to bear the AMCA Seal. The ratings shown are based on tests and procedures performed in accordance with AMCA Publication 211 and comply with the requirements of the AMCA Certified Ratings Program. Performance certified is for Installation Type D: Ducted Inlet, Ducted Outlet. Performance ratings do not include the effects of appurtenances (accessories).



Zone		In-duct Sound Power Level (SWL) re 1pW									SPL dBA @ 3m*
		63Hz	125Hz	250Hz	500Hz	1kHz	2kHz	4kHz	8kHz	Total	
1	Inlet	80	74	68	66	61	61	54	46	81	48
	Outlet	81	75	68	65	60	60	54	47	82	47
2	Inlet	68	71	64	63	61	62	57	50	74	47
	Outlet	69	70	64	62	61	61	57	50	74	46
3	Inlet	71	73	67	66	63	64	61	55	77	50
	Outlet	72	71	67	64	63	64	61	55	76	49
4	Inlet	74	69	63	66	62	61	55	47	76	47
	Outlet	73	69	64	65	62	61	54	46	76	47
5	Inlet	68	72	64	63	61	62	57	49	75	47
	Outlet	68	71	64	62	61	61	56	49	74	46
6	Inlet	71	73	67	66	63	64	61	55	77	50
	Outlet	72	71	67	64	63	64	61	55	76	49
7	Inlet	66	70	62	66	60	61	54	46	73	47
	Outlet	65	69	62	66	60	60	53	45	73	46
8	Inlet	68	72	64	63	61	62	57	49	75	47
	Outlet	68	71	64	62	61	61	56	49	74	46
9	Inlet	71	73	67	66	63	64	61	55	77	50
	Outlet	72	71	67	64	63	64	61	55	76	49

*Sound Pressure Level (SPL) is average spherical free-field re 20µPa, for comparative use only.
Power rating (watts, kW or BHP) does not include transmission losses.
The AMCA certified ratings seal applies to air performance only.



450-181-3

960 r/min



Nominal Diameter

450mm



Hub Type

181



Number of Blades

3



BS ISO 5801:2017

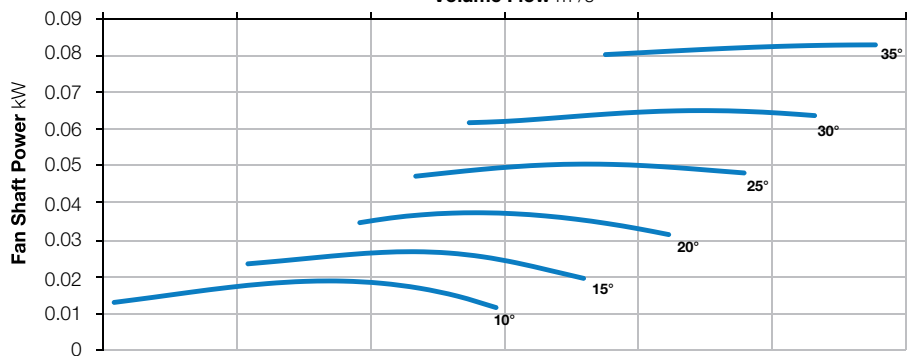
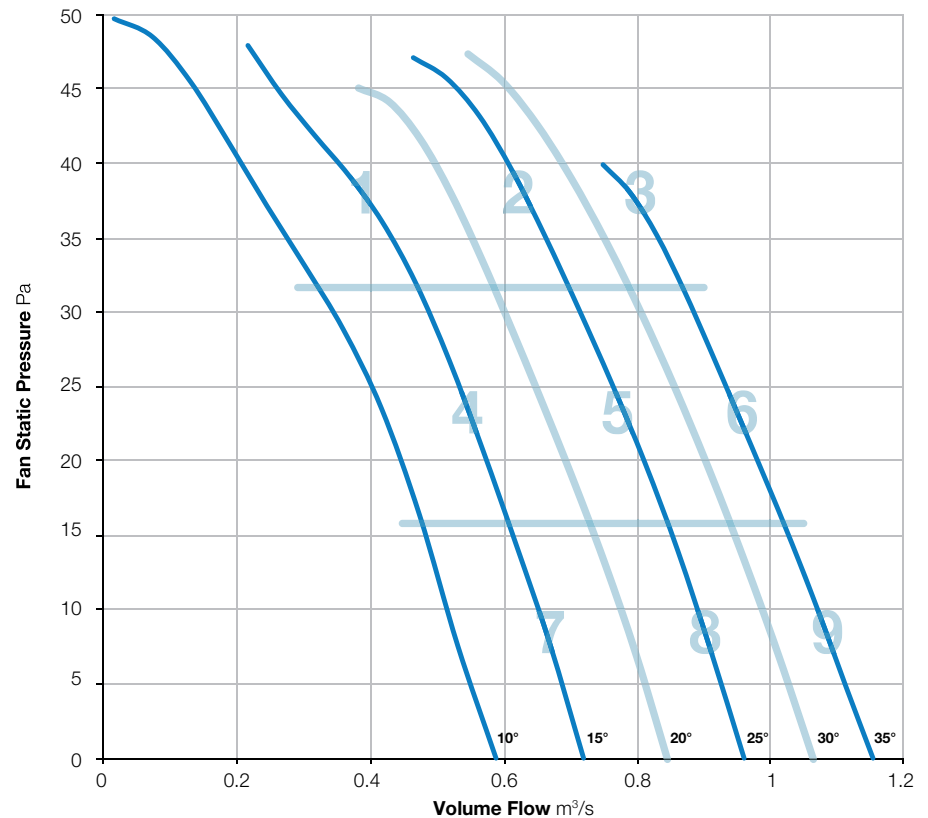
BS EN ISO 5136:2009

Type D installation

Form B



Elta Fans Limited certifies that the Axial Fans shown herein are licensed to bear the AMCA Seal. The ratings shown are based on tests and procedures performed in accordance with AMCA Publication 211 and comply with the requirements of the AMCA Certified Ratings Program. Performance certified is for Installation Type D: Ducted Inlet, Ducted Outlet. Performance ratings do not include the effects of appurtenances (accessories).



Zone		In-duct Sound Power Level (SWL) re 1pW									SPL dBA @ 3m*
		63Hz	125Hz	250Hz	500Hz	1kHz	2kHz	4kHz	8kHz	Total	
1	Inlet	70	69	69	66	60	60	55	49	75	47
	Outlet	70	69	70	64	58	59	55	48	75	46
2	Inlet	73	69	61	59	57	57	55	51	75	43
	Outlet	74	68	62	58	56	55	54	52	75	42
3	Inlet	76	70	64	62	60	61	57	51	78	46
	Outlet	76	70	65	62	59	60	56	51	78	46
4	Inlet	72	65	58	58	58	59	54	47	73	43
	Outlet	73	64	59	57	56	58	54	46	74	42
5	Inlet	74	69	60	59	57	57	55	51	76	43
	Outlet	74	68	61	57	55	55	54	51	75	42
6	Inlet	76	70	64	62	60	61	57	51	78	46
	Outlet	76	70	65	62	59	60	56	51	78	46
7	Inlet	72	64	58	58	58	57	53	47	73	43
	Outlet	73	64	58	57	56	56	51	46	74	41
8	Inlet	74	69	60	59	57	57	55	51	76	43
	Outlet	74	68	61	57	55	55	54	51	75	42
9	Inlet	76	70	64	62	60	61	57	51	78	46
	Outlet	76	70	65	62	59	60	56	51	78	46

*Sound Pressure Level (SPL) is average spherical free-field re 20µPa, for comparative use only.
Power rating (watts, kW or BHP) does not include transmission losses.
The AMCA certified ratings seal applies to air performance only.



450-181-6

960 r/min



Nominal Diameter

450mm



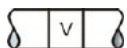
Hub Type

181



Number of Blades

6



BS ISO 5801:2017

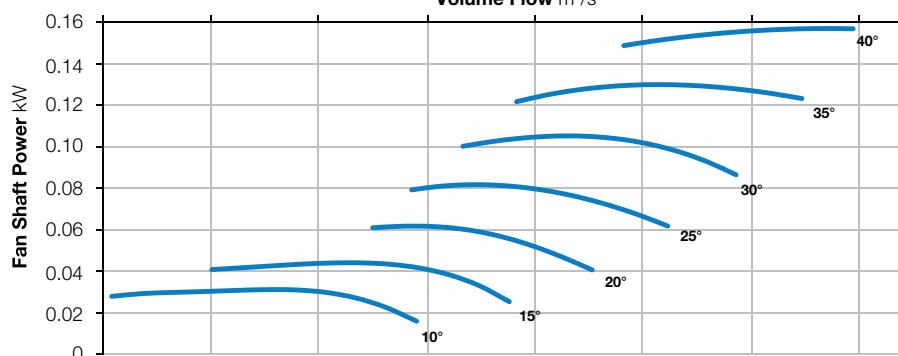
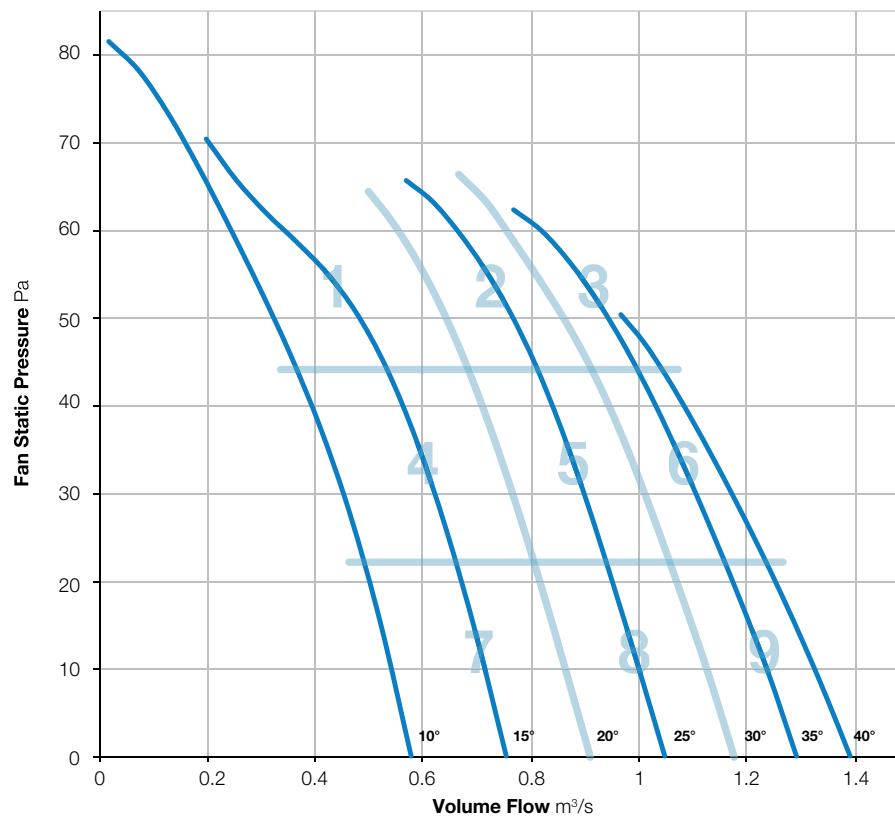
BS EN ISO 5136:2009

Type D installation

Form B



Elta Fans Limited certifies that the Axial Fans shown herein are licensed to bear the AMCA Seal. The ratings shown are based on tests and procedures performed in accordance with AMCA Publication 211 and comply with the requirements of the AMCA Certified Ratings Program. Performance certified is for Installation Type D: Ducted Inlet, Ducted Outlet. Performance ratings do not include the effects of appurtenances (accessories).



Zone		In-duct Sound Power Level (SWL) re 1pW									SPL dBA @ 3m*
		63Hz	125Hz	250Hz	500Hz	1kHz	2kHz	4kHz	8kHz	Total	
1	Inlet	71	66	67	64	64	63	57	48	75	48
	Outlet	71	66	68	63	63	62	56	48	75	48
2	Inlet	75	69	62	62	61	62	57	50	77	47
	Outlet	75	69	63	61	60	60	57	51	77	46
3	Inlet	76	71	65	65	62	64	61	55	78	49
	Outlet	77	70	66	64	61	63	61	55	79	48
4	Inlet	70	66	60	60	61	61	56	47	73	46
	Outlet	70	65	61	59	60	60	54	46	72	45
5	Inlet	74	69	62	62	61	62	57	50	76	47
	Outlet	75	69	63	61	60	60	56	50	77	45
6	Inlet	76	71	65	65	62	64	61	55	78	49
	Outlet	77	70	66	64	61	63	61	55	79	48
7	Inlet	70	66	60	60	61	61	56	47	73	46
	Outlet	70	65	61	59	60	60	54	46	72	45
8	Inlet	74	69	62	62	61	62	57	50	76	47
	Outlet	75	69	63	61	60	60	56	50	77	45
9	Inlet	76	71	65	65	62	64	61	55	78	49
	Outlet	77	70	66	64	61	63	61	55	79	48

*Sound Pressure Level (SPL) is average spherical free-field re 20μPa, for comparative use only.
Power rating (watts, kW or BHP) does not include transmission losses.
The AMCA certified ratings seal applies to air performance only.



450-181-9

960 r/min



Nominal Diameter

450mm



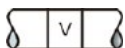
Hub Type

181



Number of Blades

9

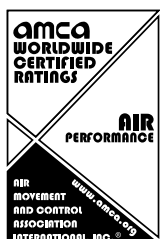


BS ISO 5801:2017

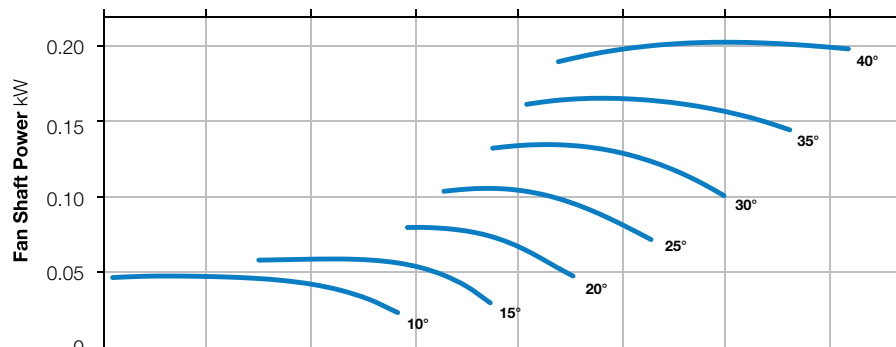
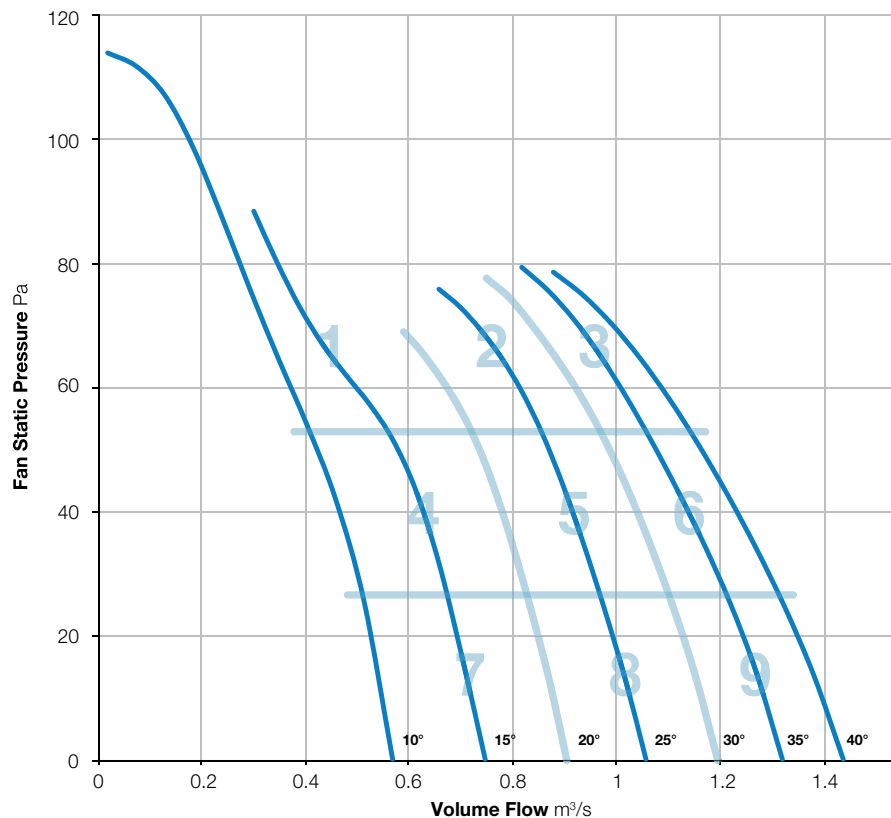
BS EN ISO 5136:2009

Type D installation

Form B



Elta Fans Limited certifies that the Axial Fans shown herein are licensed to bear the AMCA Seal. The ratings shown are based on tests and procedures performed in accordance with AMCA Publication 211 and comply with the requirements of the AMCA Certified Ratings Program. Performance certified is for Installation Type D: Ducted Inlet, Ducted Outlet. Performance ratings do not include the effects of appurtenances (accessories).



Zone		In-duct Sound Power Level (SWL) re 1pW									SPL dBA @ 3m*
		63Hz	125Hz	250Hz	500Hz	1kHz	2kHz	4kHz	8kHz	Total	
1	Inlet	72	78	71	67	62	61	57	48	80	49
	Outlet	72	78	72	65	61	61	56	47	80	49
2	Inlet	70	69	62	63	62	61	57	50	74	47
	Outlet	71	69	63	62	61	60	56	50	74	46
3	Inlet	72	70	63	63	61	62	59	55	75	47
	Outlet	76	71	64	62	60	62	59	55	78	47
4	Inlet	64	66	61	62	62	61	57	48	71	46
	Outlet	65	67	62	61	60	61	55	47	71	45
5	Inlet	69	70	63	63	62	61	57	49	74	47
	Outlet	69	69	63	62	61	60	55	49	73	46
6	Inlet	72	70	63	63	61	62	59	55	75	47
	Outlet	76	71	64	62	60	62	59	55	78	47
7	Inlet	63	67	61	62	61	61	56	48	71	46
	Outlet	63	68	62	61	60	60	55	47	71	45
8	Inlet	69	70	63	63	62	61	57	49	74	47
	Outlet	69	69	63	62	61	60	55	49	73	46
9	Inlet	72	70	63	63	61	62	59	55	75	47
	Outlet	76	71	64	62	60	62	59	55	78	47

*Sound Pressure Level (SPL) is average spherical free-field re 20μPa, for comparative use only.
Power rating (watts, kW or BHP) does not include transmission losses.
The AMCA certified ratings seal applies to air performance only.



450-131-3

1440 r/min



Nominal Diameter

450mm



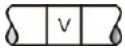
Hub Type

131



Number of Blades

3



BS ISO 5801:2017

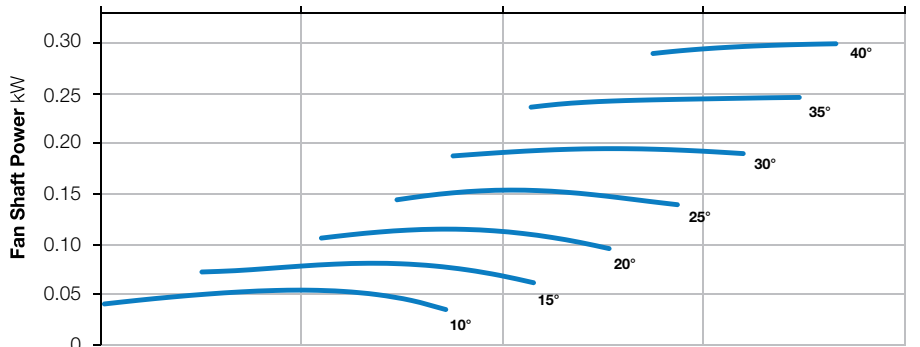
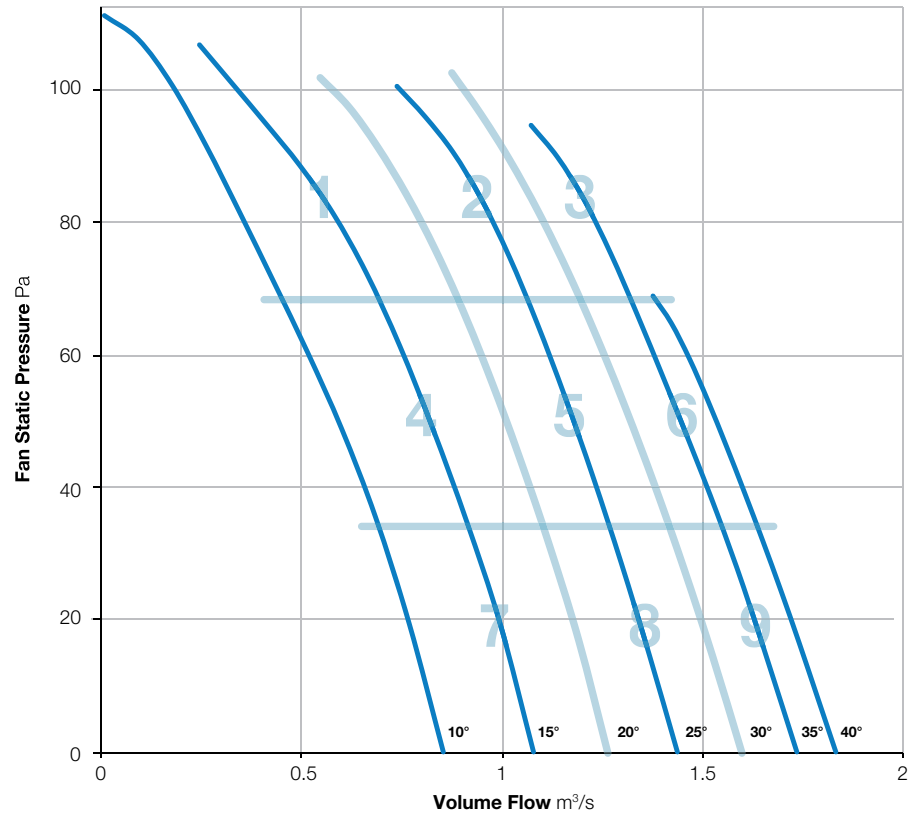
BS EN ISO 5136:2009

Type D installation

Form B



Elta Fans Limited certifies that the Axial Fans shown herein are licensed to bear the AMCA Seal. The ratings shown are based on tests and procedures performed in accordance with AMCA Publication 211 and comply with the requirements of the AMCA Certified Ratings Program. Performance certified is for Installation Type D: Ducted Inlet, Ducted Outlet. Performance ratings do not include the effects of appurtenances (accessories).



Zone		In-duct Sound Power Level (SWL) re 1pW									SPL dBA @ 3m*
		63Hz	125Hz	250Hz	500Hz	1kHz	2kHz	4kHz	8kHz	Total	
1	Inlet	77	81	79	76	71	68	65	60	85	57
	Outlet	77	81	79	73	71	67	64	60	85	56
2	Inlet	81	75	69	69	67	67	66	62	83	53
	Outlet	81	74	69	67	67	65	65	63	82	52
3	Inlet	84	79	74	74	72	70	68	64	86	57
	Outlet	84	78	73	72	71	69	68	65	86	56
4	Inlet	78	71	68	68	67	66	63	58	80	52
	Outlet	78	71	67	67	68	65	62	58	80	52
5	Inlet	83	76	70	70	68	67	65	61	84	54
	Outlet	83	74	69	68	68	66	64	62	84	53
6	Inlet	84	79	74	74	72	70	68	64	86	57
	Outlet	84	78	73	72	71	69	68	65	86	56
7	Inlet	78	72	67	67	67	66	64	58	80	52
	Outlet	78	71	67	66	68	65	62	58	80	51
8	Inlet	83	76	70	70	68	67	65	61	84	54
	Outlet	83	74	69	68	68	66	64	62	84	53
9	Inlet	84	79	74	74	72	70	68	64	86	57
	Outlet	84	78	73	72	71	69	68	65	86	56

*Sound Pressure Level (SPL) is average spherical free-field re 20μPa, for comparative use only.
Power rating (watts, kW or BHP) does not include transmission losses.
The AMCA certified ratings seal applies to air performance only.



450-131-6

1440 r/min



Nominal Diameter

450mm



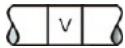
Hub Type

131



Number of Blades

6



BS ISO 5801:2017

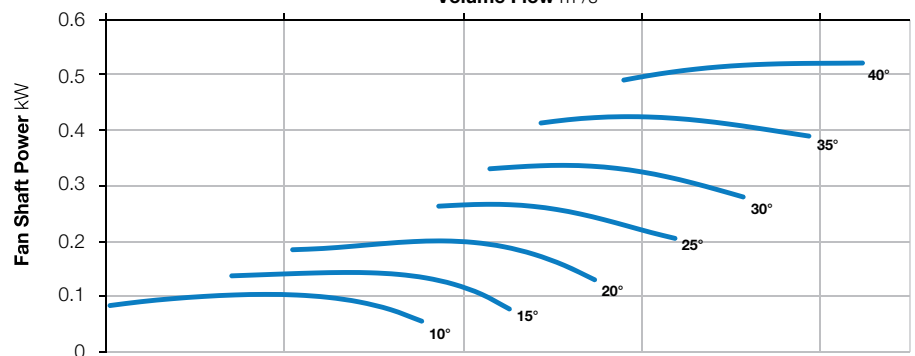
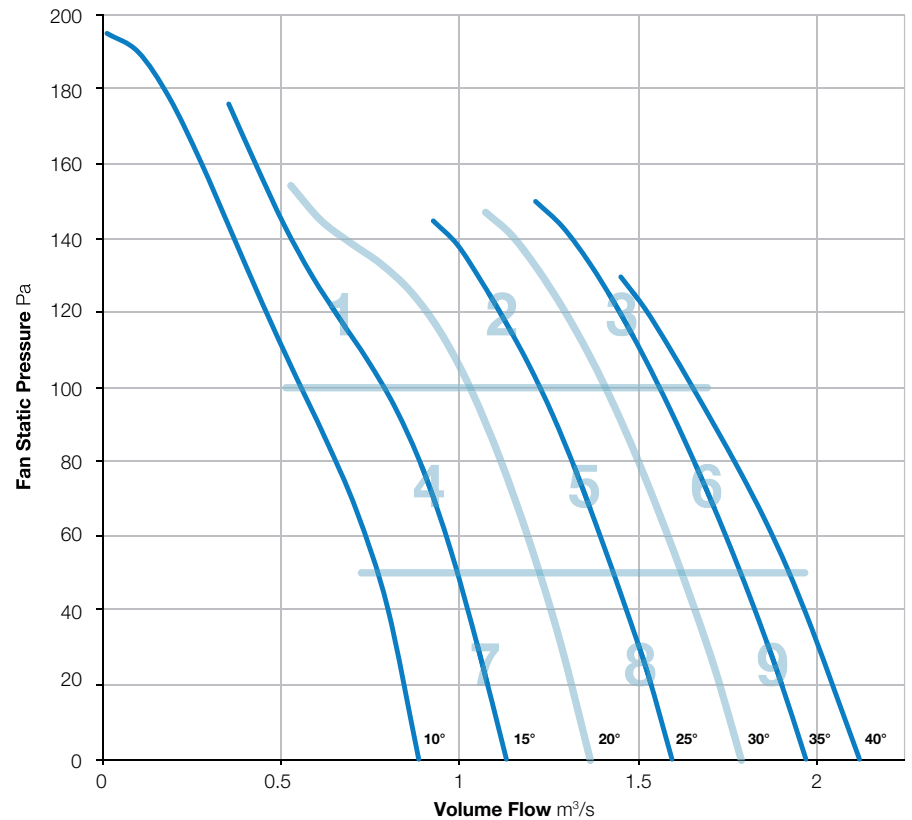
BS EN ISO 5136:2009

Type D installation

Form B



Elta Fans Limited certifies that the Axial Fans shown herein are licensed to bear the AMCA Seal. The ratings shown are based on tests and procedures performed in accordance with AMCA Publication 211 and comply with the requirements of the AMCA Certified Ratings Program. Performance certified is for Installation Type D: Ducted Inlet, Ducted Outlet. Performance ratings do not include the effects of appurtenances (accessories).



Zone		In-duct Sound Power Level (SWL) re 1pW									SPL dBA @ 3m*
		63Hz	125Hz	250Hz	500Hz	1kHz	2kHz	4kHz	8kHz	Total	
1	Inlet	77	89	80	76	72	70	66	59	90	59
	Outlet	78	88	80	74	71	70	66	59	89	58
2	Inlet	80	79	73	73	71	71	68	62	84	57
	Outlet	80	78	72	72	70	70	67	63	83	56
3	Inlet	85	81	77	76	74	73	71	66	88	59
	Outlet	85	80	76	75	73	73	71	67	87	59
4	Inlet	73	75	72	77	74	73	67	59	82	59
	Outlet	74	75	73	74	73	72	66	59	82	57
5	Inlet	76	80	72	73	71	71	68	61	83	57
	Outlet	76	79	71	71	70	69	67	62	82	55
6	Inlet	85	81	77	76	74	73	71	66	88	59
	Outlet	85	80	76	75	73	73	71	67	87	59
7	Inlet	70	77	69	71	70	70	66	58	80	55
	Outlet	70	77	70	69	69	69	65	58	80	54
8	Inlet	76	80	72	73	71	71	68	61	83	57
	Outlet	76	79	71	71	70	69	67	62	82	55
9	Inlet	85	81	77	76	74	73	71	66	88	59
	Outlet	85	80	76	75	73	73	71	67	87	59

*Sound Pressure Level (SPL) is average spherical free-field re 20μPa, for comparative use only.
Power rating (watts, kW or BHP) does not include transmission losses.
The AMCA certified ratings seal applies to air performance only.



450-181-3

1440 r/min



Nominal Diameter

450mm



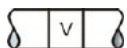
Hub Type

181



Number of Blades

3

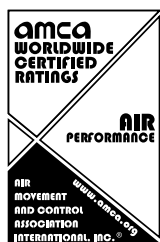


BS ISO 5801:2017

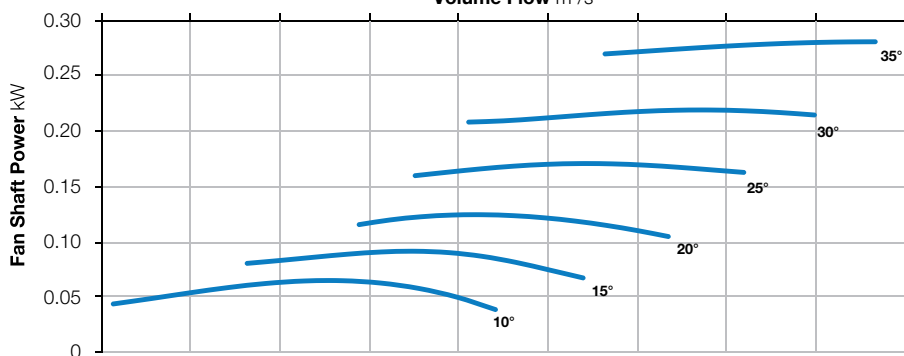
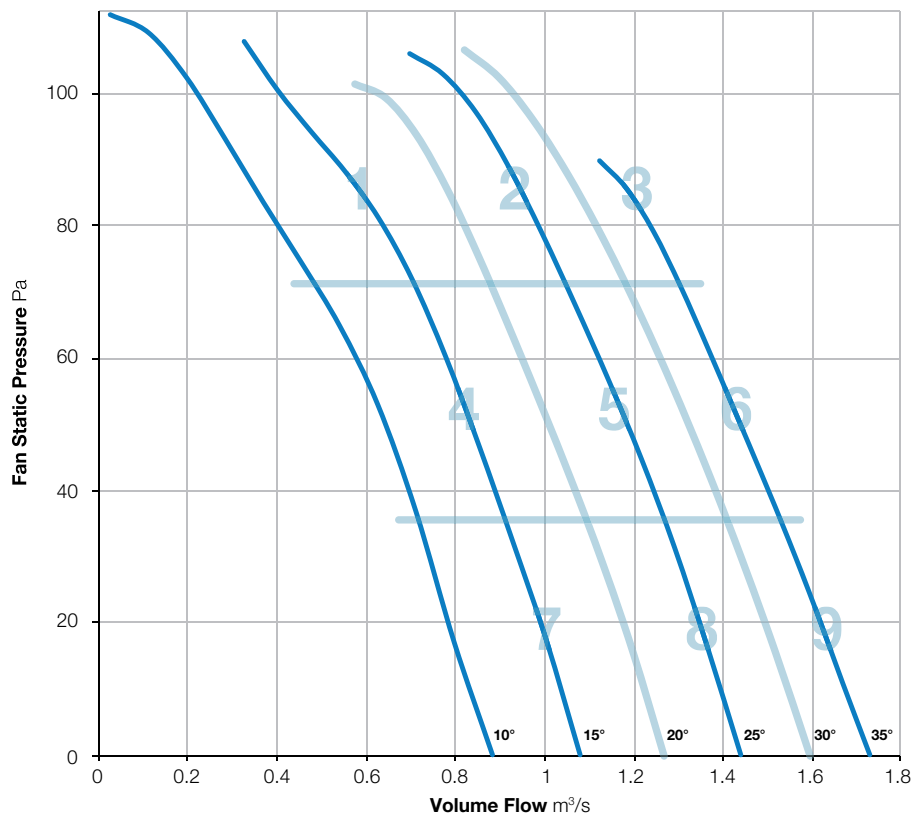
BS EN ISO 5136:2009

Type D installation

Form B



Elta Fans Limited certifies that the Axial Fans shown herein are licensed to bear the AMCA Seal. The ratings shown are based on tests and procedures performed in accordance with AMCA Publication 211 and comply with the requirements of the AMCA Certified Ratings Program. Performance certified is for Installation Type D: Ducted Inlet, Ducted Outlet. Performance ratings do not include the effects of appurtenances (accessories).



Zone		In-duct Sound Power Level (SWL) re 1pW									SPL dBA @ 3m*
		63Hz	125Hz	250Hz	500Hz	1kHz	2kHz	4kHz	8kHz	Total	
1	Inlet	79	74	75	77	72	67	63	58	83	57
	Outlet	79	74	75	75	70	66	61	58	83	55
2	Inlet	85	77	72	70	67	66	65	60	86	53
	Outlet	86	76	72	69	66	65	64	61	87	53
3	Inlet	84	78	73	72	69	68	66	63	86	55
	Outlet	84	78	73	71	68	67	65	63	86	54
4	Inlet	82	72	67	67	66	66	63	57	83	51
	Outlet	82	71	67	65	64	64	61	57	83	50
5	Inlet	84	77	71	69	67	66	64	60	85	53
	Outlet	85	76	71	68	65	64	63	60	86	52
6	Inlet	84	78	73	72	69	68	66	63	86	55
	Outlet	84	78	73	71	68	67	65	63	86	54
7	Inlet	83	72	67	67	66	66	63	57	84	51
	Outlet	83	71	67	65	64	64	61	57	84	50
8	Inlet	84	77	71	69	67	66	64	60	85	53
	Outlet	85	76	71	68	65	64	63	60	86	52
9	Inlet	84	78	73	72	69	68	66	63	86	55
	Outlet	84	78	73	71	68	67	65	63	86	54

*Sound Pressure Level (SPL) is average spherical free-field re 20μPa, for comparative use only.
Power rating (watts, kW or BHP) does not include transmission losses.
The AMCA certified ratings seal applies to air performance only.



450-181-6

1440 r/min



Nominal Diameter

450mm



Hub Type

181



Number of Blades

6

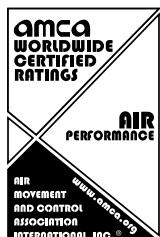


BS ISO 5801:2017

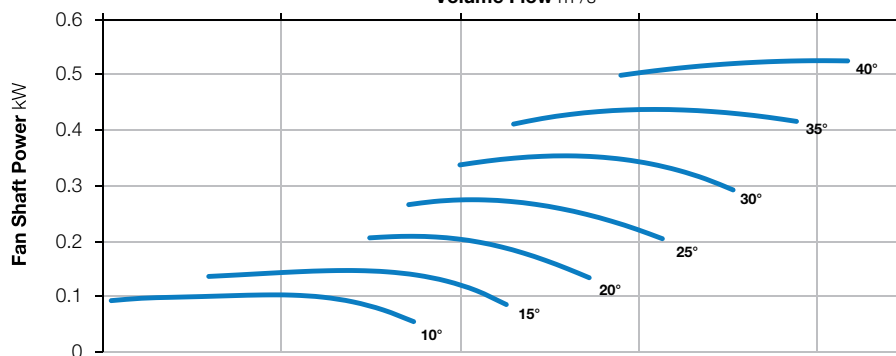
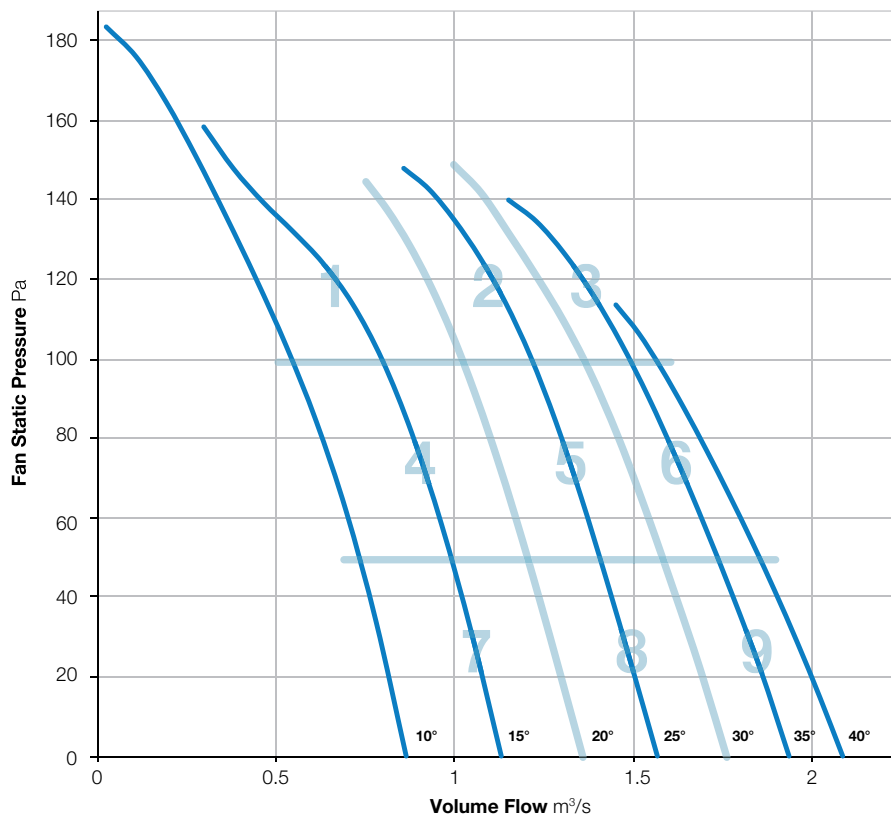
BS EN ISO 5136:2009

Type D installation

Form B



Elta Fans Limited certifies that the Axial Fans shown herein are licensed to bear the AMCA Seal. The ratings shown are based on tests and procedures performed in accordance with AMCA Publication 211 and comply with the requirements of the AMCA Certified Ratings Program. Performance certified is for Installation Type D: Ducted Inlet, Ducted Outlet. Performance ratings do not include the effects of appurtenances (accessories).



Zone		In-duct Sound Power Level (SWL) re 1pW									SPL dBA @ 3m*
		63Hz	125Hz	250Hz	500Hz	1kHz	2kHz	4kHz	8kHz	Total	
1	Inlet	80	73	74	74	74	73	68	61	83	58
	Outlet	81	73	75	73	73	72	66	60	84	57
2	Inlet	83	76	74	72	70	70	68	62	85	56
	Outlet	84	76	73	71	69	69	67	63	85	55
3	Inlet	85	79	75	75	73	72	70	66	87	58
	Outlet	85	79	75	74	72	71	69	66	87	58
4	Inlet	80	73	70	70	69	70	67	60	82	55
	Outlet	80	72	71	69	68	69	65	59	82	54
5	Inlet	85	77	74	72	70	70	68	62	86	56
	Outlet	85	76	74	71	69	69	66	62	86	55
6	Inlet	85	79	75	75	73	72	70	66	87	58
	Outlet	85	79	75	74	72	71	69	66	87	58
7	Inlet	80	73	70	70	69	70	67	60	82	55
	Outlet	80	72	71	69	68	69	65	59	82	54
8	Inlet	85	77	74	72	70	70	68	62	86	56
	Outlet	85	76	74	71	69	69	66	62	86	55
9	Inlet	85	79	75	75	73	72	70	66	87	58
	Outlet	85	79	75	74	72	71	69	66	87	58

*Sound Pressure Level (SPL) is average spherical free-field re 20μPa, for comparative use only.
Power rating (watts, kW or BHP) does not include transmission losses.
The AMCA certified ratings seal applies to air performance only.



450-181-9

1440 r/min



Nominal Diameter

450mm



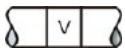
Hub Type

181



Number of Blades

9



BS ISO 5801:2017

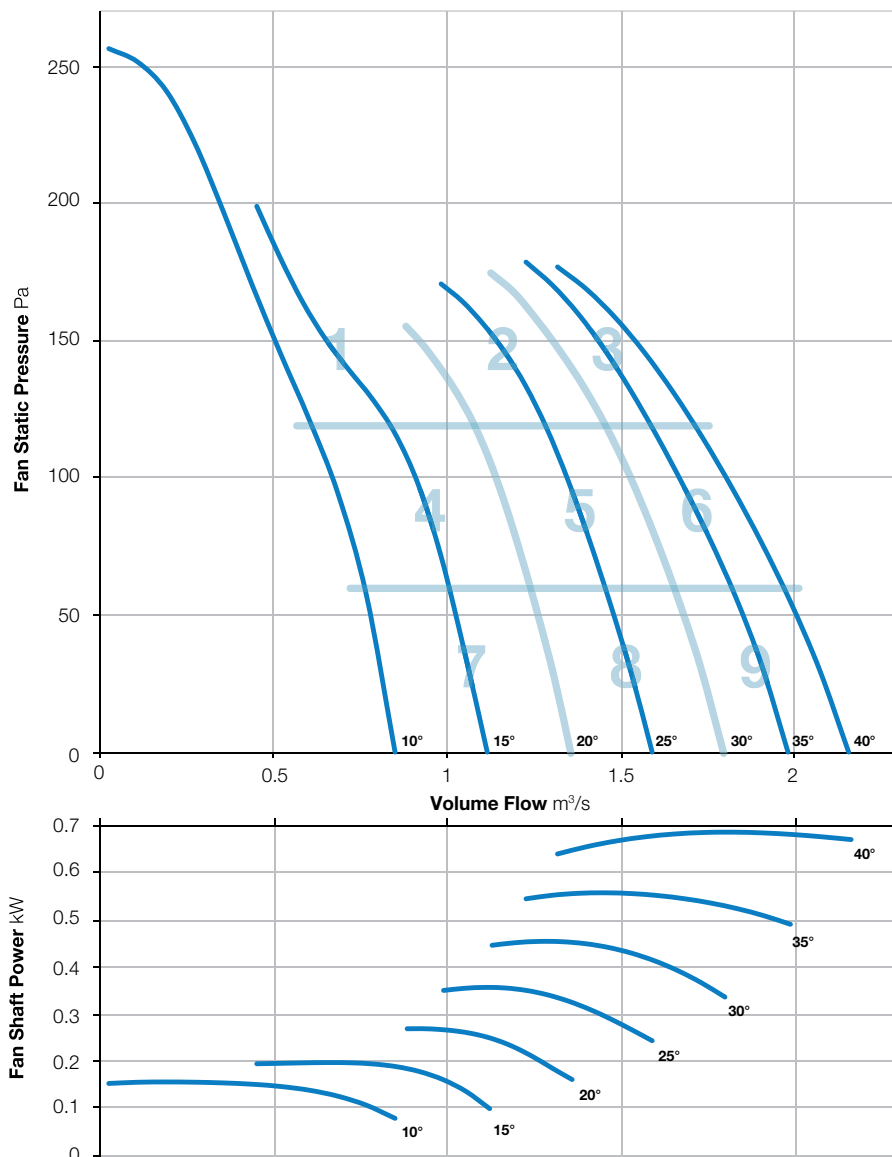
BS EN ISO 5136:2009

Type D installation

Form B



Elta Fans Limited certifies that the Axial Fans shown herein are licensed to bear the AMCA Seal. The ratings shown are based on tests and procedures performed in accordance with AMCA Publication 211 and comply with the requirements of the AMCA Certified Ratings Program. Performance certified is for Installation Type D: Ducted Inlet, Ducted Outlet. Performance ratings do not include the effects of appurtenances (accessories).



Zone		In-duct Sound Power Level (SWL) re 1pW									SPL dBA @ 3m*
		63Hz	125Hz	250Hz	500Hz	1kHz	2kHz	4kHz	8kHz	Total	
1	Inlet	77	85	82	80	74	71	67	60	88	60
	Outlet	80	85	82	78	72	70	66	60	88	59
2	Inlet	80	74	74	72	70	70	67	62	83	56
	Outlet	82	75	74	71	69	69	66	63	84	55
3	Inlet	81	76	76	74	71	70	68	65	84	57
	Outlet	86	82	76	73	70	70	68	66	88	57
4	Inlet	75	69	72	71	70	71	67	61	80	56
	Outlet	77	69	73	71	69	70	66	60	81	55
5	Inlet	79	75	75	73	71	70	67	62	83	56
	Outlet	80	73	75	71	69	69	66	61	83	55
6	Inlet	81	76	76	74	71	70	68	65	84	57
	Outlet	86	82	76	73	70	70	68	66	88	57
7	Inlet	72	69	73	72	70	71	67	61	79	56
	Outlet	73	69	73	71	68	70	66	60	79	55
8	Inlet	79	75	75	73	71	70	67	62	83	56
	Outlet	80	73	75	71	69	69	66	61	83	55
9	Inlet	81	76	76	74	71	70	68	65	84	57
	Outlet	86	82	76	73	70	70	68	66	88	57

*Sound Pressure Level (SPL) is average spherical free-field re 20μPa, for comparative use only.
Power rating (watts, kW or BHP) does not include transmission losses.
The AMCA certified ratings seal applies to air performance only.



450-131-3

2880 r/min



Nominal Diameter

450mm



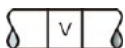
Hub Type

131



Number of Blades

3

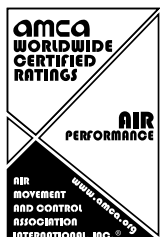


BS ISO 5801:2017

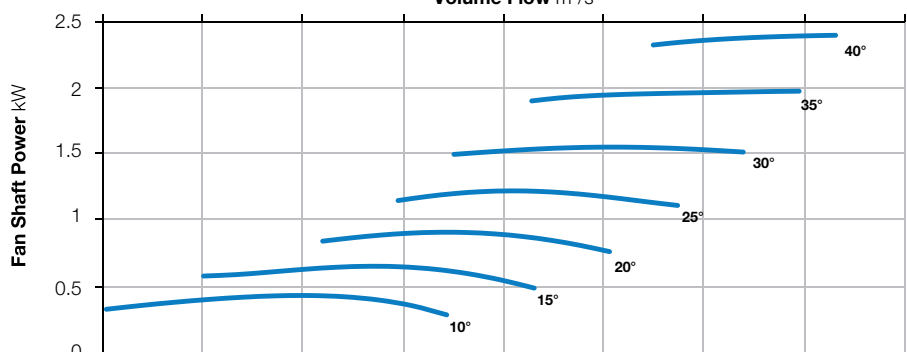
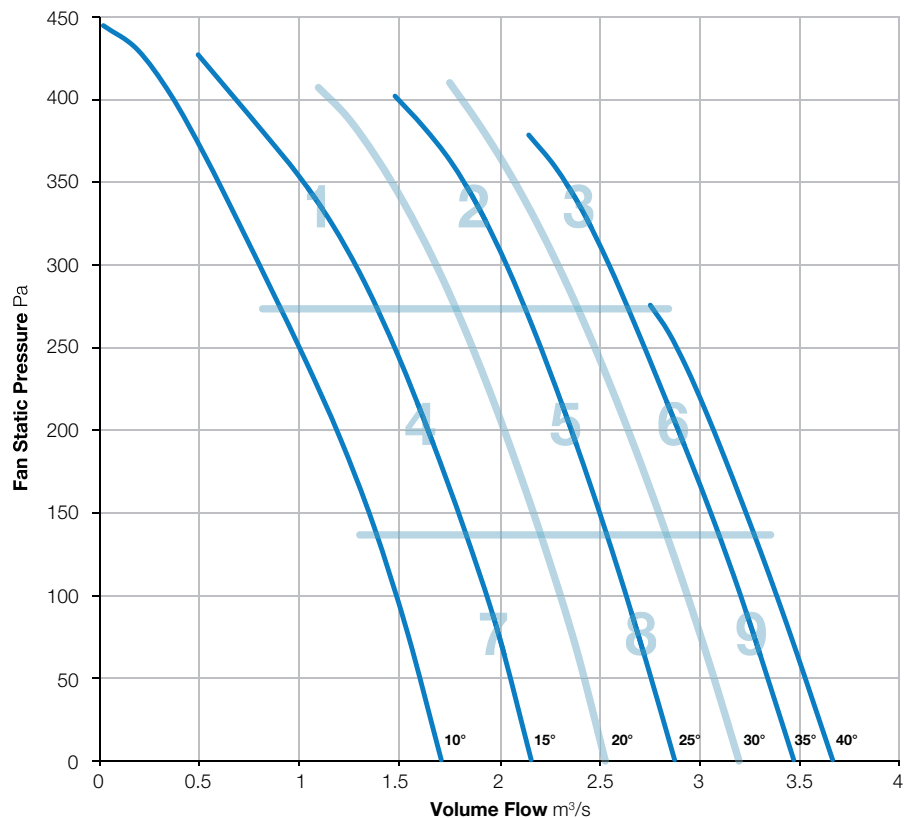
BS EN ISO 5136:2009

Type D installation

Form B



Elta Fans Limited certifies that the Axial Fans shown herein are licensed to bear the AMCA Seal. The ratings shown are based on tests and procedures performed in accordance with AMCA Publication 211 and comply with the requirements of the AMCA Certified Ratings Program. Performance certified is for Installation Type D: Ducted Inlet, Ducted Outlet. Performance ratings do not include the effects of appurtenances (accessories).



Zone		In-duct Sound Power Level (SWL) re 1pW									SPL dBA @ 3m*
		63Hz	125Hz	250Hz	500Hz	1kHz	2kHz	4kHz	8kHz	Total	
1	Inlet	84	87	91	98	93	87	82	79	100	77
	Outlet	86	87	91	94	91	86	80	79	98	75
2	Inlet	91	92	87	86	85	85	80	79	97	70
	Outlet	91	90	85	83	83	83	80	81	95	69
3	Inlet	93	94	88	88	88	88	84	83	99	73
	Outlet	93	91	86	86	86	87	84	85	97	72
4	Inlet	88	88	84	85	84	81	78	76	94	68
	Outlet	88	87	83	82	83	81	77	76	93	67
5	Inlet	89	93	88	87	86	85	81	79	97	71
	Outlet	88	91	86	84	84	84	80	80	95	69
6	Inlet	93	94	88	88	88	88	84	83	99	73
	Outlet	93	91	86	86	86	87	84	85	97	72
7	Inlet	85	90	84	85	82	80	77	75	93	67
	Outlet	83	89	84	82	81	79	76	75	92	66
8	Inlet	89	93	88	87	86	85	81	79	97	71
	Outlet	88	91	86	84	84	84	80	80	95	69
9	Inlet	93	94	89	88	88	88	84	83	99	73
	Outlet	93	91	86	86	86	87	84	85	97	72

*Sound Pressure Level (SPL) is average spherical free-field re 20μPa, for comparative use only.
Power rating (watts, kW or BHP) does not include transmission losses.
The AMCA certified ratings seal applies to air performance only.



450-131-6

2880 r/min



Nominal Diameter

450mm



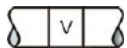
Hub Type

131



Number of Blades

6



BS ISO 5801:2017

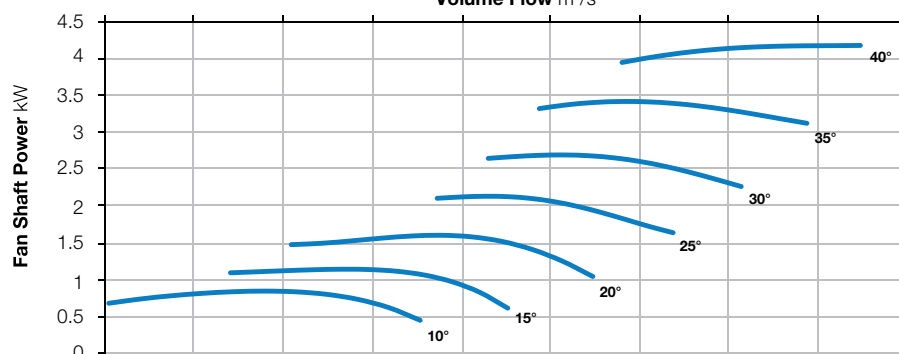
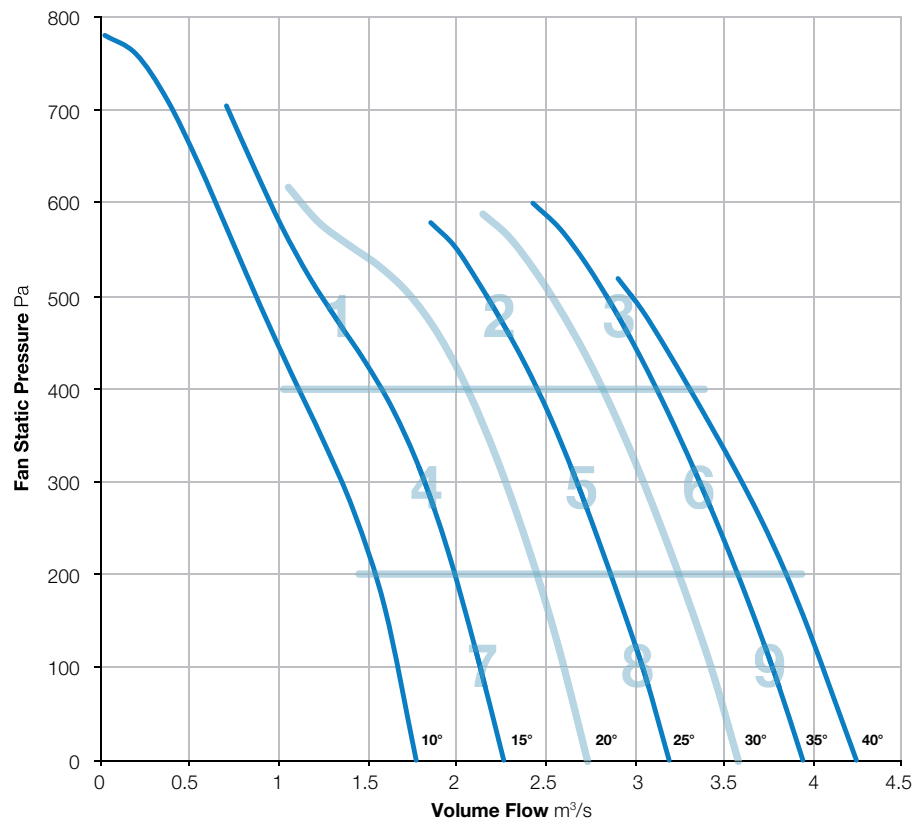
BS EN ISO 5136:2009

Type D installation

Form B



Elta Fans Limited certifies that the Axial Fans shown herein are licensed to bear the AMCA Seal. The ratings shown are based on tests and procedures performed in accordance with AMCA Publication 211 and comply with the requirements of the AMCA Certified Ratings Program. Performance certified is for Installation Type D: Ducted Inlet, Ducted Outlet. Performance ratings do not include the effects of appurtenances (accessories).



Zone		In-duct Sound Power Level (SWL) re 1pW									SPL dBA @ 3m*
		63Hz	125Hz	250Hz	500Hz	1kHz	2kHz	4kHz	8kHz	Total	
1	Inlet	90	88	100	98	92	88	84	80	103	78
	Outlet	92	89	99	95	91	88	84	80	102	77
2	Inlet	94	87	91	91	90	88	85	82	99	74
	Outlet	94	86	90	87	88	87	84	84	98	73
3	Inlet	94	91	92	92	91	91	87	85	100	76
	Outlet	96	91	90	90	90	89	87	88	100	75
4	Inlet	90	82	87	90	92	91	86	81	98	76
	Outlet	90	81	87	87	91	91	86	81	97	75
5	Inlet	92	87	91	90	89	88	84	81	98	74
	Outlet	91	85	90	87	87	87	84	83	97	72
6	Inlet	94	91	92	92	91	91	87	85	100	76
	Outlet	96	91	90	90	90	89	87	88	100	75
7	Inlet	87	83	88	87	86	85	82	80	94	71
	Outlet	86	79	87	84	85	85	81	79	93	70
8	Inlet	92	87	91	90	89	88	84	81	98	74
	Outlet	91	85	90	87	87	87	84	83	97	72
9	Inlet	94	91	92	92	91	91	87	85	100	76
	Outlet	96	91	90	90	90	89	87	88	100	75

*Sound Pressure Level (SPL) is average spherical free-field re 20μPa, for comparative use only.
Power rating (watts, kW or BHP) does not include transmission losses.
The AMCA certified ratings seal applies to air performance only.



450-181-3

2880 r/min



Nominal Diameter

450mm



Hub Type

181



Number of Blades

3



BS ISO 5801:2017

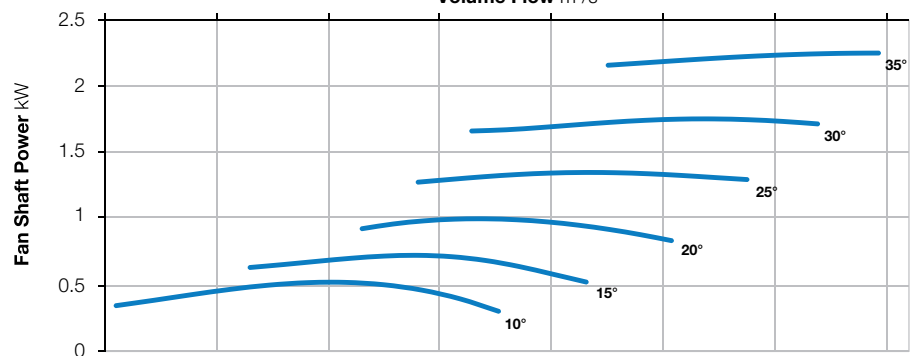
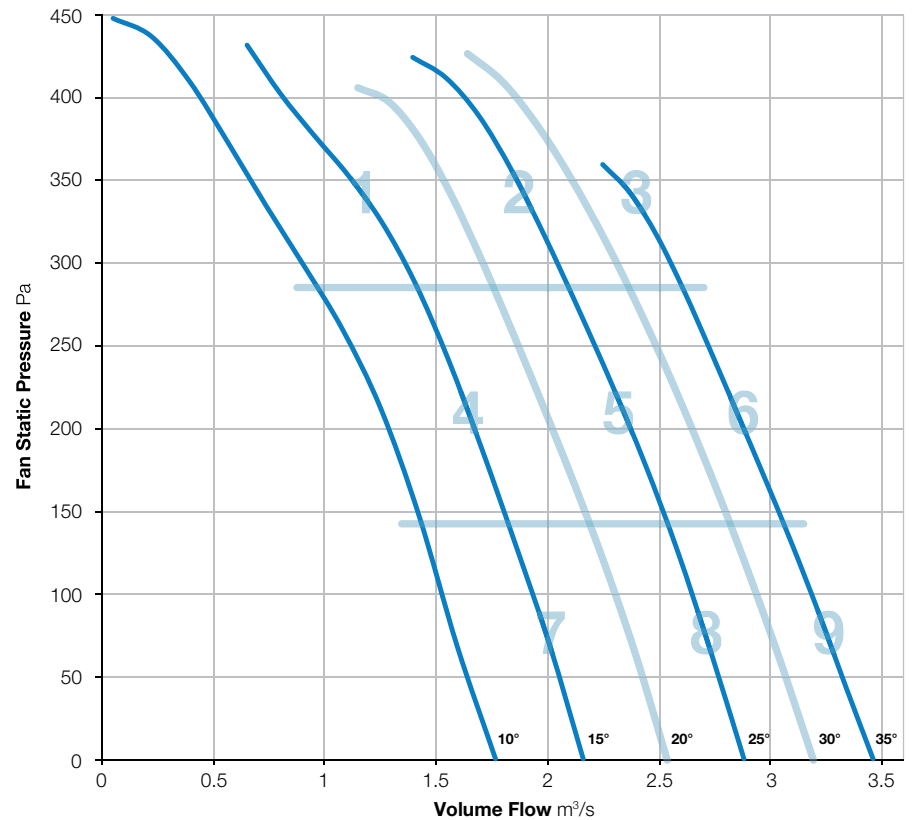
BS EN ISO 5136:2009

Type D installation

Form B



Elta Fans Limited certifies that the Axial Fans shown herein are licensed to bear the AMCA Seal. The ratings shown are based on tests and procedures performed in accordance with AMCA Publication 211 and comply with the requirements of the AMCA Certified Ratings Program. Performance certified is for Installation Type D: Ducted Inlet, Ducted Outlet. Performance ratings do not include the effects of appurtenances (accessories).



Zone		In-duct Sound Power Level (SWL) re 1pW									SPL dBA @ 3m*
		63Hz	125Hz	250Hz	500Hz	1kHz	2kHz	4kHz	8kHz	Total	
1	Inlet	85	90	87	95	95	89	82	77	100	77
	Outlet	87	91	87	92	94	87	80	75	98	76
2	Inlet	92	96	88	89	86	84	80	78	99	71
	Outlet	92	96	88	87	84	82	79	78	99	70
3	Inlet	94	96	90	89	87	86	82	80	100	72
	Outlet	95	96	89	88	86	84	81	80	100	71
4	Inlet	88	92	84	84	84	82	78	74	95	68
	Outlet	87	92	83	82	81	80	77	74	94	66
5	Inlet	91	95	88	88	85	83	80	77	98	70
	Outlet	90	94	87	86	84	82	79	78	97	69
6	Inlet	94	96	90	89	87	86	82	80	100	72
	Outlet	95	96	89	88	86	84	81	80	100	71
7	Inlet	85	93	85	85	84	82	78	74	95	68
	Outlet	84	92	84	82	81	80	77	74	94	66
8	Inlet	91	95	88	88	85	83	80	77	98	70
	Outlet	90	94	87	86	84	82	79	78	97	69
9	Inlet	94	96	90	89	87	86	82	80	100	72
	Outlet	95	96	89	88	86	84	81	80	100	71

*Sound Pressure Level (SPL) is average spherical free-field re 20µPa, for comparative use only.
Power rating (watts, kW or BHP) does not include transmission losses.
The AMCA certified ratings seal applies to air performance only.



450-181-6

2880 r/min



Nominal Diameter

450mm



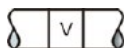
Hub Type

181



Number of Blades

6



BS ISO 5801:2017

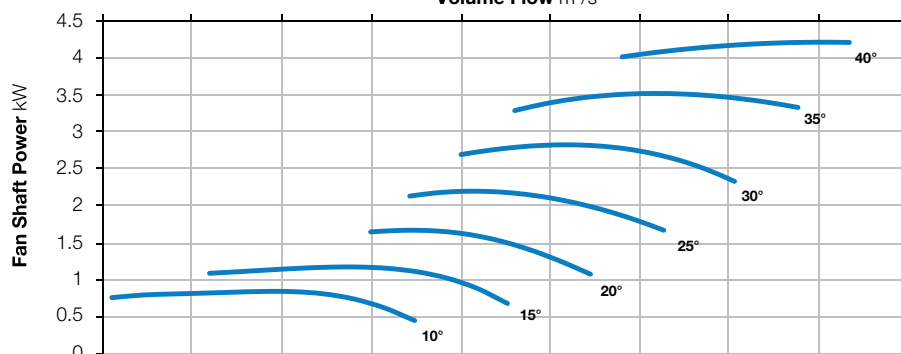
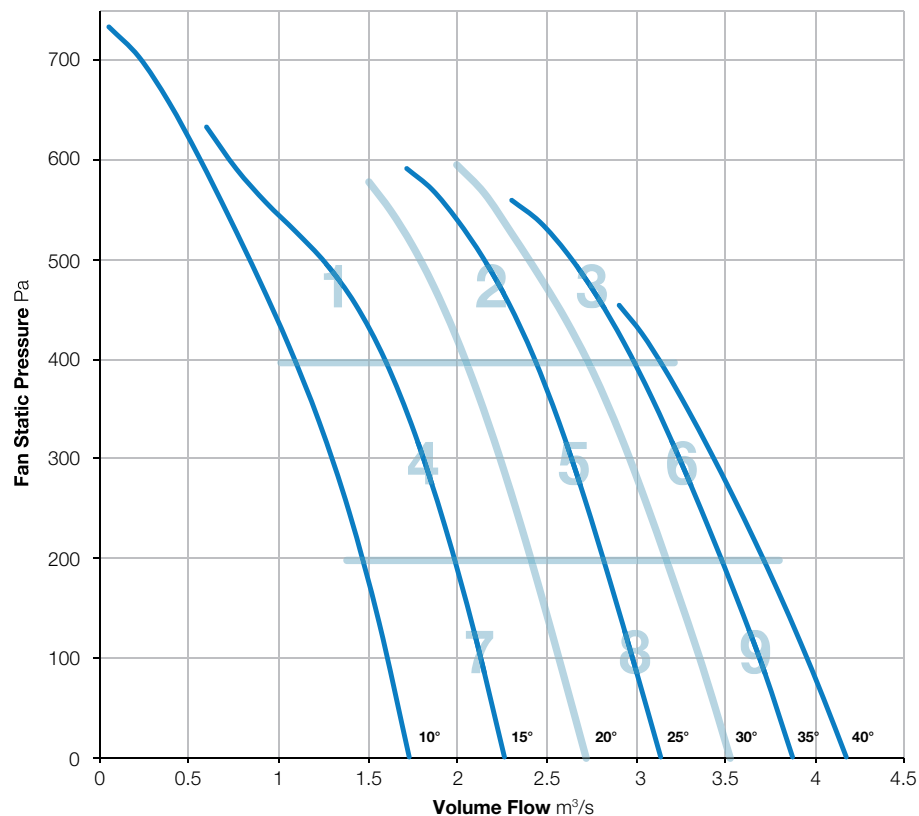
BS EN ISO 5136:2009

Type D installation

Form B



Elta Fans Limited certifies that the Axial Fans shown herein are licensed to bear the AMCA Seal. The ratings shown are based on tests and procedures performed in accordance with AMCA Publication 211 and comply with the requirements of the AMCA Certified Ratings Program. Performance certified is for Installation Type D: Ducted Inlet, Ducted Outlet. Performance ratings do not include the effects of appurtenances (accessories).



Zone		In-duct Sound Power Level (SWL) re 1pW									SPL dBA @ 3m*
		63Hz	125Hz	250Hz	500Hz	1kHz	2kHz	4kHz	8kHz	Total	
1	Inlet	88	88	84	92	90	90	86	80	97	75
	Outlet	90	88	84	89	88	89	85	80	97	74
2	Inlet	95	93	88	90	89	87	84	81	99	73
	Outlet	96	93	88	88	86	86	83	82	99	72
3	Inlet	95	95	91	92	92	90	86	85	101	76
	Outlet	97	95	90	91	90	90	86	86	101	75
4	Inlet	87	89	84	86	84	84	81	79	94	70
	Outlet	85	88	82	84	82	82	80	79	93	68
5	Inlet	93	94	89	90	88	87	84	81	99	73
	Outlet	93	93	87	88	86	86	83	82	98	72
6	Inlet	95	95	91	92	92	90	86	85	101	76
	Outlet	97	95	90	91	90	90	86	86	101	75
7	Inlet	87	89	84	86	84	84	81	79	94	70
	Outlet	85	88	82	84	82	82	80	79	93	68
8	Inlet	93	94	89	90	88	87	84	81	99	73
	Outlet	93	93	87	88	86	86	83	82	98	72
9	Inlet	95	95	91	92	92	90	86	85	101	76
	Outlet	97	95	90	91	90	90	86	86	101	75

*Sound Pressure Level (SPL) is average spherical free-field re 20μPa, for comparative use only.
Power rating (watts, kW or BHP) does not include transmission losses.
The AMCA certified ratings seal applies to air performance only.



450-181-9

2880 r/min



Nominal Diameter

450mm



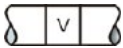
Hub Type

181



Number of Blades

9



BS ISO 5801:2017

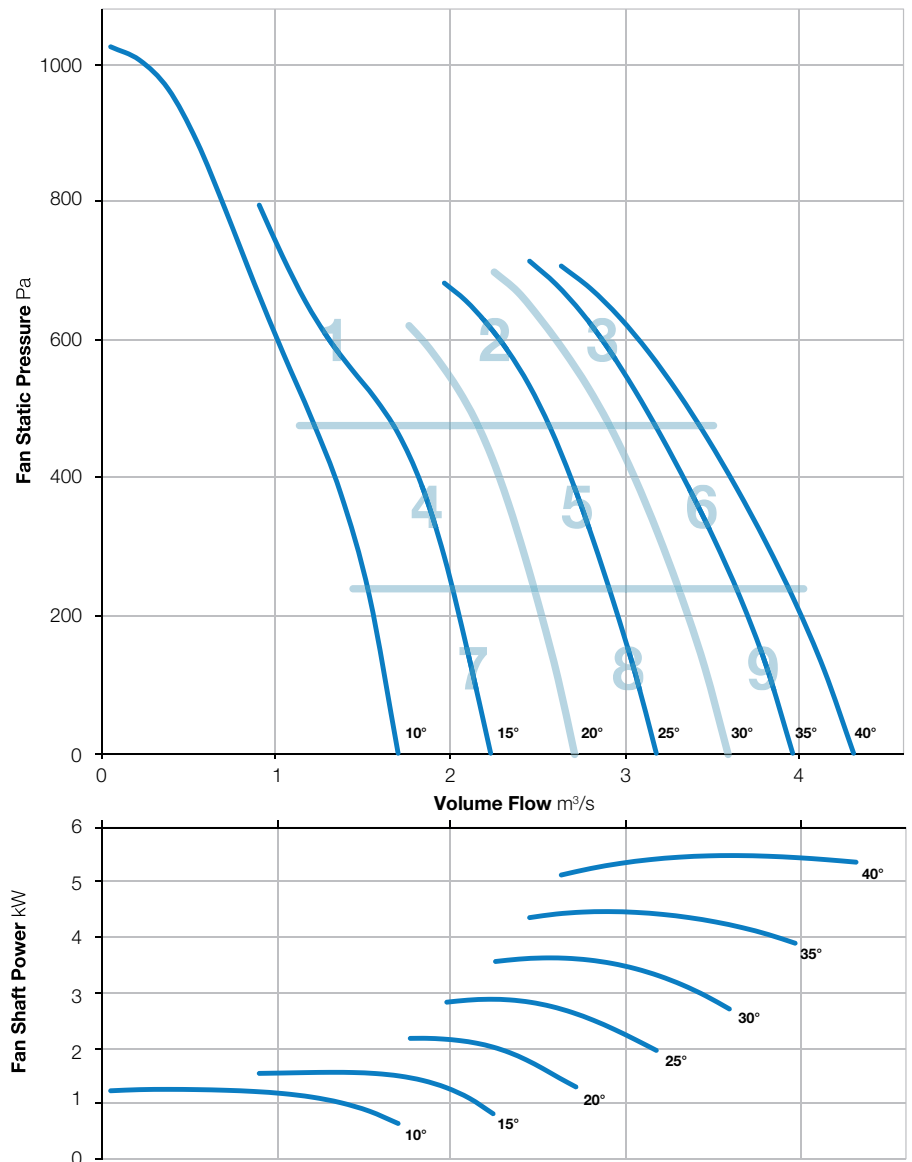
BS EN ISO 5136:2009

Type D installation

Form B



Elta Fans Limited certifies that the Axial Fans shown herein are licensed to bear the AMCA Seal. The ratings shown are based on tests and procedures performed in accordance with AMCA Publication 211 and comply with the requirements of the AMCA Certified Ratings Program. Performance certified is for Installation Type D: Ducted Inlet, Ducted Outlet. Performance ratings do not include the effects of appurtenances (accessories).



Zone		In-duct Sound Power Level (SWL) re 1pW									SPL dBA @ 3m*
		63Hz	125Hz	250Hz	500Hz	1kHz	2kHz	4kHz	8kHz	Total	
1	Inlet	90	88	96	96	94	90	85	80	101	78
	Outlet	97	91	96	95	93	89	84	79	102	77
2	Inlet	96	90	86	91	91	86	84	80	99	74
	Outlet	98	91	86	89	86	85	84	81	100	72
3	Inlet	96	92	89	93	91	88	85	82	100	75
	Outlet	103	97	94	92	89	89	85	83	105	75
4	Inlet	91	83	80	88	89	87	84	81	96	73
	Outlet	93	83	80	86	87	86	83	80	96	71
5	Inlet	94	90	88	91	92	86	84	80	99	75
	Outlet	95	89	85	90	87	86	83	80	98	72
6	Inlet	96	92	89	93	91	88	85	82	100	75
	Outlet	103	97	94	92	89	89	85	83	105	75
7	Inlet	89	83	80	89	86	85	83	81	95	71
	Outlet	89	82	79	87	84	84	82	81	94	70
8	Inlet	94	90	88	91	92	86	84	80	99	75
	Outlet	95	89	85	90	87	86	83	80	98	72
9	Inlet	96	92	89	93	91	88	85	82	100	75
	Outlet	103	97	94	92	89	89	85	83	105	75

*Sound Pressure Level (SPL) is average spherical free-field re 20μPa, for comparative use only.
Power rating (watts, kW or BHP) does not include transmission losses.
The AMCA certified ratings seal applies to air performance only.



500-131-3

720 r/min



Nominal Diameter

500mm



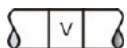
Hub Type

131



Number of Blades

3



BS ISO 5801:2017

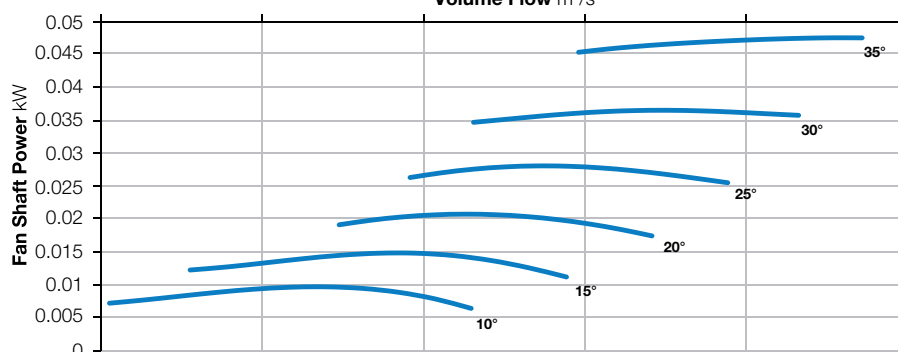
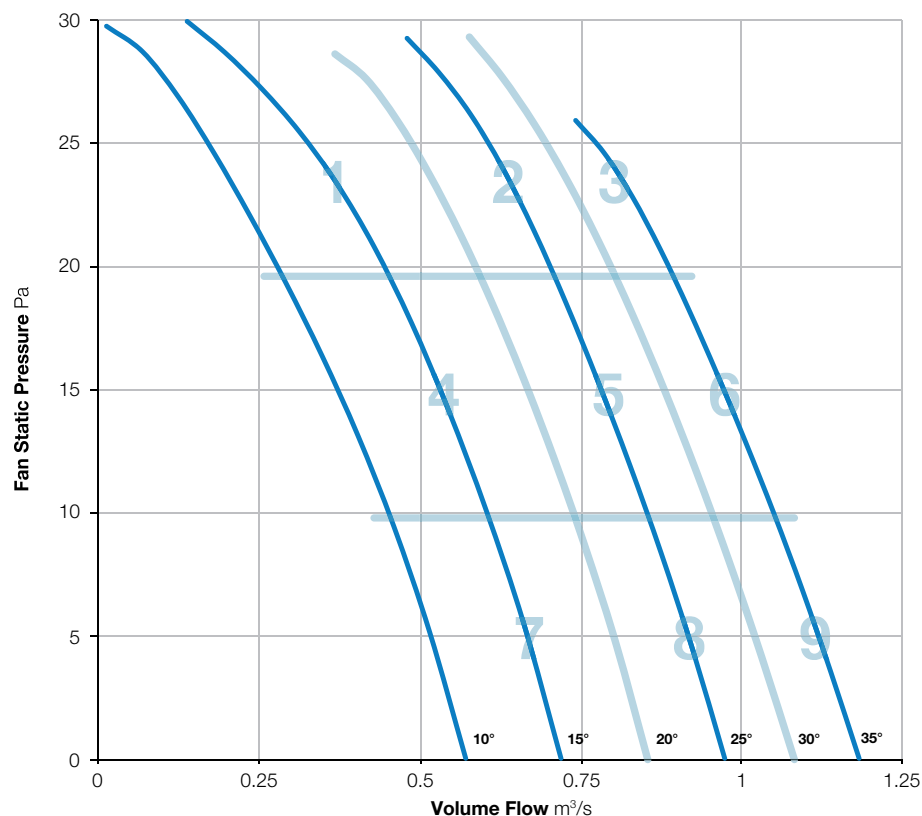
BS EN ISO 5136:2009

Type D installation

Form B



Elta Fans Limited certifies that the Axial Fans shown herein are licensed to bear the AMCA Seal. The ratings shown are based on tests and procedures performed in accordance with AMCA Publication 211 and comply with the requirements of the AMCA Certified Ratings Program. Performance certified is for Installation Type D: Ducted Inlet, Ducted Outlet. Performance ratings do not include the effects of appurtenances (accessories).



Zone		In-duct Sound Power Level (SWL) re 1pW									SPL dBA @ 3m*
		63Hz	125Hz	250Hz	500Hz	1kHz	2kHz	4kHz	8kHz	Total	
1	Inlet	66	68	60	59	51	50	45	41	71	39
	Outlet	64	68	60	58	51	50	46	42	70	39
2	Inlet	58	55	52	55	49	51	48	47	62	37
	Outlet	58	55	52	53	49	52	48	49	62	37
3	Inlet	61	55	53	54	51	51	49	47	64	37
	Outlet	61	55	54	54	51	52	50	49	64	38
4	Inlet	56	53	47	57	49	48	42	37	61	36
	Outlet	55	53	47	56	49	47	42	37	60	35
5	Inlet	59	54	51	54	51	53	47	47	63	37
	Outlet	58	54	51	53	51	52	48	49	62	37
6	Inlet	63	56	55	54	52	52	49	46	65	38
	Outlet	62	55	55	54	51	52	50	48	65	38
7	Inlet	56	53	46	60	48	46	41	36	62	38
	Outlet	55	53	47	56	48	46	41	36	60	35
8	Inlet	60	56	51	55	52	53	47	48	64	38
	Outlet	59	55	51	53	52	52	47	50	63	37
9	Inlet	63	57	54	55	52	51	49	45	65	38
	Outlet	62	57	54	54	52	52	49	48	65	38

*Sound Pressure Level (SPL) is average spherical free-field re 20μPa, for comparative use only.
Power rating (watts, kW or BHP) does not include transmission losses.
The AMCA certified ratings seal applies to air performance only.



500-131-6

720 r/min



Nominal Diameter

500mm



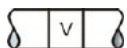
Hub Type

131



Number of Blades

6



BS ISO 5801:2017

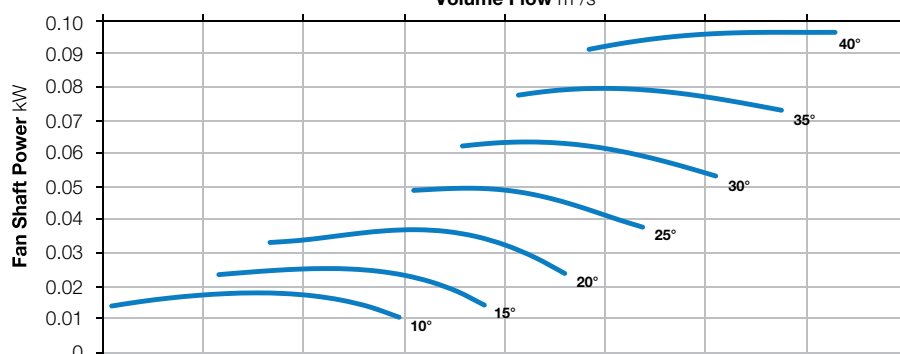
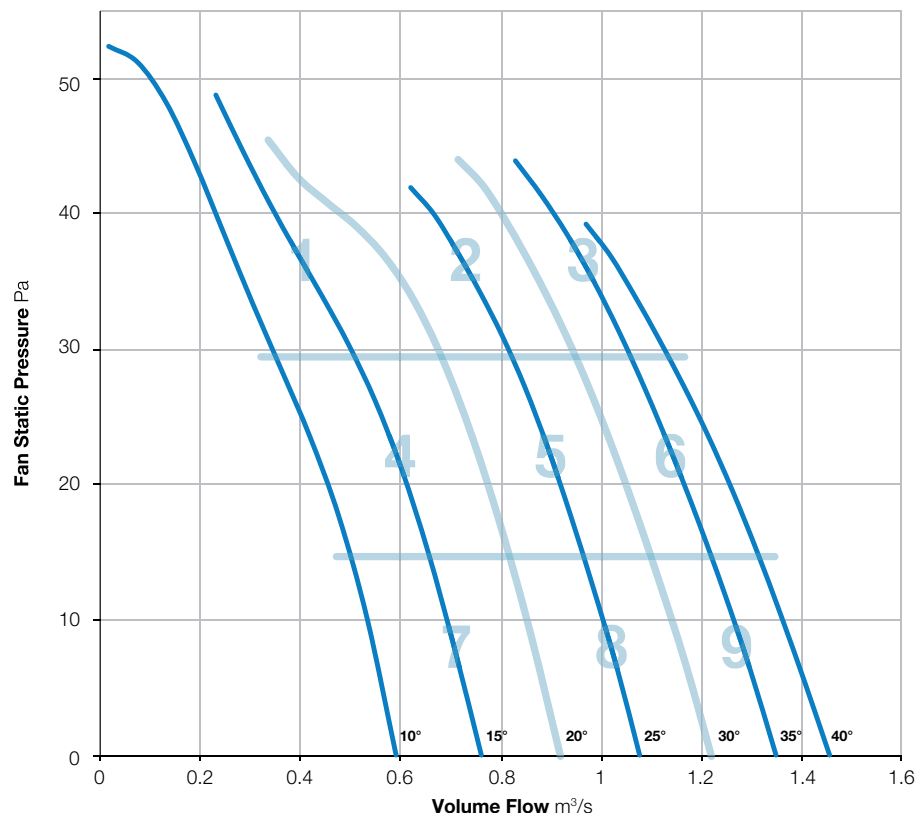
BS EN ISO 5136:2009

Type D installation

Form B



Elta Fans Limited certifies that the Axial Fans shown herein are licensed to bear the AMCA Seal. The ratings shown are based on tests and procedures performed in accordance with AMCA Publication 211 and comply with the requirements of the AMCA Certified Ratings Program. Performance certified is for Installation Type D: Ducted Inlet, Ducted Outlet. Performance ratings do not include the effects of appurtenances (accessories).



Zone		In-duct Sound Power Level (SWL) re 1pW									SPL dBA @ 3m*
		63Hz	125Hz	250Hz	500Hz	1kHz	2kHz	4kHz	8kHz	Total	
1	Inlet	71	68	61	58	52	51	45	39	73	40
	Outlet	69	69	61	57	52	51	45	40	73	39
2	Inlet	62	57	52	54	55	54	47	40	65	39
	Outlet	60	57	53	54	54	53	46	40	64	38
3	Inlet	63	56	54	58	54	54	51	47	66	40
	Outlet	61	56	55	56	54	54	52	49	65	40
4	Inlet	59	54	55	58	54	52	45	39	64	39
	Outlet	57	55	56	57	54	52	45	39	63	39
5	Inlet	62	55	51	54	54	54	47	41	65	38
	Outlet	60	55	52	54	54	53	47	42	64	38
6	Inlet	63	57	53	57	54	53	50	46	66	39
	Outlet	61	57	54	55	54	53	51	48	65	39
7	Inlet	55	51	48	57	50	48	43	38	61	36
	Outlet	54	51	49	55	49	48	43	37	60	35
8	Inlet	62	57	52	54	55	54	47	40	65	39
	Outlet	60	57	53	54	54	53	46	40	64	38
9	Inlet	65	59	54	58	55	54	50	45	67	40
	Outlet	62	58	55	55	54	54	50	46	65	39

*Sound Pressure Level (SPL) is average spherical free-field re 20μPa, for comparative use only.
Power rating (watts, kW or BHP) does not include transmission losses.
The AMCA certified ratings seal applies to air performance only.



500-181-3

720 r/min



Nominal Diameter

500mm



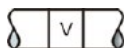
Hub Type

181



Number of Blades

3



BS ISO 5801:2017

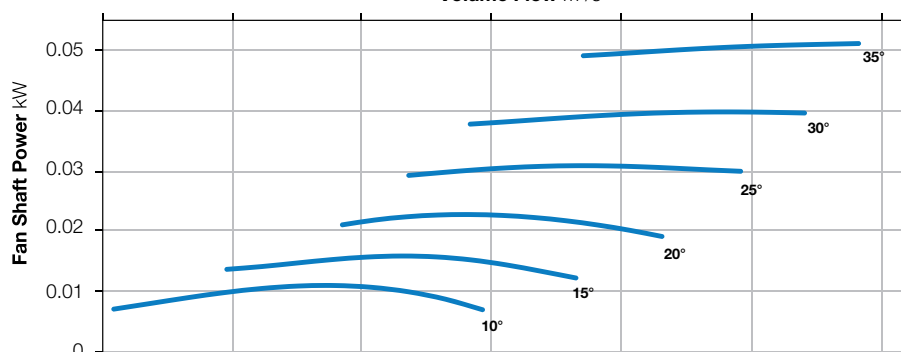
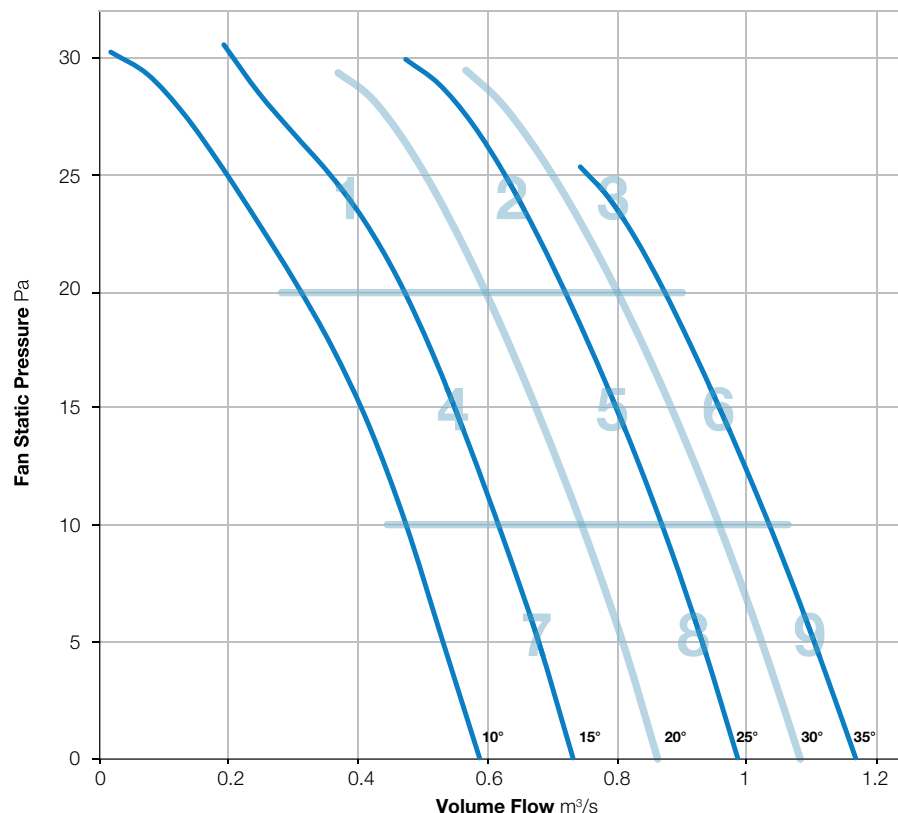
BS EN ISO 5136:2009

Type D installation

Form B



Elta Fans Limited certifies that the Axial Fans shown herein are licensed to bear the AMCA Seal. The ratings shown are based on tests and procedures performed in accordance with AMCA Publication 211 and comply with the requirements of the AMCA Certified Ratings Program. Performance certified is for Installation Type D: Ducted Inlet, Ducted Outlet. Performance ratings do not include the effects of appurtenances (accessories).



Zone		In-duct Sound Power Level (SWL) re 1pW									SPL dBA @ 3m*
		63Hz	125Hz	250Hz	500Hz	1kHz	2kHz	4kHz	8kHz	Total	
1	Inlet	66	68	60	59	51	50	45	41	71	39
	Outlet	64	68	60	58	51	50	46	42	70	39
2	Inlet	58	55	52	55	49	51	48	47	62	37
	Outlet	58	55	52	53	49	52	48	49	62	37
3	Inlet	61	55	53	54	51	51	49	47	64	37
	Outlet	61	55	54	54	51	52	50	49	64	38
4	Inlet	56	53	47	57	49	48	42	37	61	36
	Outlet	55	53	47	56	49	47	42	37	60	35
5	Inlet	59	54	51	54	51	53	47	47	63	37
	Outlet	58	54	51	53	51	52	48	49	62	37
6	Inlet	63	56	55	54	52	52	49	46	65	38
	Outlet	62	55	55	54	51	52	50	48	65	38
7	Inlet	56	53	46	60	48	46	41	36	62	38
	Outlet	55	53	47	56	48	46	41	36	60	35
8	Inlet	60	56	51	55	52	53	47	48	64	38
	Outlet	59	55	51	53	52	52	47	50	63	37
9	Inlet	63	57	54	55	52	51	49	45	65	38
	Outlet	62	57	54	54	52	52	49	48	65	38

*Sound Pressure Level (SPL) is average spherical free-field re 20μPa, for comparative use only.
Power rating (watts, kW or BHP) does not include transmission losses.
The AMCA certified ratings seal applies to air performance only.



500-181-6

720 r/min



Nominal Diameter

500mm



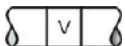
Hub Type

181



Number of Blades

6



BS ISO 5801:2017

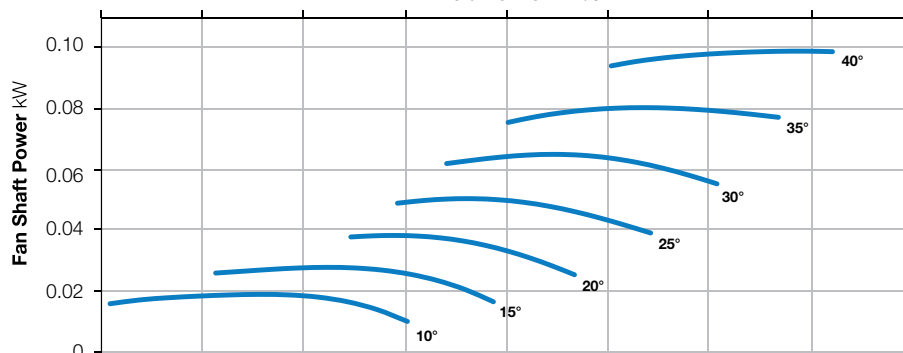
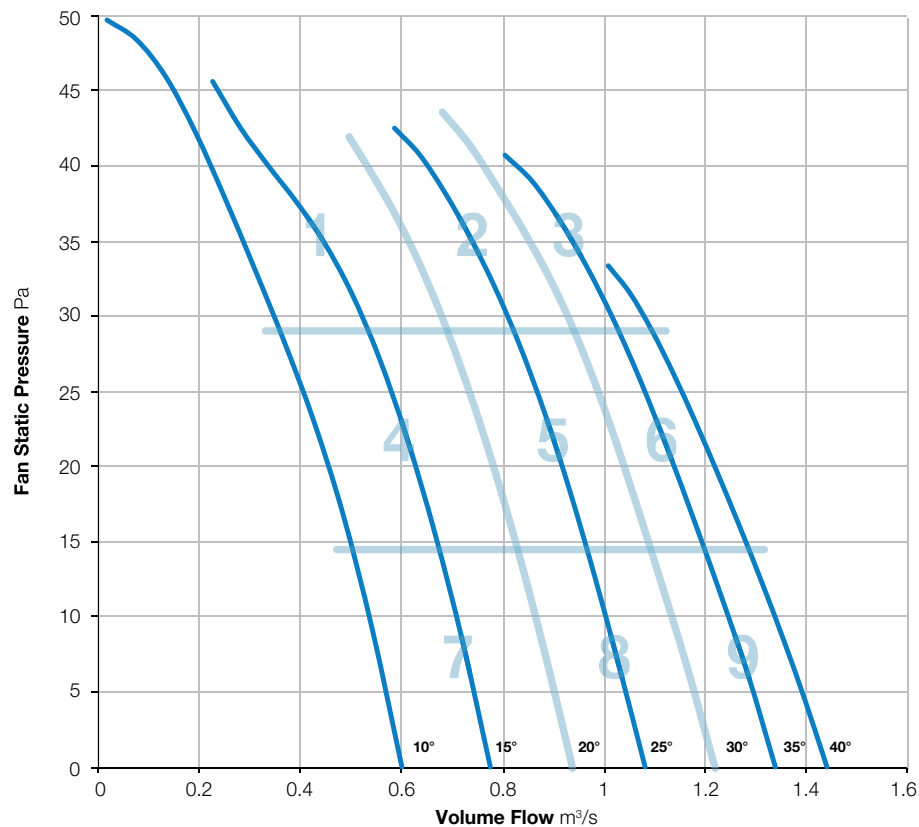
BS EN ISO 5136:2009

Type D installation

Form B



Elta Fans Limited certifies that the Axial Fans shown herein are licensed to bear the AMCA Seal. The ratings shown are based on tests and procedures performed in accordance with AMCA Publication 211 and comply with the requirements of the AMCA Certified Ratings Program. Performance certified is for Installation Type D: Ducted Inlet, Ducted Outlet. Performance ratings do not include the effects of appurtenances (accessories).



Zone		In-duct Sound Power Level (SWL) re 1pW									SPL dBA @ 3m*
		63Hz	125Hz	250Hz	500Hz	1kHz	2kHz	4kHz	8kHz	Total	
1	Inlet	60	67	64	60	55	52	45	38	70	41
	Outlet	58	67	65	60	55	52	45	40	70	41
2	Inlet	60	57	54	55	55	56	49	43	65	40
	Outlet	60	57	55	54	55	56	50	44	65	40
3	Inlet	61	59	56	60	54	55	51	46	66	41
	Outlet	62	59	57	57	54	55	52	48	66	40
4	Inlet	56	56	51	56	53	50	44	38	62	37
	Outlet	54	56	52	57	52	50	44	39	62	37
5	Inlet	59	56	52	55	54	53	48	41	63	38
	Outlet	58	56	53	54	54	53	48	42	63	38
6	Inlet	62	60	55	60	55	54	50	45	67	41
	Outlet	62	61	55	56	54	55	51	47	66	40
7	Inlet	54	55	49	55	51	48	43	36	61	36
	Outlet	53	55	50	56	50	48	42	37	61	36
8	Inlet	59	58	53	55	55	53	47	40	64	39
	Outlet	57	58	54	54	54	53	46	40	63	38
9	Inlet	63	61	55	61	56	54	49	43	67	41
	Outlet	62	62	56	56	56	54	50	45	67	40

*Sound Pressure Level (SPL) is average spherical free-field re 20μPa, for comparative use only.
Power rating (watts, kW or BHP) does not include transmission losses.
The AMCA certified ratings seal applies to air performance only.



500-181-9

720 r/min



Nominal Diameter

500mm



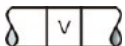
Hub Type

181



Number of Blades

9



BS ISO 5801:2017

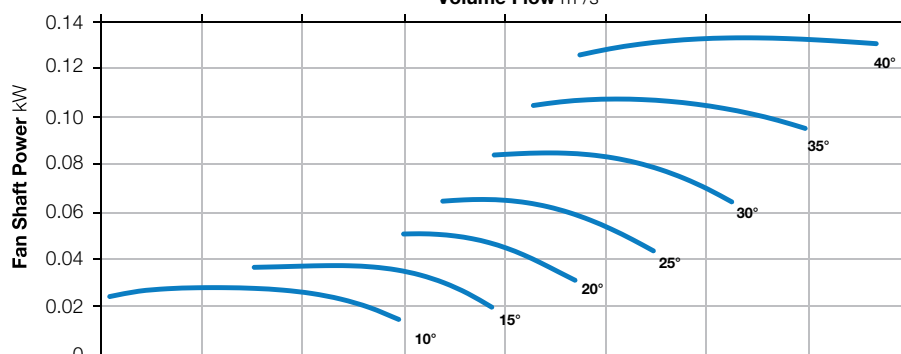
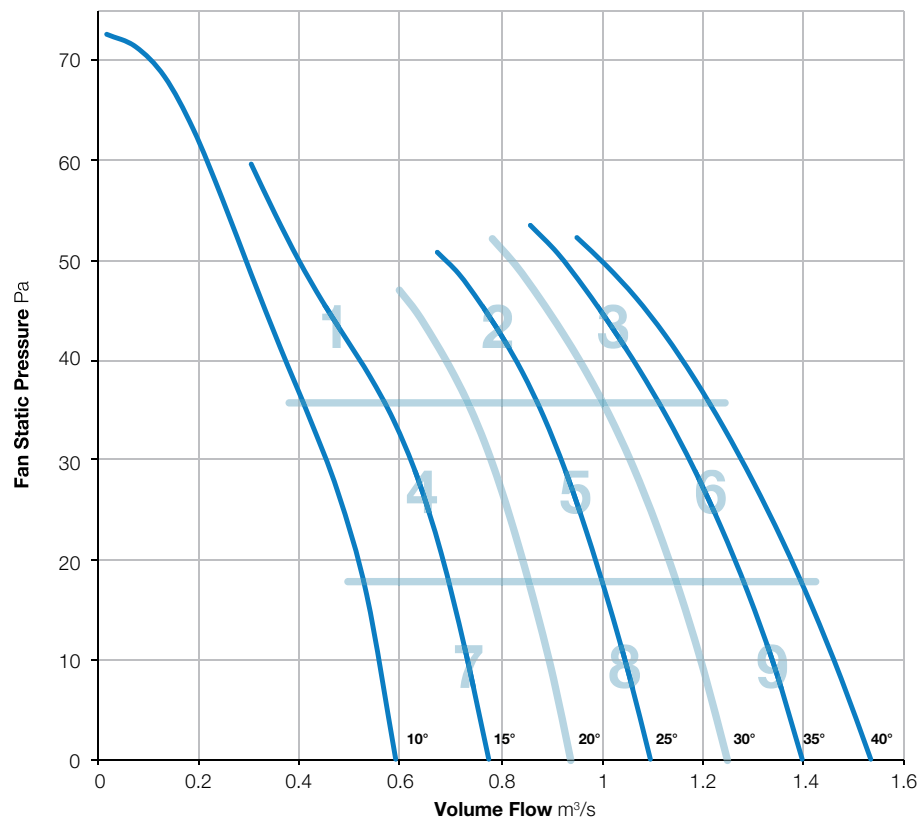
BS ISO 13347-2:2004

Type D installation

Form B



Elta Fans Limited certifies that the Axial Fans shown herein are licensed to bear the AMCA Seal. The ratings shown are based on tests and procedures performed in accordance with AMCA Publications 211 & 311 and comply with the requirements of the AMCA Certified Ratings Program. Performance certified is for Installation Type D: Ducted Inlet, Ducted Outlet. Performance ratings do not include the effects of appurtenances (accessories).



Zone		In-duct Sound Power Level (SWL) re 1pW									SPL dBA @ 3m*
		63Hz	125Hz	250Hz	500Hz	1kHz	2kHz	4kHz	8kHz	Total	
1	Inlet	68	72	66	63	58	55	48	45	75	44
	Outlet	71	73	69	61	57	54	48	45	76	44
2	Inlet	65	69	62	64	58	55	50	46	72	44
	Outlet	65	68	60	60	55	54	50	47	71	41
3	Inlet	61	69	60	58	55	54	53	50	71	42
	Outlet	67	69	61	57	54	55	54	53	72	42
4	Inlet	61	66	57	59	57	54	48	45	69	41
	Outlet	64	67	57	57	56	53	47	45	70	40
5	Inlet	60	67	60	63	59	56	50	45	70	44
	Outlet	65	68	60	60	57	55	49	45	71	42
6	Inlet	63	69	61	59	57	56	52	48	71	43
	Outlet	67	71	62	58	56	56	52	49	73	42
7	Inlet	59	68	58	59	57	54	48	44	70	41
	Outlet	68	69	59	57	56	53	46	44	72	41
8	Inlet	63	68	60	66	60	56	50	44	72	45
	Outlet	67	69	61	59	58	55	49	45	72	42
9	Inlet	65	69	62	60	59	57	51	47	72	44
	Outlet	68	72	63	59	58	56	52	49	74	43

*Sound Pressure Level (SPL) is average spherical free-field re 20μPa, for comparative use only. dBA levels are not licensed by AMCA International.

Power rating (watts, kW or BHP) does not include transmission losses.

The sound power level ratings shown are in decibels, referred to 10⁻¹² watts, calculated per AMCA Standard 301. Values shown are for inlet L_{wa} and outlet L_{wo} sound power levels for Installation Type D: ducted inlet, ducted outlet. Ratings include the effect of duct end correction.



500-182-6

720 r/min



Nominal Diameter

500mm



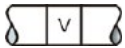
Hub Type

182



Number of Blades

6



BS ISO 5801:2017

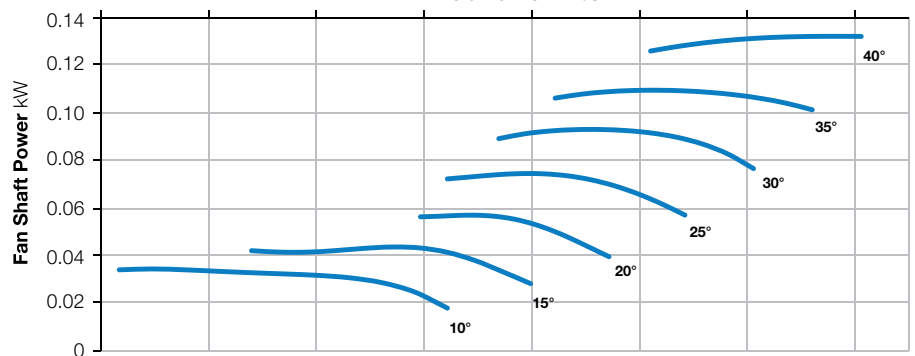
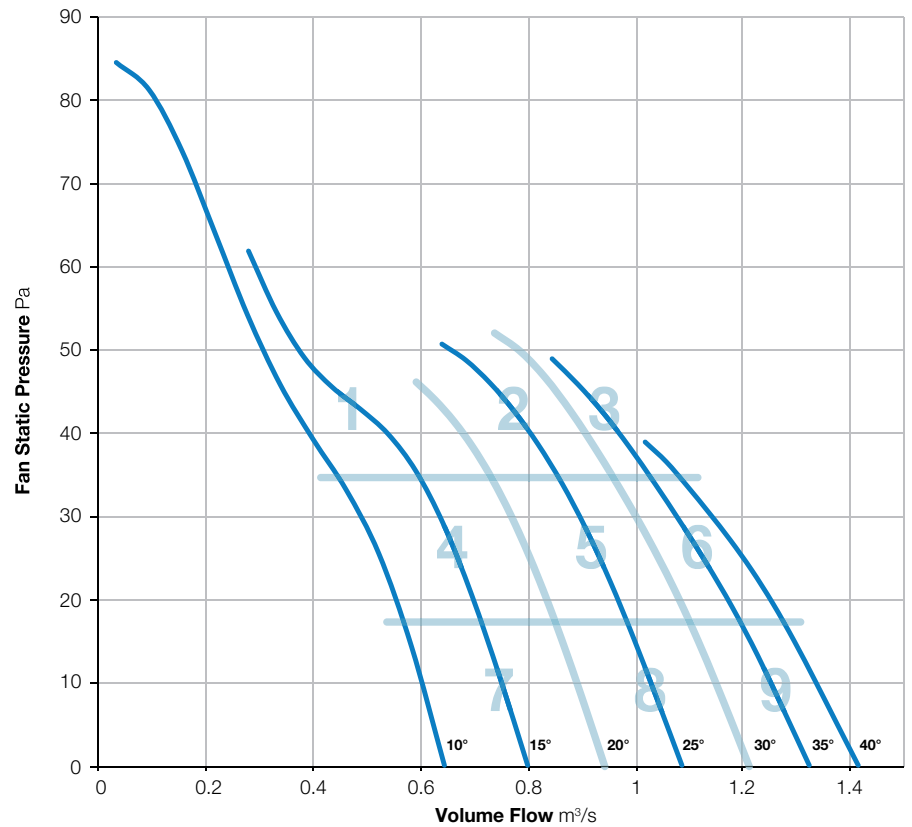
BS EN ISO 5136:2009

Type D installation

Form B



Elta Fans Limited certifies that the Axial Fans shown herein are licensed to bear the AMCA Seal. The ratings shown are based on tests and procedures performed in accordance with AMCA Publication 211 and comply with the requirements of the AMCA Certified Ratings Program. Performance certified is for Installation Type D: Ducted Inlet, Ducted Outlet. Performance ratings do not include the effects of appurtenances (accessories).



Zone		In-duct Sound Power Level (SWL) re 1pW									SPL dBA @ 3m*
		63Hz	125Hz	250Hz	500Hz	1kHz	2kHz	4kHz	8kHz	Total	
1	Inlet	For sound data please contact Elta Fans.									
	Outlet										
2	Inlet										
	Outlet										
3	Inlet										
	Outlet										
4	Inlet										
	Outlet										
5	Inlet										
	Outlet										
6	Inlet										
	Outlet										
7	Inlet										
	Outlet										
8	Inlet										
	Outlet										
9	Inlet										
	Outlet										

*Sound Pressure Level (SPL) is average spherical free-field re 20µPa, for comparative use only.
Power rating (watts, kW or BHP) does not include transmission losses.
The AMCA certified ratings seal applies to air performance only.



500-131-3

960 r/min



Nominal Diameter

500mm



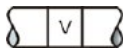
Hub Type

131



Number of Blades

3



BS ISO 5801:2017

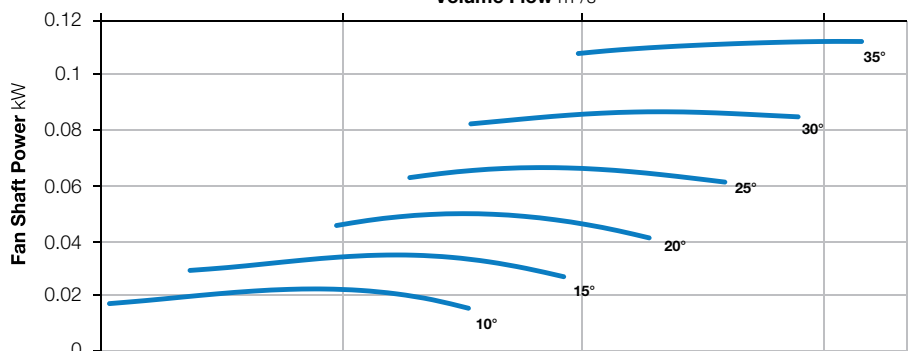
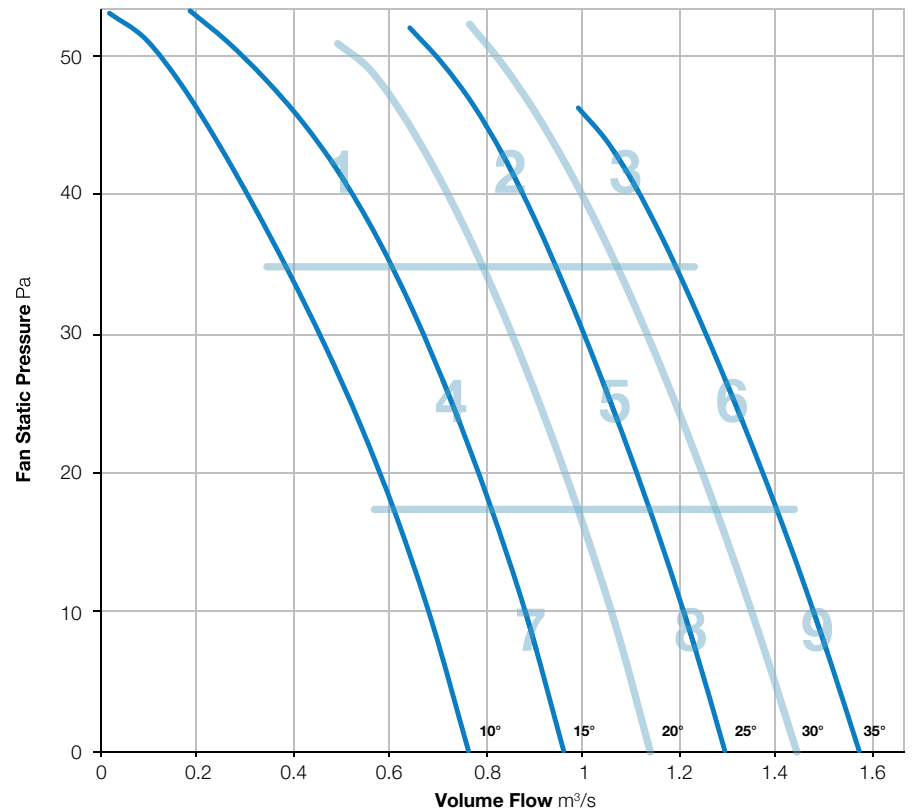
BS EN ISO 5136:2009

Type D installation

Form B



Elta Fans Limited certifies that the Axial Fans shown herein are licensed to bear the AMCA Seal. The ratings shown are based on tests and procedures performed in accordance with AMCA Publication 211 and comply with the requirements of the AMCA Certified Ratings Program. Performance certified is for Installation Type D: Ducted Inlet, Ducted Outlet. Performance ratings do not include the effects of appurtenances (accessories).



Zone		In-duct Sound Power Level (SWL) re 1pW									SPL dBA @ 3m*
		63Hz	125Hz	250Hz	500Hz	1kHz	2kHz	4kHz	8kHz	Total	
1	Inlet	72	71	66	62	58	57	53	49	75	45
	Outlet	73	71	66	61	58	57	53	51	76	44
2	Inlet	66	66	61	59	57	57	55	53	71	43
	Outlet	68	65	62	58	57	57	55	55	71	43
3	Inlet	68	66	60	59	58	58	55	54	71	44
	Outlet	71	63	60	60	58	59	57	56	73	45
4	Inlet	65	68	68	62	58	56	52	47	73	44
	Outlet	67	68	69	62	58	56	52	48	73	45
5	Inlet	64	66	58	57	56	58	53	51	70	42
	Outlet	68	63	58	57	56	58	53	54	70	43
6	Inlet	70	67	61	60	58	58	55	53	73	44
	Outlet	74	64	62	59	58	58	56	55	75	44
7	Inlet	62	63	54	58	55	55	49	43	67	40
	Outlet	65	61	54	56	54	55	49	43	68	40
8	Inlet	66	68	58	58	58	58	53	52	71	43
	Outlet	68	65	58	57	57	57	53	55	71	43
9	Inlet	70	69	61	60	59	58	55	52	73	44
	Outlet	74	66	61	60	58	58	56	54	75	44

*Sound Pressure Level (SPL) is average spherical free-field re 20μPa, for comparative use only.
Power rating (watts, kW or BHP) does not include transmission losses.
The AMCA certified ratings seal applies to air performance only.



500-131-6

960 r/min



Nominal Diameter

500mm



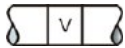
Hub Type

131



Number of Blades

6



BS ISO 5801:2017

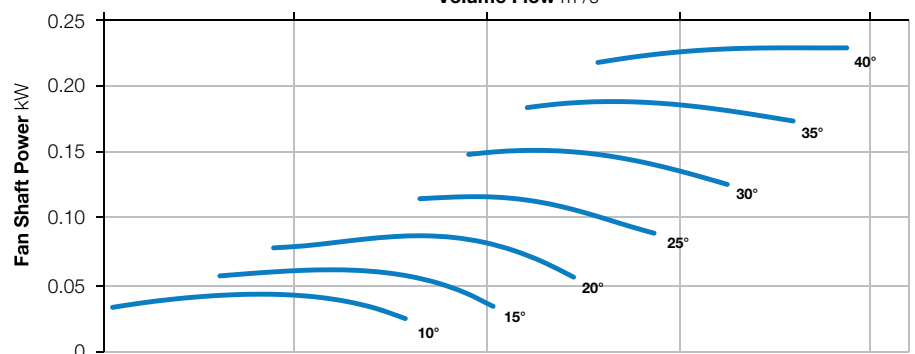
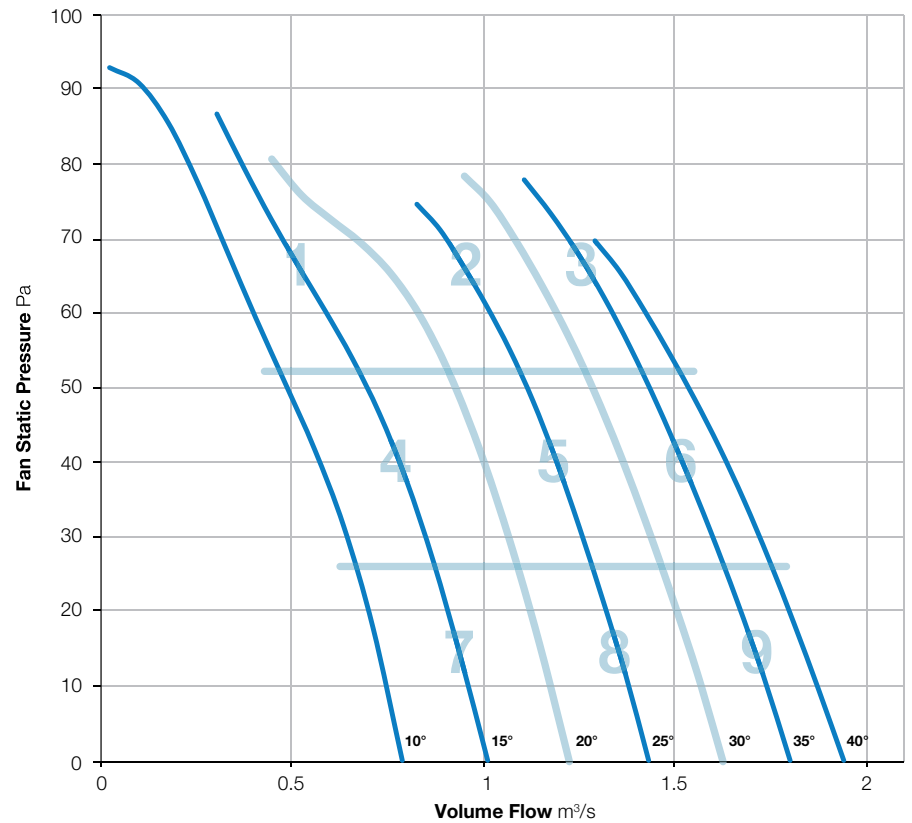
BS EN ISO 5136:2009

Type D installation

Form B



Elta Fans Limited certifies that the Axial Fans shown herein are licensed to bear the AMCA Seal. The ratings shown are based on tests and procedures performed in accordance with AMCA Publication 211 and comply with the requirements of the AMCA Certified Ratings Program. Performance certified is for Installation Type D: Ducted Inlet, Ducted Outlet. Performance ratings do not include the effects of appurtenances (accessories).



Zone		In-duct Sound Power Level (SWL) re 1pW									SPL dBA @ 3m*
		63Hz	125Hz	250Hz	500Hz	1kHz	2kHz	4kHz	8kHz	Total	
1	Inlet	77	74	67	63	60	58	53	47	79	46
	Outlet	74	75	68	63	59	59	53	48	78	46
2	Inlet	62	69	64	61	60	59	56	50	72	45
	Outlet	63	67	65	61	59	59	56	51	71	45
3	Inlet	65	70	61	63	61	60	58	54	73	46
	Outlet	66	66	60	62	61	60	59	56	71	46
4	Inlet	59	66	63	63	62	60	54	46	71	46
	Outlet	59	64	64	63	62	60	53	47	70	46
5	Inlet	61	69	59	60	60	59	54	48	71	44
	Outlet	61	65	59	60	59	58	54	49	69	44
6	Inlet	64	71	61	62	61	60	57	53	73	46
	Outlet	64	67	61	62	61	60	58	55	71	46
7	Inlet	57	63	56	58	56	56	51	45	67	41
	Outlet	55	60	56	61	56	56	50	44	66	42
8	Inlet	61	70	61	60	61	60	54	47	72	45
	Outlet	60	66	60	60	60	60	53	47	70	45
9	Inlet	65	73	63	62	61	60	57	51	75	46
	Outlet	64	69	63	62	61	60	57	53	72	46

*Sound Pressure Level (SPL) is average spherical free-field re 20μPa, for comparative use only.
Power rating (watts, kW or BHP) does not include transmission losses.
The AMCA certified ratings seal applies to air performance only.



500-181-3

960 r/min



Nominal Diameter

500mm



Hub Type

181



Number of Blades

3



BS ISO 5801:2017

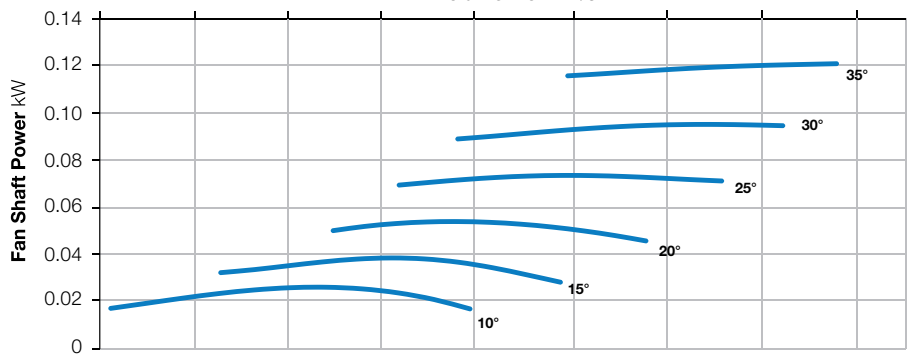
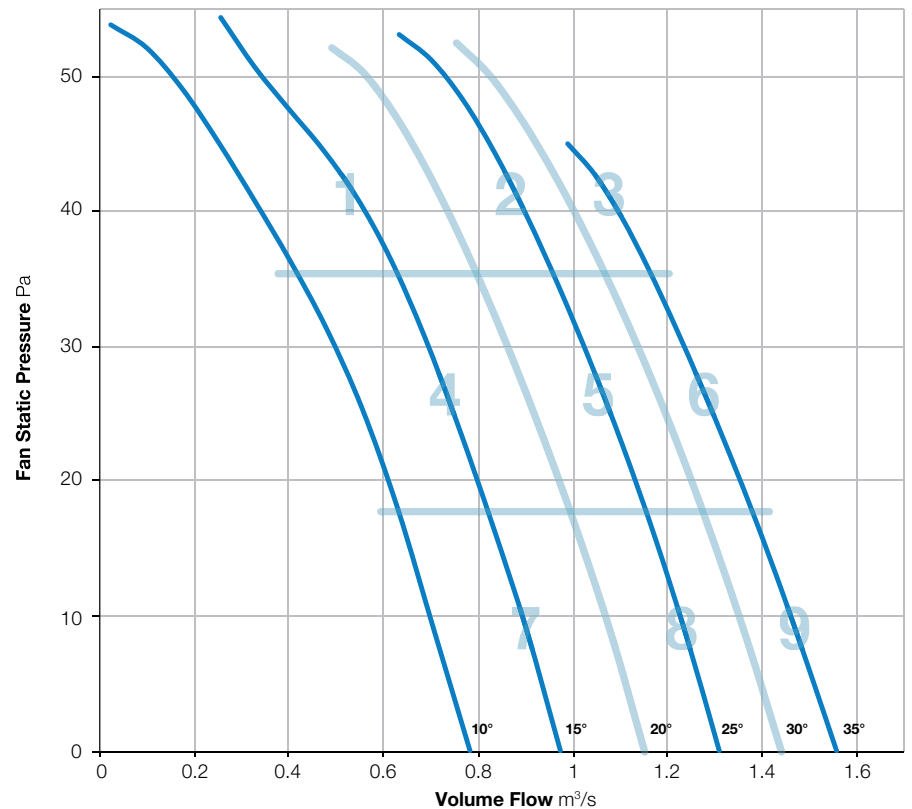
BS EN ISO 5136:2009

Type D installation

Form B



Elta Fans Limited certifies that the Axial Fans shown herein are licensed to bear the AMCA Seal. The ratings shown are based on tests and procedures performed in accordance with AMCA Publication 211 and comply with the requirements of the AMCA Certified Ratings Program. Performance certified is for Installation Type D: Ducted Inlet, Ducted Outlet. Performance ratings do not include the effects of appurtenances (accessories).



Zone		In-duct Sound Power Level (SWL) re 1pW									SPL dBA @ 3m*
		63Hz	125Hz	250Hz	500Hz	1kHz	2kHz	4kHz	8kHz	Total	
1	Inlet	72	71	66	62	58	57	53	49	75	45
	Outlet	73	71	66	61	58	57	53	51	76	44
2	Inlet	66	66	61	59	57	57	55	53	71	43
	Outlet	68	65	62	58	57	57	55	55	71	43
3	Inlet	68	66	60	59	58	58	55	54	71	44
	Outlet	71	63	60	60	58	59	57	56	73	45
4	Inlet	65	68	68	62	58	56	52	47	73	44
	Outlet	67	68	69	62	58	56	52	48	73	45
5	Inlet	64	66	58	57	56	58	53	51	70	42
	Outlet	68	63	58	57	56	58	53	54	70	43
6	Inlet	70	67	61	60	58	58	55	53	73	44
	Outlet	74	64	62	59	58	58	56	55	75	44
7	Inlet	62	63	54	58	55	55	49	43	67	40
	Outlet	65	61	54	56	54	55	49	43	68	40
8	Inlet	66	68	58	58	58	58	53	52	71	43
	Outlet	68	65	58	57	57	57	53	55	71	43
9	Inlet	70	69	61	60	59	58	55	52	73	44
	Outlet	74	66	61	60	58	58	56	54	75	44

*Sound Pressure Level (SPL) is average spherical free-field re 20μPa, for comparative use only.
Power rating (watts, kW or BHP) does not include transmission losses.
The AMCA certified ratings seal applies to air performance only.



500-181-6

960 r/min



Nominal Diameter

500mm



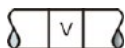
Hub Type

181



Number of Blades

6

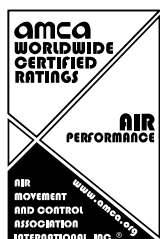


BS ISO 5801:2017

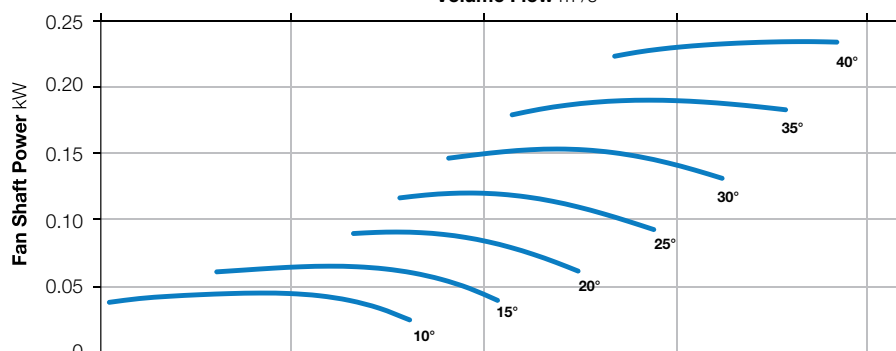
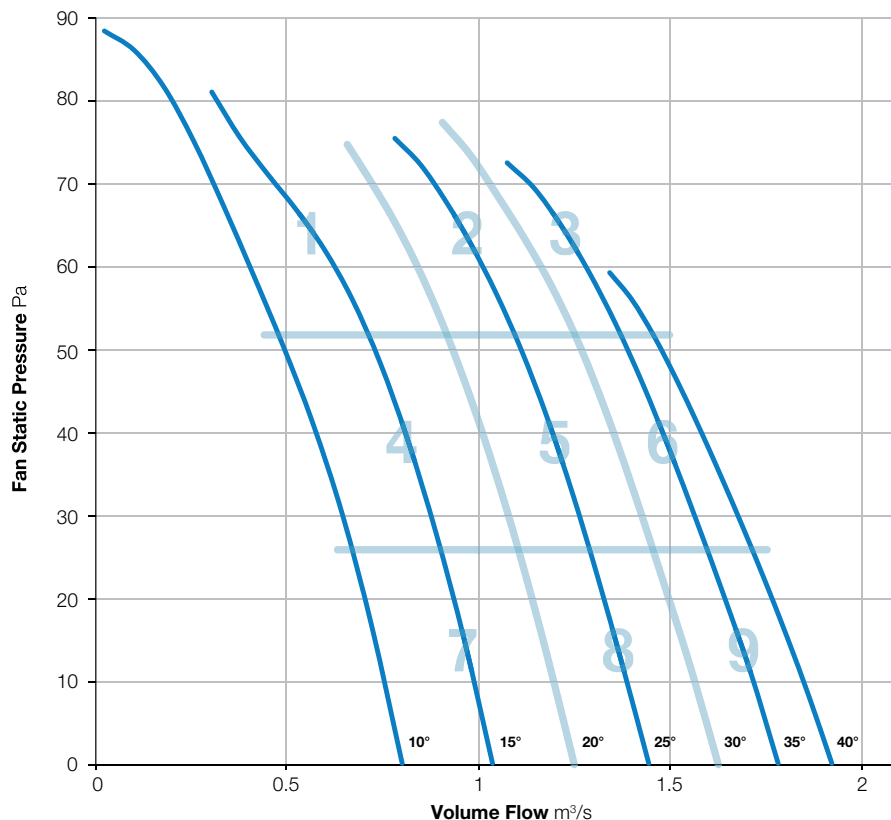
BS EN ISO 5136:2009

Type D installation

Form B



Elta Fans Limited certifies that the Axial Fans shown herein are licensed to bear the AMCA Seal. The ratings shown are based on tests and procedures performed in accordance with AMCA Publication 211 and comply with the requirements of the AMCA Certified Ratings Program. Performance certified is for Installation Type D: Ducted Inlet, Ducted Outlet. Performance ratings do not include the effects of appurtenances (accessories).



Zone		In-duct Sound Power Level (SWL) re 1pW									SPL dBA @ 3m*
		63Hz	125Hz	250Hz	500Hz	1kHz	2kHz	4kHz	8kHz	Total	
1	Inlet	65	73	72	67	62	59	53	46	77	48
	Outlet	65	73	73	67	62	59	53	47	77	49
2	Inlet	66	67	62	61	60	59	57	52	72	45
	Outlet	67	65	62	61	60	60	57	53	71	45
3	Inlet	70	66	63	63	61	61	58	53	73	47
	Outlet	70	65	64	63	61	62	59	55	73	47
4	Inlet	60	64	58	60	60	58	53	46	68	44
	Outlet	62	63	59	60	59	58	52	46	68	43
5	Inlet	62	66	59	60	60	59	55	48	70	44
	Outlet	68	64	59	60	60	59	55	50	71	44
6	Inlet	70	67	63	62	61	60	57	52	73	46
	Outlet	71	67	64	61	61	61	58	54	74	46
7	Inlet	61	63	55	58	57	56	51	44	67	41
	Outlet	64	63	56	58	56	56	50	44	68	41
8	Inlet	63	67	60	60	61	60	55	47	71	45
	Outlet	67	65	60	60	60	60	54	48	71	45
9	Inlet	70	70	63	62	62	61	57	52	74	47
	Outlet	72	69	64	62	62	61	57	53	75	47

*Sound Pressure Level (SPL) is average spherical free-field re 20μPa, for comparative use only.
Power rating (watts, kW or BHP) does not include transmission losses.
The AMCA certified ratings seal applies to air performance only.



500-181-9

960 r/min



Nominal Diameter

500mm



Hub Type

181



Number of Blades

9

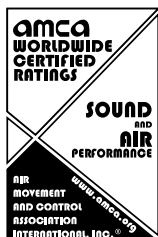


BS ISO 5801:2017

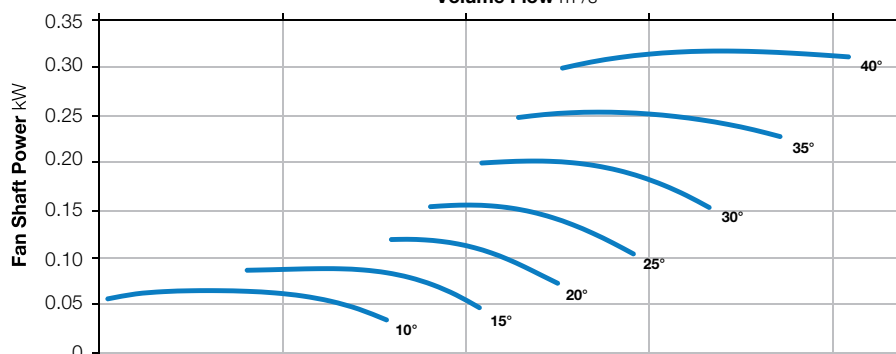
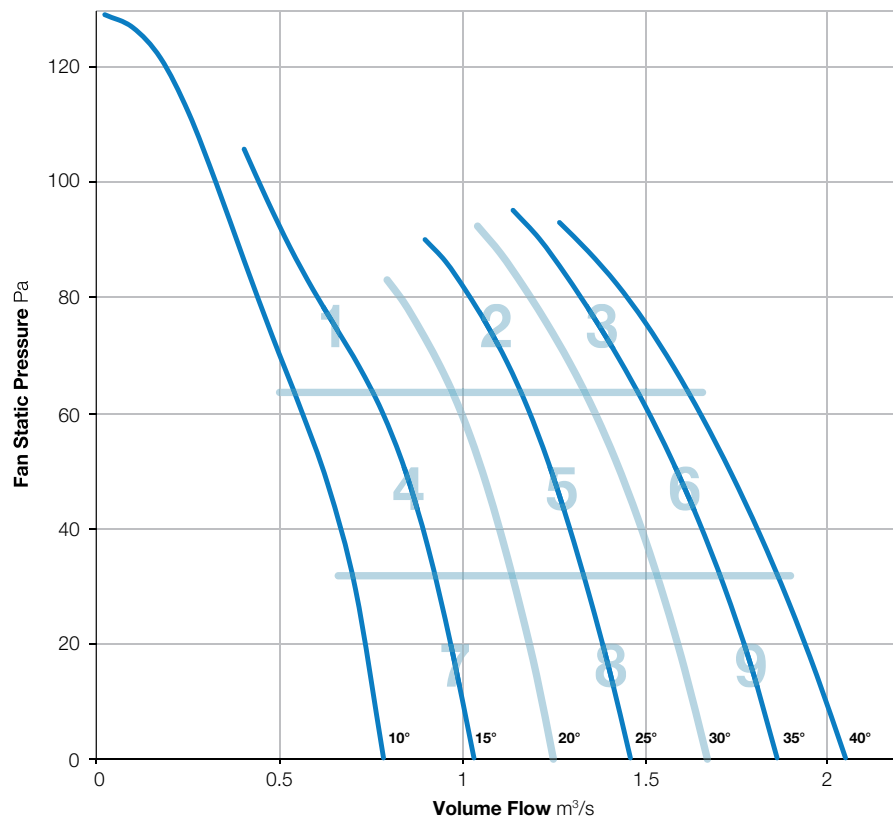
BS ISO 13347-2:2004

Type D installation

Form B



Elta Fans Limited certifies that the Axial Fans shown herein are licensed to bear the AMCA Seal. The ratings shown are based on tests and procedures performed in accordance with AMCA Publications 211 & 311 and comply with the requirements of the AMCA Certified Ratings Program. Performance certified is for Installation Type D: Ducted Inlet, Ducted Outlet. Performance ratings do not include the effects of appurtenances (accessories).



Zone		In-duct Sound Power Level (SWL) re 1pW									SPL dBA @ 3m*
		63Hz	125Hz	250Hz	500Hz	1kHz	2kHz	4kHz	8kHz	Total	
1	Inlet	71	75	73	72	67	62	57	52	79	52
	Outlet	73	77	74	71	66	62	56	52	81	52
2	Inlet	67	69	62	68	65	63	59	55	74	50
	Outlet	68	71	64	69	68	63	58	55	76	51
3	Inlet	68	72	65	68	65	62	60	58	76	50
	Outlet	71	74	66	70	62	61	59	58	77	50
4	Inlet	66	68	61	69	64	62	57	52	74	49
	Outlet	65	69	62	68	64	62	56	51	74	49
5	Inlet	66	70	63	68	66	64	59	53	75	50
	Outlet	69	72	66	71	69	64	58	54	77	52
6	Inlet	69	73	66	68	66	63	59	56	77	50
	Outlet	74	75	68	71	63	61	58	57	79	51
7	Inlet	66	69	62	69	63	62	56	51	74	49
	Outlet	68	71	64	69	63	62	55	50	75	49
8	Inlet	69	72	65	69	66	65	60	53	76	51
	Outlet	72	74	68	70	68	64	58	52	78	52
9	Inlet	70	75	68	69	67	64	60	55	78	51
	Outlet	76	76	69	72	66	64	59	56	80	52

*Sound Pressure Level (SPL) is average spherical free-field re 20μPa, for comparative use only. dBA levels are not licensed by AMCA International.

Power rating (watts, kW or BHP) does not include transmission losses.

The sound power level ratings shown are in decibels, referred to 10⁻¹² watts, calculated per AMCA Standard 301. Values shown are for inlet L_{wa} and outlet L_{wo} sound power levels for Installation Type D: ducted inlet, ducted outlet. Ratings include the effect of duct end correction.



500-182-6

960 r/min



Nominal Diameter

500mm



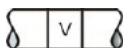
Hub Type

182



Number of Blades

6



BS ISO 5801:2017

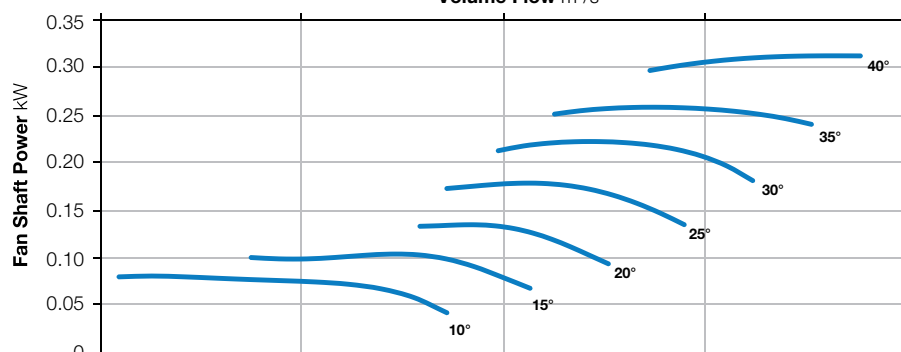
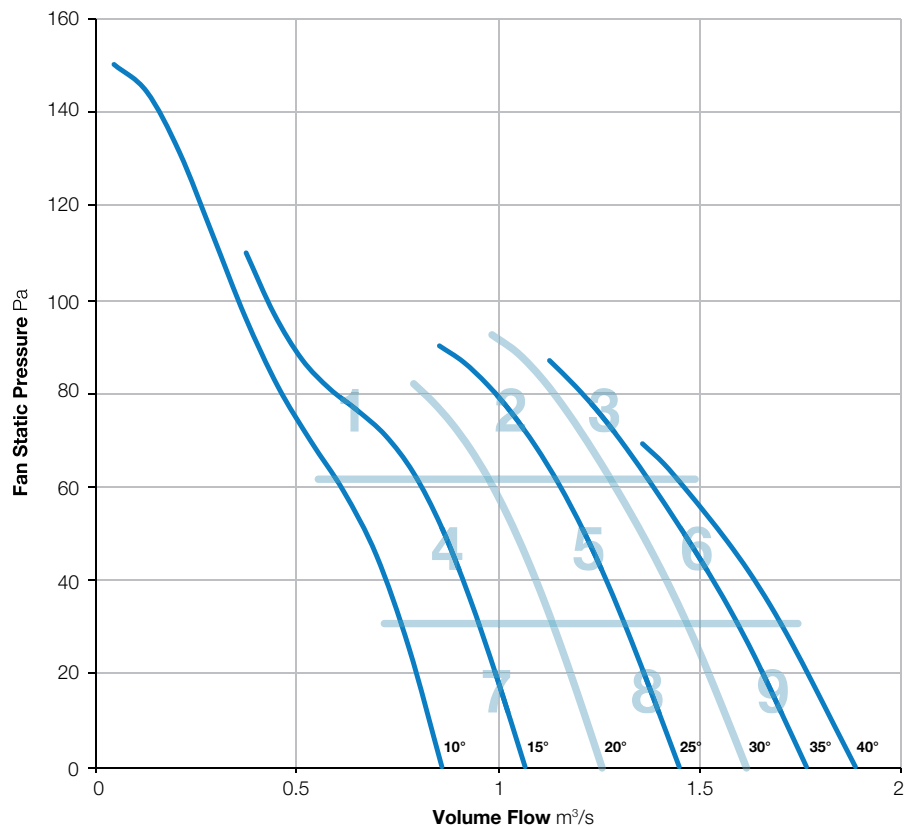
BS EN ISO 5136:2009

Type D installation

Form B



Elta Fans Limited certifies that the Axial Fans shown herein are licensed to bear the AMCA Seal. The ratings shown are based on tests and procedures performed in accordance with AMCA Publication 211 and comply with the requirements of the AMCA Certified Ratings Program. Performance certified is for Installation Type D: Ducted Inlet, Ducted Outlet. Performance ratings do not include the effects of appurtenances (accessories).



Zone		In-duct Sound Power Level (SWL) re 1pW									SPL dBA @ 3m*
		63Hz	125Hz	250Hz	500Hz	1kHz	2kHz	4kHz	8kHz	Total	
1	Inlet	For sound data please contact Elta Fans.									
	Outlet										
2	Inlet										
	Outlet										
3	Inlet										
	Outlet										
4	Inlet										
	Outlet										
5	Inlet										
	Outlet										
6	Inlet										
	Outlet										
7	Inlet										
	Outlet										
8	Inlet										
	Outlet										
9	Inlet										
	Outlet										

*Sound Pressure Level (SPL) is average spherical free-field re 20μPa, for comparative use only.
Power rating (watts, kW or BHP) does not include transmission losses.
The AMCA certified ratings seal applies to air performance only.



500-131-3

1440 r/min



Nominal Diameter

500mm



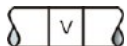
Hub Type

131



Number of Blades

3



BS ISO 5801:2017

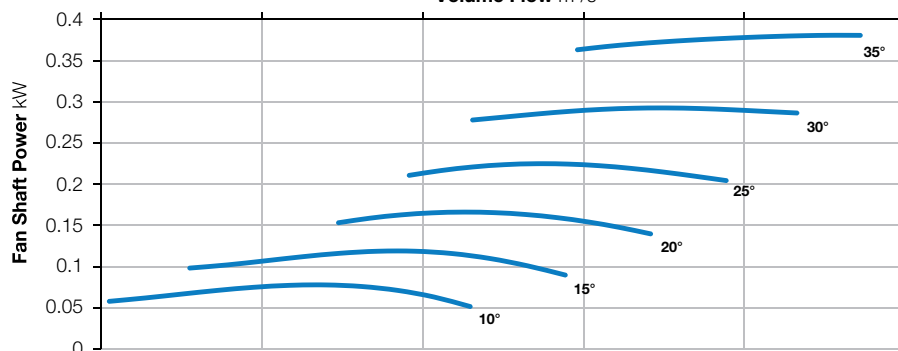
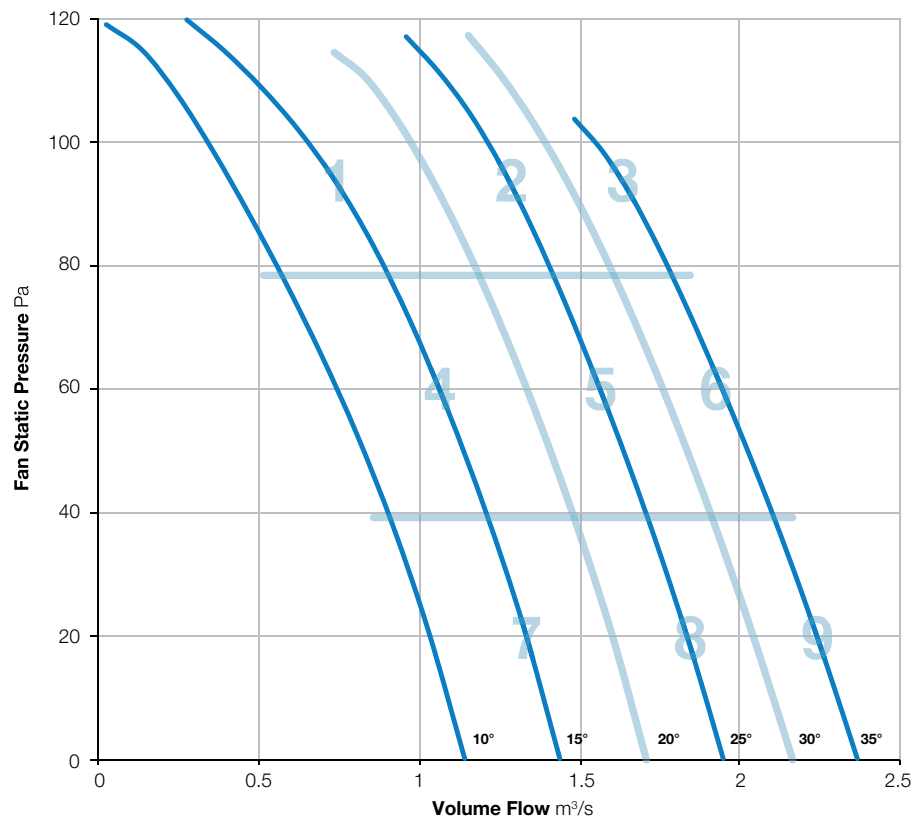
BS EN ISO 5136:2009

Type D installation

Form B



Elta Fans Limited certifies that the Axial Fans shown herein are licensed to bear the AMCA Seal. The ratings shown are based on tests and procedures performed in accordance with AMCA Publication 211 and comply with the requirements of the AMCA Certified Ratings Program. Performance certified is for Installation Type D: Ducted Inlet, Ducted Outlet. Performance ratings do not include the effects of appurtenances (accessories).



Zone		In-duct Sound Power Level (SWL) re 1pW									SPL dBA @ 3m*
		63Hz	125Hz	250Hz	500Hz	1kHz	2kHz	4kHz	8kHz	Total	
1	Inlet	79	80	78	74	70	68	65	61	85	56
	Outlet	79	80	78	74	70	68	65	62	85	56
2	Inlet	74	72	67	66	67	65	62	59	78	51
	Outlet	73	72	67	65	66	65	63	62	77	51
3	Inlet	79	81	75	73	71	69	66	62	85	56
	Outlet	79	81	75	73	71	70	67	64	85	57
4	Inlet	73	70	71	71	68	66	62	56	78	53
	Outlet	68	70	71	71	67	65	62	58	77	52
5	Inlet	75	73	67	65	67	64	62	58	78	51
	Outlet	72	72	67	64	65	64	62	61	77	50
6	Inlet	80	74	68	69	69	68	65	63	82	54
	Outlet	78	74	67	70	68	68	67	66	81	54
7	Inlet	72	69	65	62	64	64	62	54	75	49
	Outlet	69	69	65	62	63	63	61	54	74	48
8	Inlet	78	74	68	65	67	65	63	59	80	51
	Outlet	75	74	68	65	65	65	62	62	79	51
9	Inlet	82	76	70	71	69	68	65	62	84	54
	Outlet	80	76	69	70	68	68	66	65	82	54

*Sound Pressure Level (SPL) is average spherical free-field re 20μPa, for comparative use only.
Power rating (watts, kW or BHP) does not include transmission losses.
The AMCA certified ratings seal applies to air performance only.



500-131-6

1440 r/min



Nominal Diameter

500mm



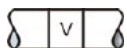
Hub Type

131



Number of Blades

6



BS ISO 5801:2017

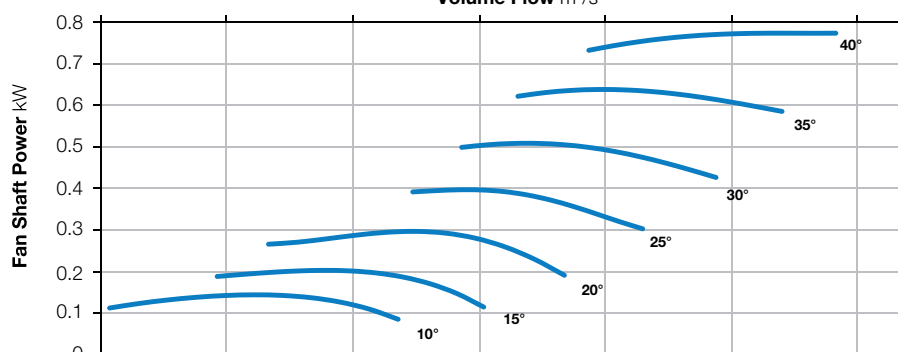
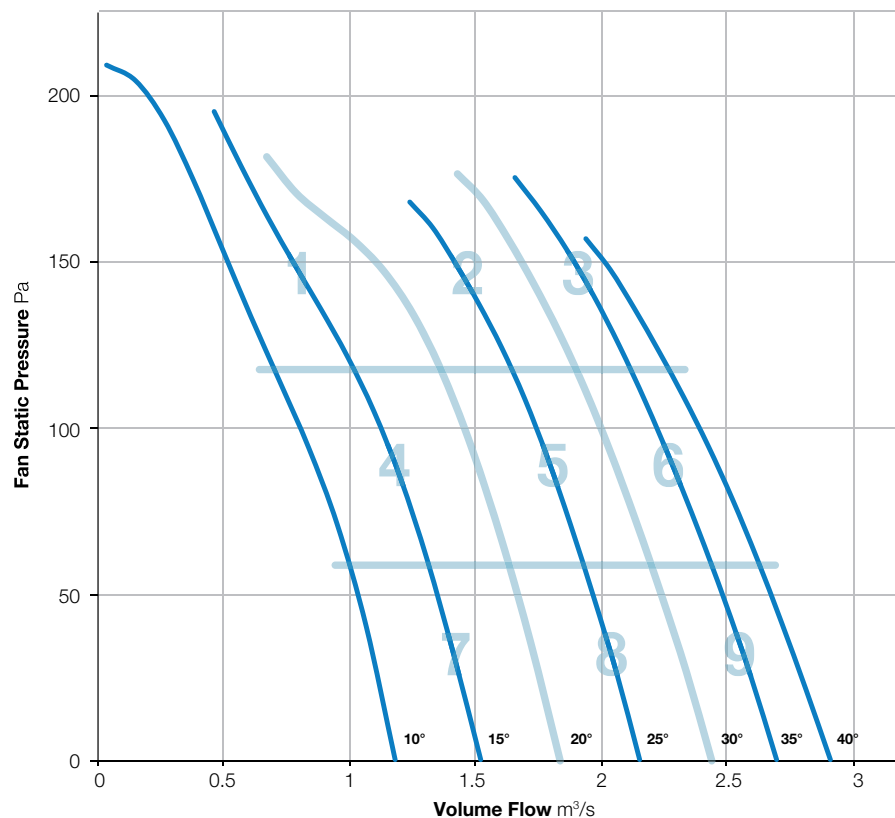
BS EN ISO 5136:2009

Type D installation

Form B



Elta Fans Limited certifies that the Axial Fans shown herein are licensed to bear the AMCA Seal. The ratings shown are based on tests and procedures performed in accordance with AMCA Publication 211 and comply with the requirements of the AMCA Certified Ratings Program. Performance certified is for Installation Type D: Ducted Inlet, Ducted Outlet. Performance ratings do not include the effects of appurtenances (accessories).



Zone		In-duct Sound Power Level (SWL) re 1pW									SPL dBA @ 3m*
		63Hz	125Hz	250Hz	500Hz	1kHz	2kHz	4kHz	8kHz	Total	
1	Inlet	72	82	81	76	71	68	65	58	86	58
	Outlet	71	82	82	75	71	69	65	59	86	58
2	Inlet	70	74	76	75	71	69	66	60	81	56
	Outlet	71	75	76	74	71	69	67	63	81	56
3	Inlet	73	75	70	71	72	70	67	64	80	56
	Outlet	74	75	69	74	70	70	68	66	81	56
4	Inlet	65	71	70	72	72	71	66	58	79	56
	Outlet	67	72	72	73	72	71	65	59	79	56
5	Inlet	67	75	67	66	68	67	65	58	78	53
	Outlet	69	75	66	66	67	67	64	60	78	52
6	Inlet	72	77	70	71	71	69	67	63	81	55
	Outlet	74	77	70	72	70	70	67	65	81	56
7	Inlet	63	70	63	66	66	67	65	57	75	52
	Outlet	61	70	64	65	65	67	64	57	74	51
8	Inlet	67	75	68	67	68	68	65	58	78	53
	Outlet	67	75	67	66	67	68	64	58	78	52
9	Inlet	73	79	71	71	70	69	67	61	82	55
	Outlet	73	79	71	71	70	69	67	64	82	55

*Sound Pressure Level (SPL) is average spherical free-field re 20μPa, for comparative use only.
Power rating (watts, kW or BHP) does not include transmission losses.
The AMCA certified ratings seal applies to air performance only.



500-181-3

1440 r/min



Nominal Diameter

500mm



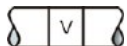
Hub Type

181



Number of Blades

3



BS ISO 5801:2017

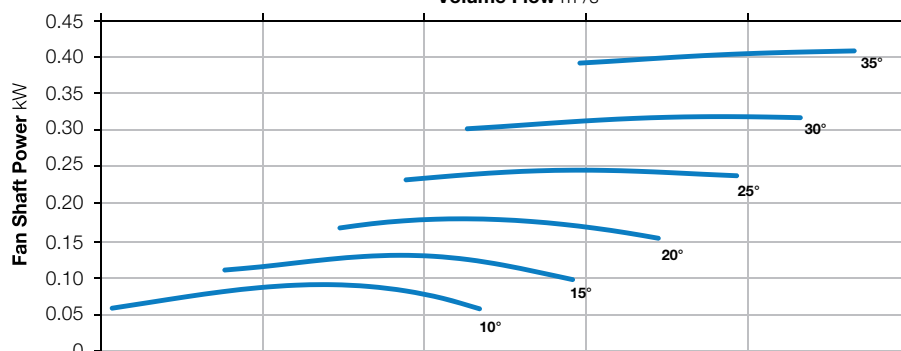
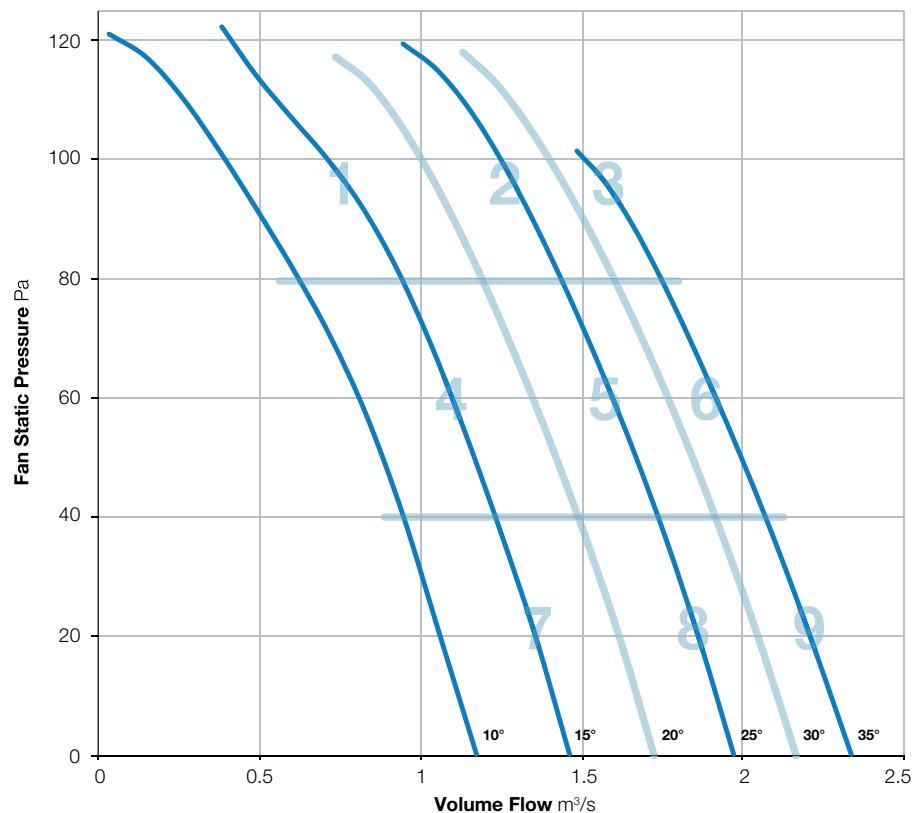
BS EN ISO 5136:2009

Type D installation

Form B



Elta Fans Limited certifies that the Axial Fans shown herein are licensed to bear the AMCA Seal. The ratings shown are based on tests and procedures performed in accordance with AMCA Publication 211 and comply with the requirements of the AMCA Certified Ratings Program. Performance certified is for Installation Type D: Ducted Inlet, Ducted Outlet. Performance ratings do not include the effects of appurtenances (accessories).



Zone		In-duct Sound Power Level (SWL) re 1pW									SPL dBA @ 3m*
		63Hz	125Hz	250Hz	500Hz	1kHz	2kHz	4kHz	8kHz	Total	
1	Inlet	79	80	78	74	70	68	65	61	85	56
	Outlet	79	80	78	74	70	68	65	62	85	56
2	Inlet	74	72	67	66	67	65	62	59	78	51
	Outlet	73	72	67	65	66	65	63	62	77	51
3	Inlet	79	81	75	73	71	69	66	62	85	56
	Outlet	79	81	75	73	71	70	67	64	85	57
4	Inlet	73	70	71	71	68	66	62	56	78	53
	Outlet	68	70	71	71	67	65	62	58	77	52
5	Inlet	75	73	67	65	67	64	62	58	78	51
	Outlet	72	72	67	64	65	64	62	61	77	50
6	Inlet	80	74	68	69	69	68	65	63	82	54
	Outlet	78	74	67	70	68	68	67	66	81	54
7	Inlet	72	69	65	62	64	64	62	54	75	49
	Outlet	69	69	65	62	63	63	61	54	74	48
8	Inlet	78	74	68	65	67	65	63	59	80	51
	Outlet	75	74	68	65	65	65	62	62	79	51
9	Inlet	82	76	70	71	69	68	65	62	84	54
	Outlet	80	76	69	70	68	68	66	65	82	54

*Sound Pressure Level (SPL) is average spherical free-field re 20μPa, for comparative use only.
Power rating (watts, kW or BHP) does not include transmission losses.
The AMCA certified ratings seal applies to air performance only.



500-181-6

1440 r/min



Nominal Diameter

500mm



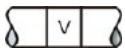
Hub Type

181



Number of Blades

6



BS ISO 5801:2017

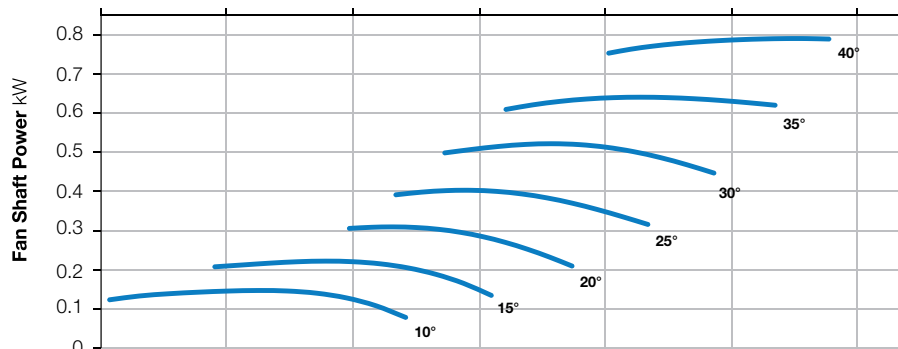
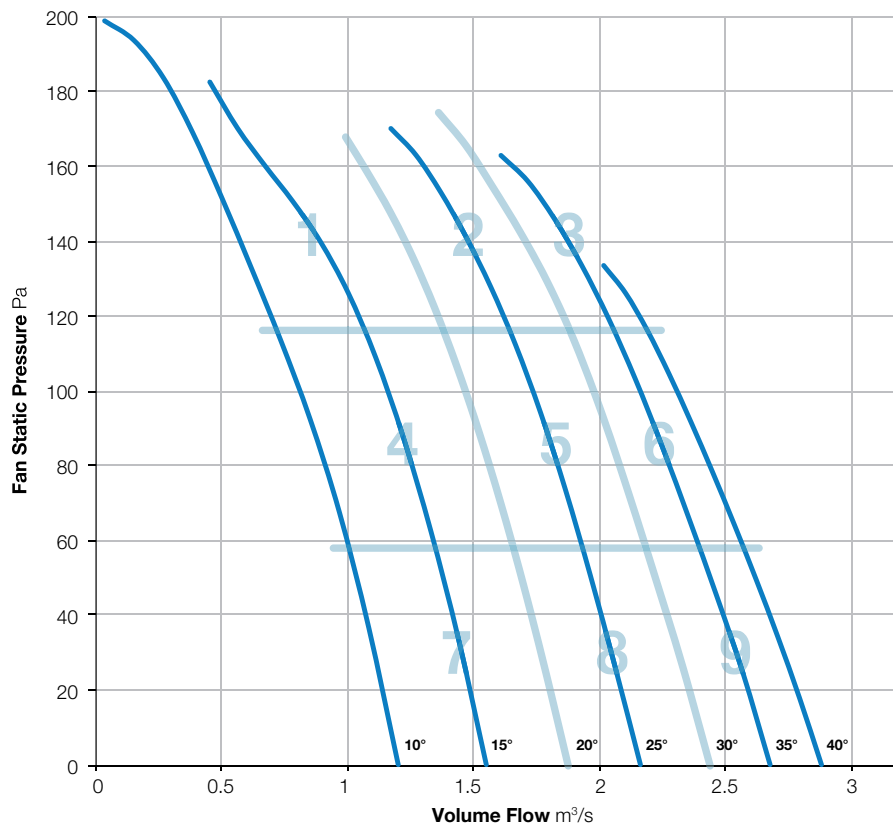
BS EN ISO 5136:2009

Type D installation

Form B



Elta Fans Limited certifies that the Axial Fans shown herein are licensed to bear the AMCA Seal. The ratings shown are based on tests and procedures performed in accordance with AMCA Publication 211 and comply with the requirements of the AMCA Certified Ratings Program. Performance certified is for Installation Type D: Ducted Inlet, Ducted Outlet. Performance ratings do not include the effects of appurtenances (accessories).



Zone		In-duct Sound Power Level (SWL) re 1pW									SPL dBA @ 3m*
		63Hz	125Hz	250Hz	500Hz	1kHz	2kHz	4kHz	8kHz	Total	
1	Inlet	73	79	81	79	74	70	65	58	85	59
	Outlet	72	79	82	78	74	70	65	59	86	59
2	Inlet	73	73	69	69	69	68	66	64	79	54
	Outlet	75	72	69	69	69	68	66	64	79	54
3	Inlet	79	75	71	73	72	71	68	64	83	57
	Outlet	78	74	71	74	71	71	69	66	82	57
4	Inlet	71	68	69	68	69	68	65	58	77	53
	Outlet	69	68	69	67	68	68	65	58	76	53
5	Inlet	75	72	69	67	69	68	66	61	79	54
	Outlet	76	72	68	67	68	68	65	62	79	53
6	Inlet	81	75	73	72	70	70	67	62	83	56
	Outlet	80	74	73	72	70	70	68	65	83	56
7	Inlet	71	67	69	66	67	67	65	57	76	52
	Outlet	69	68	69	66	66	67	64	57	76	52
8	Inlet	75	72	70	67	68	68	66	59	79	53
	Outlet	74	72	69	68	68	68	65	60	79	53
9	Inlet	82	76	74	72	70	70	67	61	84	56
	Outlet	81	75	74	72	70	70	68	64	84	56

*Sound Pressure Level (SPL) is average spherical free-field re 20μPa, for comparative use only.
Power rating (watts, kW or BHP) does not include transmission losses.
The AMCA certified ratings seal applies to air performance only.



500-181-9

1440 r/min



Nominal Diameter

500mm



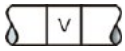
Hub Type

181



Number of Blades

9



BS ISO 5801:2017

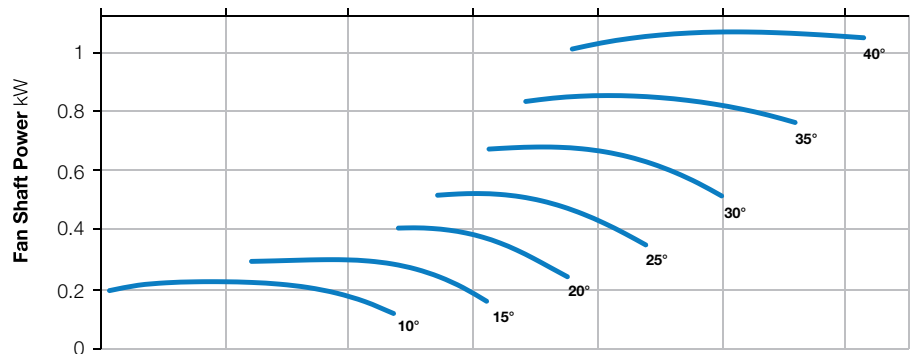
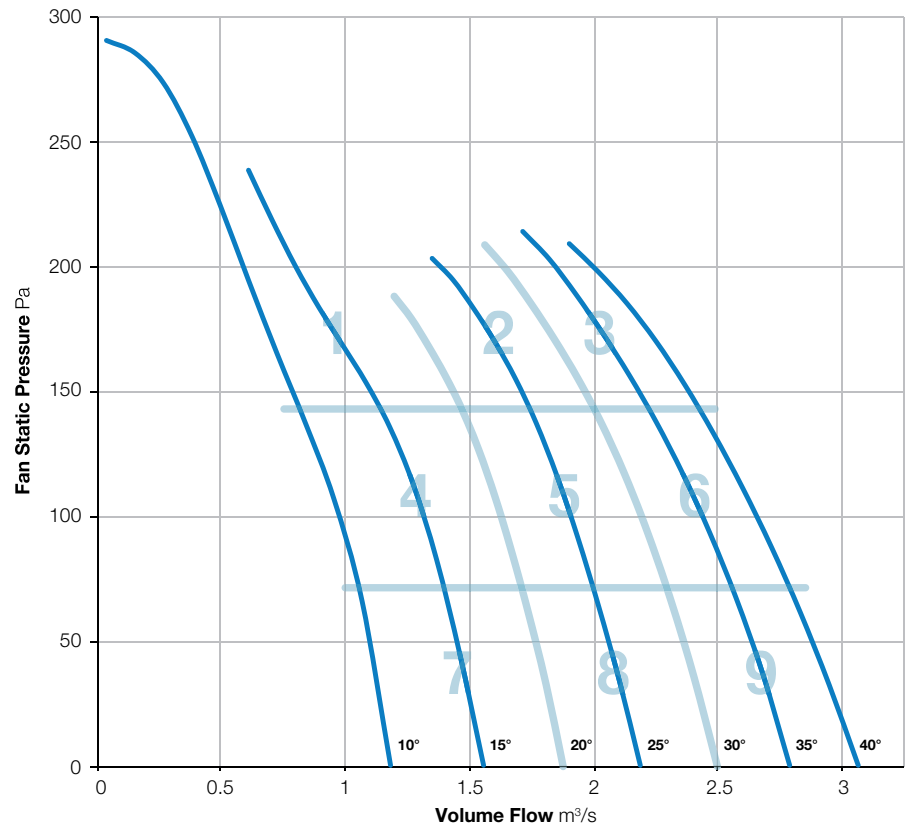
BS ISO 13347-2:2004

Type D installation

Form B



Elta Fans Limited certifies that the Axial Fans shown herein are licensed to bear the AMCA Seal. The ratings shown are based on tests and procedures performed in accordance with AMCA Publications 211 & 311 and comply with the requirements of the AMCA Certified Ratings Program. Performance certified is for Installation Type D: Ducted Inlet, Ducted Outlet. Performance ratings do not include the effects of appurtenances (accessories).



Zone		In-duct Sound Power Level (SWL) re 1pW									SPL dBA @ 3m*
		63Hz	125Hz	250Hz	500Hz	1kHz	2kHz	4kHz	8kHz	Total	
1	Inlet	74	82	82	83	77	72	68	63	88	63
	Outlet	79	89	83	82	76	72	68	67	91	62
2	Inlet	72	73	80	72	70	69	67	64	82	56
	Outlet	78	83	80	74	70	69	66	66	86	57
3	Inlet	76	76	80	75	72	69	67	66	84	58
	Outlet	80	77	79	75	72	70	68	68	85	58
4	Inlet	67	68	77	70	71	70	68	64	80	56
	Outlet	72	71	77	70	70	69	66	63	81	55
5	Inlet	73	73	80	73	71	70	68	64	83	57
	Outlet	80	75	79	73	70	70	66	64	84	57
6	Inlet	76	76	81	75	72	70	68	65	84	58
	Outlet	80	78	81	77	73	71	68	67	86	59
7	Inlet	69	72	79	73	72	72	70	64	82	58
	Outlet	75	73	80	73	71	71	68	64	83	57
8	Inlet	75	77	80	74	72	71	69	64	84	58
	Outlet	80	78	81	74	72	71	68	64	85	58
9	Inlet	77	78	81	76	73	71	69	65	85	59
	Outlet	81	79	82	77	74	72	69	66	87	60

*Sound Pressure Level (SPL) is average spherical free-field re 20μPa, for comparative use only. dBA levels are not licensed by AMCA International.

Power rating (watts, kW or BHP) does not include transmission losses.

The sound power level ratings shown are in decibels, referred to 10⁻¹² watts, calculated per AMCA Standard 301. Values shown are for inlet L_{wa} and outlet L_{wo} sound power levels for Installation Type D: ducted inlet, ducted outlet. Ratings include the effect of duct end correction.



500-182-6

1440 r/min



Nominal Diameter

500mm



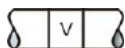
Hub Type

182



Number of Blades

6

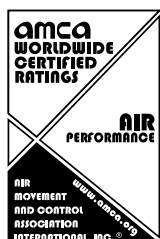


BS ISO 5801:2017

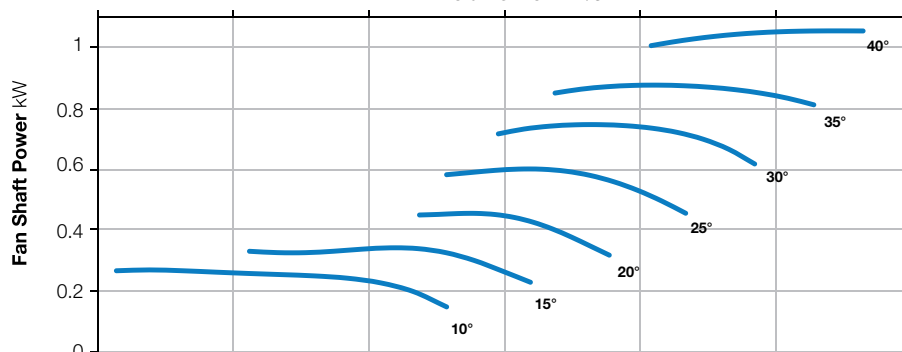
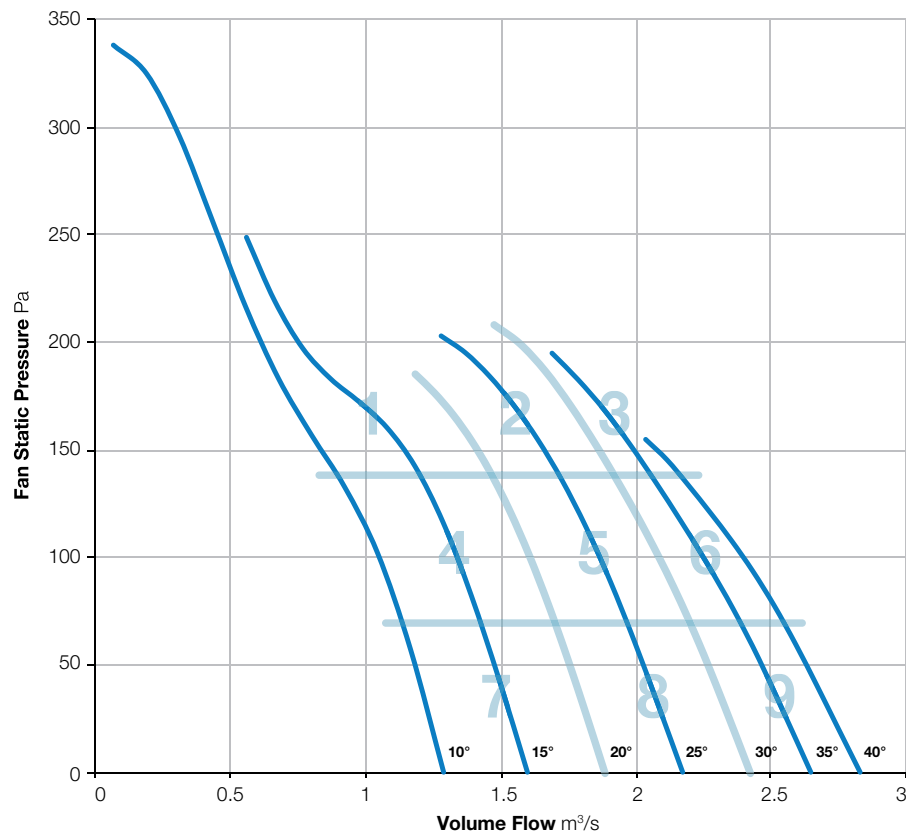
BS EN ISO 5136:2009

Type D installation

Form B



Elta Fans Limited certifies that the Axial Fans shown herein are licensed to bear the AMCA Seal. The ratings shown are based on tests and procedures performed in accordance with AMCA Publication 211 and comply with the requirements of the AMCA Certified Ratings Program. Performance certified is for Installation Type D: Ducted Inlet, Ducted Outlet. Performance ratings do not include the effects of appurtenances (accessories).



Zone		In-duct Sound Power Level (SWL) re 1pW									SPL dBA @ 3m*
		63Hz	125Hz	250Hz	500Hz	1kHz	2kHz	4kHz	8kHz	Total	
1	Inlet	For sound data please contact Elta Fans.									
	Outlet										
2	Inlet										
	Outlet										
3	Inlet										
	Outlet										
4	Inlet										
	Outlet										
5	Inlet										
	Outlet										
6	Inlet										
	Outlet										
7	Inlet										
	Outlet										
8	Inlet										
	Outlet										
9	Inlet										
	Outlet										

*Sound Pressure Level (SPL) is average spherical free-field re 20μPa, for comparative use only.
Power rating (watts, kW or BHP) does not include transmission losses.
The AMCA certified ratings seal applies to air performance only.



500-131-3

2880 r/min



Nominal Diameter

500mm



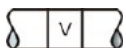
Hub Type

131



Number of Blades

3

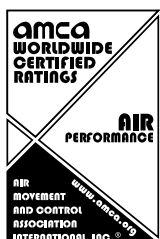


BS ISO 5801:2017

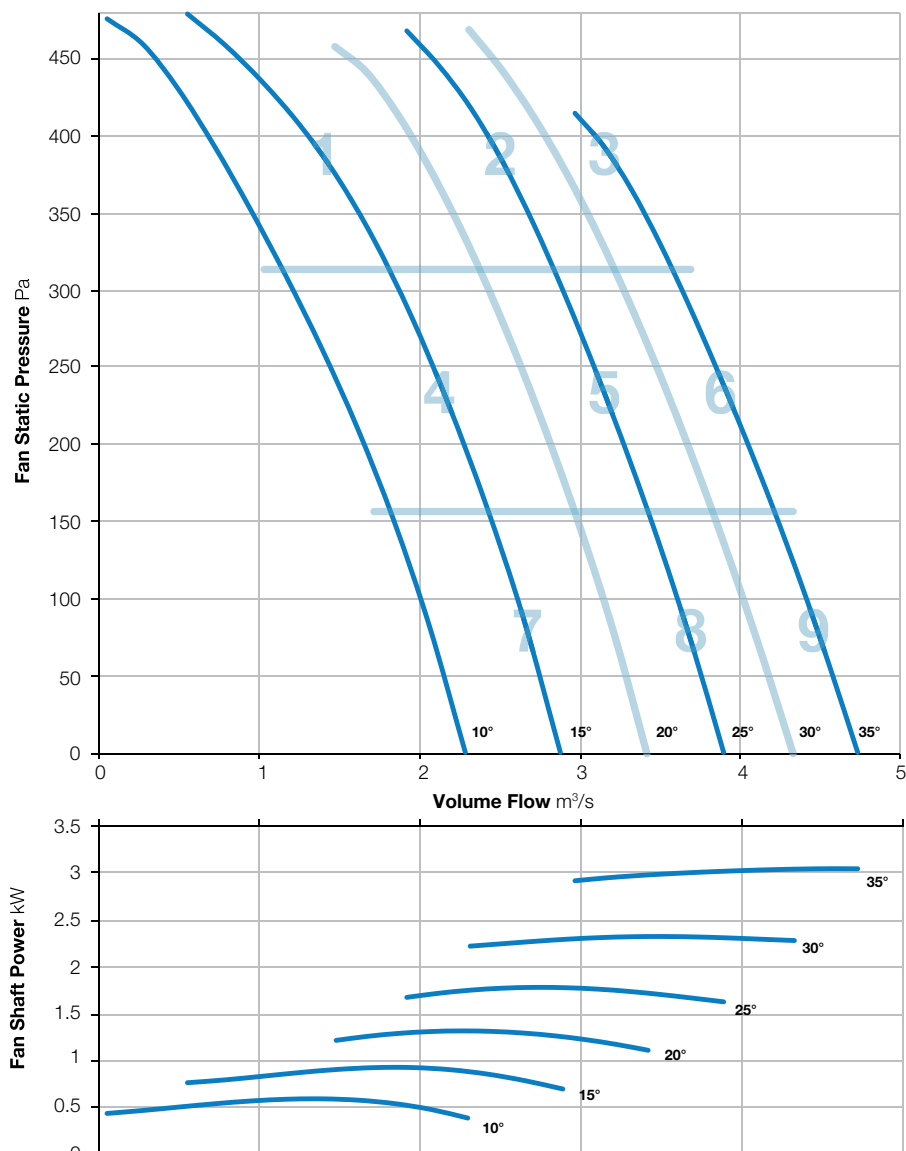
BS EN ISO 5136:2009

Type D installation

Form B



Elta Fans Limited certifies that the Axial Fans shown herein are licensed to bear the AMCA Seal. The ratings shown are based on tests and procedures performed in accordance with AMCA Publication 211 and comply with the requirements of the AMCA Certified Ratings Program. Performance certified is for Installation Type D: Ducted Inlet, Ducted Outlet. Performance ratings do not include the effects of appurtenances (accessories).



Zone		In-duct Sound Power Level (SWL) re 1pW									SPL dBA @ 3m*
		63Hz	125Hz	250Hz	500Hz	1kHz	2kHz	4kHz	8kHz	Total	
1	Inlet	For sound data please contact Elta Fans.									
	Outlet										
2	Inlet										
	Outlet										
3	Inlet										
	Outlet										
4	Inlet										
	Outlet										
5	Inlet										
	Outlet										
6	Inlet										
	Outlet										
7	Inlet										
	Outlet										
8	Inlet										
	Outlet										
9	Inlet										
	Outlet										

*Sound Pressure Level (SPL) is average spherical free-field re 20µPa, for comparative use only.
Power rating (watts, kW or BHP) does not include transmission losses.
The AMCA certified ratings seal applies to air performance only.



500-131-6

2880 r/min



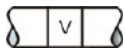
Nominal Diameter
500mm



Hub Type
131



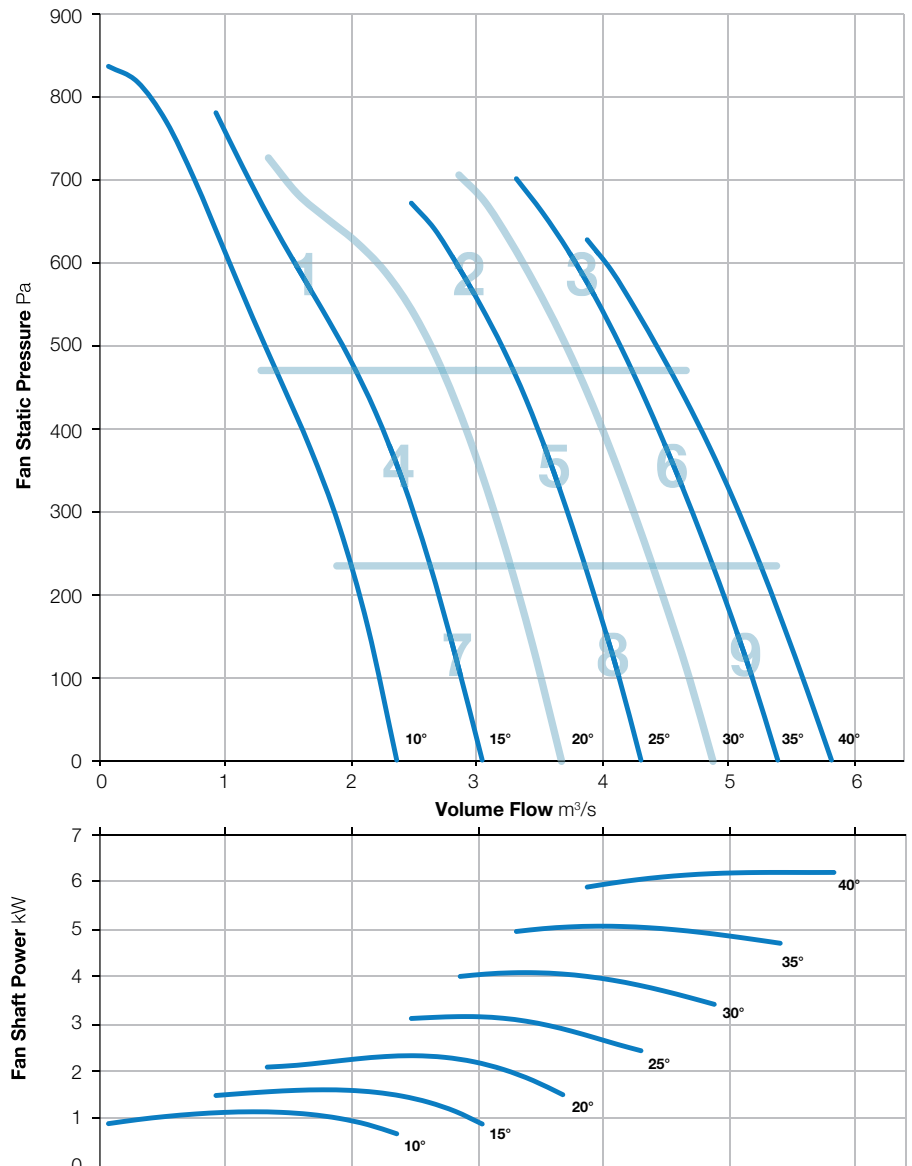
Number of Blades
6



BS ISO 5801:2017
BS EN ISO 5136:2009
Type D installation
Form B



Elta Fans Limited certifies that the Axial Fans shown herein are licensed to bear the AMCA Seal. The ratings shown are based on tests and procedures performed in accordance with AMCA Publication 211 and comply with the requirements of the AMCA Certified Ratings Program. Performance certified is for Installation Type D: Ducted Inlet, Ducted Outlet. Performance ratings do not include the effects of appurtenances (accessories).



Zone		In-duct Sound Power Level (SWL) re 1pW									SPL dBA @ 3m*
		63Hz	125Hz	250Hz	500Hz	1kHz	2kHz	4kHz	8kHz	Total	
1	Inlet	80	82	85	98	95	90	83	79	101	78
	Outlet	81	82	85	97	95	90	84	80	100	78
2	Inlet	81	79	85	87	88	86	83	80	94	72
	Outlet	85	79	83	87	91	87	84	82	95	74
3	Inlet	84	86	89	85	90	89	88	85	97	75
	Outlet	87	84	85	82	92	90	87	85	97	75
4	Inlet	76	74	82	85	91	89	85	80	95	74
	Outlet	79	74	81	84	92	90	85	81	95	75
5	Inlet	83	77	88	83	84	83	81	78	92	69
	Outlet	85	78	84	83	83	86	81	79	92	70
6	Inlet	88	84	91	88	91	88	85	82	97	74
	Outlet	90	85	88	89	91	89	86	84	97	75
7	Inlet	77	71	83	78	81	82	81	78	89	67
	Outlet	78	71	82	78	80	82	80	78	89	67
8	Inlet	85	80	89	85	85	86	82	78	94	71
	Outlet	85	80	86	86	84	86	82	79	93	71
9	Inlet	89	86	93	89	89	88	83	80	98	74
	Outlet	90	87	91	91	90	90	84	83	98	75

*Sound Pressure Level (SPL) is average spherical free-field re 20μPa, for comparative use only.
Power rating (watts, kW or BHP) does not include transmission losses.
The AMCA certified ratings seal applies to air performance only.



500-181-3

2880 r/min



Nominal Diameter

500mm



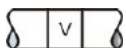
Hub Type

181



Number of Blades

3

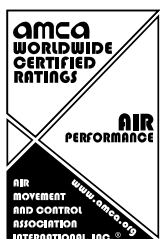


BS ISO 5801:2017

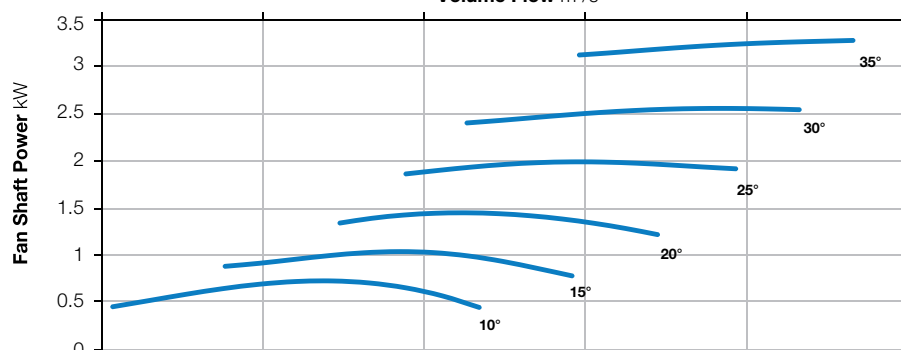
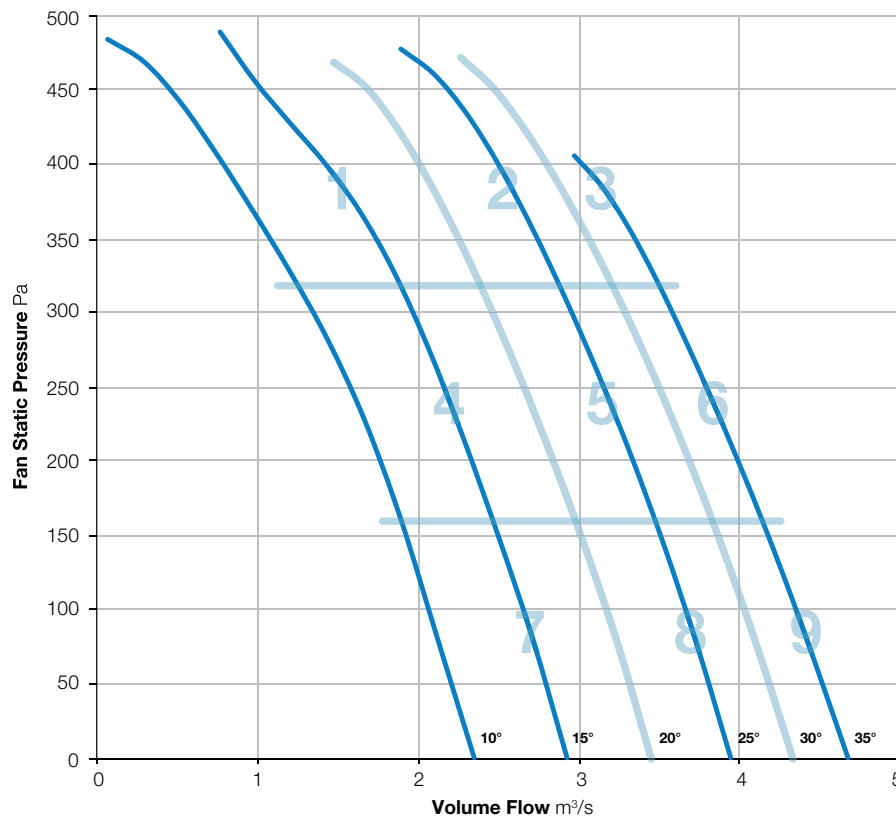
BS EN ISO 5136:2009

Type D installation

Form B



Elta Fans Limited certifies that the Axial Fans shown herein are licensed to bear the AMCA Seal. The ratings shown are based on tests and procedures performed in accordance with AMCA Publication 211 and comply with the requirements of the AMCA Certified Ratings Program. Performance certified is for Installation Type D: Ducted Inlet, Ducted Outlet. Performance ratings do not include the effects of appurtenances (accessories).



Zone		In-duct Sound Power Level (SWL) re 1pW									SPL dBA @ 3m*
		63Hz	125Hz	250Hz	500Hz	1kHz	2kHz	4kHz	8kHz	Total	
1	Inlet	For sound data please contact Elta Fans.									
	Outlet										
2	Inlet										
	Outlet										
3	Inlet										
	Outlet										
4	Inlet										
	Outlet										
5	Inlet										
	Outlet										
6	Inlet										
	Outlet										
7	Inlet										
	Outlet										
8	Inlet										
	Outlet										
9	Inlet										
	Outlet										

*Sound Pressure Level (SPL) is average spherical free-field re 20μPa, for comparative use only.
Power rating (watts, kW or BHP) does not include transmission losses.
The AMCA certified ratings seal applies to air performance only.



500-181-6

2880 r/min



Nominal Diameter

500mm



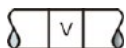
Hub Type

181



Number of Blades

6

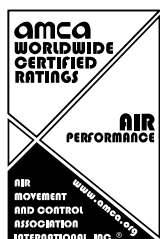


BS ISO 5801:2017

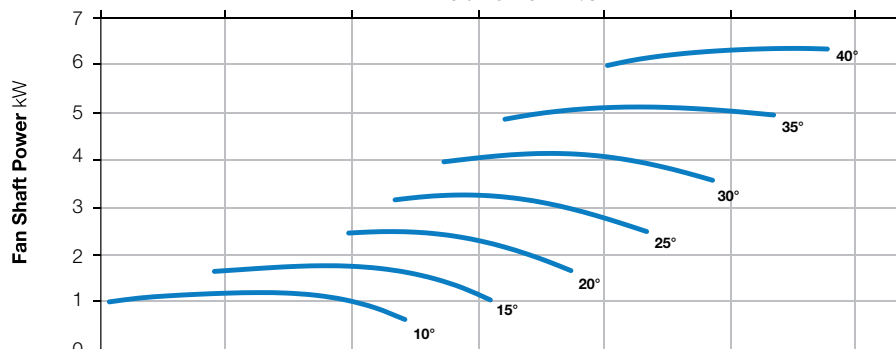
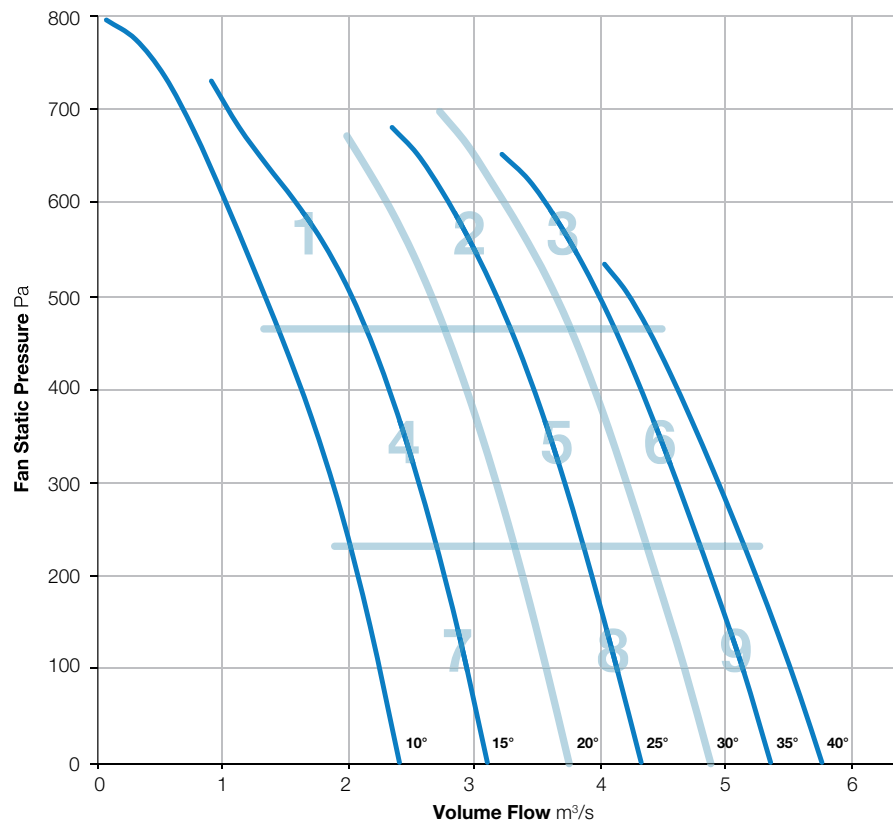
BS EN ISO 5136:2009

Type D installation

Form B



Elta Fans Limited certifies that the Axial Fans shown herein are licensed to bear the AMCA Seal. The ratings shown are based on tests and procedures performed in accordance with AMCA Publication 211 and comply with the requirements of the AMCA Certified Ratings Program. Performance certified is for Installation Type D: Ducted Inlet, Ducted Outlet. Performance ratings do not include the effects of appurtenances (accessories).



Zone		In-duct Sound Power Level (SWL) re 1pW									SPL dBA @ 3m*
		63Hz	125Hz	250Hz	500Hz	1kHz	2kHz	4kHz	8kHz	Total	
1	Inlet	89	87	94	98	95	89	84	79	102	79
	Outlet	85	87	94	98	95	90	85	81	102	79
2	Inlet	85	90	84	88	89	87	84	81	96	73
	Outlet	86	90	85	87	88	87	84	82	96	73
3	Inlet	90	94	85	89	92	89	86	82	99	75
	Outlet	91	93	87	89	93	89	87	85	99	76
4	Inlet	87	81	79	85	87	87	84	80	94	72
	Outlet	82	81	79	84	87	87	85	81	93	72
5	Inlet	86	90	82	89	86	85	83	79	95	71
	Outlet	86	89	82	85	86	86	83	81	94	71
6	Inlet	89	92	84	92	90	85	84	79	98	74
	Outlet	90	92	84	90	91	88	85	84	98	75
7	Inlet	87	83	79	83	83	82	81	80	92	68
	Outlet	80	83	78	83	81	83	81	80	90	68
8	Inlet	84	90	84	89	86	85	83	80	95	71
	Outlet	84	90	83	91	84	85	83	80	96	72
9	Inlet	92	94	88	93	91	87	85	82	100	75
	Outlet	91	95	85	95	87	86	84	83	100	75

*Sound Pressure Level (SPL) is average spherical free-field re 20µPa, for comparative use only.
Power rating (watts, kW or BHP) does not include transmission losses.
The AMCA certified ratings seal applies to air performance only.



500-181-9

2880 r/min



Nominal Diameter

500mm



Hub Type

181



Number of Blades

9

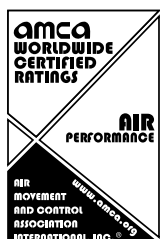


BS ISO 5801:2017

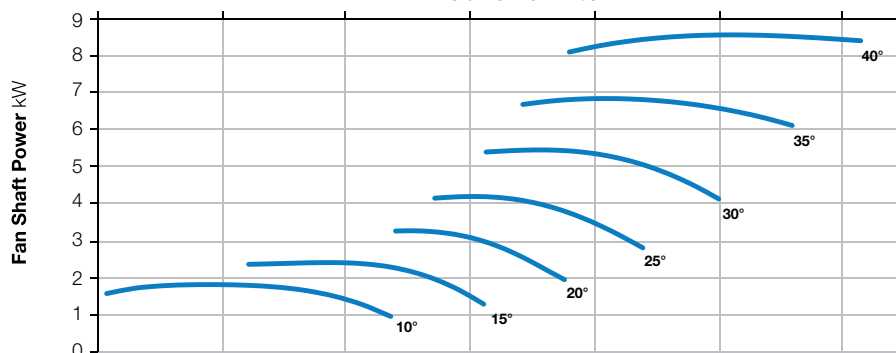
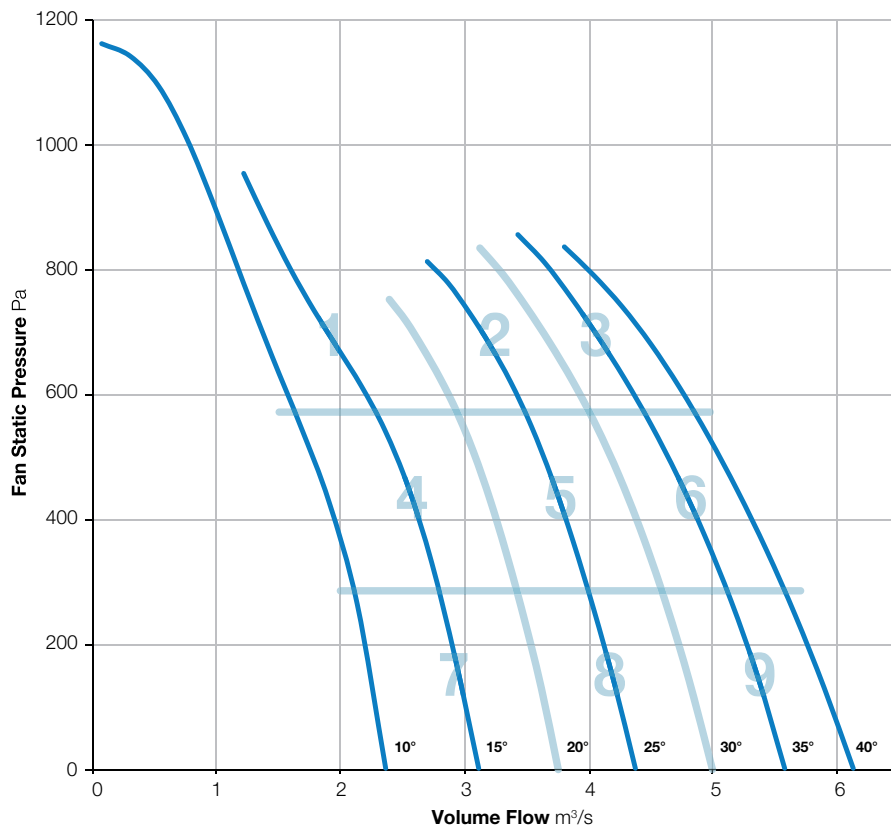
BS EN ISO 5136:2009

Type D installation

Form B



Elta Fans Limited certifies that the Axial Fans shown herein are licensed to bear the AMCA Seal. The ratings shown are based on tests and procedures performed in accordance with AMCA Publication 211 and comply with the requirements of the AMCA Certified Ratings Program. Performance certified is for Installation Type D: Ducted Inlet, Ducted Outlet. Performance ratings do not include the effects of appurtenances (accessories).



Zone		In-duct Sound Power Level (SWL) re 1pW									SPL dBA @ 3m*
		63Hz	125Hz	250Hz	500Hz	1kHz	2kHz	4kHz	8kHz	Total	
1	Inlet	85	86	94	95	94	90	85	80	100	77
	Outlet	86	86	94	95	93	90	85	81	100	77
2	Inlet	82	82	80	88	87	87	83	80	94	72
	Outlet	83	84	81	88	88	87	83	82	94	72
3	Inlet	84	86	83	91	88	88	85	82	96	74
	Outlet	85	87	82	90	88	88	85	84	96	74
4	Inlet	78	76	78	86	92	89	86	82	95	75
	Outlet	81	76	78	84	93	89	86	83	96	75
5	Inlet	82	79	80	89	88	85	83	83	94	72
	Outlet	84	79	78	89	88	83	82	82	94	72
6	Inlet	84	83	82	92	91	86	84	82	96	74
	Outlet	86	81	80	92	91	85	83	83	96	74
7	Inlet	79	76	74	88	83	83	83	82	92	70
	Outlet	80	75	75	83	83	83	82	82	90	69
8	Inlet	81	80	78	90	85	86	86	85	94	73
	Outlet	84	84	82	88	86	87	85	83	94	72
9	Inlet	83	85	81	93	87	86	84	83	96	73
	Outlet	86	87	84	91	88	88	85	82	96	74

*Sound Pressure Level (SPL) is average spherical free-field re 20μPa, for comparative use only.
Power rating (watts, kW or BHP) does not include transmission losses.
The AMCA certified ratings seal applies to air performance only.



500-182-6

2880 r/min



Nominal Diameter

500mm



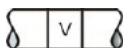
Hub Type

182



Number of Blades

6



BS ISO 5801:2017

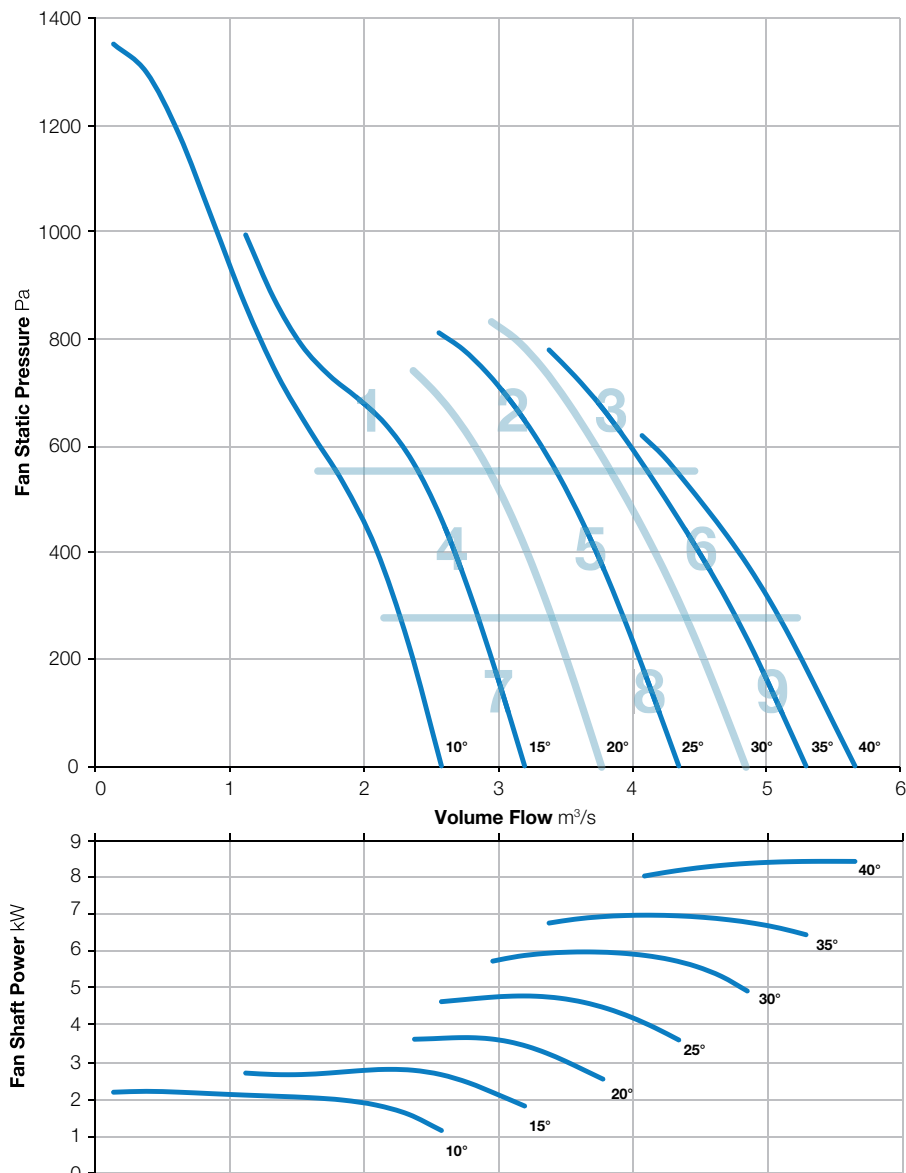
BS EN ISO 5136:2009

Type D installation

Form B



Elta Fans Limited certifies that the Axial Fans shown herein are licensed to bear the AMCA Seal. The ratings shown are based on tests and procedures performed in accordance with AMCA Publication 211 and comply with the requirements of the AMCA Certified Ratings Program. Performance certified is for Installation Type D: Ducted Inlet, Ducted Outlet. Performance ratings do not include the effects of appurtenances (accessories).



Zone		In-duct Sound Power Level (SWL) re 1pW									SPL dBA @ 3m*
		63Hz	125Hz	250Hz	500Hz	1kHz	2kHz	4kHz	8kHz	Total	
1	Inlet	For sound data please contact Elta Fans.									
	Outlet										
2	Inlet										
	Outlet										
3	Inlet										
	Outlet										
4	Inlet										
	Outlet										
5	Inlet										
	Outlet										
6	Inlet										
	Outlet										
7	Inlet										
	Outlet										
8	Inlet										
	Outlet										
9	Inlet										
	Outlet										

*Sound Pressure Level (SPL) is average spherical free-field re 20μPa, for comparative use only.
Power rating (watts, kW or BHP) does not include transmission losses.
The AMCA certified ratings seal applies to air performance only.



560-131-3

720 r/min



Nominal Diameter

560mm



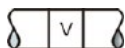
Hub Type

131



Number of Blades

3

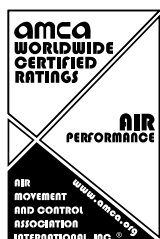


BS ISO 5801:2017

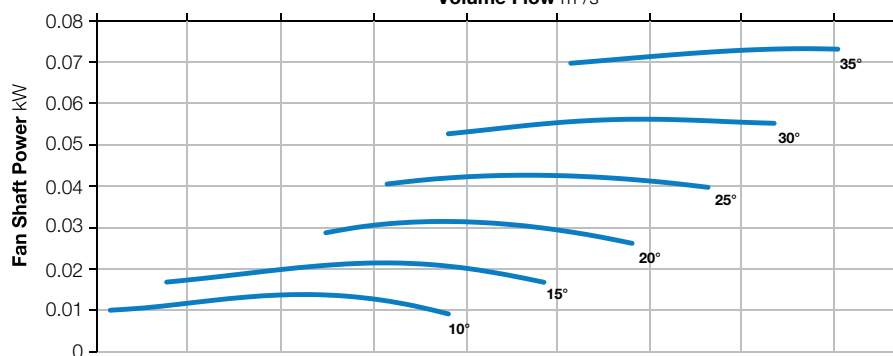
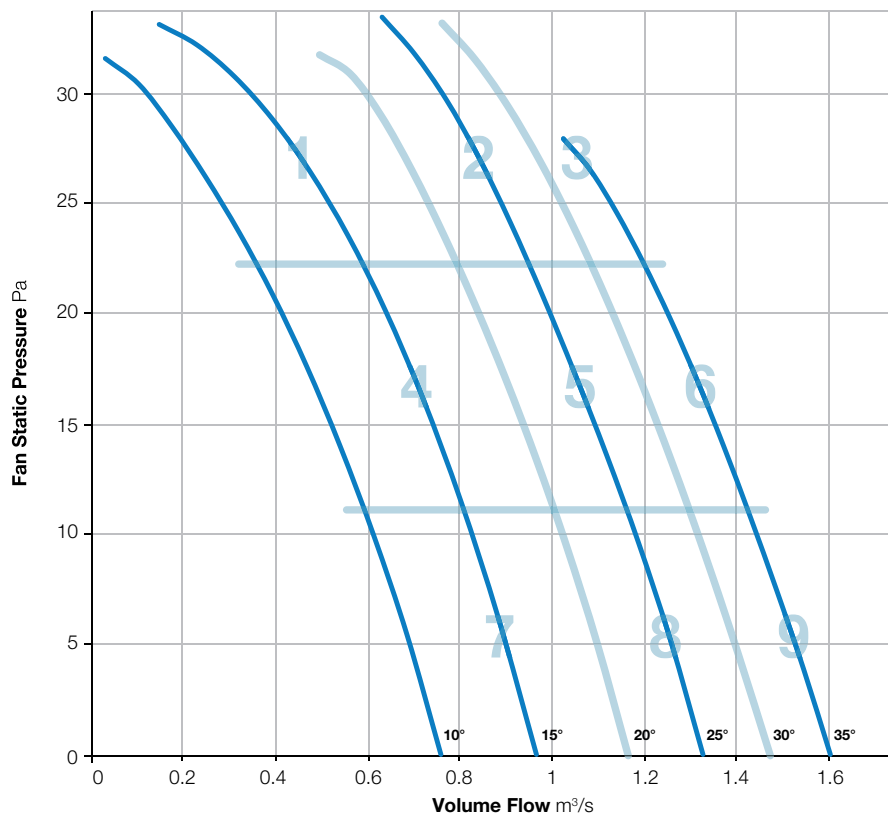
BS EN ISO 5136:2009

Type D installation

Form B



Elta Fans Limited certifies that the Axial Fans shown herein are licensed to bear the AMCA Seal. The ratings shown are based on tests and procedures performed in accordance with AMCA Publication 211 and comply with the requirements of the AMCA Certified Ratings Program. Performance certified is for Installation Type D: Ducted Inlet, Ducted Outlet. Performance ratings do not include the effects of appurtenances (accessories).



Zone		In-duct Sound Power Level (SWL) re 1pW									SPL dBA @ 3m*
		63Hz	125Hz	250Hz	500Hz	1kHz	2kHz	4kHz	8kHz	Total	
1	Inlet	58	66	65	63	55	53	50	45	70	43
	Outlet	57	66	65	61	55	53	50	45	70	42
2	Inlet	59	56	52	55	52	54	53	48	64	39
	Outlet	59	55	51	55	52	53	53	50	63	39
3	Inlet	62	60	55	57	54	55	55	50	66	41
	Outlet	62	59	55	56	55	55	55	51	66	41
4	Inlet	56	55	51	60	55	55	51	44	64	41
	Outlet	55	55	51	58	54	54	49	44	63	40
5	Inlet	61	58	53	54	52	53	52	47	65	39
	Outlet	59	57	52	55	52	52	51	48	64	38
6	Inlet	63	60	55	57	55	55	55	50	67	41
	Outlet	63	60	55	56	55	55	56	52	67	42
7	Inlet	58	57	51	60	53	54	47	42	64	40
	Outlet	57	57	51	58	52	53	46	41	63	39
8	Inlet	62	59	54	55	54	54	51	46	66	39
	Outlet	60	59	54	56	54	53	50	46	65	39
9	Inlet	64	62	57	57	55	55	55	50	68	41
	Outlet	63	61	56	57	55	55	55	51	67	41

*Sound Pressure Level (SPL) is average spherical free-field re 20μPa, for comparative use only.
Power rating (watts, kW or BHP) does not include transmission losses.
The AMCA certified ratings seal applies to air performance only.



560-131-6

720 r/min



Nominal Diameter

560mm



Hub Type

131



Number of Blades

6



BS ISO 5801:2017

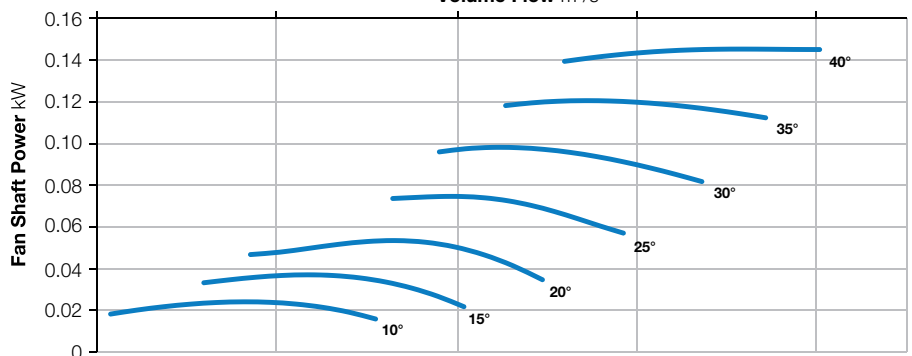
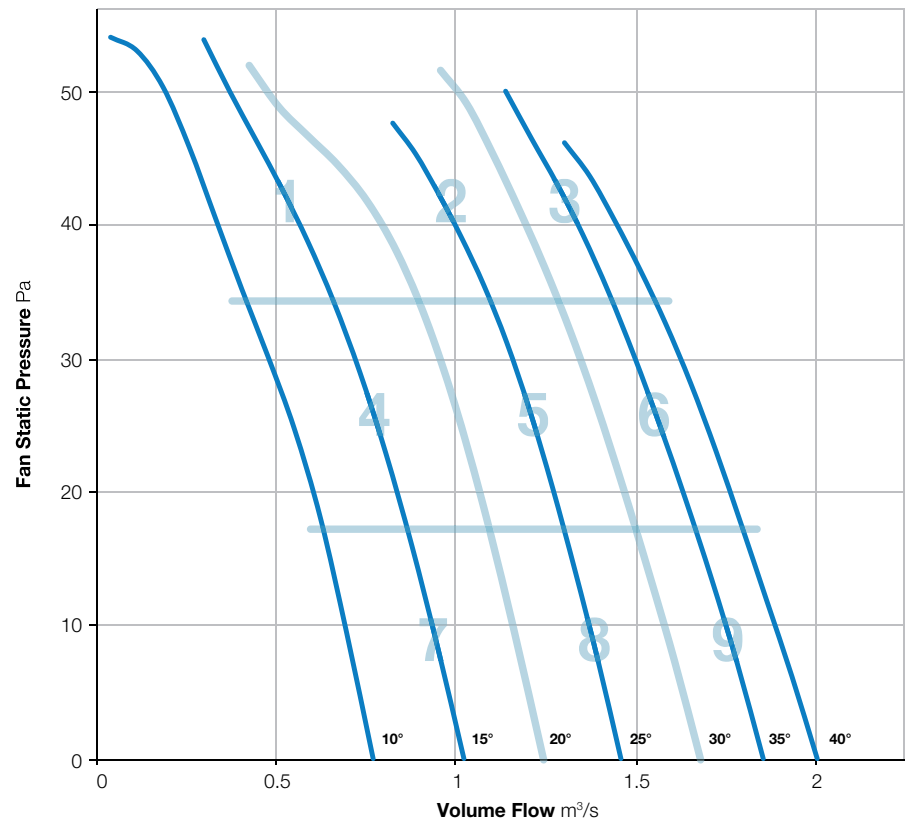
BS EN ISO 5136:2009

Type D installation

Form B



Elta Fans Limited certifies that the Axial Fans shown herein are licensed to bear the AMCA Seal. The ratings shown are based on tests and procedures performed in accordance with AMCA Publication 211 and comply with the requirements of the AMCA Certified Ratings Program. Performance certified is for Installation Type D: Ducted Inlet, Ducted Outlet. Performance ratings do not include the effects of appurtenances (accessories).



Zone		In-duct Sound Power Level (SWL) re 1pW									SPL dBA @ 3m*
		63Hz	125Hz	250Hz	500Hz	1kHz	2kHz	4kHz	8kHz	Total	
1	Inlet	66	72	67	62	57	56	52	46	74	44
	Outlet	66	73	66	62	57	56	51	46	75	44
2	Inlet	63	58	57	57	56	58	55	51	67	43
	Outlet	62	58	56	57	56	57	55	51	66	42
3	Inlet	64	61	58	60	57	57	57	52	68	43
	Outlet	64	60	58	59	57	57	57	54	68	43
4	Inlet	59	56	55	58	58	57	52	45	65	42
	Outlet	58	55	55	59	57	56	50	44	65	41
5	Inlet	65	60	57	57	57	57	54	49	68	42
	Outlet	63	59	56	57	57	57	53	49	67	42
6	Inlet	66	62	59	60	57	57	56	51	69	43
	Outlet	65	62	58	59	57	57	56	53	69	43
7	Inlet	61	57	54	58	55	55	49	43	65	40
	Outlet	59	57	53	59	54	54	48	42	65	40
8	Inlet	66	63	58	57	59	58	53	48	69	43
	Outlet	64	62	57	57	58	57	52	48	68	42
9	Inlet	68	64	60	61	58	57	55	50	71	44
	Outlet	67	64	59	59	58	57	55	52	70	43

*Sound Pressure Level (SPL) is average spherical free-field re 20µPa, for comparative use only.
Power rating (watts, kW or BHP) does not include transmission losses.
The AMCA certified ratings seal applies to air performance only.



560-181-3

720 r/min



Nominal Diameter

560mm



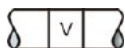
Hub Type

181



Number of Blades

3

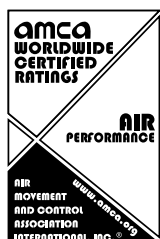


BS ISO 5801:2017

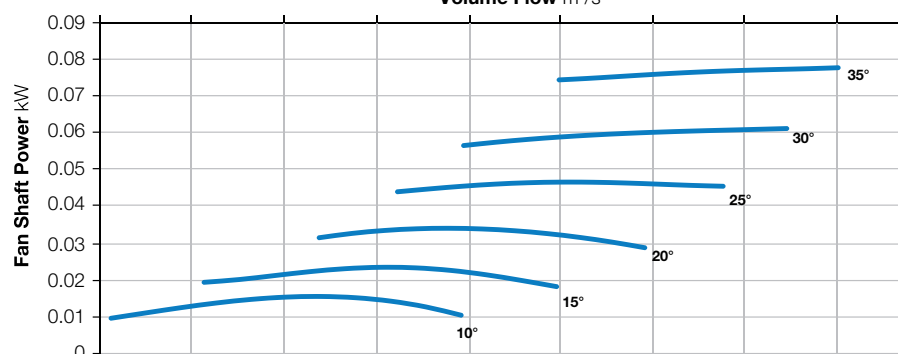
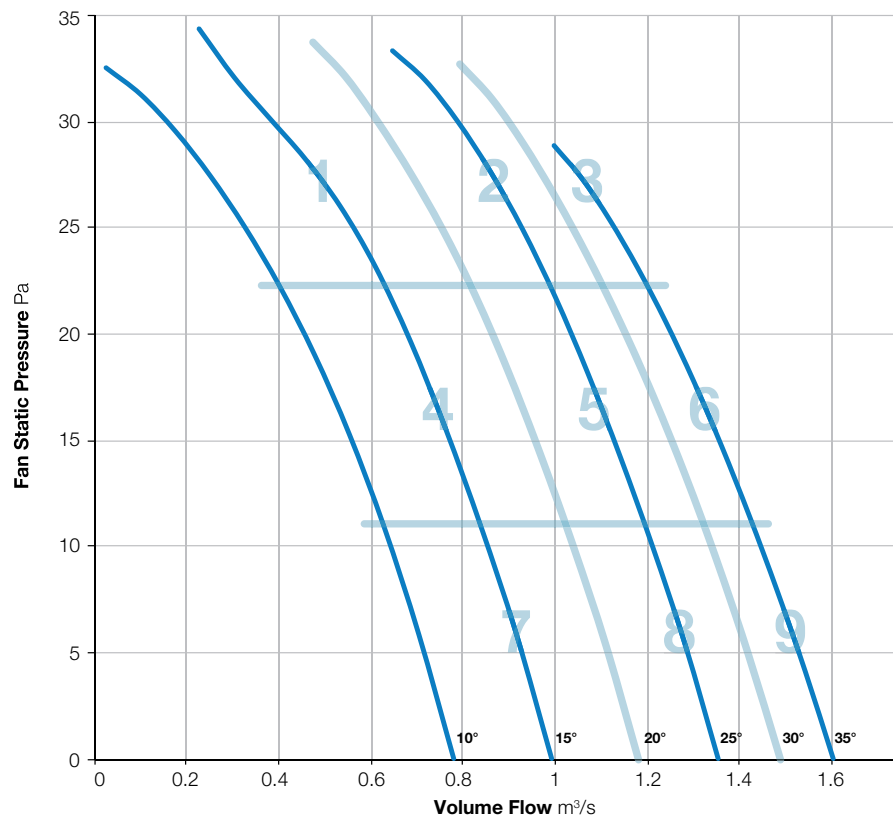
BS EN ISO 5136:2009

Type D installation

Form B



Elta Fans Limited certifies that the Axial Fans shown herein are licensed to bear the AMCA Seal. The ratings shown are based on tests and procedures performed in accordance with AMCA Publication 211 and comply with the requirements of the AMCA Certified Ratings Program. Performance certified is for Installation Type D: Ducted Inlet, Ducted Outlet. Performance ratings do not include the effects of appurtenances (accessories).



Zone		In-duct Sound Power Level (SWL) re 1pW									SPL dBA @ 3m*
		63Hz	125Hz	250Hz	500Hz	1kHz	2kHz	4kHz	8kHz	Total	
1	Inlet	64	70	66	61	55	54	51	46	73	43
	Outlet	63	71	65	59	55	53	50	47	73	42
2	Inlet	63	61	55	55	53	54	54	49	67	40
	Outlet	63	60	55	55	53	54	53	51	66	40
3	Inlet	63	60	56	56	55	57	55	50	67	42
	Outlet	63	60	55	57	55	57	55	52	67	42
4	Inlet	57	57	52	56	55	54	50	44	64	40
	Outlet	57	56	52	55	55	53	49	44	63	39
5	Inlet	62	59	54	56	53	55	53	48	66	40
	Outlet	61	58	53	55	53	55	52	48	65	40
6	Inlet	65	60	56	57	55	55	55	50	68	41
	Outlet	65	59	55	57	55	55	55	52	68	41
7	Inlet	59	58	52	56	55	55	48	42	64	40
	Outlet	58	58	51	55	54	54	47	41	64	39
8	Inlet	63	60	55	56	55	55	52	47	67	40
	Outlet	62	60	55	56	55	54	51	47	66	40
9	Inlet	66	62	57	58	55	55	54	50	69	41
	Outlet	65	61	56	57	55	55	55	52	68	41

*Sound Pressure Level (SPL) is average spherical free-field re 20μPa, for comparative use only.
Power rating (watts, kW or BHP) does not include transmission losses.
The AMCA certified ratings seal applies to air performance only.



560-181-6

720 r/min



Nominal Diameter

560mm



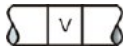
Hub Type

181



Number of Blades

6



BS ISO 5801:2017

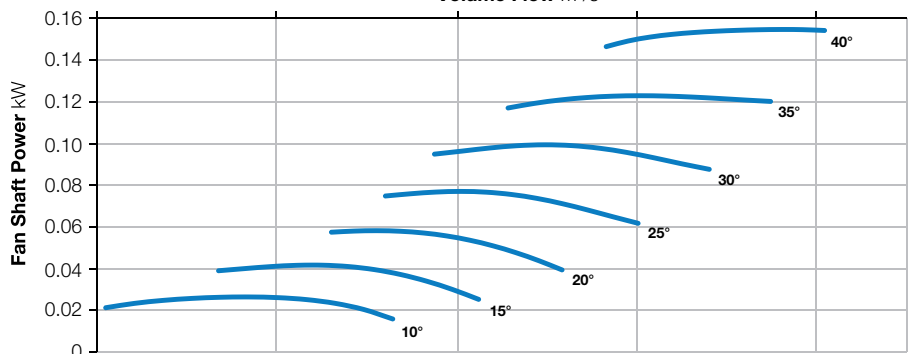
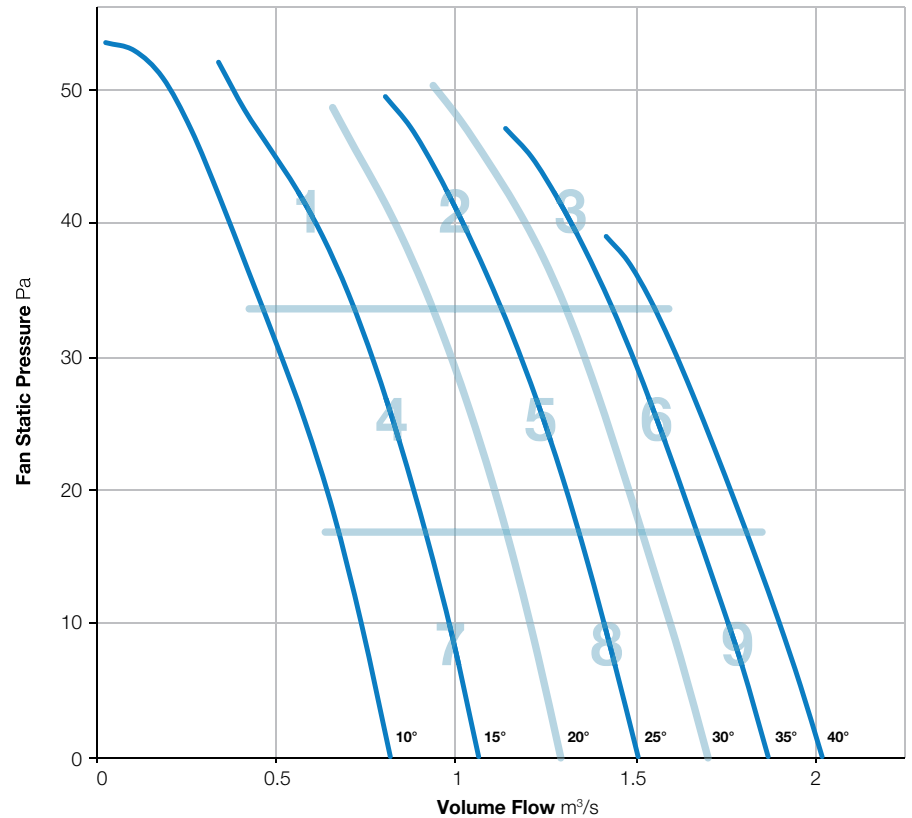
BS EN ISO 5136:2009

Type D installation

Form B



Elta Fans Limited certifies that the Axial Fans shown herein are licensed to bear the AMCA Seal. The ratings shown are based on tests and procedures performed in accordance with AMCA Publication 211 and comply with the requirements of the AMCA Certified Ratings Program. Performance certified is for Installation Type D: Ducted Inlet, Ducted Outlet. Performance ratings do not include the effects of appurtenances (accessories).



Zone		In-duct Sound Power Level (SWL) re 1pW									SPL dBA @ 3m*
		63Hz	125Hz	250Hz	500Hz	1kHz	2kHz	4kHz	8kHz	Total	
1	Inlet	65	71	68	63	59	56	53	47	74	45
	Outlet	65	70	68	62	58	56	52	47	73	45
2	Inlet	63	62	57	58	56	56	54	49	68	42
	Outlet	63	62	57	58	56	56	54	50	68	42
3	Inlet	65	63	59	62	58	59	57	52	70	45
	Outlet	66	63	59	60	58	59	57	53	70	44
4	Inlet	58	61	55	56	58	58	52	46	66	42
	Outlet	58	61	55	58	57	57	51	46	66	42
5	Inlet	61	62	57	58	58	57	53	47	67	42
	Outlet	62	62	57	58	57	56	52	48	67	42
6	Inlet	66	65	59	61	58	57	56	51	70	44
	Outlet	67	64	59	59	58	57	56	52	70	43
7	Inlet	59	62	55	56	56	56	50	45	66	41
	Outlet	59	61	55	58	55	55	49	44	66	40
8	Inlet	63	64	58	58	60	60	53	46	69	44
	Outlet	62	64	58	58	59	59	52	45	69	43
9	Inlet	67	66	60	62	60	60	55	50	71	45
	Outlet	68	65	60	60	60	59	55	51	71	45

*Sound Pressure Level (SPL) is average spherical free-field re 20μPa, for comparative use only.
Power rating (watts, kW or BHP) does not include transmission losses.
The AMCA certified ratings seal applies to air performance only.



560-181-9

720 r/min



Nominal Diameter

560mm



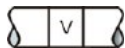
Hub Type

181



Number of Blades

9



BS ISO 5801:2017

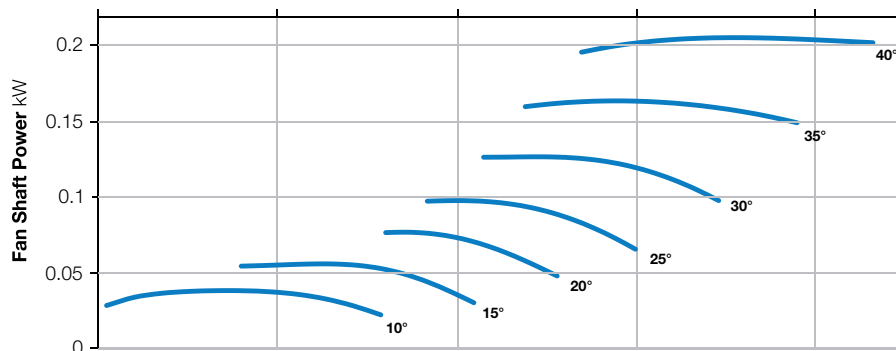
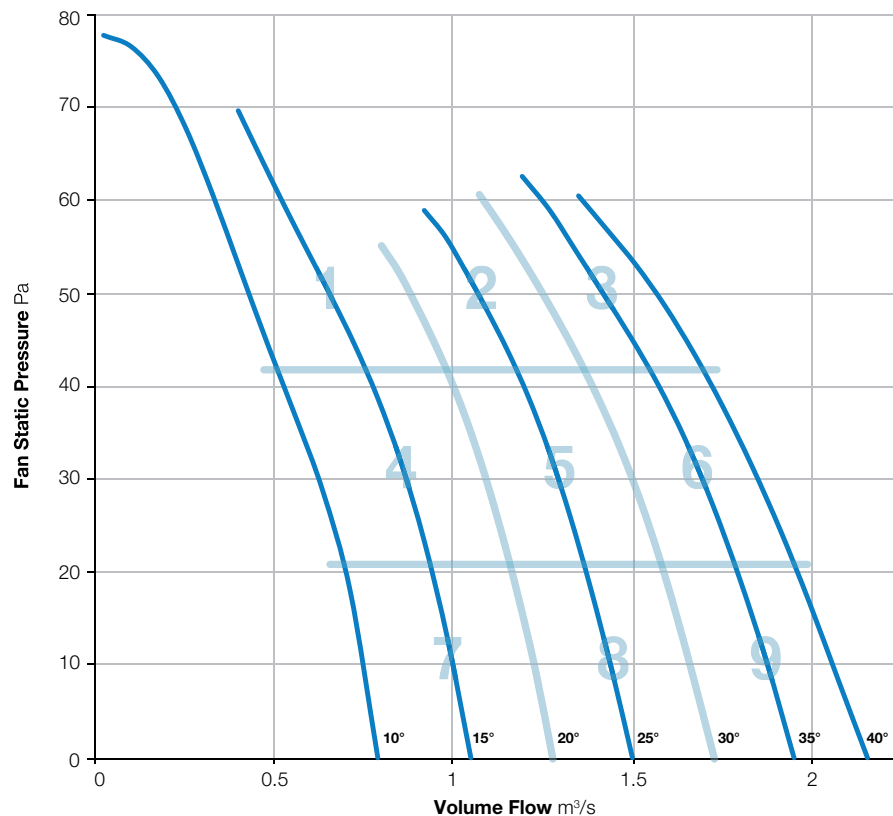
BS ISO 13347-2:2004

Type D installation

Form B



Elta Fans Limited certifies that the Axial Fans shown herein are licensed to bear the AMCA Seal. The ratings shown are based on tests and procedures performed in accordance with AMCA Publications 211 & 311 and comply with the requirements of the AMCA Certified Ratings Program. Performance certified is for Installation Type D: Ducted Inlet, Ducted Outlet. Performance ratings do not include the effects of appurtenances (accessories).



Zone		In-duct Sound Power Level (SWL) re 1pW									SPL dBA @ 3m*
		63Hz	125Hz	250Hz	500Hz	1kHz	2kHz	4kHz	8kHz	Total	
1	Inlet	79	77	69	66	62	59	52	47	82	48
	Outlet	80	80	70	65	61	58	53	48	83	48
2	Inlet	67	73	65	63	62	61	55	52	75	47
	Outlet	68	78	71	63	61	61	56	52	79	48
3	Inlet	68	71	63	62	60	60	58	56	74	46
	Outlet	68	76	68	60	59	60	59	57	78	47
4	Inlet	64	74	63	64	63	60	53	47	75	47
	Outlet	63	81	64	61	61	59	52	47	81	48
5	Inlet	67	72	61	62	62	60	55	52	74	46
	Outlet	67	76	64	61	61	60	55	51	77	46
6	Inlet	69	72	63	62	61	60	57	55	75	46
	Outlet	71	76	67	61	60	60	58	55	78	47
7	Inlet	62	73	60	61	59	57	51	45	74	44
	Outlet	63	75	62	59	58	57	50	45	76	44
8	Inlet	69	73	62	62	63	60	53	52	75	47
	Outlet	69	76	64	61	62	60	53	50	77	47
9	Inlet	71	74	64	63	62	61	57	55	77	47
	Outlet	72	79	67	61	62	60	57	54	80	48

*Sound Pressure Level (SPL) is average spherical free-field re 20μPa, for comparative use only. dBA levels are not licensed by AMCA International.

Power rating (watts, kW or BHP) does not include transmission losses.

The sound power level ratings shown are in decibels, referred to 10⁻¹² watts, calculated per AMCA Standard 301. Values shown are for inlet L_{wa} and outlet L_{wo} sound power levels for Installation Type D: ducted inlet, ducted outlet. Ratings include the effect of duct end correction.



560-182-3

720 r/min



Nominal Diameter

560mm



Hub Type

182



Number of Blades

3

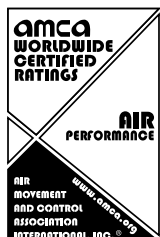


BS ISO 5801:2017

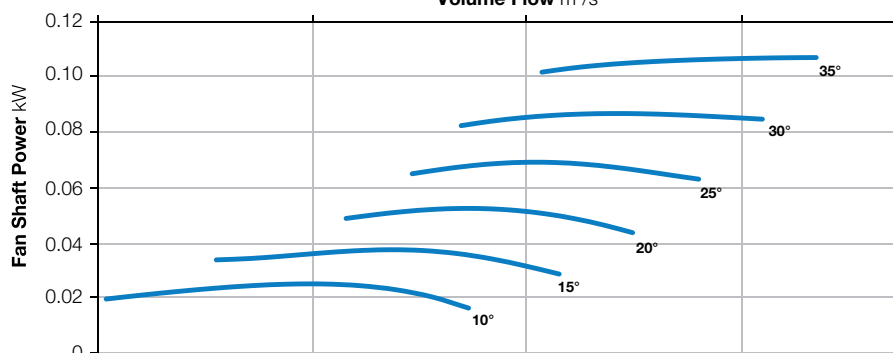
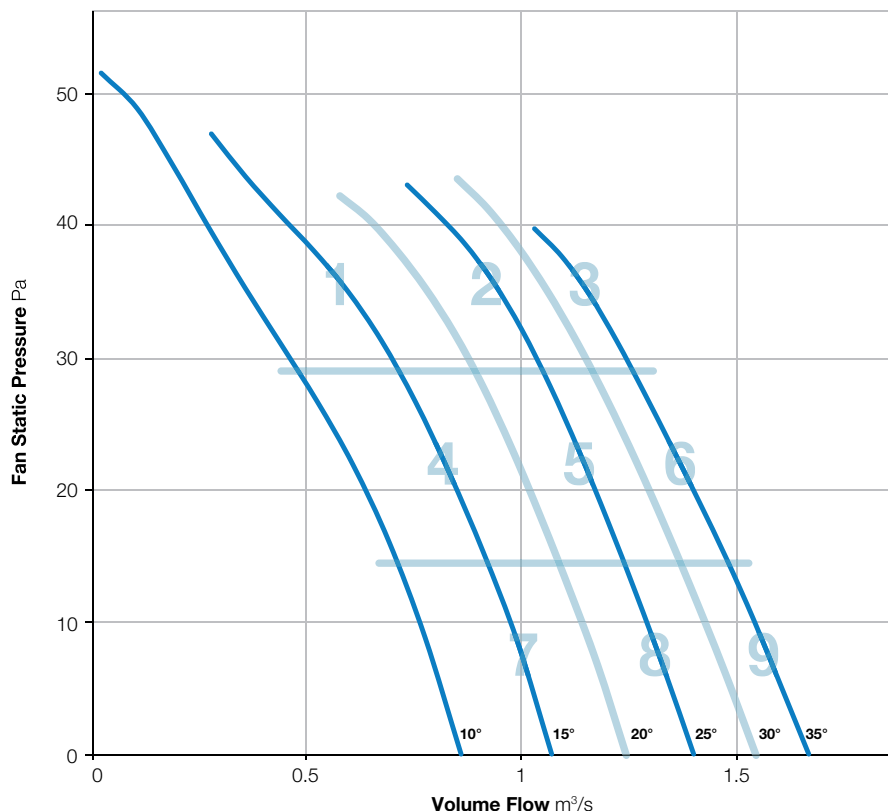
BS EN ISO 5136:2009

Type D installation

Form B



Elta Fans Limited certifies that the Axial Fans shown herein are licensed to bear the AMCA Seal. The ratings shown are based on tests and procedures performed in accordance with AMCA Publication 211 and comply with the requirements of the AMCA Certified Ratings Program. Performance certified is for Installation Type D: Ducted Inlet, Ducted Outlet. Performance ratings do not include the effects of appurtenances (accessories).



Zone		In-duct Sound Power Level (SWL) re 1pW									SPL dBA @ 3m*
		63Hz	125Hz	250Hz	500Hz	1kHz	2kHz	4kHz	8kHz	Total	
1	Inlet	For sound data please contact Elta Fans.									
	Outlet										
2	Inlet										
	Outlet										
3	Inlet										
	Outlet										
4	Inlet										
	Outlet										
5	Inlet										
	Outlet										
6	Inlet										
	Outlet										
7	Inlet										
	Outlet										
8	Inlet										
	Outlet										
9	Inlet										
	Outlet										

*Sound Pressure Level (SPL) is average spherical free-field re 20μPa, for comparative use only.
Power rating (watts, kW or BHP) does not include transmission losses.
The AMCA certified ratings seal applies to air performance only.



560-182-6

720 r/min



Nominal Diameter

560mm



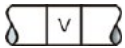
Hub Type

182



Number of Blades

6



BS ISO 5801:2017

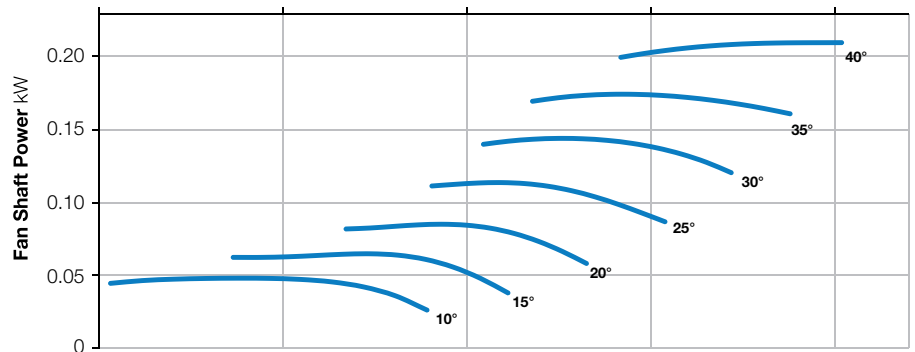
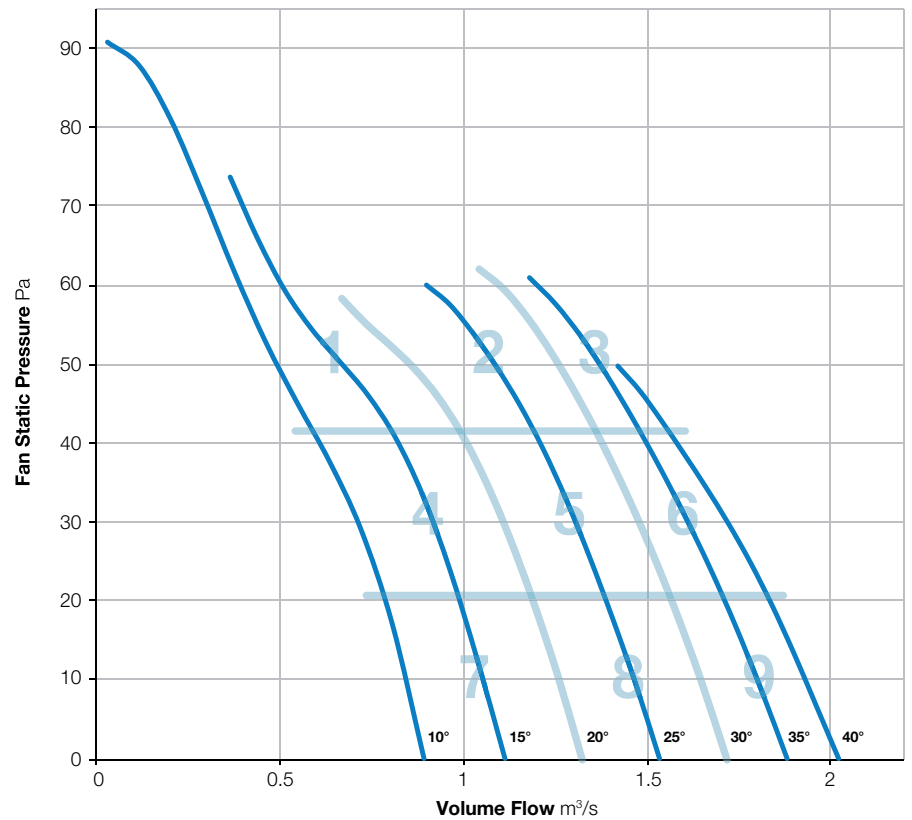
BS EN ISO 5136:2009

Type D installation

Form B



Elta Fans Limited certifies that the Axial Fans shown herein are licensed to bear the AMCA Seal. The ratings shown are based on tests and procedures performed in accordance with AMCA Publication 211 and comply with the requirements of the AMCA Certified Ratings Program. Performance certified is for Installation Type D: Ducted Inlet, Ducted Outlet. Performance ratings do not include the effects of appurtenances (accessories).



Zone		In-duct Sound Power Level (SWL) re 1pW									SPL dBA @ 3m*
		63Hz	125Hz	250Hz	500Hz	1kHz	2kHz	4kHz	8kHz	Total	
1	Inlet	For sound data please contact Elta Fans.									
	Outlet										
2	Inlet										
	Outlet										
3	Inlet										
	Outlet										
4	Inlet										
	Outlet										
5	Inlet										
	Outlet										
6	Inlet										
	Outlet										
7	Inlet										
	Outlet										
8	Inlet										
	Outlet										
9	Inlet										
	Outlet										

*Sound Pressure Level (SPL) is average spherical free-field re 20µPa, for comparative use only.
Power rating (watts, kW or BHP) does not include transmission losses.
The AMCA certified ratings seal applies to air performance only.



560-251-3

720 r/min



Nominal Diameter

560mm




Hub Type

251



Number of Blades

3



BS ISO 5801:2017

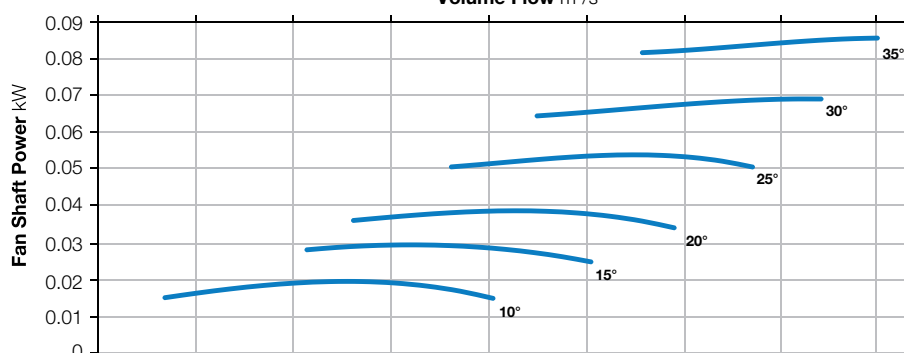
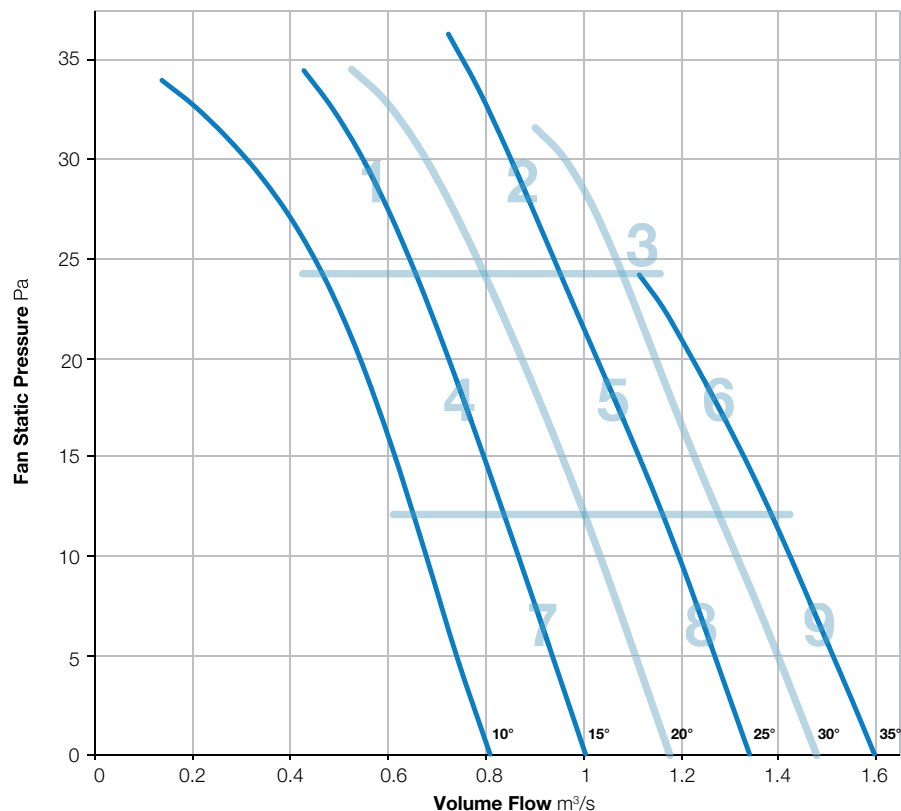
BS EN ISO 5136:2009

Type D installation

Form B



Elta Fans Limited certifies that the Axial Fans shown herein are licensed to bear the AMCA Seal. The ratings shown are based on tests and procedures performed in accordance with AMCA Publication 211 and comply with the requirements of the AMCA Certified Ratings Program. Performance certified is for Installation Type D: Ducted Inlet, Ducted Outlet. Performance ratings do not include the effects of appurtenances (accessories).



Zone		In-duct Sound Power Level (SWL) re 1pW									SPL dBA @ 3m*
		63Hz	125Hz	250Hz	500Hz	1kHz	2kHz	4kHz	8kHz	Total	
1	Inlet	63	64	64	66	58	54	51	42	71	45
	Outlet	62	63	65	68	57	54	52	44	71	46
2	Inlet	64	64	59	58	51	50	47	42	68	39
	Outlet	64	64	60	57	50	50	46	43	68	38
3	Inlet	66	62	56	58	55	52	51	46	69	40
	Outlet	68	61	56	60	60	52	50	48	70	42
4	Inlet	60	58	58	63	58	55	52	41	67	43
	Outlet	59	58	55	68	57	54	55	43	70	46
5	Inlet	62	60	54	57	53	52	47	41	66	38
	Outlet	63	59	54	56	52	51	46	41	66	37
6	Inlet	65	60	55	59	55	52	50	46	68	40
	Outlet	66	59	54	59	60	52	50	47	69	42
7	Inlet	57	53	55	62	56	53	51	40	65	42
	Outlet	56	53	52	69	56	53	54	41	70	46
8	Inlet	60	57	54	57	57	55	47	39	65	40
	Outlet	61	56	54	58	56	54	45	39	65	40
9	Inlet	65	59	55	60	56	55	50	44	68	41
	Outlet	66	58	55	60	60	55	49	45	69	43

*Sound Pressure Level (SPL) is average spherical free-field re 20μPa, for comparative use only.
Power rating (watts, kW or BHP) does not include transmission losses.
The AMCA certified ratings seal applies to air performance only.



560-251-6

720 r/min



Nominal Diameter

560mm



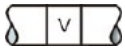
Hub Type

251



Number of Blades

6



BS ISO 5801:2017

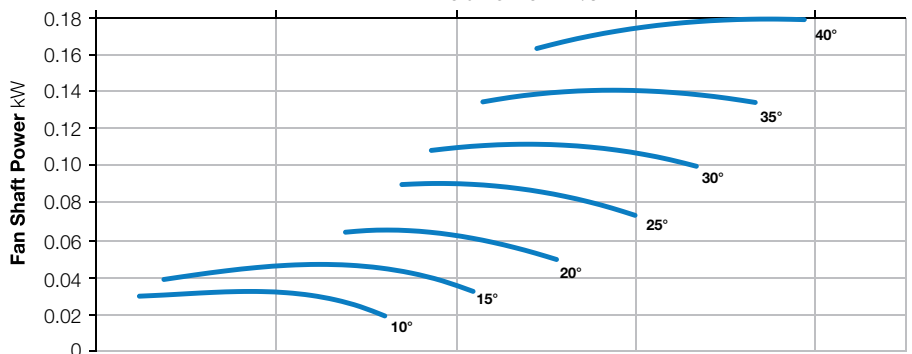
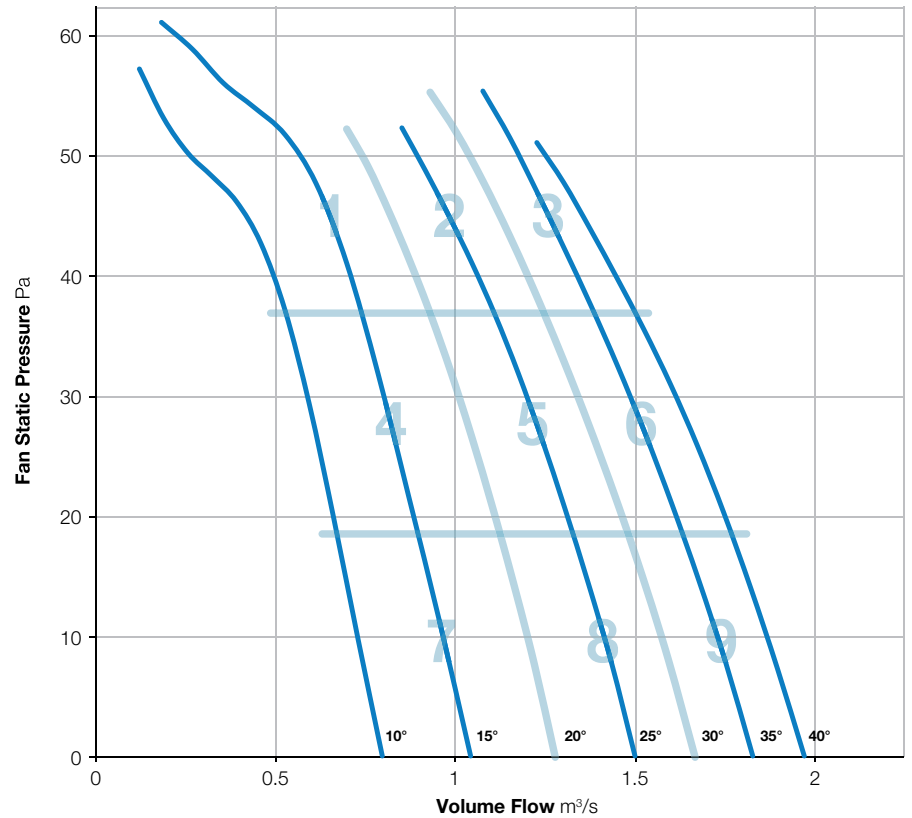
BS EN ISO 5136:2009

Type D installation

Form B



Elta Fans Limited certifies that the Axial Fans shown herein are licensed to bear the AMCA Seal. The ratings shown are based on tests and procedures performed in accordance with AMCA Publication 211 and comply with the requirements of the AMCA Certified Ratings Program. Performance certified is for Installation Type D: Ducted Inlet, Ducted Outlet. Performance ratings do not include the effects of appurtenances (accessories).



Zone		In-duct Sound Power Level (SWL) re 1pW									SPL dBA @ 3m*
		63Hz	125Hz	250Hz	500Hz	1kHz	2kHz	4kHz	8kHz	Total	
1	Inlet	64	64	65	63	58	55	48	41	70	44
	Outlet	65	64	65	63	57	55	47	42	71	43
2	Inlet	68	64	58	68	56	54	51	45	72	46
	Outlet	67	64	60	68	56	55	51	49	72	46
3	Inlet	69	63	59	59	55	55	53	49	71	42
	Outlet	70	62	58	60	56	55	54	51	72	42
4	Inlet	63	60	56	58	58	56	48	40	67	42
	Outlet	63	59	57	61	58	55	46	40	67	42
5	Inlet	68	63	57	67	57	56	51	44	72	45
	Outlet	67	62	57	68	58	55	50	45	72	46
6	Inlet	70	63	58	58	55	55	52	48	71	41
	Outlet	71	64	58	59	55	55	52	50	72	41
7	Inlet	62	58	54	57	58	54	46	39	66	41
	Outlet	61	58	54	60	57	54	44	38	66	41
8	Inlet	67	63	58	68	61	57	51	43	72	47
	Outlet	66	62	58	69	61	57	50	44	72	47
9	Inlet	70	63	59	59	58	57	52	46	72	43
	Outlet	70	63	58	60	58	56	51	47	72	42

*Sound Pressure Level (SPL) is average spherical free-field re 20μPa, for comparative use only.
Power rating (watts, kW or BHP) does not include transmission losses.
The AMCA certified ratings seal applies to air performance only.



560-251-9

720 r/min



Nominal Diameter

560mm



Hub Type

251



Number of Blades

9



BS ISO 5801:2017

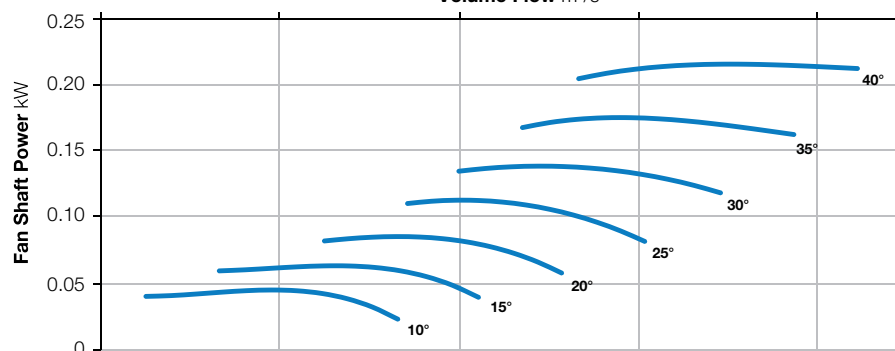
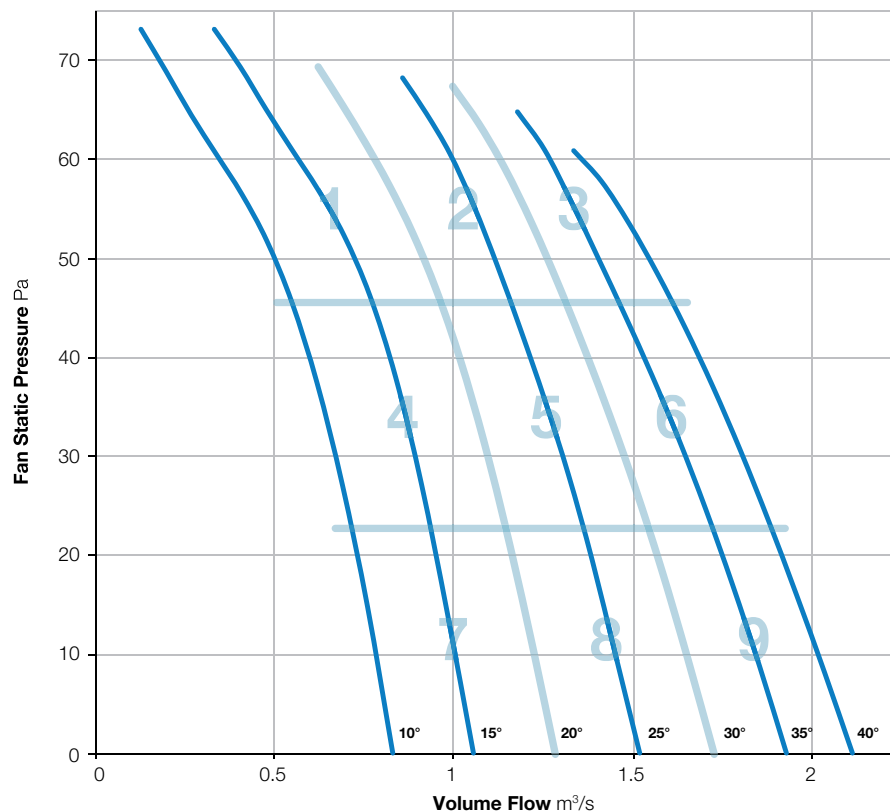
BS EN ISO 5136:2009

Type D installation

Form B



Elta Fans Limited certifies that the Axial Fans shown herein are licensed to bear the AMCA Seal. The ratings shown are based on tests and procedures performed in accordance with AMCA Publication 211 and comply with the requirements of the AMCA Certified Ratings Program. Performance certified is for Installation Type D: Ducted Inlet, Ducted Outlet. Performance ratings do not include the effects of appurtenances (accessories).



Zone		In-duct Sound Power Level (SWL) re 1pW									SPL dBA @ 3m*
		63Hz	125Hz	250Hz	500Hz	1kHz	2kHz	4kHz	8kHz	Total	
1	Inlet	63	64	66	69	68	64	58	50	74	51
	Outlet	63	63	67	67	69	64	60	52	74	51
2	Inlet	65	63	66	60	57	57	53	46	71	43
	Outlet	66	63	66	60	57	57	52	46	71	43
3	Inlet	71	67	64	61	59	58	54	49	74	44
	Outlet	72	67	65	62	59	58	54	50	74	45
4	Inlet	63	64	60	62	60	61	61	53	70	47
	Outlet	62	64	61	62	60	59	60	55	70	46
5	Inlet	64	63	67	60	58	59	56	47	71	45
	Outlet	67	63	66	59	57	58	54	47	71	44
6	Inlet	71	66	63	60	59	58	54	47	73	44
	Outlet	71	66	63	61	59	58	54	48	73	44
7	Inlet	60	63	60	62	61	62	64	54	70	48
	Outlet	59	62	60	62	61	61	63	57	70	48
8	Inlet	66	62	66	60	59	61	59	48	71	46
	Outlet	66	62	66	60	58	60	57	47	71	45
9	Inlet	71	65	63	60	58	60	56	47	73	45
	Outlet	70	65	63	60	59	59	56	48	73	45

*Sound Pressure Level (SPL) is average spherical free-field re 20μPa, for comparative use only.
Power rating (watts, kW or BHP) does not include transmission losses.
The AMCA certified ratings seal applies to air performance only.



560-251-12

720 r/min



Nominal Diameter

560mm



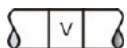
Hub Type

251



Number of Blades

12



BS ISO 5801:2017

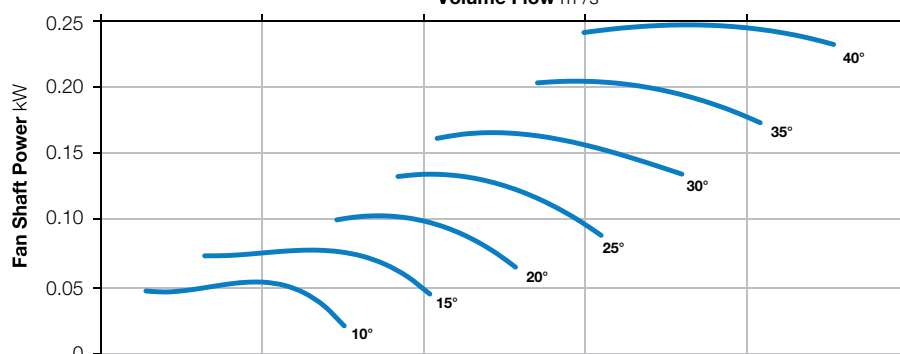
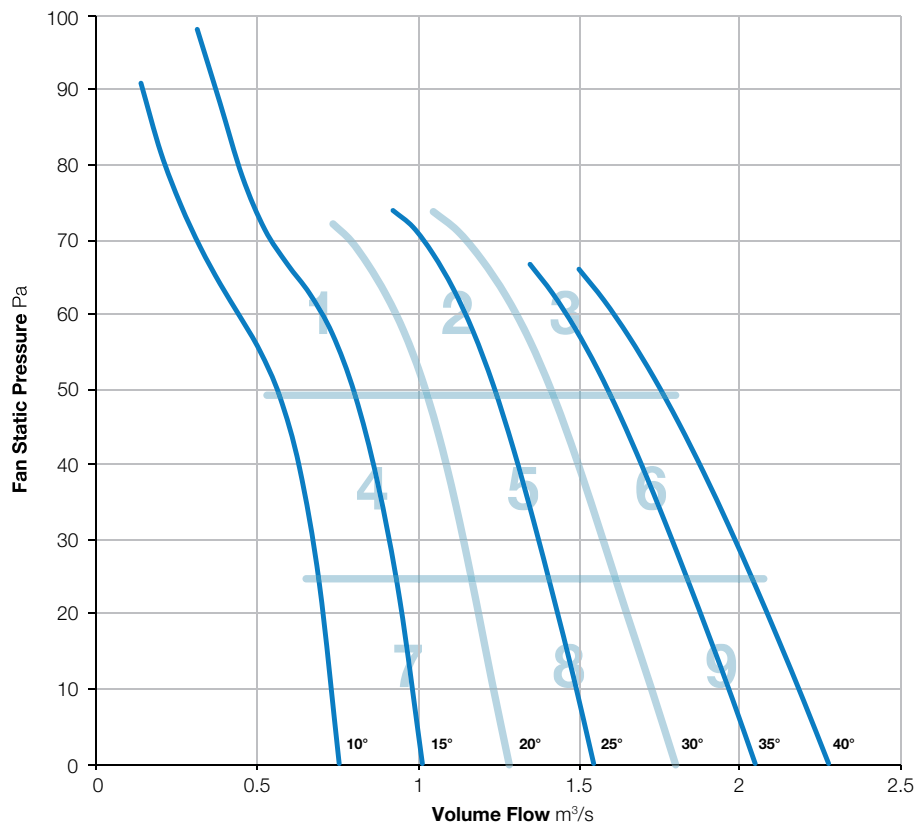
BS EN ISO 5136:2009

Type D installation

Form B



Elta Fans Limited certifies that the Axial Fans shown herein are licensed to bear the AMCA Seal. The ratings shown are based on tests and procedures performed in accordance with AMCA Publication 211 and comply with the requirements of the AMCA Certified Ratings Program. Performance certified is for Installation Type D: Ducted Inlet, Ducted Outlet. Performance ratings do not include the effects of appurtenances (accessories).



Zone		In-duct Sound Power Level (SWL) re 1pW									SPL dBA @ 3m*
		63Hz	125Hz	250Hz	500Hz	1kHz	2kHz	4kHz	8kHz	Total	
1	Inlet	64	64	67	66	60	57	50	41	72	46
	Outlet	66	64	67	66	59	56	49	41	72	46
2	Inlet	64	64	63	59	56	56	51	44	69	42
	Outlet	68	63	62	59	55	56	50	45	71	42
3	Inlet	67	65	63	59	55	55	52	47	71	42
	Outlet	70	66	62	59	55	55	52	49	72	42
4	Inlet	60	60	60	60	60	57	49	41	67	43
	Outlet	62	60	60	63	59	56	48	41	68	44
5	Inlet	62	63	64	60	60	58	51	43	69	44
	Outlet	65	63	62	61	59	58	50	43	70	44
6	Inlet	65	65	63	60	58	58	52	45	70	43
	Outlet	68	65	62	61	58	57	52	46	71	43
7	Inlet	58	60	59	59	59	57	51	41	67	43
	Outlet	58	61	59	61	58	57	48	40	67	43
8	Inlet	61	65	64	61	62	60	51	42	70	46
	Outlet	62	65	63	62	61	59	49	41	70	45
9	Inlet	65	65	64	62	63	61	54	44	71	47
	Outlet	67	65	62	63	62	60	53	45	72	46

*Sound Pressure Level (SPL) is average spherical free-field re 20μPa, for comparative use only.
Power rating (watts, kW or BHP) does not include transmission losses.
The AMCA certified ratings seal applies to air performance only.



560-252-9

720 r/min



Nominal Diameter

560mm



Hub Type

252



Number of Blades

9

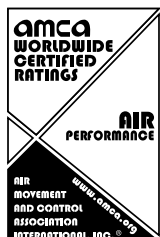


BS ISO 5801:2017

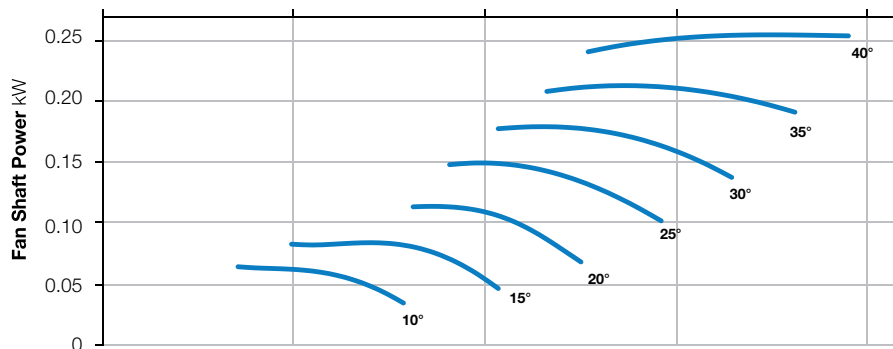
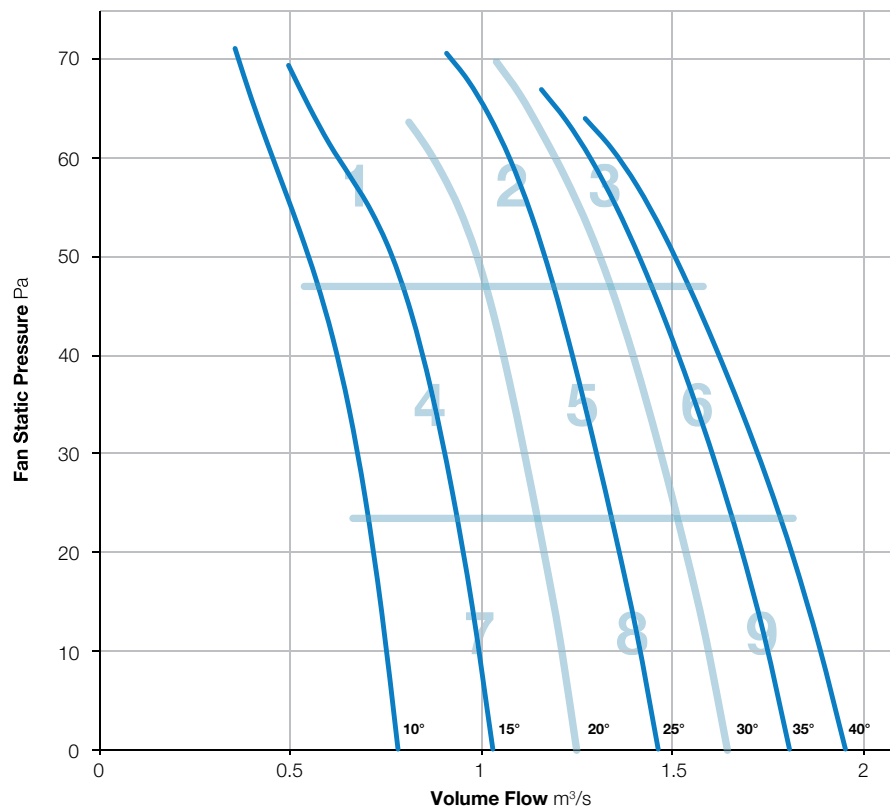
BS EN ISO 5136:2009

Type D installation

Form B



Elta Fans Limited certifies that the Axial Fans shown herein are licensed to bear the AMCA Seal. The ratings shown are based on tests and procedures performed in accordance with AMCA Publication 211 and comply with the requirements of the AMCA Certified Ratings Program. Performance certified is for Installation Type D: Ducted Inlet, Ducted Outlet. Performance ratings do not include the effects of appurtenances (accessories).



Zone		In-duct Sound Power Level (SWL) re 1pW									SPL dBA @ 3m*
		63Hz	125Hz	250Hz	500Hz	1kHz	2kHz	4kHz	8kHz	Total	
1	Inlet	For sound data please contact Elta Fans.									
	Outlet										
2	Inlet										
	Outlet										
3	Inlet										
	Outlet										
4	Inlet										
	Outlet										
5	Inlet										
	Outlet										
6	Inlet										
	Outlet										
7	Inlet										
	Outlet										
8	Inlet										
	Outlet										
9	Inlet										
	Outlet										

*Sound Pressure Level (SPL) is average spherical free-field re 20µPa, for comparative use only.
Power rating (watts, kW or BHP) does not include transmission losses.
The AMCA certified ratings seal applies to air performance only.



560-131-3

960 r/min



Nominal Diameter

560mm



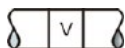
Hub Type

131



Number of Blades

3

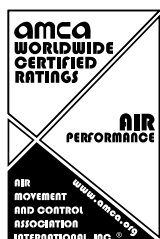


BS ISO 5801:2017

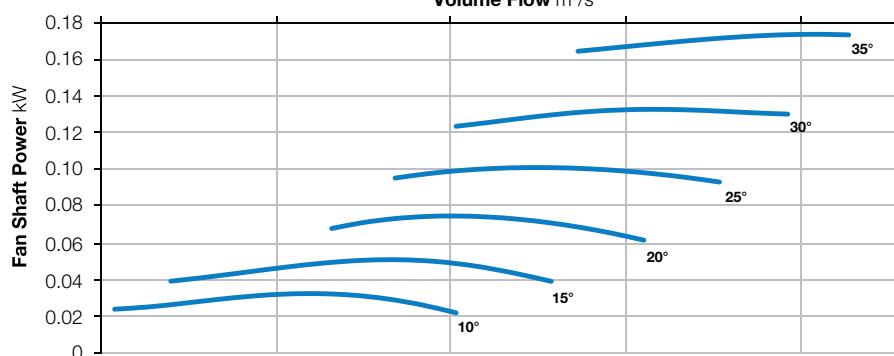
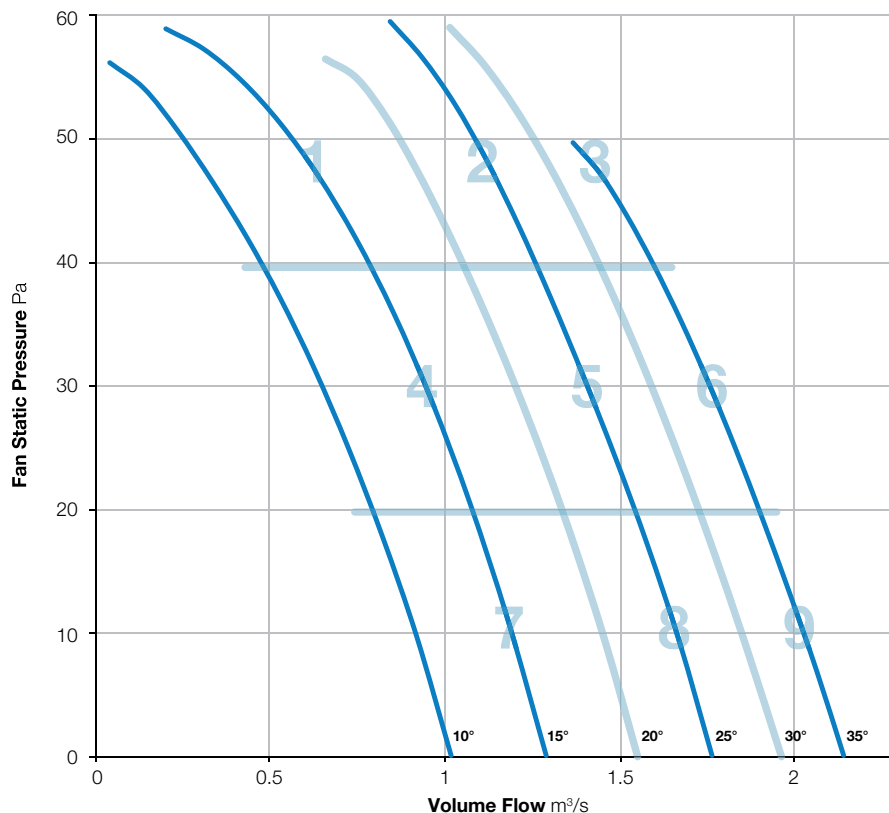
BS EN ISO 5136:2009

Type D installation

Form B



Elta Fans Limited certifies that the Axial Fans shown herein are licensed to bear the AMCA Seal. The ratings shown are based on tests and procedures performed in accordance with AMCA Publication 211 and comply with the requirements of the AMCA Certified Ratings Program. Performance certified is for Installation Type D: Ducted Inlet, Ducted Outlet. Performance ratings do not include the effects of appurtenances (accessories).



Zone		In-duct Sound Power Level (SWL) re 1pW									SPL dBA @ 3m*
		63Hz	125Hz	250Hz	500Hz	1kHz	2kHz	4kHz	8kHz	Total	
1	Inlet	65	72	73	70	62	60	58	52	77	50
	Outlet	65	72	72	68	62	60	57	53	76	49
2	Inlet	67	64	59	61	59	60	60	55	71	46
	Outlet	70	62	59	61	59	59	60	57	72	46
3	Inlet	69	68	62	65	62	61	62	57	74	48
	Outlet	71	66	62	63	62	61	62	58	74	48
4	Inlet	62	62	57	60	60	60	58	51	69	45
	Outlet	65	61	57	61	60	59	56	51	69	45
5	Inlet	68	67	60	61	59	59	58	54	72	45
	Outlet	72	65	59	61	59	58	58	55	74	45
6	Inlet	70	69	63	65	62	61	62	57	74	48
	Outlet	74	67	62	63	62	61	62	59	76	48
7	Inlet	63	65	59	60	59	61	56	49	70	45
	Outlet	67	64	58	62	59	60	54	48	71	45
8	Inlet	67	68	61	62	60	60	58	53	72	46
	Outlet	70	66	61	61	59	59	57	53	73	45
9	Inlet	71	71	64	66	62	62	61	57	76	49
	Outlet	74	69	64	64	62	61	62	59	76	48

*Sound Pressure Level (SPL) is average spherical free-field re 20μPa, for comparative use only.
Power rating (watts, kW or BHP) does not include transmission losses.
The AMCA certified ratings seal applies to air performance only.



560-131-6

960 r/min



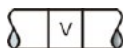
Nominal Diameter
560mm



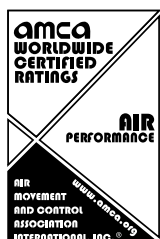
Hub Type
131



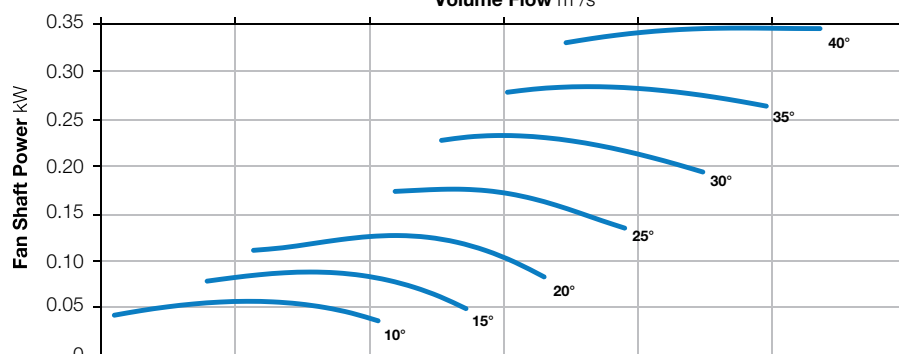
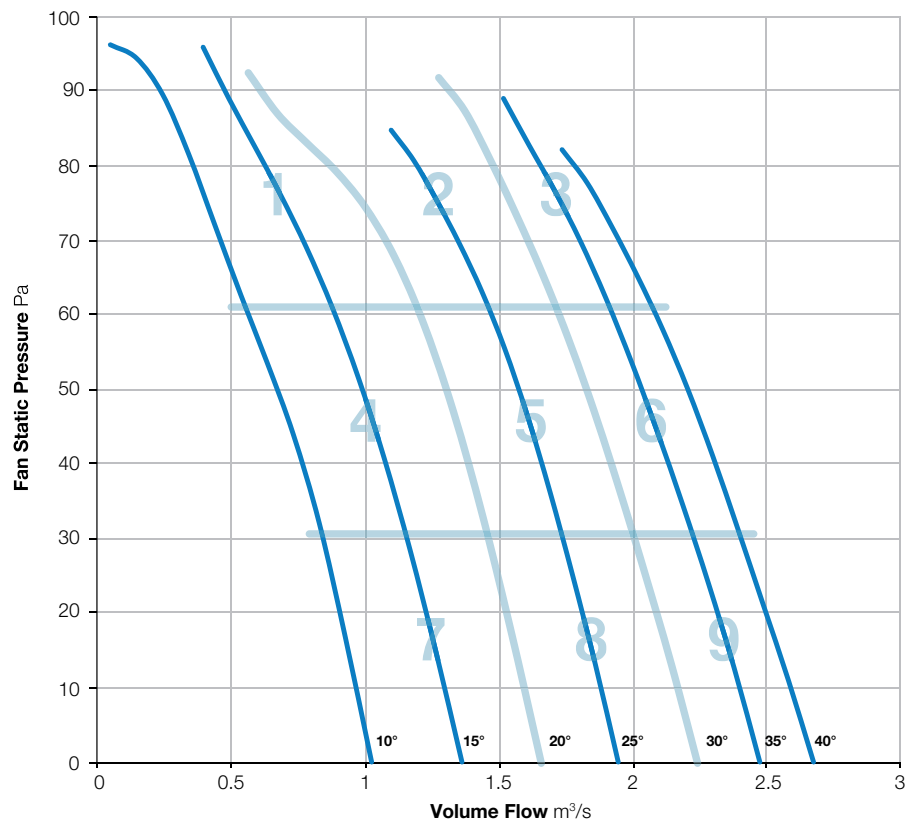
Number of Blades
6



BS ISO 5801:2017
BS EN ISO 5136:2009
Type D installation
Form B



Elta Fans Limited certifies that the Axial Fans shown herein are licensed to bear the AMCA Seal. The ratings shown are based on tests and procedures performed in accordance with AMCA Publication 211 and comply with the requirements of the AMCA Certified Ratings Program. Performance certified is for Installation Type D: Ducted Inlet, Ducted Outlet. Performance ratings do not include the effects of appurtenances (accessories).



Zone		In-duct Sound Power Level (SWL) re 1pW									SPL dBA @ 3m*
		63Hz	125Hz	250Hz	500Hz	1kHz	2kHz	4kHz	8kHz	Total	
1	Inlet	70	76	73	71	65	63	60	53	79	52
	Outlet	69	77	73	69	64	63	59	54	80	51
2	Inlet	66	69	63	63	62	62	61	57	73	48
	Outlet	67	66	62	63	62	62	61	57	72	48
3	Inlet	69	70	65	65	64	65	64	59	75	50
	Outlet	70	67	65	65	64	65	65	61	75	51
4	Inlet	62	66	61	63	63	64	59	52	72	48
	Outlet	63	63	61	62	63	63	58	52	71	48
5	Inlet	66	72	64	63	63	63	61	55	75	49
	Outlet	66	68	63	63	62	62	60	55	73	48
6	Inlet	70	73	67	66	64	64	63	58	77	50
	Outlet	71	70	66	65	64	64	63	60	76	50
7	Inlet	62	68	61	61	61	63	57	51	72	47
	Outlet	60	64	61	61	60	62	56	50	70	46
8	Inlet	67	74	65	64	64	65	61	55	76	50
	Outlet	66	70	65	64	63	64	59	54	74	49
9	Inlet	72	75	68	66	65	65	62	57	78	51
	Outlet	72	71	67	66	64	65	62	59	77	50

*Sound Pressure Level (SPL) is average spherical free-field re 20μPa, for comparative use only.
Power rating (watts, kW or BHP) does not include transmission losses.
The AMCA certified ratings seal applies to air performance only.



560-181-3

960 r/min



Nominal Diameter

560mm



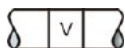
Hub Type

181



Number of Blades

3

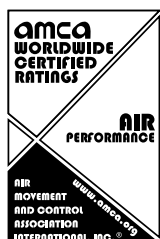


BS ISO 5801:2017

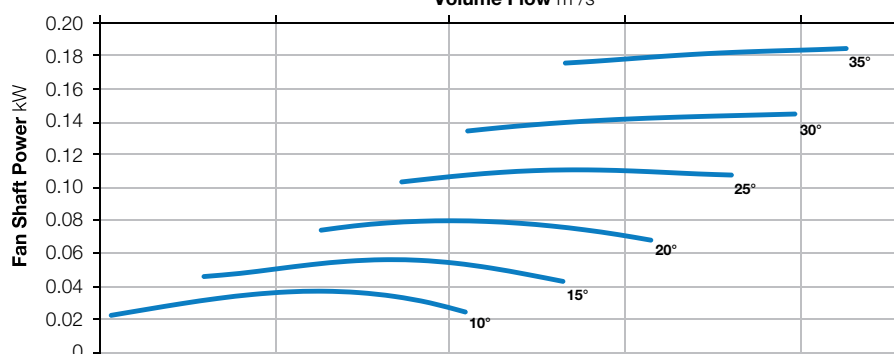
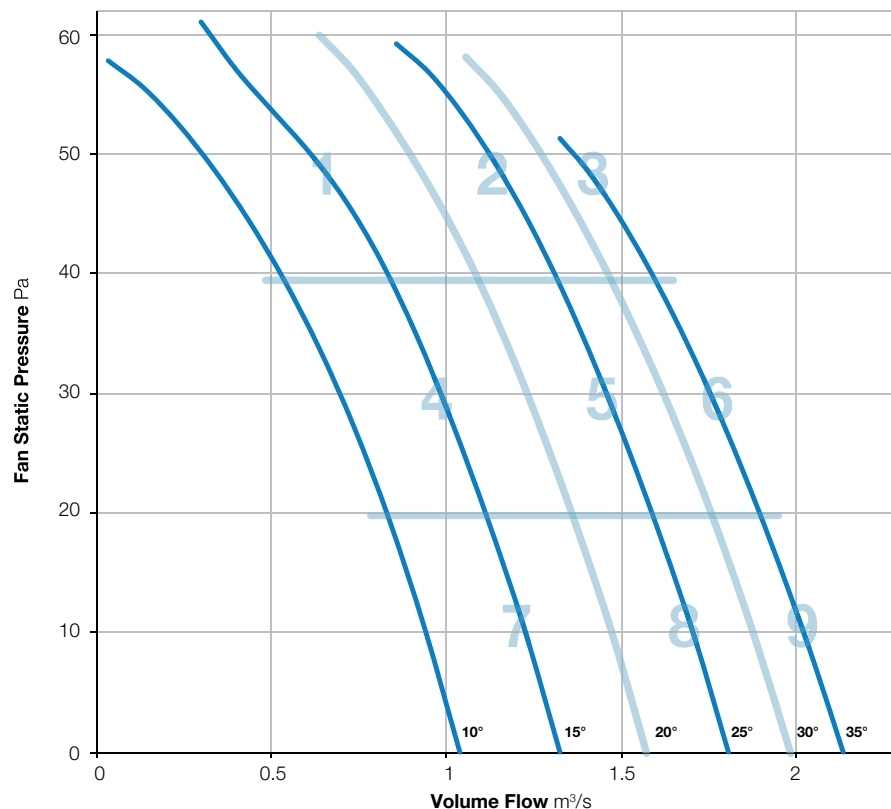
BS EN ISO 5136:2009

Type D installation

Form B



Elta Fans Limited certifies that the Axial Fans shown herein are licensed to bear the AMCA Seal. The ratings shown are based on tests and procedures performed in accordance with AMCA Publication 211 and comply with the requirements of the AMCA Certified Ratings Program. Performance certified is for Installation Type D: Ducted Inlet, Ducted Outlet. Performance ratings do not include the effects of appurtenances (accessories).



Zone		In-duct Sound Power Level (SWL) re 1pW									SPL dBA @ 3m*
		63Hz	125Hz	250Hz	500Hz	1kHz	2kHz	4kHz	8kHz	Total	
1	Inlet	67	69	73	71	63	60	58	52	77	51
	Outlet	69	69	73	69	63	60	57	53	77	50
2	Inlet	69	68	62	61	60	60	60	55	73	46
	Outlet	70	67	62	60	59	59	60	57	73	46
3	Inlet	71	68	63	63	61	61	62	57	74	48
	Outlet	73	66	62	62	61	61	62	59	75	48
4	Inlet	65	64	59	62	60	60	58	51	70	46
	Outlet	67	63	59	60	60	59	56	51	70	45
5	Inlet	69	68	61	61	59	60	59	54	73	46
	Outlet	71	65	60	60	59	59	58	55	73	45
6	Inlet	72	68	63	64	62	61	61	57	75	48
	Outlet	75	66	62	63	62	61	62	59	76	48
7	Inlet	66	65	59	63	61	62	56	49	71	46
	Outlet	70	64	59	61	60	61	55	49	72	45
8	Inlet	70	69	62	62	61	61	58	53	74	46
	Outlet	72	67	62	61	60	60	58	53	74	46
9	Inlet	73	70	64	64	62	62	61	57	76	48
	Outlet	76	68	63	64	62	62	61	59	77	48

*Sound Pressure Level (SPL) is average spherical free-field re 20μPa, for comparative use only.
Power rating (watts, kW or BHP) does not include transmission losses.
The AMCA certified ratings seal applies to air performance only.



560-181-6

960 r/min



Nominal Diameter

560mm



Hub Type

181



Number of Blades

6



BS ISO 5801:2017

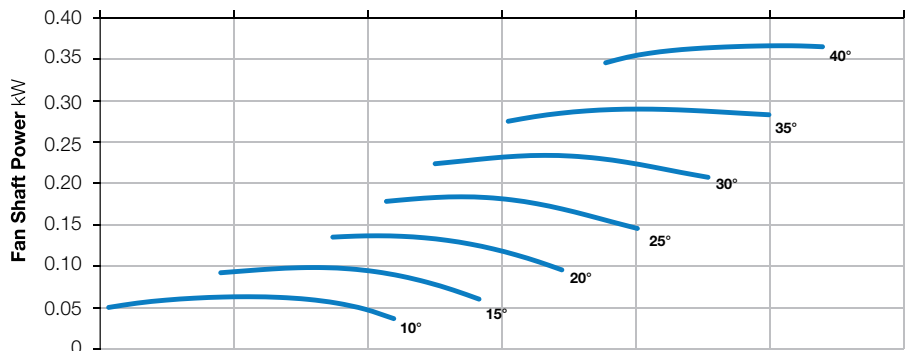
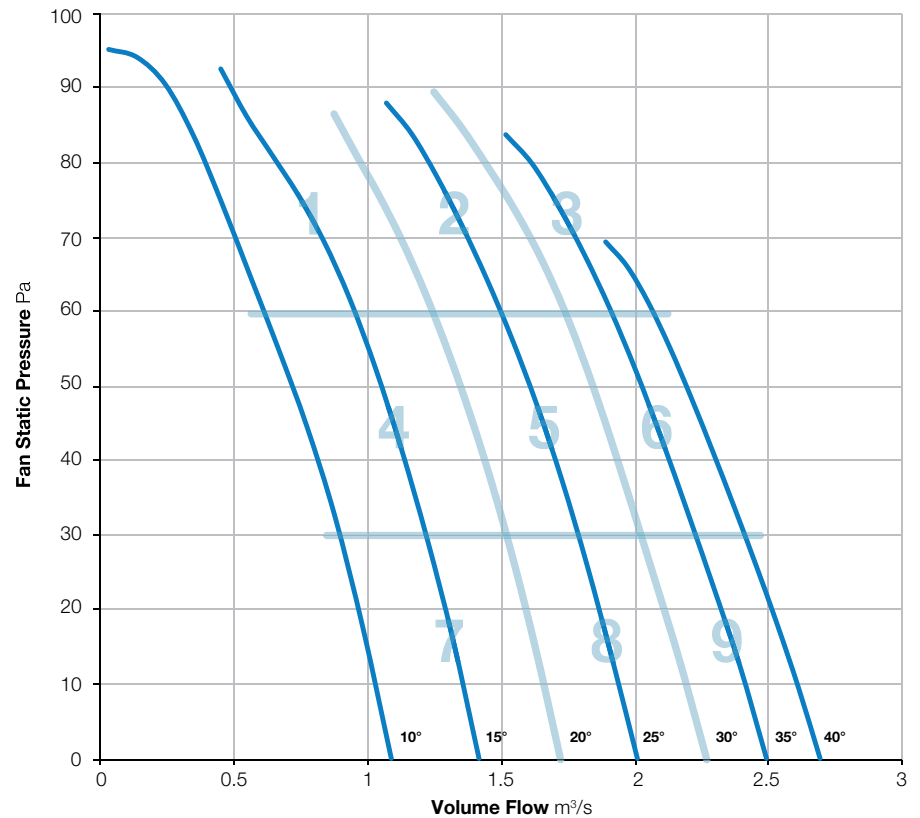
BS EN ISO 5136:2009

Type D installation

Form B



Elta Fans Limited certifies that the Axial Fans shown herein are licensed to bear the AMCA Seal. The ratings shown are based on tests and procedures performed in accordance with AMCA Publication 211 and comply with the requirements of the AMCA Certified Ratings Program. Performance certified is for Installation Type D: Ducted Inlet, Ducted Outlet. Performance ratings do not include the effects of appurtenances (accessories).



Zone		In-duct Sound Power Level (SWL) re 1pW									SPL dBA @ 3m*
		63Hz	125Hz	250Hz	500Hz	1kHz	2kHz	4kHz	8kHz	Total	
1	Inlet	72	77	74	71	66	63	60	54	80	52
	Outlet	73	77	74	69	65	63	59	55	80	51
2	Inlet	71	70	64	64	63	63	61	56	75	49
	Outlet	71	69	63	63	62	62	60	57	75	48
3	Inlet	72	69	66	66	64	64	63	58	76	50
	Outlet	75	69	66	66	64	64	64	60	77	50
4	Inlet	65	66	62	63	64	65	60	53	72	49
	Outlet	66	66	62	63	64	64	59	53	72	49
5	Inlet	68	69	64	65	67	66	60	54	75	51
	Outlet	69	68	64	64	66	65	59	55	74	50
6	Inlet	74	72	67	66	64	64	62	57	78	50
	Outlet	76	71	66	66	64	64	62	59	78	50
7	Inlet	67	67	62	62	62	64	58	52	73	48
	Outlet	69	67	62	62	62	63	57	51	73	47
8	Inlet	70	70	65	65	68	68	60	52	76	52
	Outlet	71	70	65	64	67	67	59	52	76	51
9	Inlet	75	73	68	66	65	64	62	56	78	50
	Outlet	75	72	67	66	65	64	62	58	78	50

*Sound Pressure Level (SPL) is average spherical free-field re 20μPa, for comparative use only.
Power rating (watts, kW or BHP) does not include transmission losses.
The AMCA certified ratings seal applies to air performance only.



560-181-9

960 r/min



Nominal Diameter

560mm



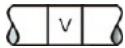
Hub Type

181



Number of Blades

9



BS ISO 5801:2017

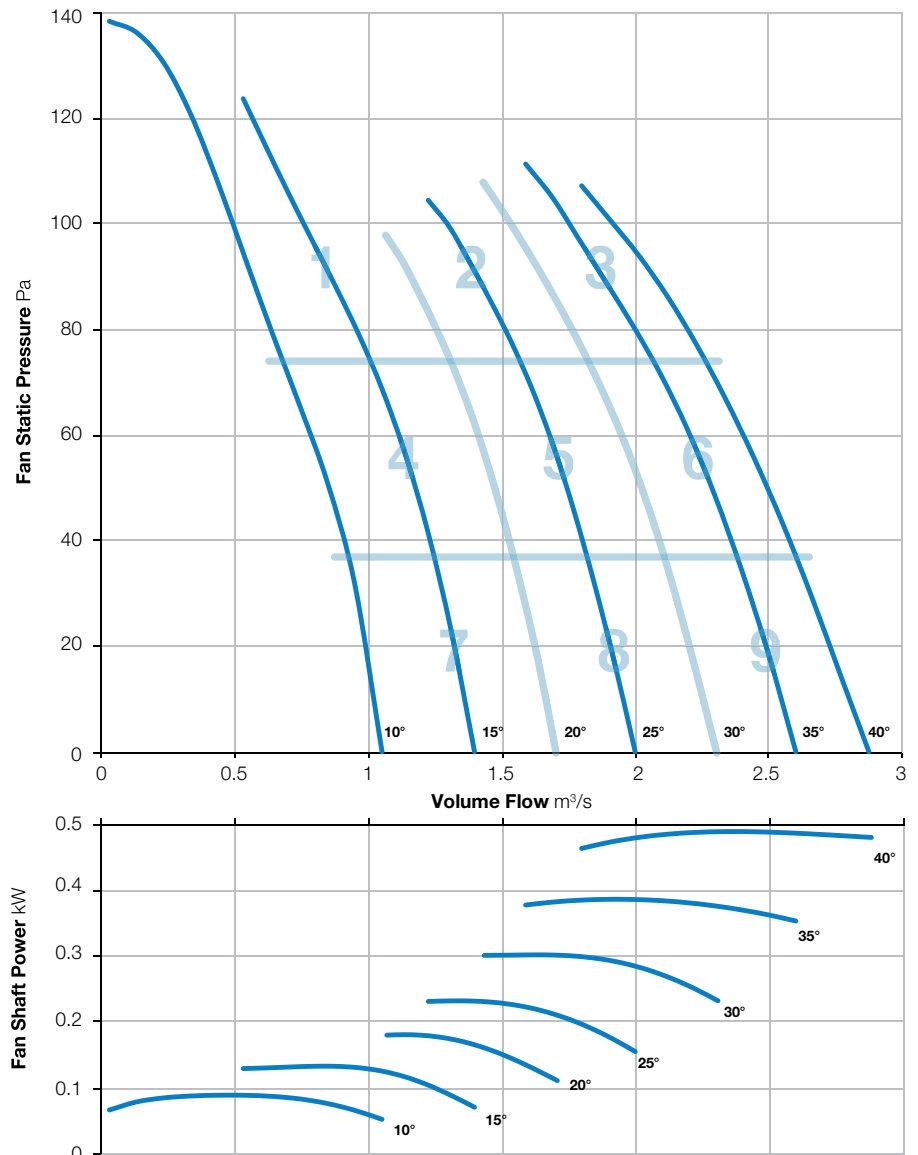
BS ISO 13347-2:2004

Type D installation

Form B



Elta Fans Limited certifies that the Axial Fans shown herein are licensed to bear the AMCA Seal. The ratings shown are based on tests and procedures performed in accordance with AMCA Publications 211 & 311 and comply with the requirements of the AMCA Certified Ratings Program. Performance certified is for Installation Type D: Ducted Inlet, Ducted Outlet. Performance ratings do not include the effects of appurtenances (accessories).



Zone		In-duct Sound Power Level (SWL) re 1pW									SPL dBA @ 3m*
		63Hz	125Hz	250Hz	500Hz	1kHz	2kHz	4kHz	8kHz	Total	
1	Inlet	74	83	77	75	69	66	61	54	85	56
	Outlet	77	85	79	73	69	66	61	57	87	56
2	Inlet	70	74	71	70	68	66	63	58	78	53
	Outlet	70	74	73	70	67	66	64	60	79	53
3	Inlet	72	76	68	70	67	66	65	62	79	53
	Outlet	73	76	70	69	66	66	66	63	80	53
4	Inlet	66	75	67	71	69	68	62	55	78	54
	Outlet	70	75	70	70	69	67	61	55	79	53
5	Inlet	69	75	66	69	67	66	62	56	78	52
	Outlet	69	74	68	67	66	65	63	57	77	51
6	Inlet	75	77	69	70	67	66	64	61	81	53
	Outlet	75	78	70	69	67	66	64	62	81	53
7	Inlet	67	76	66	70	66	66	60	54	78	52
	Outlet	72	75	67	68	65	65	59	53	78	51
8	Inlet	72	75	67	69	67	67	62	55	79	52
	Outlet	73	76	69	67	66	67	62	56	79	52
9	Inlet	76	78	70	71	68	66	64	61	81	53
	Outlet	76	79	71	69	68	66	64	61	82	53

*Sound Pressure Level (SPL) is average spherical free-field re 20µPa, for comparative use only. dBA levels are not licensed by AMCA International.

Power rating (watts, kW or BHP) does not include transmission losses.

The sound power level ratings shown are in decibels, referred to 10⁻¹² watts, calculated per AMCA Standard 301. Values shown are for inlet L_{wa} and outlet L_{wo} sound power levels for Installation Type D: ducted inlet, ducted outlet. Ratings include the effect of duct end correction.



560-182-3

960 r/min



Nominal Diameter

560mm



Hub Type

182



Number of Blades

3

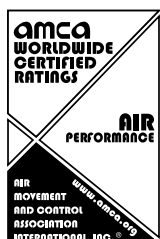


BS ISO 5801:2017

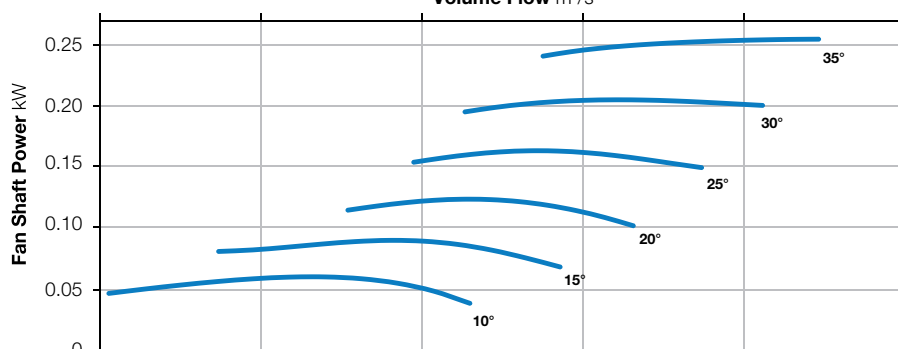
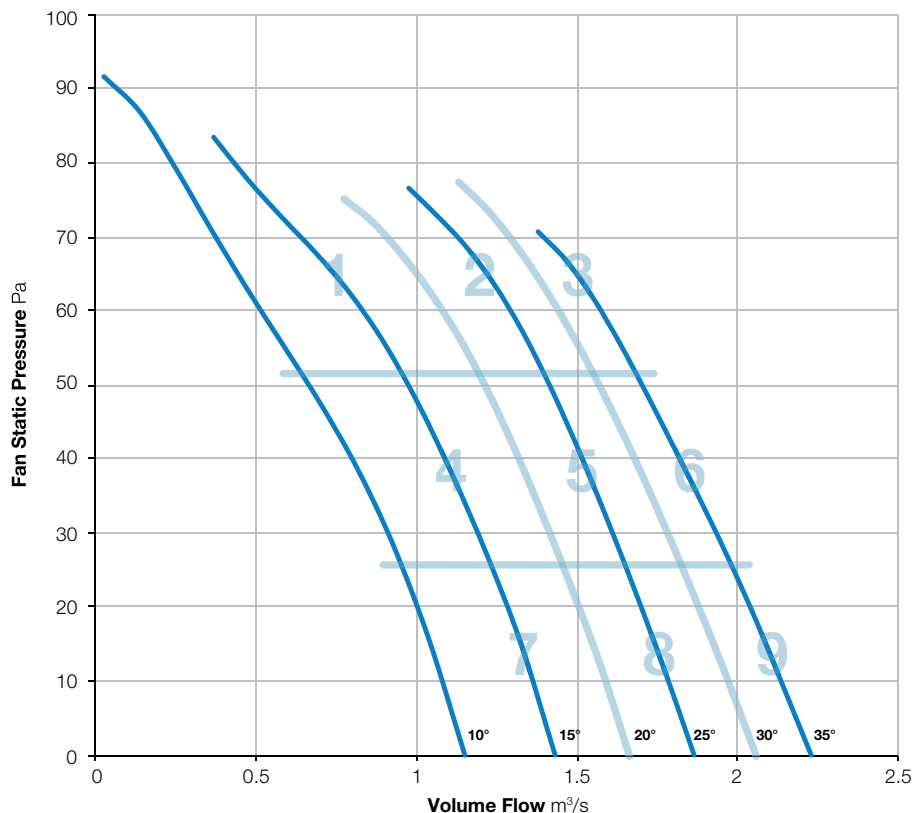
BS EN ISO 5136:2009

Type D installation

Form B



Elta Fans Limited certifies that the Axial Fans shown herein are licensed to bear the AMCA Seal. The ratings shown are based on tests and procedures performed in accordance with AMCA Publication 211 and comply with the requirements of the AMCA Certified Ratings Program. Performance certified is for Installation Type D: Ducted Inlet, Ducted Outlet. Performance ratings do not include the effects of appurtenances (accessories).



Zone		In-duct Sound Power Level (SWL) re 1pW									SPL dBA @ 3m*
		63Hz	125Hz	250Hz	500Hz	1kHz	2kHz	4kHz	8kHz	Total	
1	Inlet	For sound data please contact Elta Fans.									
	Outlet										
2	Inlet										
	Outlet										
3	Inlet										
	Outlet										
4	Inlet										
	Outlet										
5	Inlet										
	Outlet										
6	Inlet										
	Outlet										
7	Inlet										
	Outlet										
8	Inlet										
	Outlet										
9	Inlet										
	Outlet										

*Sound Pressure Level (SPL) is average spherical free-field re 20µPa, for comparative use only.
Power rating (watts, kW or BHP) does not include transmission losses.
The AMCA certified ratings seal applies to air performance only.



560-182-6

960 r/min



Nominal Diameter

560mm



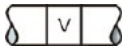
Hub Type

182



Number of Blades

6



BS ISO 5801:2017

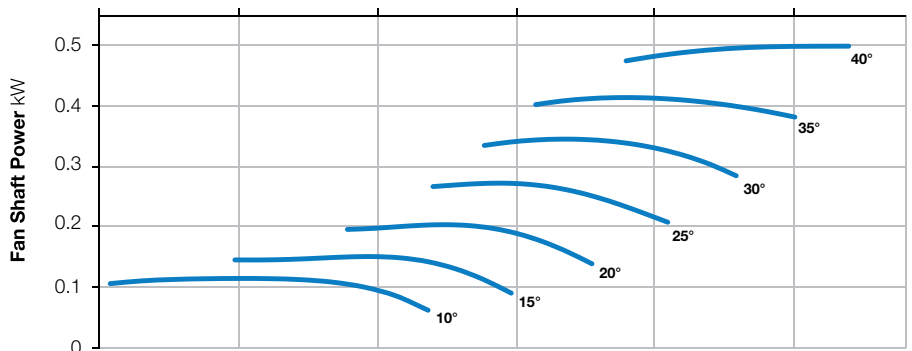
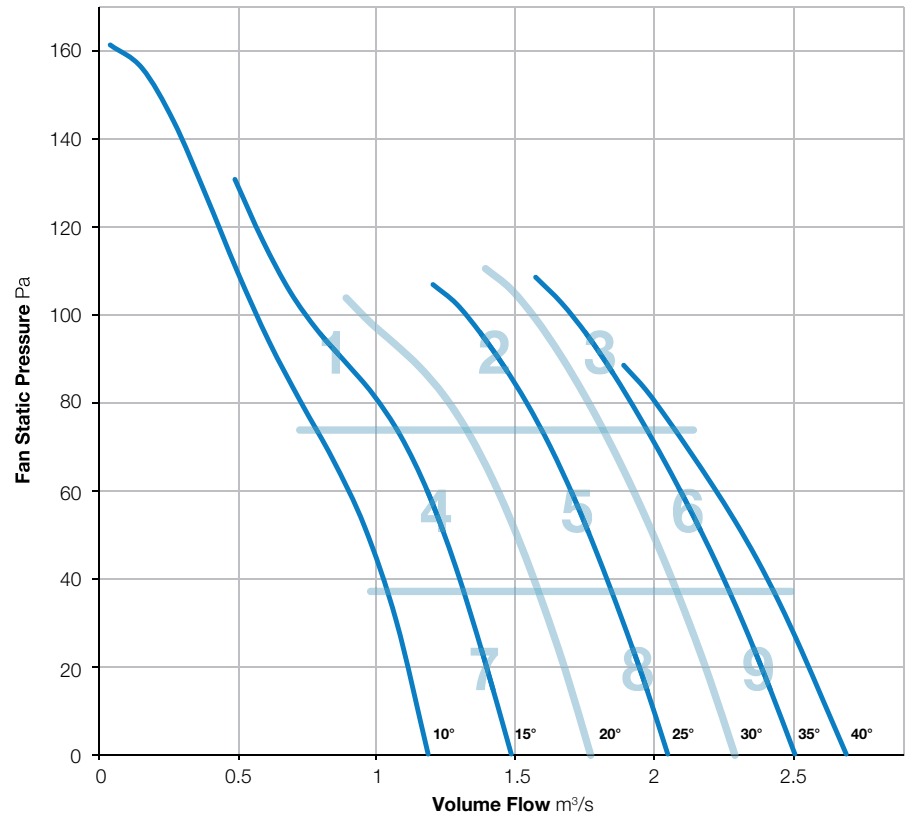
BS EN ISO 5136:2009

Type D installation

Form B



Elta Fans Limited certifies that the Axial Fans shown herein are licensed to bear the AMCA Seal. The ratings shown are based on tests and procedures performed in accordance with AMCA Publication 211 and comply with the requirements of the AMCA Certified Ratings Program. Performance certified is for Installation Type D: Ducted Inlet, Ducted Outlet. Performance ratings do not include the effects of appurtenances (accessories).



Zone		In-duct Sound Power Level (SWL) re 1pW									SPL dBA @ 3m*
		63Hz	125Hz	250Hz	500Hz	1kHz	2kHz	4kHz	8kHz	Total	
1	Inlet	For sound data please contact Elta Fans.									
	Outlet										
2	Inlet										
	Outlet										
3	Inlet										
	Outlet										
4	Inlet										
	Outlet										
5	Inlet										
	Outlet										
6	Inlet										
	Outlet										
7	Inlet										
	Outlet										
8	Inlet										
	Outlet										
9	Inlet										
	Outlet										

*Sound Pressure Level (SPL) is average spherical free-field re 20μPa, for comparative use only.
Power rating (watts, kW or BHP) does not include transmission losses.
The AMCA certified ratings seal applies to air performance only.



560-251-3

960 r/min



Nominal Diameter

560mm




Hub Type

251



Number of Blades

3



BS ISO 5801:2017

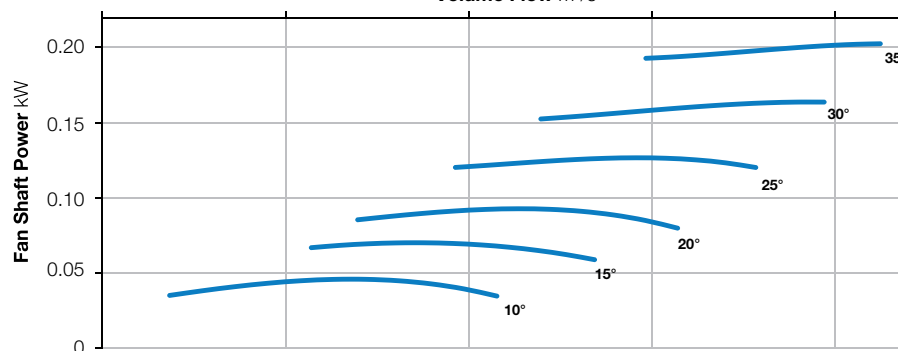
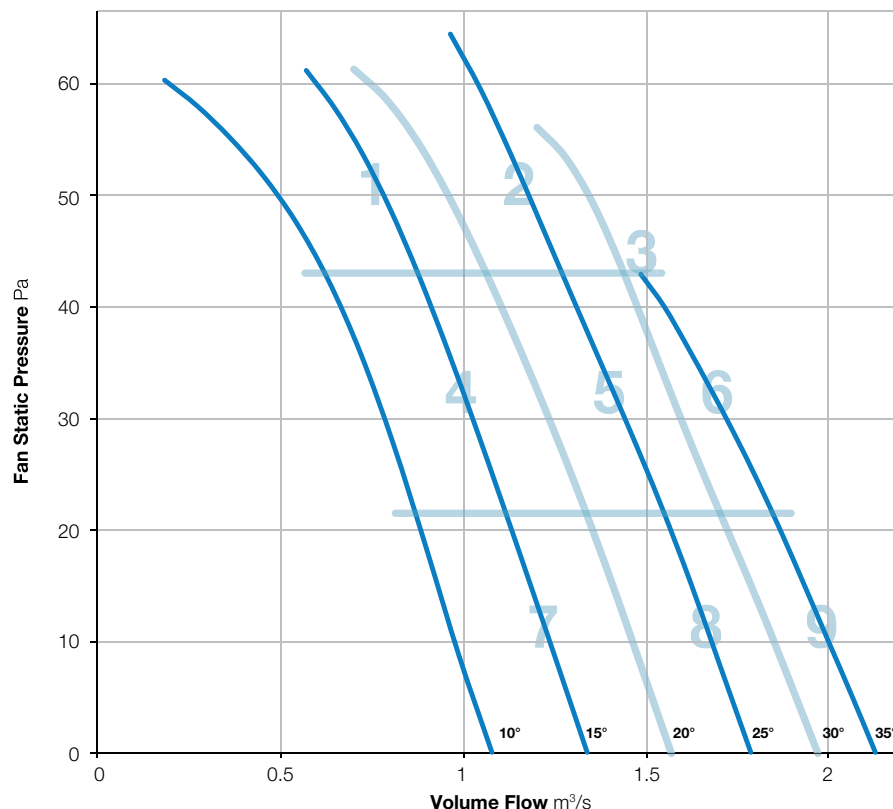
BS EN ISO 5136:2009

Type D installation

Form B



Elta Fans Limited certifies that the Axial Fans shown herein are licensed to bear the AMCA Seal. The ratings shown are based on tests and procedures performed in accordance with AMCA Publication 211 and comply with the requirements of the AMCA Certified Ratings Program. Performance certified is for Installation Type D: Ducted Inlet, Ducted Outlet. Performance ratings do not include the effects of appurtenances (accessories).



Zone		In-duct Sound Power Level (SWL) re 1pW									SPL dBA @ 3m*
		63Hz	125Hz	250Hz	500Hz	1kHz	2kHz	4kHz	8kHz	Total	
1	Inlet	68	69	70	70	63	59	52	45	76	49
	Outlet	70	69	70	69	62	58	51	45	76	49
2	Inlet	72	70	67	64	60	58	54	49	75	46
	Outlet	77	70	67	64	58	57	53	50	78	45
3	Inlet	75	70	65	64	59	58	56	52	77	46
	Outlet	79	69	65	65	58	57	56	54	80	46
4	Inlet	67	65	61	62	61	61	55	44	71	46
	Outlet	74	65	62	62	60	60	53	44	75	45
5	Inlet	70	66	62	60	59	59	55	48	73	44
	Outlet	75	64	62	62	58	58	53	48	76	44
6	Inlet	75	69	62	63	59	60	56	51	77	46
	Outlet	80	67	62	65	59	60	56	53	80	46
7	Inlet	66	61	56	60	59	61	52	43	69	45
	Outlet	73	60	57	60	58	60	51	42	74	44
8	Inlet	71	63	59	60	61	61	56	47	73	46
	Outlet	78	62	59	62	60	60	54	47	78	45
9	Inlet	76	69	62	64	60	60	56	50	77	46
	Outlet	82	67	61	65	60	59	55	51	82	46

*Sound Pressure Level (SPL) is average spherical free-field re 20μPa, for comparative use only.
Power rating (watts, kW or BHP) does not include transmission losses.
The AMCA certified ratings seal applies to air performance only.



560-251-6

960 r/min



Nominal Diameter

560mm



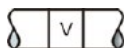
Hub Type

251



Number of Blades

6



BS ISO 5801:2017

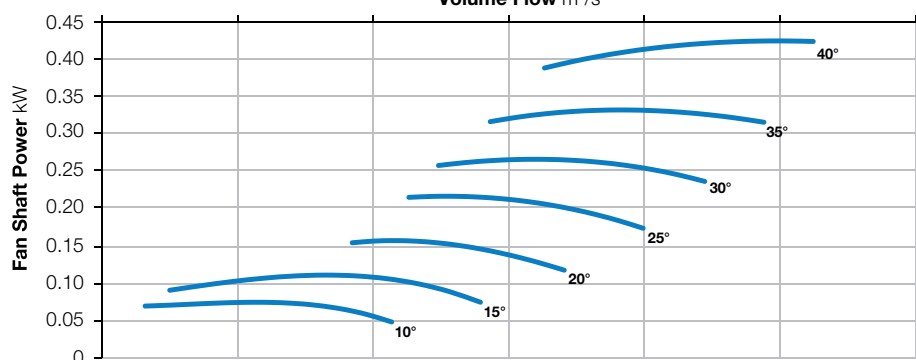
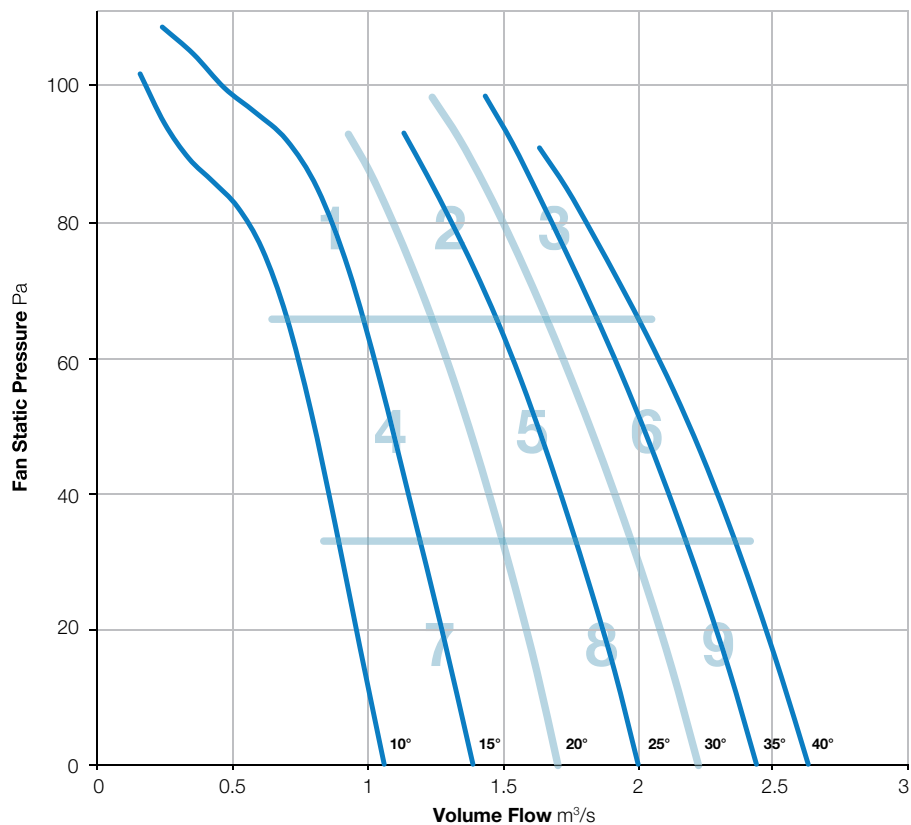
BS EN ISO 5136:2009

Type D installation

Form B



Elta Fans Limited certifies that the Axial Fans shown herein are licensed to bear the AMCA Seal. The ratings shown are based on tests and procedures performed in accordance with AMCA Publication 211 and comply with the requirements of the AMCA Certified Ratings Program. Performance certified is for Installation Type D: Ducted Inlet, Ducted Outlet. Performance ratings do not include the effects of appurtenances (accessories).



Zone		In-duct Sound Power Level (SWL) re 1pW									SPL dBA @ 3m*
		63Hz	125Hz	250Hz	500Hz	1kHz	2kHz	4kHz	8kHz	Total	
1	Inlet	68	68	72	72	67	63	57	49	77	52
	Outlet	69	68	71	71	66	62	55	49	77	51
2	Inlet	72	72	66	64	61	60	57	51	76	47
	Outlet	73	70	65	64	61	59	56	53	76	46
3	Inlet	75	71	65	66	63	61	60	56	77	48
	Outlet	76	69	65	66	63	61	59	57	78	48
4	Inlet	66	68	64	63	62	63	57	48	73	47
	Outlet	67	66	64	64	61	62	55	48	72	47
5	Inlet	70	73	65	64	62	62	57	50	76	48
	Outlet	71	70	64	65	61	61	56	50	75	47
6	Inlet	76	72	67	65	62	61	59	54	78	48
	Outlet	76	70	67	66	61	60	58	56	78	48
7	Inlet	64	67	62	63	63	65	57	47	72	48
	Outlet	64	65	62	64	62	64	55	46	72	48
8	Inlet	70	72	65	65	64	65	59	50	76	49
	Outlet	70	69	65	66	63	64	57	49	75	49
9	Inlet	73	74	67	66	63	64	59	53	78	49
	Outlet	74	71	66	66	63	63	58	54	77	49

*Sound Pressure Level (SPL) is average spherical free-field re 20μPa, for comparative use only.
Power rating (watts, kW or BHP) does not include transmission losses.
The AMCA certified ratings seal applies to air performance only.



560-251-9

960 r/min



Nominal Diameter

560mm



Hub Type

251



Number of Blades

9



BS ISO 5801:2017

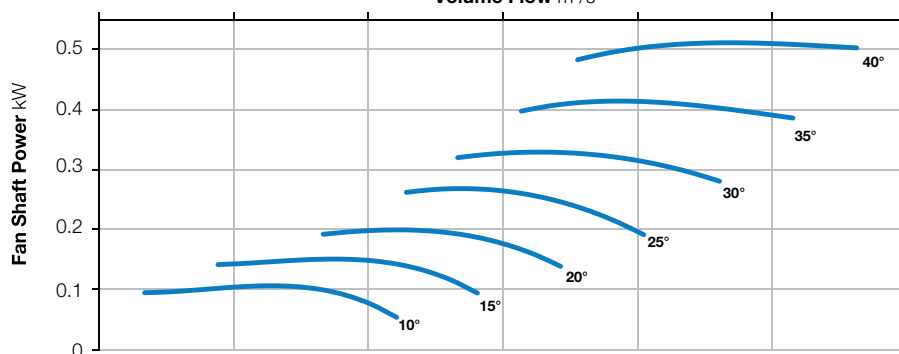
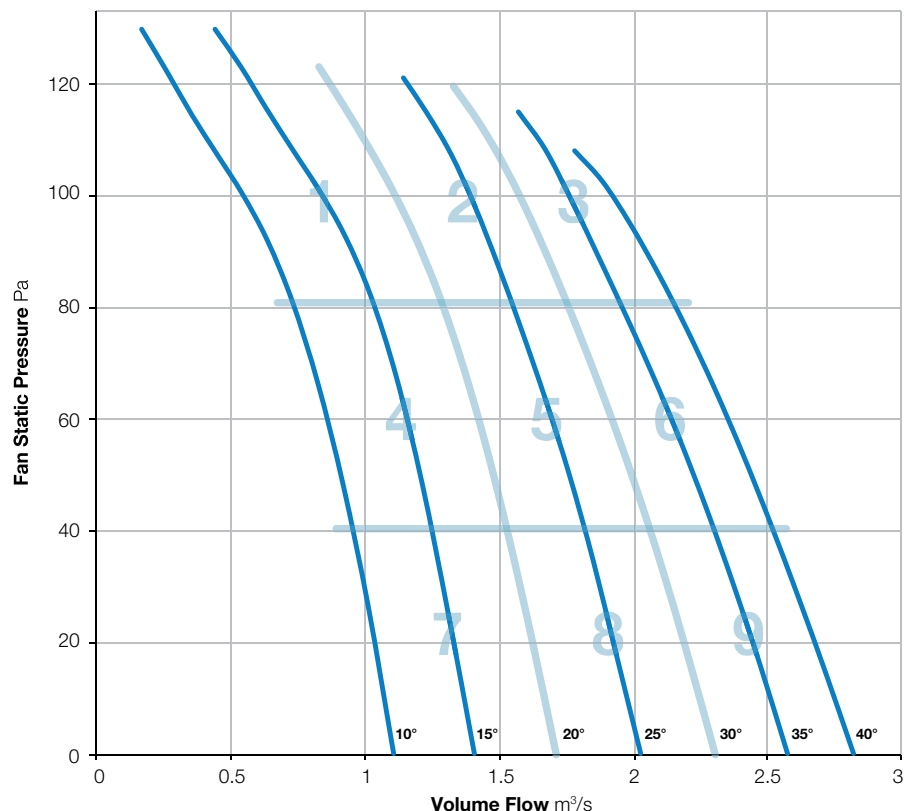
BS EN ISO 5136:2009

Type D installation

Form B



Elta Fans Limited certifies that the Axial Fans shown herein are licensed to bear the AMCA Seal. The ratings shown are based on tests and procedures performed in accordance with AMCA Publication 211 and comply with the requirements of the AMCA Certified Ratings Program. Performance certified is for Installation Type D: Ducted Inlet, Ducted Outlet. Performance ratings do not include the effects of appurtenances (accessories).



Zone		In-duct Sound Power Level (SWL) re 1pW									SPL dBA @ 3m*
		63Hz	125Hz	250Hz	500Hz	1kHz	2kHz	4kHz	8kHz	Total	
1	Inlet	69	72	70	71	67	64	58	48	77	52
	Outlet	71	72	70	70	66	64	56	49	77	51
2	Inlet	72	71	67	65	63	63	58	51	76	48
	Outlet	76	70	67	64	62	62	56	51	78	48
3	Inlet	77	71	69	66	63	62	59	54	79	49
	Outlet	81	70	69	66	62	62	59	56	82	49
4	Inlet	67	65	64	64	64	65	58	48	73	49
	Outlet	72	65	64	64	63	64	56	48	75	48
5	Inlet	69	70	66	64	64	65	59	50	75	49
	Outlet	73	68	66	64	63	64	57	50	76	48
6	Inlet	77	72	70	66	64	64	60	53	79	50
	Outlet	81	70	69	67	64	63	59	54	82	50
7	Inlet	65	66	64	64	64	66	57	48	73	49
	Outlet	70	65	64	64	63	66	55	47	74	49
8	Inlet	70	69	67	66	66	68	60	50	76	52
	Outlet	73	67	67	65	65	67	58	49	76	51
9	Inlet	77	73	70	67	66	68	62	53	80	52
	Outlet	81	71	69	67	66	67	61	53	82	52

*Sound Pressure Level (SPL) is average spherical free-field re 20µPa, for comparative use only.
Power rating (watts, kW or BHP) does not include transmission losses.
The AMCA certified ratings seal applies to air performance only.



560-251-12

960 r/min



Nominal Diameter

560mm



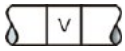
Hub Type

251



Number of Blades

12



BS ISO 5801:2017

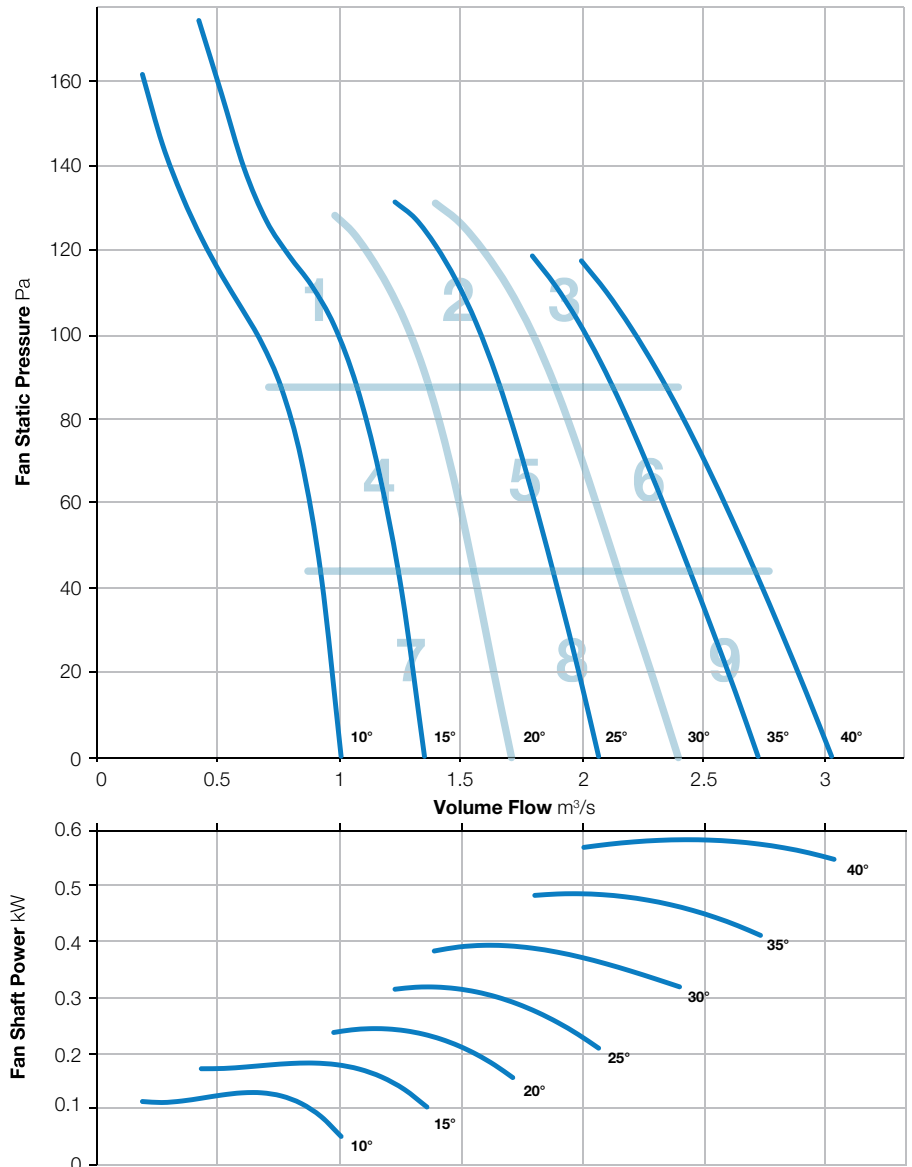
BS EN ISO 5136:2009

Type D installation

Form B



Elta Fans Limited certifies that the Axial Fans shown herein are licensed to bear the AMCA Seal. The ratings shown are based on tests and procedures performed in accordance with AMCA Publication 211 and comply with the requirements of the AMCA Certified Ratings Program. Performance certified is for Installation Type D: Ducted Inlet, Ducted Outlet. Performance ratings do not include the effects of appurtenances (accessories).



Zone		In-duct Sound Power Level (SWL) re 1pW									SPL dBA @ 3m*
		63Hz	125Hz	250Hz	500Hz	1kHz	2kHz	4kHz	8kHz	Total	
1	Inlet	69	71	71	75	67	66	58	51	79	54
	Outlet	71	71	71	74	67	65	58	51	79	53
2	Inlet	71	66	69	64	61	62	58	51	75	48
	Outlet	73	66	67	64	61	62	57	52	75	47
3	Inlet	73	69	69	66	62	62	59	54	76	49
	Outlet	77	69	69	65	62	62	59	55	79	48
4	Inlet	65	62	64	65	65	66	59	50	73	50
	Outlet	68	62	64	64	64	65	57	49	73	49
5	Inlet	68	65	68	65	64	65	60	50	74	50
	Outlet	72	65	67	64	63	64	58	51	75	49
6	Inlet	71	68	69	66	64	65	60	53	76	50
	Outlet	75	69	68	66	64	64	60	54	77	50
7	Inlet	63	63	64	65	64	67	58	49	73	50
	Outlet	64	63	64	64	63	66	56	48	72	49
8	Inlet	66	67	69	67	66	68	60	50	75	52
	Outlet	68	67	68	66	65	67	59	50	75	51
9	Inlet	72	69	70	68	67	69	63	53	77	53
	Outlet	74	69	69	68	66	69	62	53	78	53

*Sound Pressure Level (SPL) is average spherical free-field re 20μPa, for comparative use only.
Power rating (watts, kW or BHP) does not include transmission losses.
The AMCA certified ratings seal applies to air performance only.



560-252-9

960 r/min



Nominal Diameter

560mm



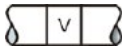
Hub Type

252



Number of Blades

9



BS ISO 5801:2017

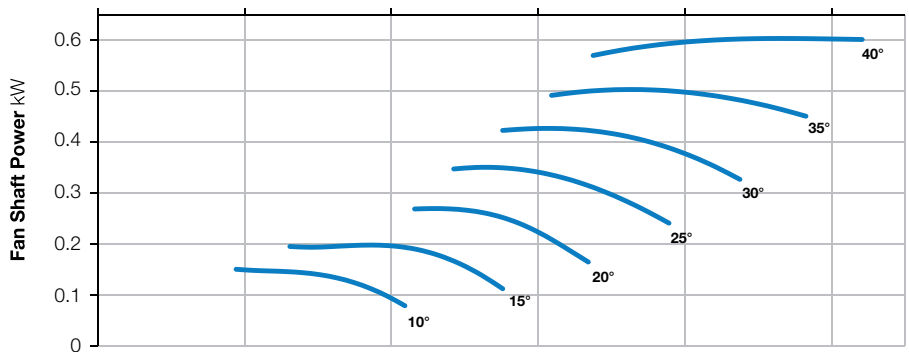
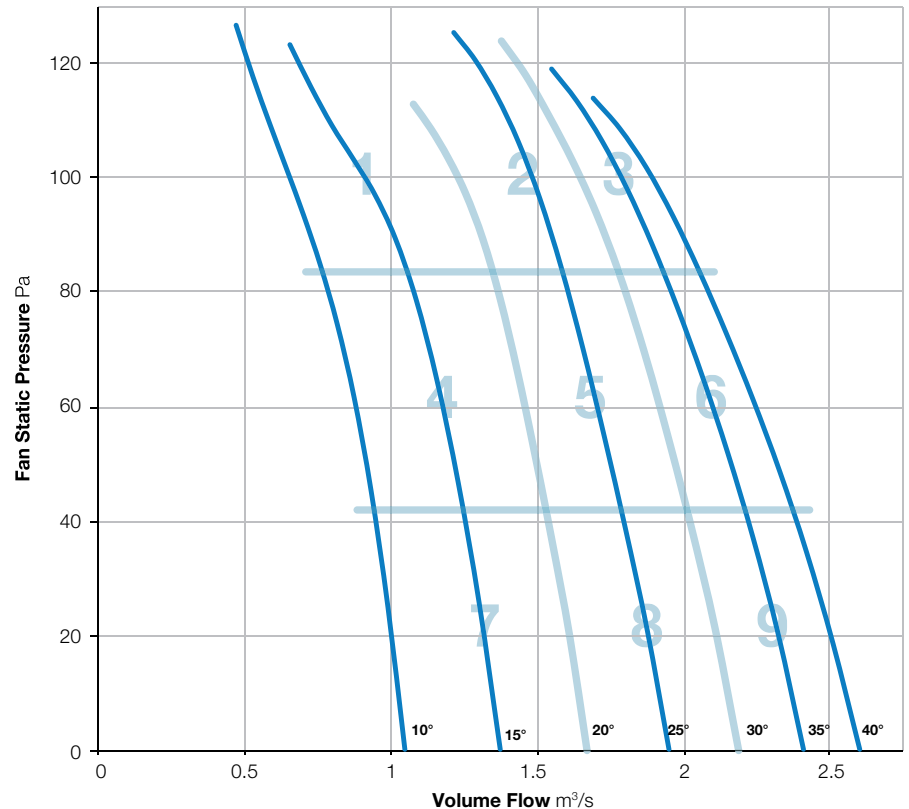
BS EN ISO 5136:2009

Type D installation

Form B



Elta Fans Limited certifies that the Axial Fans shown herein are licensed to bear the AMCA Seal. The ratings shown are based on tests and procedures performed in accordance with AMCA Publication 211 and comply with the requirements of the AMCA Certified Ratings Program. Performance certified is for Installation Type D: Ducted Inlet, Ducted Outlet. Performance ratings do not include the effects of appurtenances (accessories).



Zone		In-duct Sound Power Level (SWL) re 1pW									SPL dBA @ 3m*
		63Hz	125Hz	250Hz	500Hz	1kHz	2kHz	4kHz	8kHz	Total	
1	Inlet	For sound data please contact Elta Fans.									
	Outlet										
2	Inlet										
	Outlet										
3	Inlet										
	Outlet										
4	Inlet										
	Outlet										
5	Inlet										
	Outlet										
6	Inlet										
	Outlet										
7	Inlet										
	Outlet										
8	Inlet										
	Outlet										
9	Inlet										
	Outlet										

*Sound Pressure Level (SPL) is average spherical free-field re 20µPa, for comparative use only.
Power rating (watts, kW or BHP) does not include transmission losses.
The AMCA certified ratings seal applies to air performance only.



560-131-3

1440 r/min



Nominal Diameter

560mm



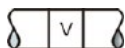
Hub Type

131



Number of Blades

3

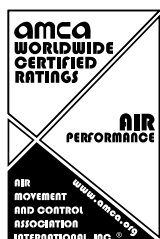


BS ISO 5801:2017

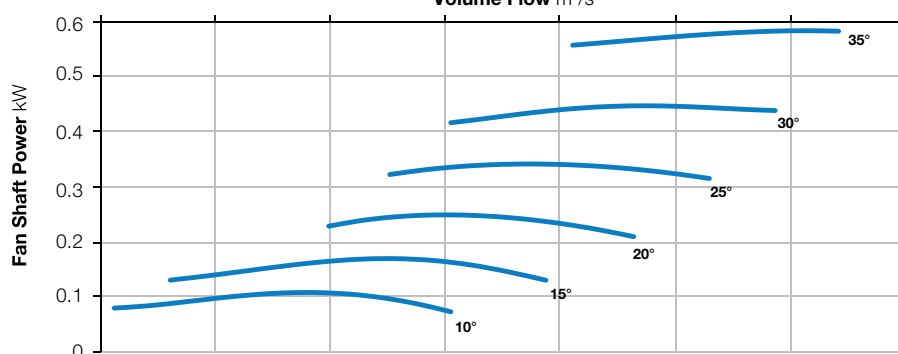
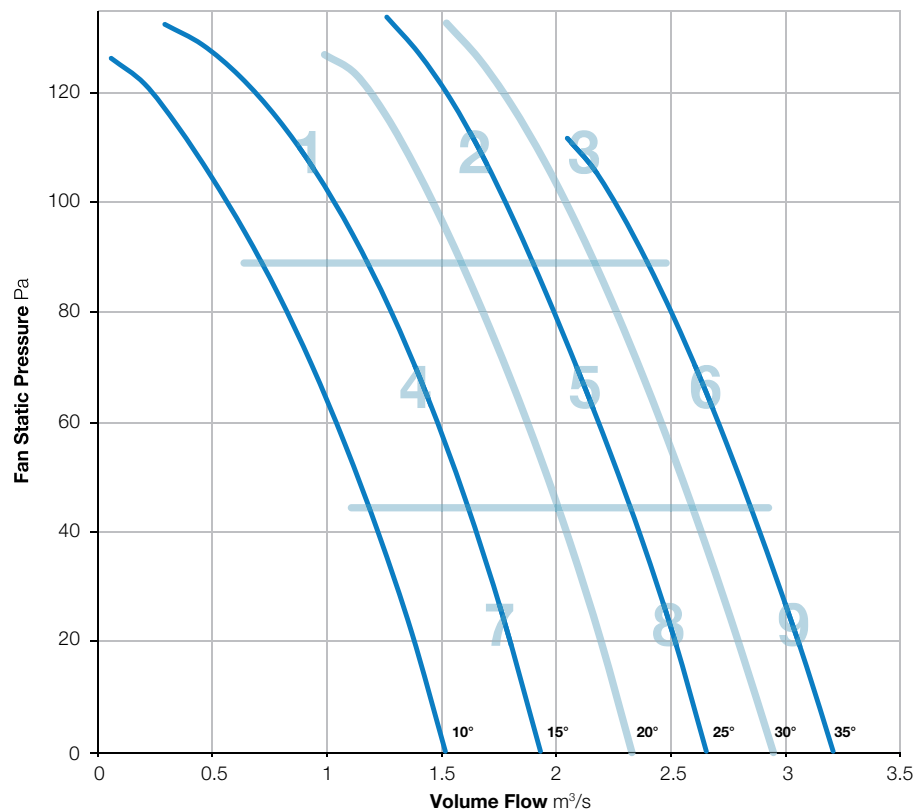
BS EN ISO 5136:2009

Type D installation

Form B



Elta Fans Limited certifies that the Axial Fans shown herein are licensed to bear the AMCA Seal. The ratings shown are based on tests and procedures performed in accordance with AMCA Publication 211 and comply with the requirements of the AMCA Certified Ratings Program. Performance certified is for Installation Type D: Ducted Inlet, Ducted Outlet. Performance ratings do not include the effects of appurtenances (accessories).



Zone		In-duct Sound Power Level (SWL) re 1pW									SPL dBA @ 3m*
		63Hz	125Hz	250Hz	500Hz	1kHz	2kHz	4kHz	8kHz	Total	
1	Inlet	74	70	78	82	76	71	68	62	85	61
	Outlet	73	70	77	81	75	70	67	63	84	60
2	Inlet	79	72	69	68	68	69	68	65	81	54
	Outlet	77	71	68	68	68	68	68	67	80	54
3	Inlet	80	74	72	72	72	71	70	68	83	57
	Outlet	79	74	71	72	71	72	70	70	83	57
4	Inlet	75	68	67	66	66	67	66	61	78	52
	Outlet	73	68	66	65	65	66	65	61	77	51
5	Inlet	80	73	70	69	68	68	67	64	82	54
	Outlet	78	72	69	69	67	67	66	65	80	53
6	Inlet	82	75	72	73	72	72	70	68	84	58
	Outlet	81	75	71	72	72	72	71	70	84	58
7	Inlet	77	71	69	67	67	68	67	60	80	53
	Outlet	75	71	68	67	67	67	66	60	78	53
8	Inlet	80	75	72	71	69	69	67	62	83	55
	Outlet	77	75	71	70	68	68	66	63	81	54
9	Inlet	83	77	74	74	73	72	70	67	85	58
	Outlet	81	77	73	73	72	72	70	70	84	58

*Sound Pressure Level (SPL) is average spherical free-field re 20μPa, for comparative use only.
Power rating (watts, kW or BHP) does not include transmission losses.
The AMCA certified ratings seal applies to air performance only.



560-131-6

1440 r/min



Nominal Diameter

560mm



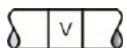
Hub Type

131



Number of Blades

6

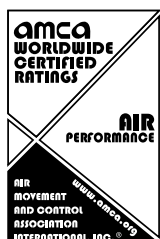


BS ISO 5801:2017

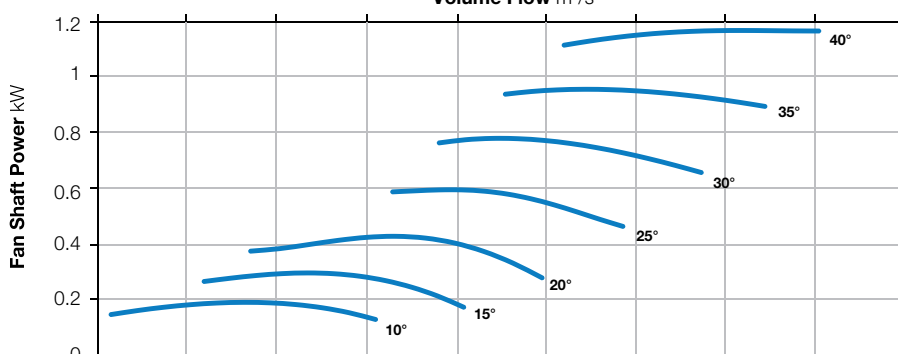
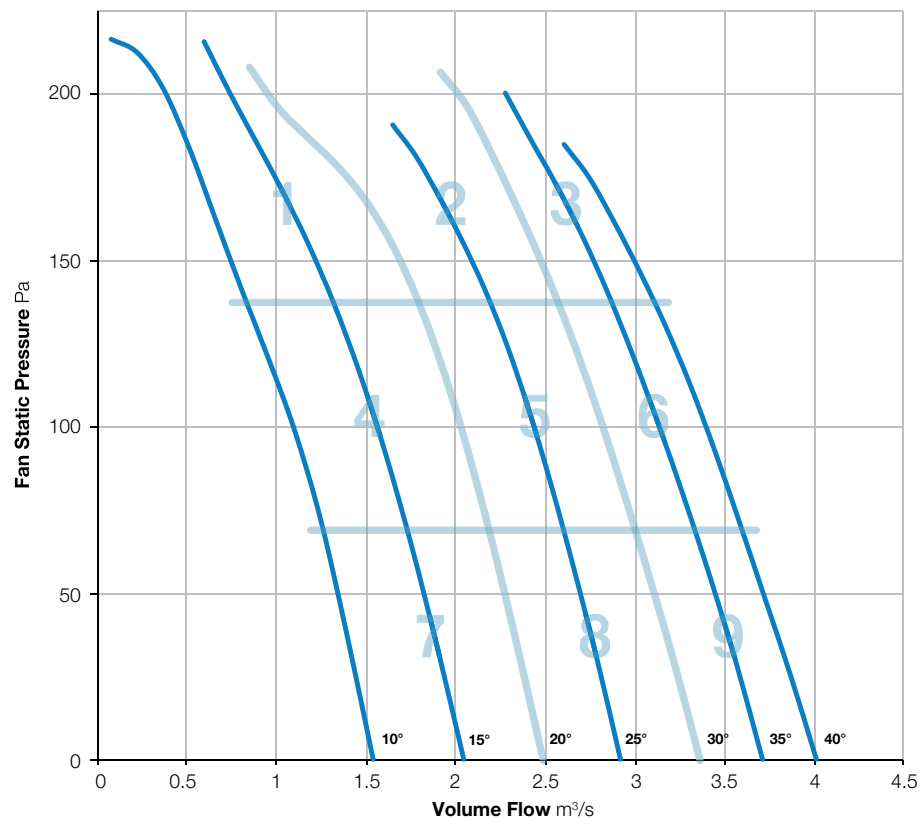
BS EN ISO 5136:2009

Type D installation

Form B



Elta Fans Limited certifies that the Axial Fans shown herein are licensed to bear the AMCA Seal. The ratings shown are based on tests and procedures performed in accordance with AMCA Publication 211 and comply with the requirements of the AMCA Certified Ratings Program. Performance certified is for Installation Type D: Ducted Inlet, Ducted Outlet. Performance ratings do not include the effects of appurtenances (accessories).



Zone		In-duct Sound Power Level (SWL) re 1pW									SPL dBA @ 3m*
		63Hz	125Hz	250Hz	500Hz	1kHz	2kHz	4kHz	8kHz	Total	
1	Inlet	73	76	83	84	77	73	70	64	88	63
	Outlet	73	75	83	82	77	73	69	65	87	62
2	Inlet	74	75	70	73	71	71	70	66	81	57
	Outlet	76	75	69	72	71	71	70	68	81	57
3	Inlet	79	77	73	76	75	74	72	69	84	60
	Outlet	81	77	72	74	75	74	73	72	85	60
4	Inlet	71	71	68	75	74	74	71	64	81	59
	Outlet	72	71	67	74	74	73	69	64	81	58
5	Inlet	75	77	72	72	71	71	70	65	82	57
	Outlet	77	77	71	71	70	71	69	66	82	56
6	Inlet	80	80	75	76	74	73	71	68	85	59
	Outlet	81	80	74	75	74	73	72	70	85	59
7	Inlet	70	74	70	70	70	71	70	63	80	56
	Outlet	71	74	70	69	69	70	69	62	79	55
8	Inlet	77	79	74	74	71	72	71	64	83	58
	Outlet	77	79	72	73	71	72	69	65	83	57
9	Inlet	82	81	76	77	74	73	71	67	86	60
	Outlet	82	81	75	76	74	73	71	69	86	59

*Sound Pressure Level (SPL) is average spherical free-field re 20μPa, for comparative use only.
Power rating (watts, kW or BHP) does not include transmission losses.
The AMCA certified ratings seal applies to air performance only.



560-181-3

1440 r/min



Nominal Diameter

560mm



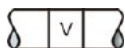
Hub Type

181



Number of Blades

3

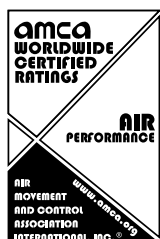


BS ISO 5801:2017

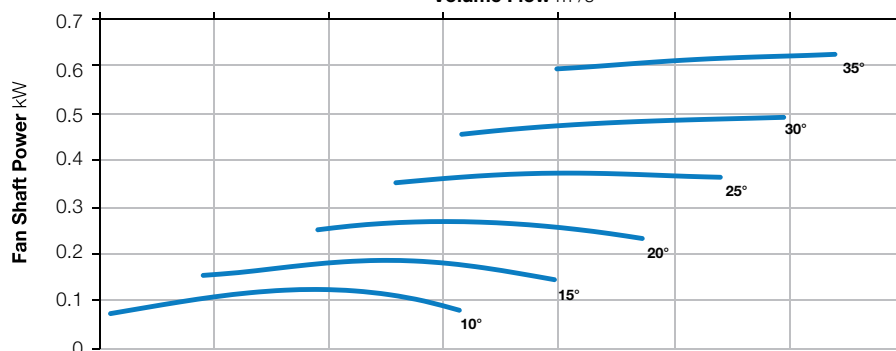
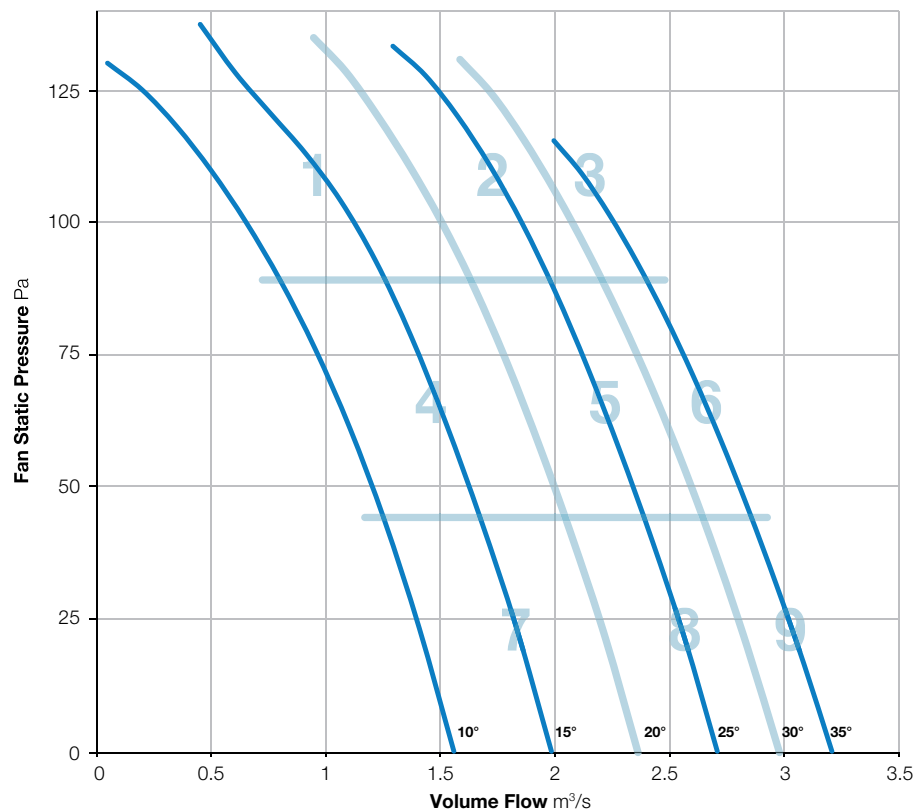
BS EN ISO 5136:2009

Type D installation

Form B



Elta Fans Limited certifies that the Axial Fans shown herein are licensed to bear the AMCA Seal. The ratings shown are based on tests and procedures performed in accordance with AMCA Publication 211 and comply with the requirements of the AMCA Certified Ratings Program. Performance certified is for Installation Type D: Ducted Inlet, Ducted Outlet. Performance ratings do not include the effects of appurtenances (accessories).



Zone		In-duct Sound Power Level (SWL) re 1pW									SPL dBA @ 3m*
		63Hz	125Hz	250Hz	500Hz	1kHz	2kHz	4kHz	8kHz	Total	
1	Inlet	79	75	82	85	77	71	68	63	88	64
	Outlet	77	74	81	83	76	71	68	64	87	62
2	Inlet	78	75	73	70	69	69	68	65	82	55
	Outlet	77	75	72	70	68	68	68	66	81	55
3	Inlet	82	76	73	72	71	71	70	67	84	57
	Outlet	81	76	71	72	71	71	71	70	84	57
4	Inlet	75	70	70	70	68	68	66	62	79	54
	Outlet	74	70	69	69	67	67	65	62	78	53
5	Inlet	78	74	71	70	68	69	67	63	81	54
	Outlet	77	73	70	69	68	68	66	65	80	54
6	Inlet	84	77	73	73	72	71	70	67	86	57
	Outlet	83	77	71	72	71	71	71	70	85	57
7	Inlet	77	71	69	67	67	68	68	61	80	54
	Outlet	75	71	68	67	67	67	66	61	79	53
8	Inlet	81	75	73	71	70	69	67	62	83	55
	Outlet	79	75	71	70	68	69	66	63	82	54
9	Inlet	85	78	75	74	72	71	70	67	87	58
	Outlet	84	78	73	73	72	72	70	69	86	58

*Sound Pressure Level (SPL) is average spherical free-field re 20μPa, for comparative use only.
Power rating (watts, kW or BHP) does not include transmission losses.
The AMCA certified ratings seal applies to air performance only.



560-181-6

1440 r/min



Nominal Diameter

560mm



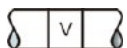
Hub Type

181



Number of Blades

6

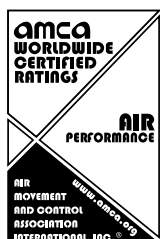


BS ISO 5801:2017

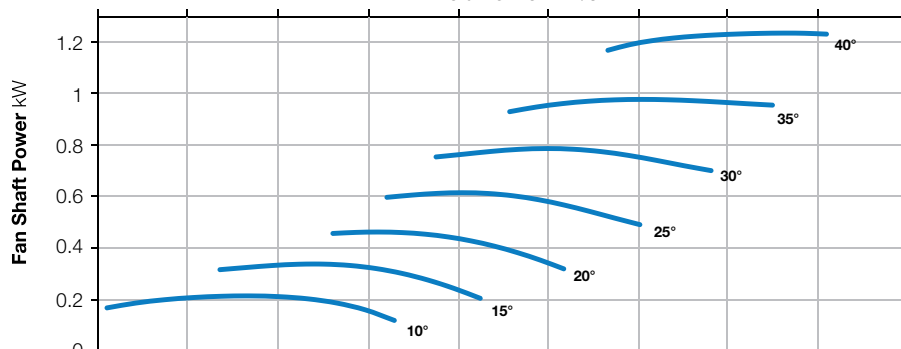
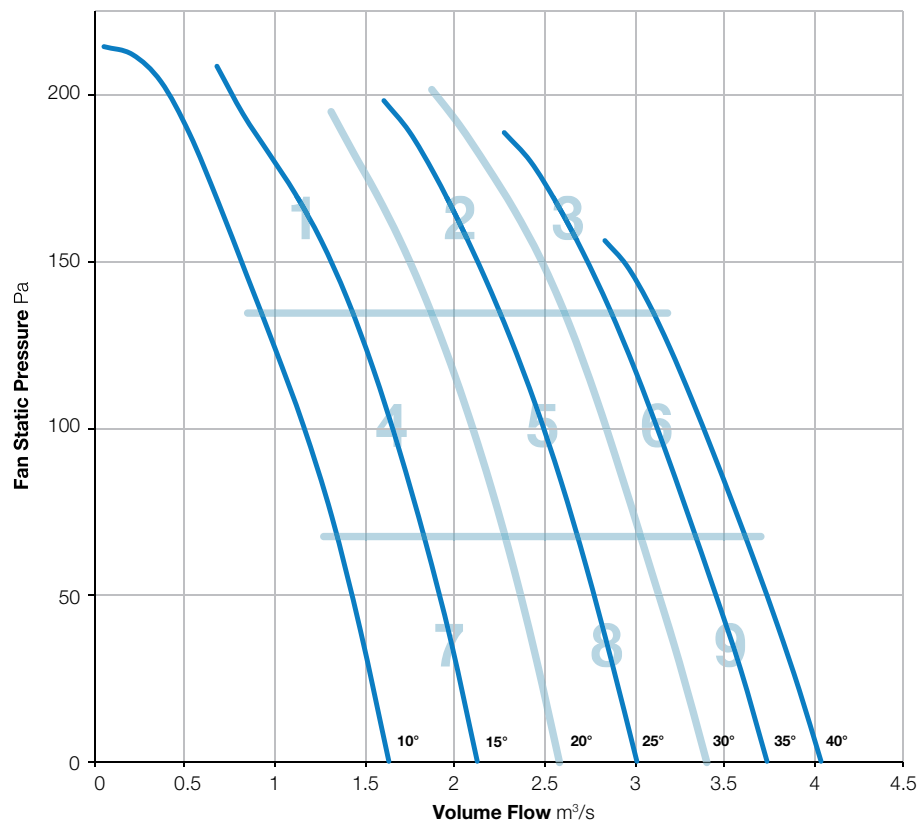
BS EN ISO 5136:2009

Type D installation

Form B



Elta Fans Limited certifies that the Axial Fans shown herein are licensed to bear the AMCA Seal. The ratings shown are based on tests and procedures performed in accordance with AMCA Publication 211 and comply with the requirements of the AMCA Certified Ratings Program. Performance certified is for Installation Type D: Ducted Inlet, Ducted Outlet. Performance ratings do not include the effects of appurtenances (accessories).



Zone		In-duct Sound Power Level (SWL) re 1pW									SPL dBA @ 3m*
		63Hz	125Hz	250Hz	500Hz	1kHz	2kHz	4kHz	8kHz	Total	
1	Inlet	80	81	83	84	77	74	70	64	89	63
	Outlet	80	81	83	82	77	73	70	65	88	62
2	Inlet	78	75	75	73	72	72	70	66	83	58
	Outlet	79	75	74	73	72	71	69	67	83	57
3	Inlet	82	76	76	77	75	74	72	69	86	60
	Outlet	83	77	75	76	75	74	73	71	86	60
4	Inlet	74	70	72	71	71	73	71	64	80	58
	Outlet	74	70	71	71	71	72	70	64	80	57
5	Inlet	78	74	75	73	72	72	70	65	83	58
	Outlet	79	74	74	73	71	71	69	66	83	57
6	Inlet	84	79	78	77	74	73	71	67	87	60
	Outlet	83	78	76	76	74	73	71	69	86	59
7	Inlet	76	72	73	72	71	72	72	63	81	58
	Outlet	76	72	73	72	70	71	71	63	81	57
8	Inlet	81	76	77	74	73	73	71	64	85	59
	Outlet	80	76	75	74	72	72	69	64	84	58
9	Inlet	85	80	78	77	74	74	71	67	88	60
	Outlet	84	79	77	76	74	74	71	69	87	60

*Sound Pressure Level (SPL) is average spherical free-field re 20μPa, for comparative use only.
Power rating (watts, kW or BHP) does not include transmission losses.
The AMCA certified ratings seal applies to air performance only.



560-181-9

1440 r/min



Nominal Diameter

560mm



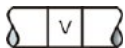
Hub Type

181



Number of Blades

9



BS ISO 5801:2017

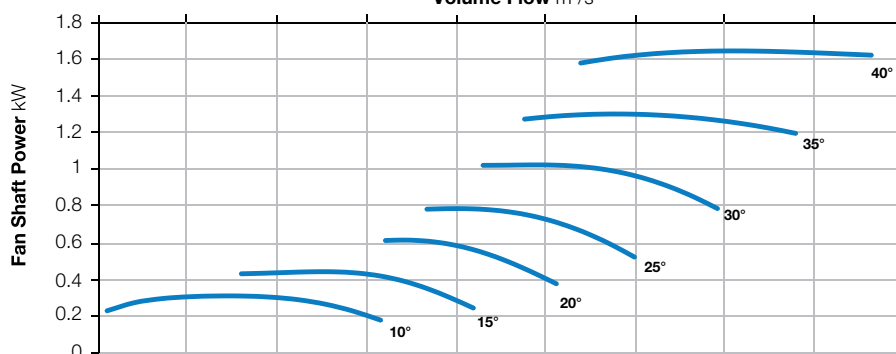
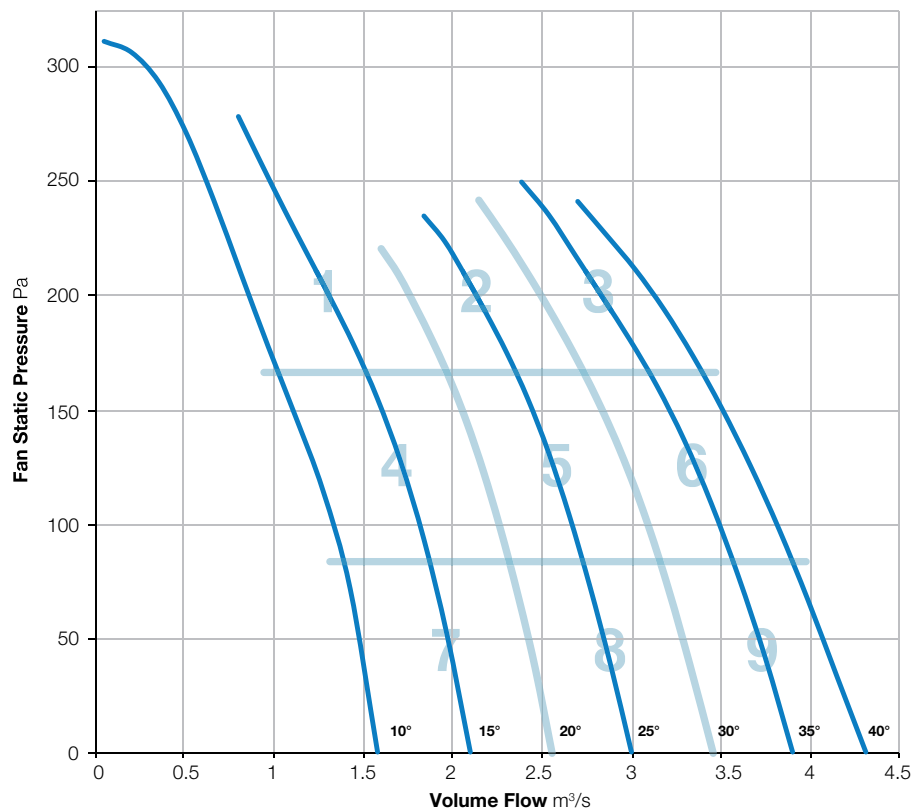
BS ISO 13347-2:2004

Type D installation

Form B



Elta Fans Limited certifies that the Axial Fans shown herein are licensed to bear the AMCA Seal. The ratings shown are based on tests and procedures performed in accordance with AMCA Publications 211 & 311 and comply with the requirements of the AMCA Certified Ratings Program. Performance certified is for Installation Type D: Ducted Inlet, Ducted Outlet. Performance ratings do not include the effects of appurtenances (accessories).



Zone		In-duct Sound Power Level (SWL) re 1pW									SPL dBA @ 3m*
		63Hz	125Hz	250Hz	500Hz	1kHz	2kHz	4kHz	8kHz	Total	
1	Inlet	81	88	87	85	81	76	72	67	92	66
	Outlet	86	87	88	84	80	76	72	68	93	65
2	Inlet	77	75	80	80	78	75	73	69	86	62
	Outlet	78	78	85	80	78	76	74	71	88	63
3	Inlet	81	77	81	82	77	76	76	78	88	64
	Outlet	82	78	86	79	77	76	75	74	89	63
4	Inlet	72	71	80	79	78	77	74	68	85	63
	Outlet	80	73	86	78	78	78	74	69	89	64
5	Inlet	79	75	81	78	77	74	71	68	86	61
	Outlet	77	76	83	76	75	74	72	69	86	61
6	Inlet	82	79	82	81	77	75	75	78	88	64
	Outlet	82	79	88	79	76	75	73	73	90	63
7	Inlet	76	74	80	78	76	75	73	67	85	61
	Outlet	82	75	83	76	75	74	73	67	87	61
8	Inlet	80	78	81	78	77	74	73	68	87	62
	Outlet	80	79	84	76	75	74	72	69	87	61
9	Inlet	82	81	84	81	78	76	75	78	89	64
	Outlet	84	81	88	80	77	76	73	72	91	64

*Sound Pressure Level (SPL) is average spherical free-field re 20μPa, for comparative use only. dBA levels are not licensed by AMCA International.

Power rating (watts, kW or BHP) does not include transmission losses.

The sound power level ratings shown are in decibels, referred to 10⁻¹² watts, calculated per AMCA Standard 301. Values shown are for inlet L_{wa} and outlet L_{wo} sound power levels for Installation Type D: ducted inlet, ducted outlet. Ratings include the effect of duct end correction.



560-182-3

1440 r/min



Nominal Diameter

560mm



Hub Type

182



Number of Blades

3

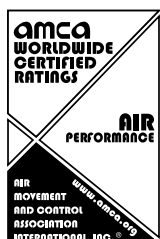


BS ISO 5801:2017

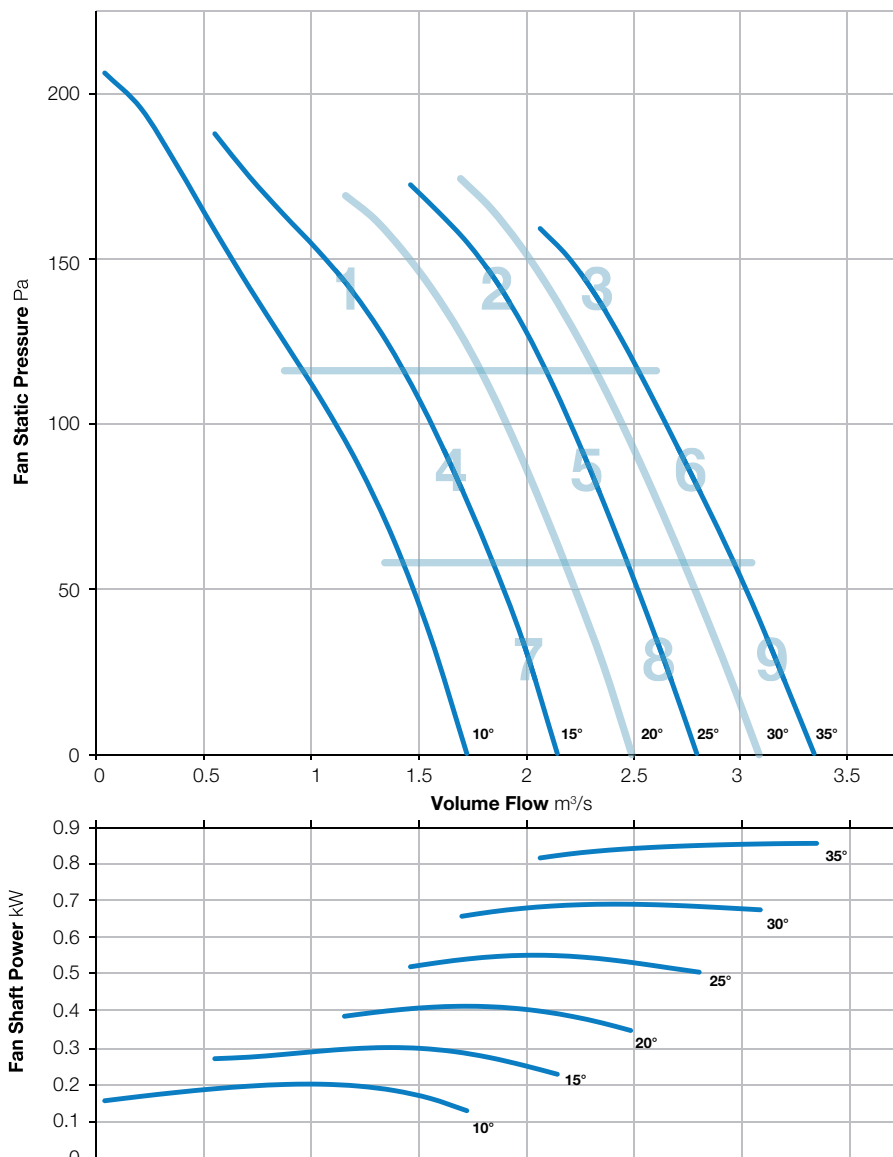
BS EN ISO 5136:2009

Type D installation

Form B



Elta Fans Limited certifies that the Axial Fans shown herein are licensed to bear the AMCA Seal. The ratings shown are based on tests and procedures performed in accordance with AMCA Publication 211 and comply with the requirements of the AMCA Certified Ratings Program. Performance certified is for Installation Type D: Ducted Inlet, Ducted Outlet. Performance ratings do not include the effects of appurtenances (accessories).



Zone		In-duct Sound Power Level (SWL) re 1pW									SPL dBA @ 3m*
		63Hz	125Hz	250Hz	500Hz	1kHz	2kHz	4kHz	8kHz	Total	
1	Inlet	For sound data please contact Elta Fans.									
	Outlet										
2	Inlet										
	Outlet										
3	Inlet										
	Outlet										
4	Inlet										
	Outlet										
5	Inlet										
	Outlet										
6	Inlet										
	Outlet										
7	Inlet										
	Outlet										
8	Inlet										
	Outlet										
9	Inlet										
	Outlet										

*Sound Pressure Level (SPL) is average spherical free-field re 20μPa, for comparative use only.
Power rating (watts, kW or BHP) does not include transmission losses.
The AMCA certified ratings seal applies to air performance only.



560-182-6

1440 r/min



Nominal Diameter

560mm



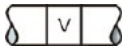
Hub Type

182



Number of Blades

6



BS ISO 5801:2017

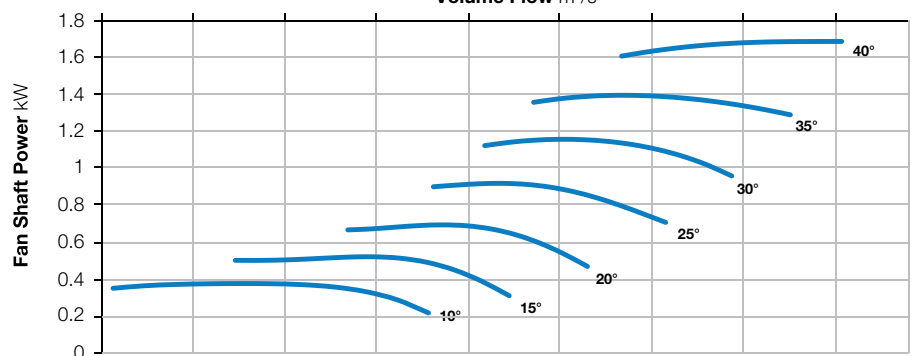
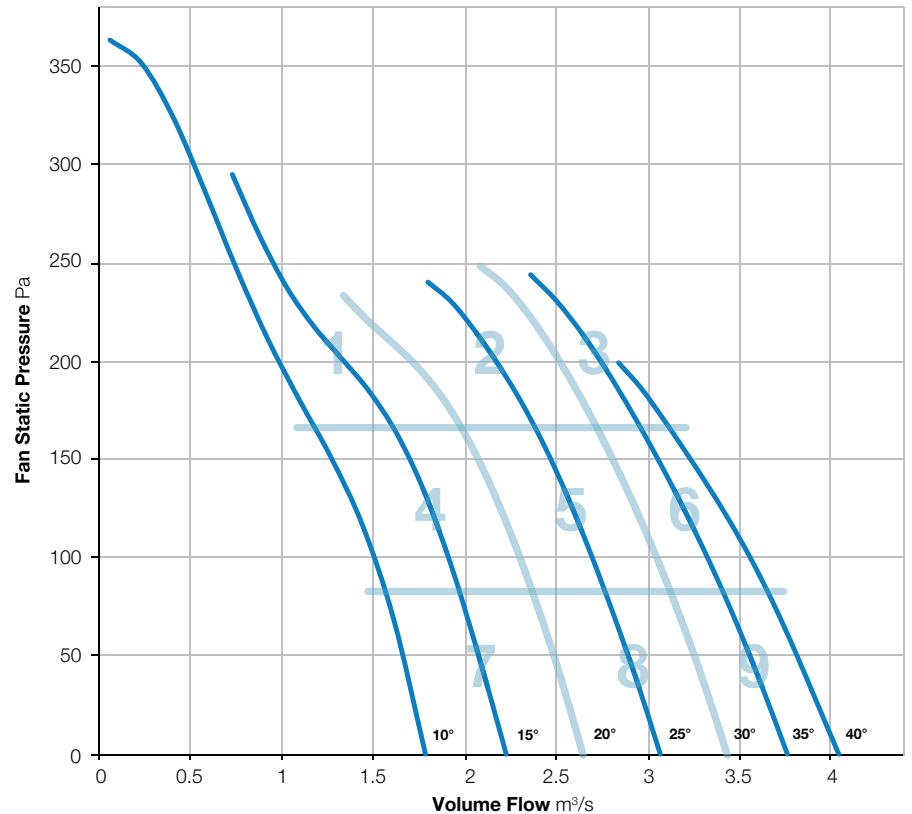
BS EN ISO 5136:2009

Type D installation

Form B



Elta Fans Limited certifies that the Axial Fans shown herein are licensed to bear the AMCA Seal. The ratings shown are based on tests and procedures performed in accordance with AMCA Publication 211 and comply with the requirements of the AMCA Certified Ratings Program. Performance certified is for Installation Type D: Ducted Inlet, Ducted Outlet. Performance ratings do not include the effects of appurtenances (accessories).



Zone		In-duct Sound Power Level (SWL) re 1pW									SPL dBA @ 3m*
		63Hz	125Hz	250Hz	500Hz	1kHz	2kHz	4kHz	8kHz	Total	
1	Inlet	For sound data please contact Elta Fans.									
	Outlet										
2	Inlet										
	Outlet										
3	Inlet										
	Outlet										
4	Inlet										
	Outlet										
5	Inlet										
	Outlet										
6	Inlet										
	Outlet										
7	Inlet										
	Outlet										
8	Inlet										
	Outlet										
9	Inlet										
	Outlet										

*Sound Pressure Level (SPL) is average spherical free-field re 20μPa, for comparative use only.
Power rating (watts, kW or BHP) does not include transmission losses.
The AMCA certified ratings seal applies to air performance only.



560-251-3

1440 r/min



Nominal Diameter

560mm




Hub Type

251



Number of Blades

3



BS ISO 5801:2017

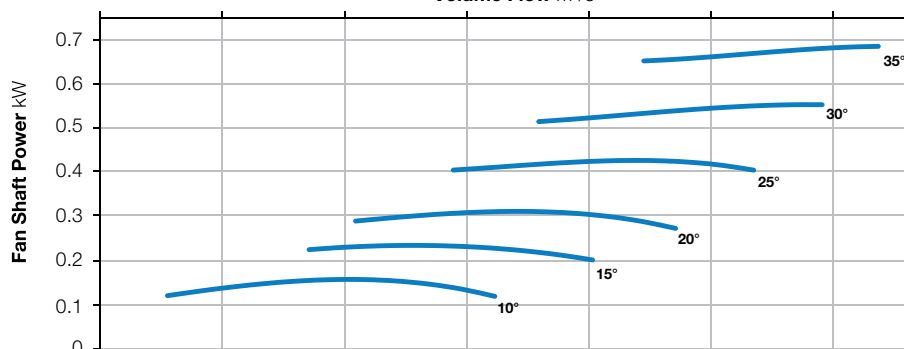
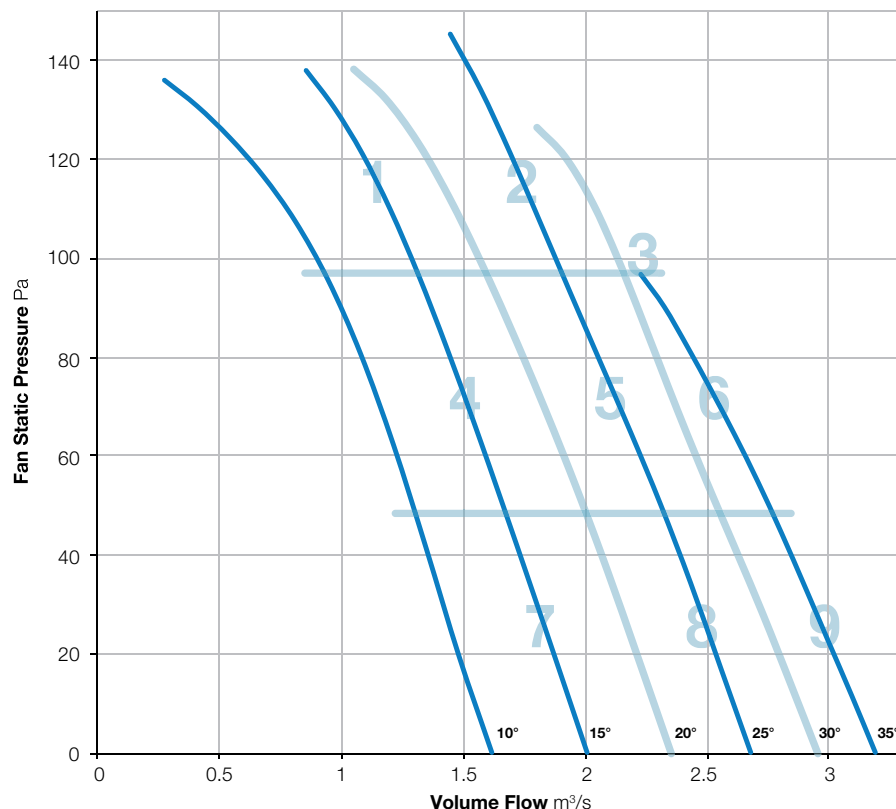
BS EN ISO 5136:2009

Type D installation

Form B



Elta Fans Limited certifies that the Axial Fans shown herein are licensed to bear the AMCA Seal. The ratings shown are based on tests and procedures performed in accordance with AMCA Publication 211 and comply with the requirements of the AMCA Certified Ratings Program. Performance certified is for Installation Type D: Ducted Inlet, Ducted Outlet. Performance ratings do not include the effects of appurtenances (accessories).



Zone		In-duct Sound Power Level (SWL) re 1pW									SPL dBA @ 3m*
		63Hz	125Hz	250Hz	500Hz	1kHz	2kHz	4kHz	8kHz	Total	
1	Inlet	79	75	76	81	77	71	64	55	85	61
	Outlet	78	75	76	80	76	70	62	55	85	60
2	Inlet	82	76	77	75	70	68	63	58	85	56
	Outlet	81	76	77	74	69	66	62	58	84	55
3	Inlet	85	79	75	72	75	68	64	60	87	57
	Outlet	85	78	75	72	79	67	63	62	87	60
4	Inlet	79	71	71	70	68	68	66	56	81	54
	Outlet	78	71	71	69	67	67	64	55	80	53
5	Inlet	80	75	71	68	67	66	63	57	82	52
	Outlet	79	74	71	69	66	65	61	56	81	52
6	Inlet	86	77	73	70	74	69	64	60	87	56
	Outlet	85	76	72	71	79	68	63	61	87	60
7	Inlet	78	68	66	67	68	70	69	56	80	55
	Outlet	77	68	66	66	67	69	67	54	79	53
8	Inlet	83	72	68	67	67	68	66	58	84	53
	Outlet	82	71	68	68	66	67	64	56	83	52
9	Inlet	88	78	72	71	74	70	65	60	89	57
	Outlet	87	77	71	71	79	69	64	60	88	60

*Sound Pressure Level (SPL) is average spherical free-field re 20μPa, for comparative use only.
Power rating (watts, kW or BHP) does not include transmission losses.
The AMCA certified ratings seal applies to air performance only.



560-251-6

1440 r/min



Nominal Diameter

560mm



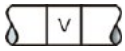
Hub Type

251



Number of Blades

6



BS ISO 5801:2017

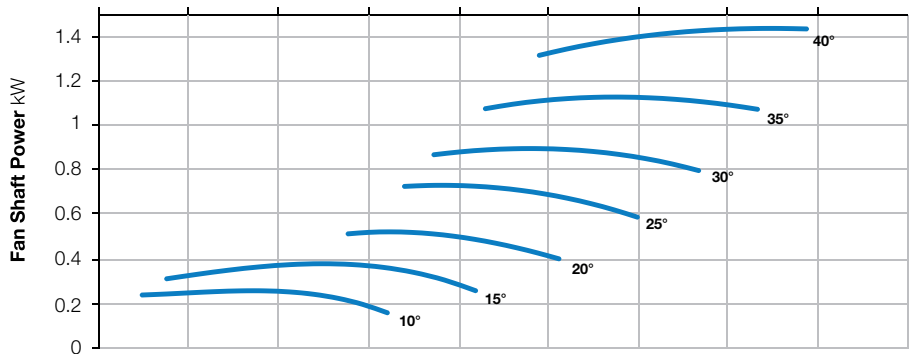
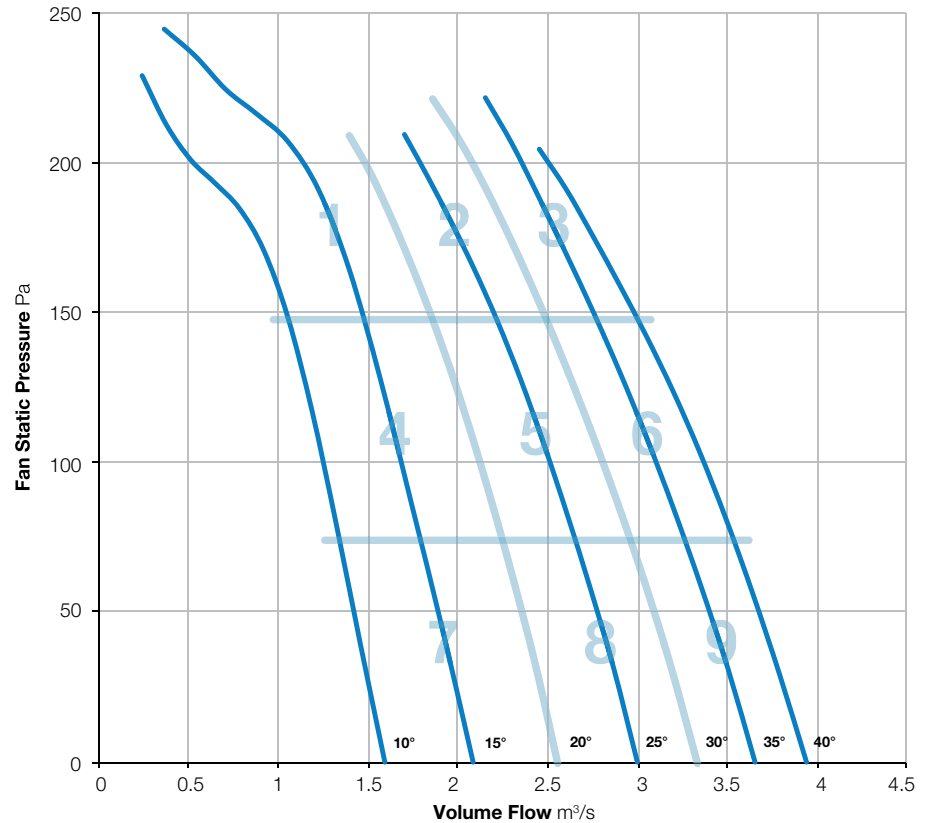
BS EN ISO 5136:2009

Type D installation

Form B



Elta Fans Limited certifies that the Axial Fans shown herein are licensed to bear the AMCA Seal. The ratings shown are based on tests and procedures performed in accordance with AMCA Publication 211 and comply with the requirements of the AMCA Certified Ratings Program. Performance certified is for Installation Type D: Ducted Inlet, Ducted Outlet. Performance ratings do not include the effects of appurtenances (accessories).



Zone		In-duct Sound Power Level (SWL) re 1pW									SPL dBA @ 3m*
		63Hz	125Hz	250Hz	500Hz	1kHz	2kHz	4kHz	8kHz	Total	
1	Inlet	74	77	82	86	80	75	68	60	89	65
	Outlet	75	77	81	84	79	74	67	60	88	64
2	Inlet	78	80	76	73	72	71	66	60	84	57
	Outlet	79	79	75	73	71	70	65	61	84	56
3	Inlet	82	81	76	75	75	73	69	64	86	59
	Outlet	83	81	75	75	75	73	68	66	87	59
4	Inlet	72	75	73	72	69	70	67	59	80	55
	Outlet	74	75	73	71	68	68	65	58	80	54
5	Inlet	77	80	75	72	71	71	67	60	84	56
	Outlet	78	80	75	72	70	70	66	60	84	56
6	Inlet	81	82	76	74	73	71	68	63	86	58
	Outlet	82	82	76	74	73	71	67	64	86	58
7	Inlet	70	73	71	70	70	71	71	59	79	56
	Outlet	71	73	71	70	70	70	69	58	79	56
8	Inlet	74	79	73	73	71	73	70	61	83	58
	Outlet	76	78	73	73	71	71	68	60	82	57
9	Inlet	81	82	76	75	74	73	69	63	86	59
	Outlet	81	82	75	75	74	73	69	64	86	59

*Sound Pressure Level (SPL) is average spherical free-field re 20μPa, for comparative use only.
Power rating (watts, kW or BHP) does not include transmission losses.
The AMCA certified ratings seal applies to air performance only.



560-251-9

1440 r/min



Nominal Diameter

560mm



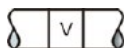
Hub Type

251



Number of Blades

9



BS ISO 5801:2017

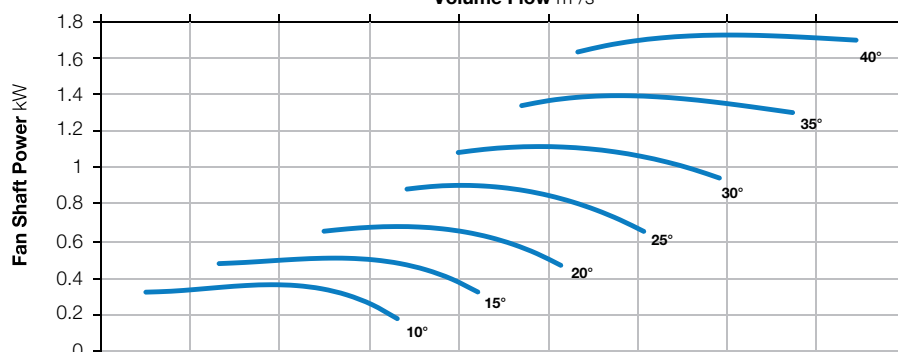
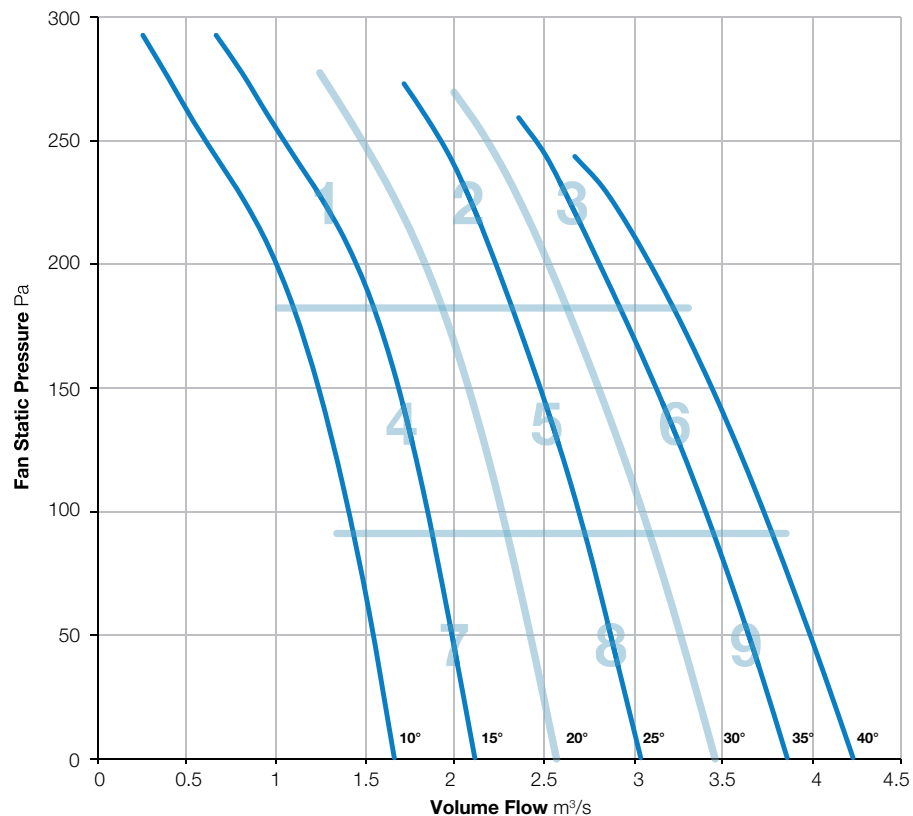
BS EN ISO 5136:2009

Type D installation

Form B



Elta Fans Limited certifies that the Axial Fans shown herein are licensed to bear the AMCA Seal. The ratings shown are based on tests and procedures performed in accordance with AMCA Publication 211 and comply with the requirements of the AMCA Certified Ratings Program. Performance certified is for Installation Type D: Ducted Inlet, Ducted Outlet. Performance ratings do not include the effects of appurtenances (accessories).




Zone		In-duct Sound Power Level (SWL) re 1pW									SPL dBA @ 3m*
		63Hz	125Hz	250Hz	500Hz	1kHz	2kHz	4kHz	8kHz	Total	
1	Inlet	75	76	78	81	80	76	70	62	86	63
	Outlet	75	75	79	79	81	76	72	64	86	63
2	Inlet	79	77	80	74	71	71	67	60	85	57
	Outlet	80	77	80	74	71	71	66	60	85	57
3	Inlet	85	81	78	75	73	72	68	63	88	58
	Outlet	86	81	79	76	73	72	68	64	88	59
4	Inlet	73	74	70	72	70	71	71	63	80	57
	Outlet	72	74	71	72	70	69	70	65	80	56
5	Inlet	77	76	80	73	71	72	69	60	84	58
	Outlet	80	76	79	72	70	71	67	60	84	57
6	Inlet	86	81	78	75	74	73	69	62	88	59
	Outlet	86	81	78	76	74	73	69	63	88	59
7	Inlet	70	73	70	72	71	72	74	64	80	58
	Outlet	69	72	70	72	71	71	73	67	80	58
8	Inlet	79	75	79	73	72	74	72	61	84	59
	Outlet	79	75	79	73	71	73	70	60	84	58
9	Inlet	87	81	79	76	74	76	72	63	89	61
	Outlet	86	81	79	76	75	75	72	64	89	61


*Sound Pressure Level (SPL) is average spherical free-field re 20μPa, for comparative use only.
Power rating (watts, kW or BHP) does not include transmission losses.
The AMCA certified ratings seal applies to air performance only.




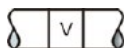
560-251-12

1440 r/min

 **Nominal Diameter**
560mm

 **Hub Type**
251

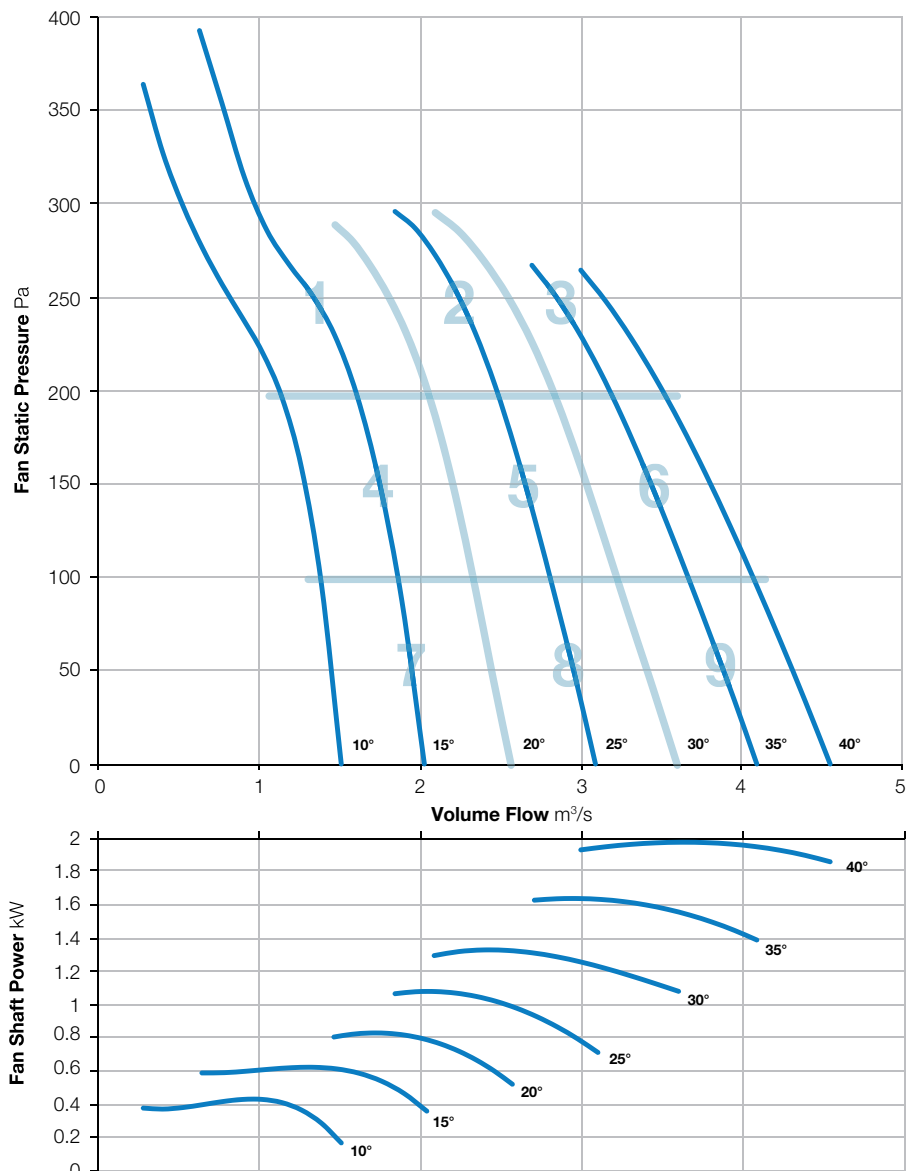
 **Number of Blades**
12



BS ISO 5801:2017
BS EN ISO 5136:2009
Type D installation
Form B



Elta Fans Limited certifies that the Axial Fans shown herein are licensed to bear the AMCA Seal. The ratings shown are based on tests and procedures performed in accordance with AMCA Publication 211 and comply with the requirements of the AMCA Certified Ratings Program. Performance certified is for Installation Type D: Ducted Inlet, Ducted Outlet. Performance ratings do not include the effects of appurtenances (accessories).



Zone		In-duct Sound Power Level (SWL) re 1pW									SPL dBA @ 3m*
		63Hz	125Hz	250Hz	500Hz	1kHz	2kHz	4kHz	8kHz	Total	
1	Inlet	74	75	77	83	79	76	70	60	86	63
	Outlet	76	75	76	82	79	76	69	60	86	63
2	Inlet	77	73	77	72	70	72	69	61	82	57
	Outlet	81	75	76	72	70	72	68	61	84	57
3	Inlet	80	77	81	75	73	72	69	63	85	59
	Outlet	85	80	79	75	73	73	69	65	88	59
4	Inlet	72	65	73	70	71	73	71	61	80	57
	Outlet	75	66	72	69	70	72	70	60	80	56
5	Inlet	76	71	77	72	71	74	71	62	82	58
	Outlet	79	72	76	72	71	73	70	61	83	58
6	Inlet	81	76	81	75	74	74	70	63	86	60
	Outlet	86	80	80	76	74	74	70	64	88	60
7	Inlet	70	68	73	72	73	75	74	62	81	60
	Outlet	73	67	73	72	72	74	73	61	81	59
8	Inlet	77	72	77	75	74	77	76	64	84	62
	Outlet	78	73	77	75	74	76	74	63	84	61
9	Inlet	82	78	81	77	75	78	74	65	87	62
	Outlet	84	79	80	77	76	77	74	65	88	62

*Sound Pressure Level (SPL) is average spherical free-field re 20μPa, for comparative use only.
Power rating (watts, kW or BHP) does not include transmission losses.
The AMCA certified ratings seal applies to air performance only.



560-252-9

1440 r/min



Nominal Diameter

560mm



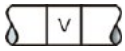
Hub Type

252



Number of Blades

9



BS ISO 5801:2017

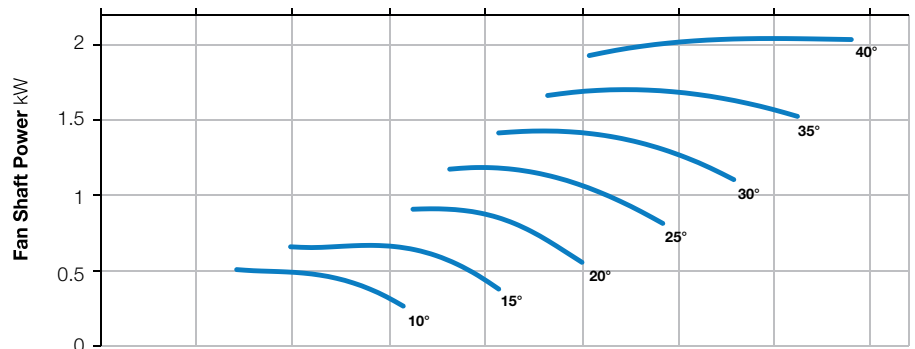
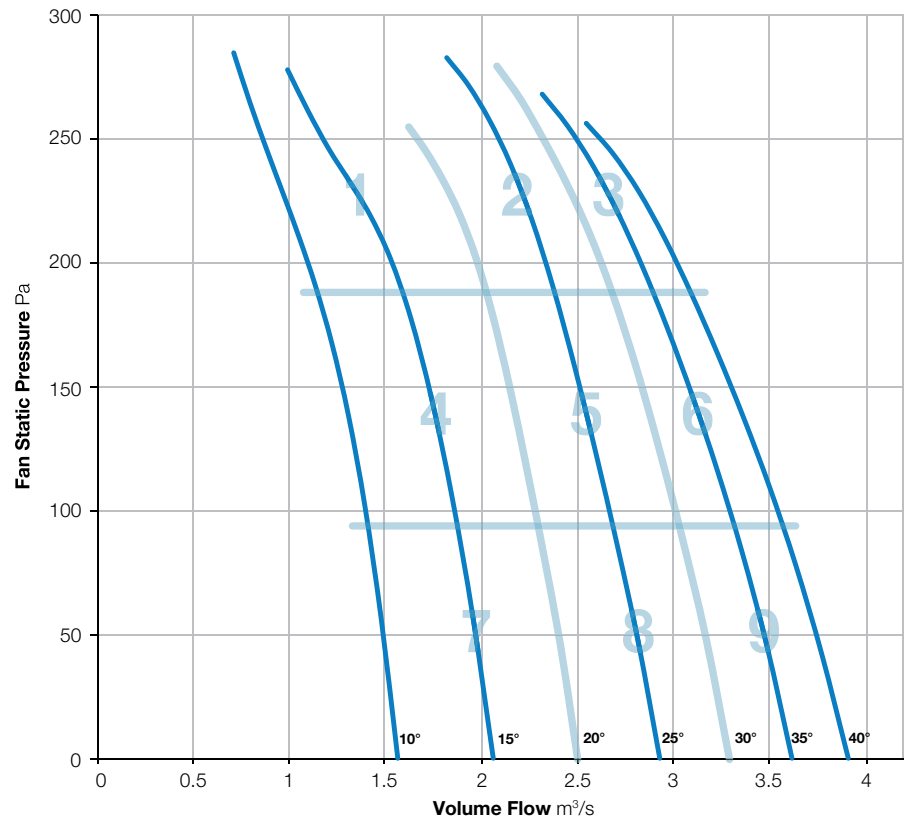
BS EN ISO 5136:2009

Type D installation

Form B



Elta Fans Limited certifies that the Axial Fans shown herein are licensed to bear the AMCA Seal. The ratings shown are based on tests and procedures performed in accordance with AMCA Publication 211 and comply with the requirements of the AMCA Certified Ratings Program. Performance certified is for Installation Type D: Ducted Inlet, Ducted Outlet. Performance ratings do not include the effects of appurtenances (accessories).



Zone		In-duct Sound Power Level (SWL) re 1pW									SPL dBA @ 3m*
		63Hz	125Hz	250Hz	500Hz	1kHz	2kHz	4kHz	8kHz	Total	
1	Inlet	For sound data please contact Elta Fans.									
	Outlet										
2	Inlet										
	Outlet										
3	Inlet										
	Outlet										
4	Inlet										
	Outlet										
5	Inlet										
	Outlet										
6	Inlet										
	Outlet										
7	Inlet										
	Outlet										
8	Inlet										
	Outlet										
9	Inlet										
	Outlet										

*Sound Pressure Level (SPL) is average spherical free-field re 20µPa, for comparative use only.
Power rating (watts, kW or BHP) does not include transmission losses.
The AMCA certified ratings seal applies to air performance only.



560-131-3

2880 r/min



Nominal Diameter

560mm



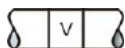
Hub Type

131



Number of Blades

3

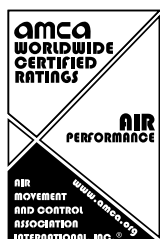


BS ISO 5801:2017

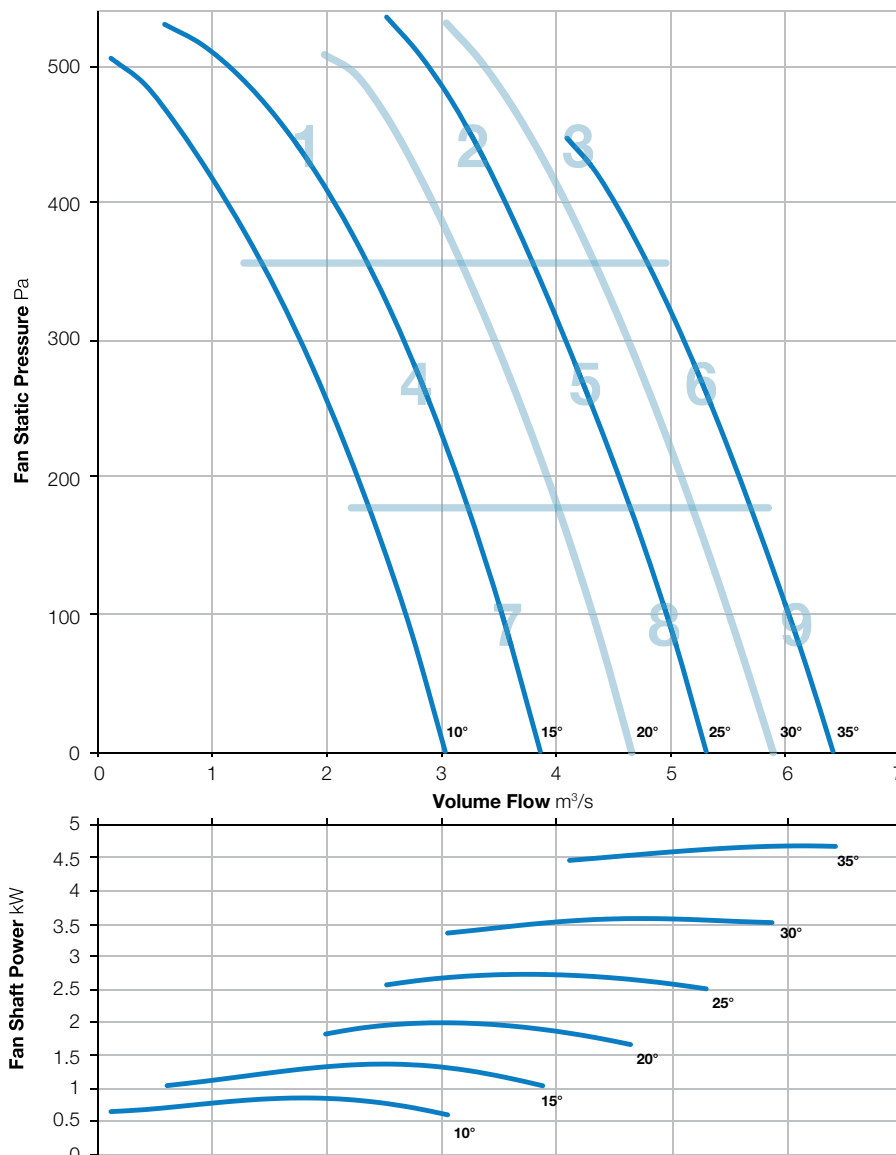
BS EN ISO 5136:2009

Type D installation

Form B



Elta Fans Limited certifies that the Axial Fans shown herein are licensed to bear the AMCA Seal. The ratings shown are based on tests and procedures performed in accordance with AMCA Publication 211 and comply with the requirements of the AMCA Certified Ratings Program. Performance certified is for Installation Type D: Ducted Inlet, Ducted Outlet. Performance ratings do not include the effects of appurtenances (accessories).



Zone		In-duct Sound Power Level (SWL) re 1pW									SPL dBA @ 3m*
		63Hz	125Hz	250Hz	500Hz	1kHz	2kHz	4kHz	8kHz	Total	
1	Inlet	For sound data please contact Elta Fans.									
	Outlet										
2	Inlet										
	Outlet										
3	Inlet										
	Outlet										
4	Inlet										
	Outlet										
5	Inlet										
	Outlet										
6	Inlet										
	Outlet										
7	Inlet										
	Outlet										
8	Inlet										
	Outlet										
9	Inlet										
	Outlet										

*Sound Pressure Level (SPL) is average spherical free-field re 20μPa, for comparative use only.
Power rating (watts, kW or BHP) does not include transmission losses.
The AMCA certified ratings seal applies to air performance only.



560-131-6

2880 r/min



Nominal Diameter

560mm



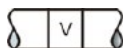
Hub Type

131



Number of Blades

6

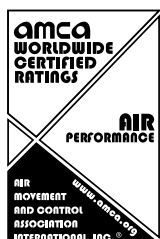


BS ISO 5801:2017

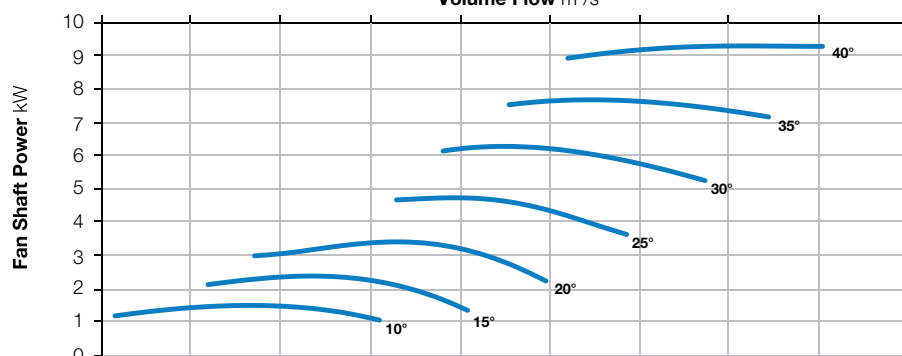
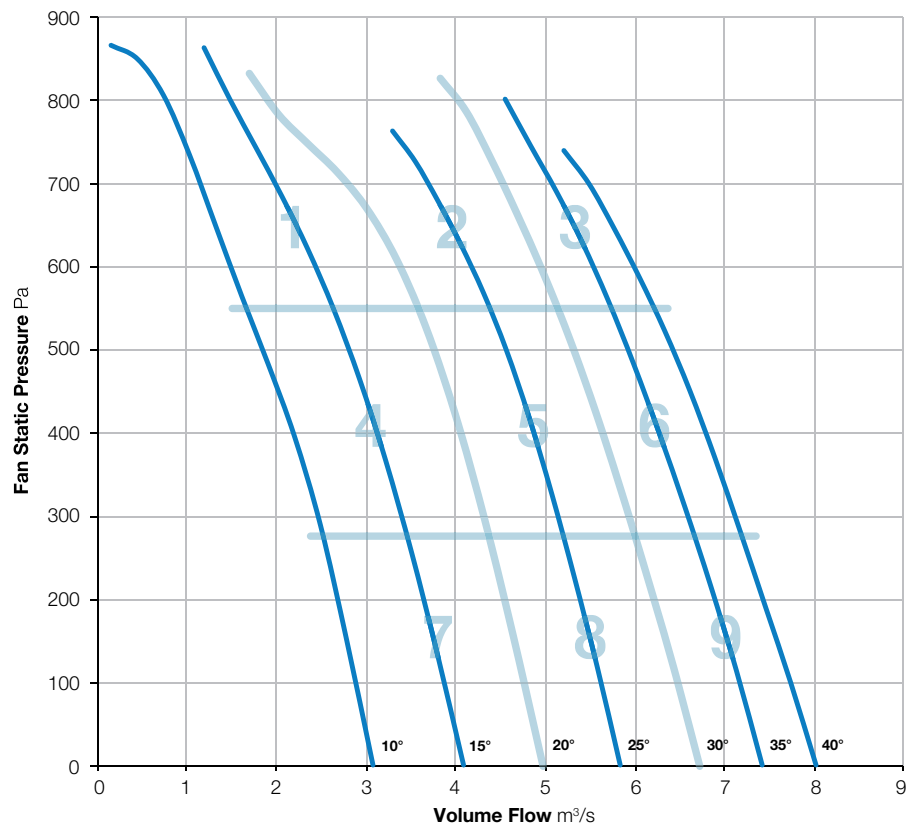
BS EN ISO 5136:2009

Type D installation

Form B



Elta Fans Limited certifies that the Axial Fans shown herein are licensed to bear the AMCA Seal. The ratings shown are based on tests and procedures performed in accordance with AMCA Publication 211 and comply with the requirements of the AMCA Certified Ratings Program. Performance certified is for Installation Type D: Ducted Inlet, Ducted Outlet. Performance ratings do not include the effects of appurtenances (accessories).



Zone		In-duct Sound Power Level (SWL) re 1pW									SPL dBA @ 3m*
		63Hz	125Hz	250Hz	500Hz	1kHz	2kHz	4kHz	8kHz	Total	
1	Inlet	92	82	85	97	99	97	89	84	103	82
	Outlet	93	81	85	96	99	96	88	82	103	81
2	Inlet	87	85	86	88	91	93	89	86	98	77
	Outlet	88	85	86	86	92	92	87	84	98	76
3	Inlet	90	90	88	91	94	96	92	88	101	80
	Outlet	91	89	87	89	95	96	89	86	101	79
4	Inlet	91	80	85	89	92	92	88	84	98	76
	Outlet	94	79	85	87	91	92	87	82	98	76
5	Inlet	90	82	89	91	87	87	83	81	97	73
	Outlet	93	82	89	89	86	86	83	80	97	72
6	Inlet	94	88	93	95	92	91	86	83	101	77
	Outlet	97	87	93	93	91	91	86	84	101	76
7	Inlet	88	81	86	87	86	88	85	84	95	73
	Outlet	90	80	86	85	86	86	84	82	95	71
8	Inlet	91	88	91	91	90	89	86	85	98	75
	Outlet	92	85	90	90	89	87	85	81	98	74
9	Inlet	95	94	94	94	94	93	88	86	102	78
	Outlet	96	91	94	94	93	91	87	84	102	77

*Sound Pressure Level (SPL) is average spherical free-field re 20µPa, for comparative use only.
Power rating (watts, kW or BHP) does not include transmission losses.
The AMCA certified ratings seal applies to air performance only.



560-181-3

2880 r/min



Nominal Diameter

560mm



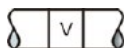
Hub Type

181



Number of Blades

3

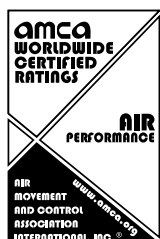


BS ISO 5801:2017

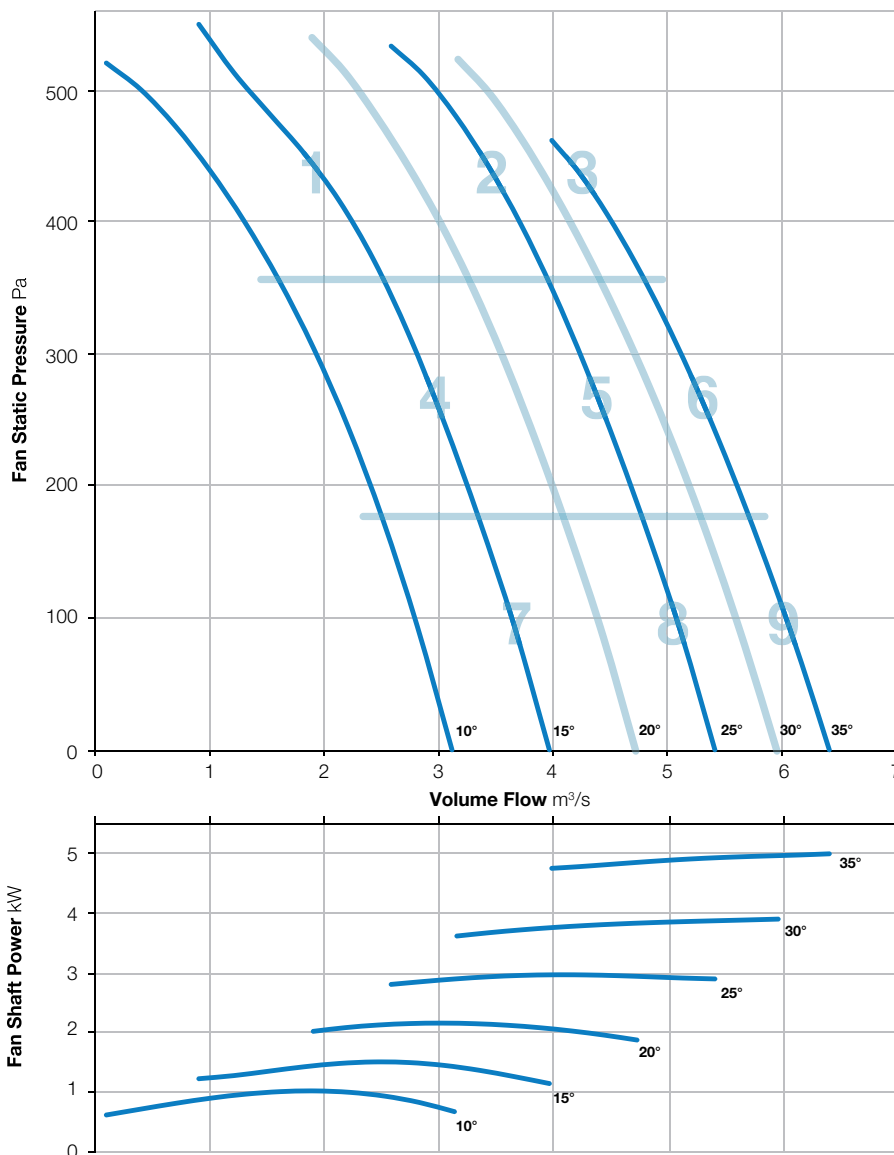
BS EN ISO 5136:2009

Type D installation

Form B



Elta Fans Limited certifies that the Axial Fans shown herein are licensed to bear the AMCA Seal. The ratings shown are based on tests and procedures performed in accordance with AMCA Publication 211 and comply with the requirements of the AMCA Certified Ratings Program. Performance certified is for Installation Type D: Ducted Inlet, Ducted Outlet. Performance ratings do not include the effects of appurtenances (accessories).



Zone		In-duct Sound Power Level (SWL) re 1pW									SPL dBA @ 3m*
		63Hz	125Hz	250Hz	500Hz	1kHz	2kHz	4kHz	8kHz	Total	
1	Inlet	For sound data please contact Elta Fans.									
	Outlet										
2	Inlet										
	Outlet										
3	Inlet										
	Outlet										
4	Inlet										
	Outlet										
5	Inlet										
	Outlet										
6	Inlet										
	Outlet										
7	Inlet										
	Outlet										
8	Inlet										
	Outlet										
9	Inlet										
	Outlet										

*Sound Pressure Level (SPL) is average spherical free-field re 20μPa, for comparative use only.
Power rating (watts, kW or BHP) does not include transmission losses.
The AMCA certified ratings seal applies to air performance only.



560-181-6

2880 r/min



Nominal Diameter

560mm



Hub Type

181



Number of Blades

6



BS ISO 5801:2017

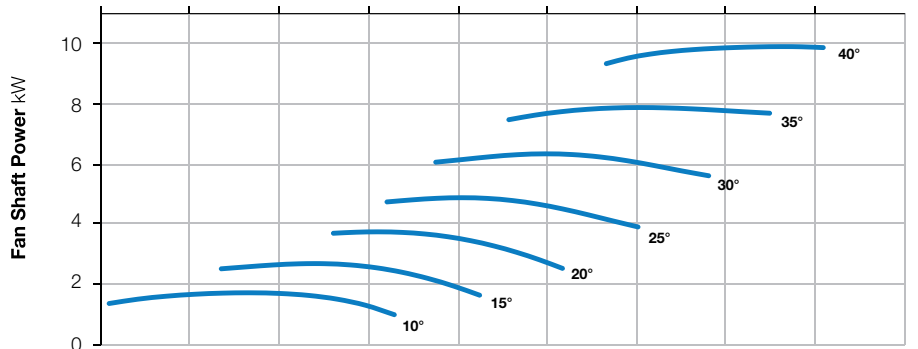
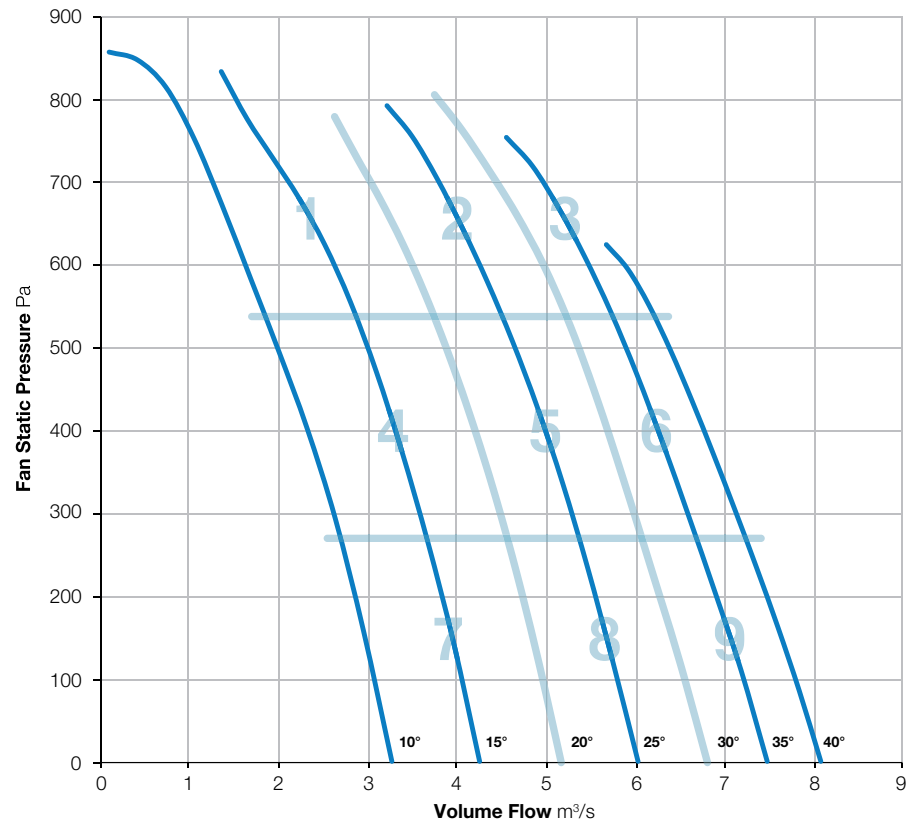
BS EN ISO 5136:2009

Type D installation

Form B



Elta Fans Limited certifies that the Axial Fans shown herein are licensed to bear the AMCA Seal. The ratings shown are based on tests and procedures performed in accordance with AMCA Publication 211 and comply with the requirements of the AMCA Certified Ratings Program. Performance certified is for Installation Type D: Ducted Inlet, Ducted Outlet. Performance ratings do not include the effects of appurtenances (accessories).



Zone		In-duct Sound Power Level (SWL) re 1pW									SPL dBA @ 3m*
		63Hz	125Hz	250Hz	500Hz	1kHz	2kHz	4kHz	8kHz	Total	
1	Inlet	88	87	85	93	99	95	90	83	102	81
	Outlet	88	86	85	92	99	95	89	84	102	81
2	Inlet	89	91	87	90	91	90	87	85	98	75
	Outlet	92	91	87	88	89	90	86	84	98	74
3	Inlet	93	95	89	92	93	92	89	86	101	77
	Outlet	96	96	89	93	92	93	89	87	102	78
4	Inlet	87	84	82	85	88	88	87	83	95	73
	Outlet	88	85	82	86	86	87	86	83	95	72
5	Inlet	90	91	90	90	89	88	86	83	98	74
	Outlet	92	90	86	89	88	88	85	82	97	73
6	Inlet	93	94	90	93	95	92	89	85	101	78
	Outlet	95	95	90	92	93	93	89	86	101	78
7	Inlet	86	84	86	86	86	87	85	83	95	72
	Outlet	86	84	83	90	85	86	85	82	95	72
8	Inlet	90	91	90	91	90	89	87	83	98	75
	Outlet	91	92	87	92	89	89	86	82	98	75
9	Inlet	94	94	94	94	94	92	89	85	102	78
	Outlet	95	94	92	93	92	93	90	86	102	78

*Sound Pressure Level (SPL) is average spherical free-field re 20μPa, for comparative use only.
Power rating (watts, kW or BHP) does not include transmission losses.
The AMCA certified ratings seal applies to air performance only.



560-181-9

2880 r/min



Nominal Diameter

560mm



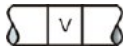
Hub Type

181



Number of Blades

9



BS ISO 5801:2017

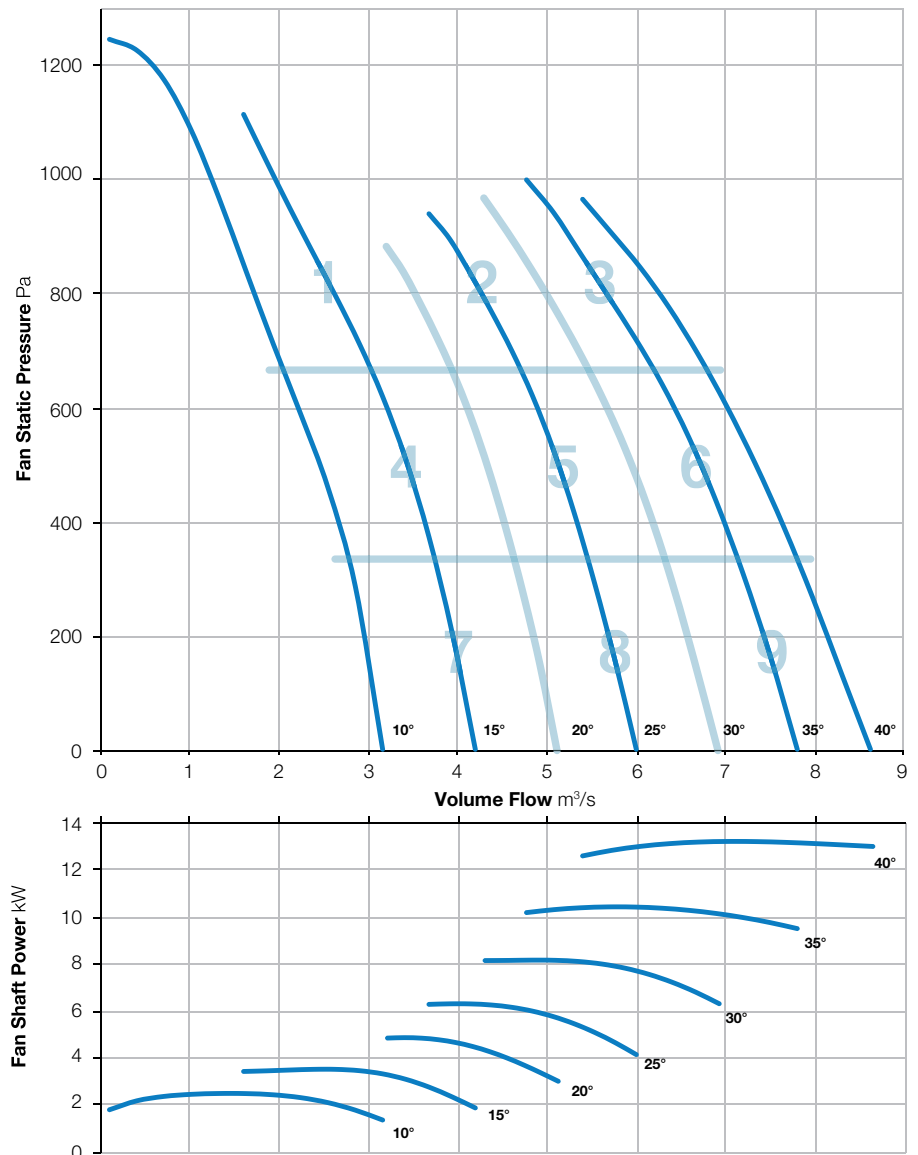
BS ISO 13347-2:2004

Type D installation

Form B



Elta Fans Limited certifies that the Axial Fans shown herein are licensed to bear the AMCA Seal. The ratings shown are based on tests and procedures performed in accordance with AMCA Publications 211 & 311 and comply with the requirements of the AMCA Certified Ratings Program. Performance certified is for Installation Type D: Ducted Inlet, Ducted Outlet. Performance ratings do not include the effects of appurtenances (accessories).



Zone		In-duct Sound Power Level (SWL) re 1pW									SPL dBA @ 3m*
		63Hz	125Hz	250Hz	500Hz	1kHz	2kHz	4kHz	8kHz	Total	
1	Inlet	92	91	98	103	101	96	90	87	107	84
	Outlet	95	92	98	100	100	96	90	88	106	83
2	Inlet	90	90	87	100	96	93	90	88	103	81
	Outlet	92	91	87	97	93	91	89	89	101	78
3	Inlet	95	95	93	99	96	94	92	90	104	81
	Outlet	96	95	93	100	95	93	91	89	104	81
4	Inlet	87	83	83	98	98	96	93	89	103	82
	Outlet	89	83	83	93	95	96	92	89	101	80
5	Inlet	91	91	86	101	93	90	87	86	103	80
	Outlet	93	92	87	97	92	90	89	88	101	78
6	Inlet	96	93	95	99	97	94	91	90	104	81
	Outlet	97	94	93	100	95	93	90	87	104	80
7	Inlet	88	86	82	97	93	90	88	87	100	78
	Outlet	91	85	83	92	92	90	87	87	98	76
8	Inlet	92	92	87	101	93	90	87	86	103	80
	Outlet	93	93	88	97	93	90	87	87	101	78
9	Inlet	97	97	96	99	97	94	92	89	105	81
	Outlet	97	97	95	101	94	93	90	87	105	81

*Sound Pressure Level (SPL) is average spherical free-field re 20μPa, for comparative use only. dBA levels are not licensed by AMCA International.

Power rating (watts, kW or BHP) does not include transmission losses.

The sound power level ratings shown are in decibels, referred to 10⁻¹² watts, calculated per AMCA Standard 301. Values shown are for inlet L_{wa} and outlet L_{wo} sound power levels for Installation Type D: ducted inlet, ducted outlet. Ratings include the effect of duct end correction.



560-182-3

2880 r/min



Nominal Diameter

560mm



Hub Type

182



Number of Blades

3



BS ISO 5801:2017

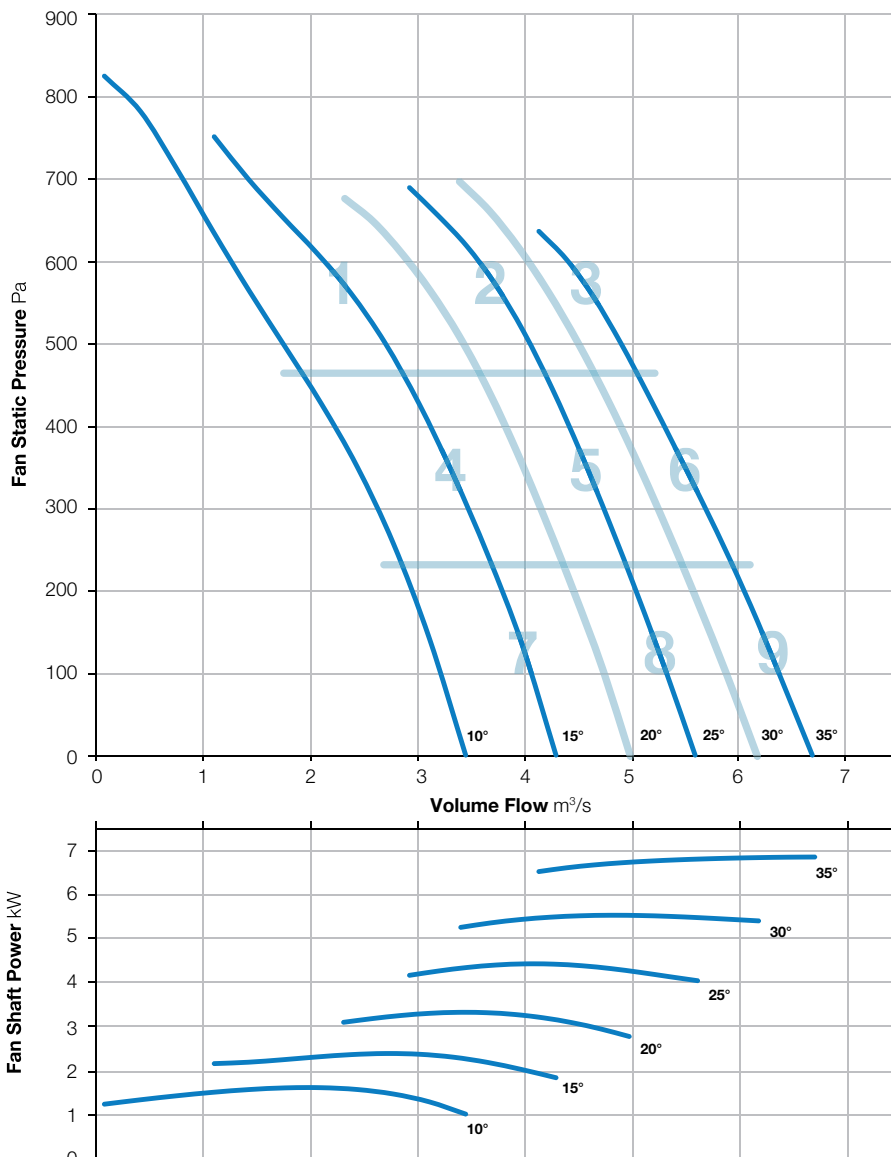
BS EN ISO 5136:2009

Type D installation

Form B



Elta Fans Limited certifies that the Axial Fans shown herein are licensed to bear the AMCA Seal. The ratings shown are based on tests and procedures performed in accordance with AMCA Publication 211 and comply with the requirements of the AMCA Certified Ratings Program. Performance certified is for Installation Type D: Ducted Inlet, Ducted Outlet. Performance ratings do not include the effects of appurtenances (accessories).



Zone		In-duct Sound Power Level (SWL) re 1pW									SPL dBA @ 3m*
		63Hz	125Hz	250Hz	500Hz	1kHz	2kHz	4kHz	8kHz	Total	
1	Inlet	For sound data please contact Elta Fans.									
	Outlet										
2	Inlet										
	Outlet										
3	Inlet										
	Outlet										
4	Inlet										
	Outlet										
5	Inlet										
	Outlet										
6	Inlet										
	Outlet										
7	Inlet										
	Outlet										
8	Inlet										
	Outlet										
9	Inlet										
	Outlet										

*Sound Pressure Level (SPL) is average spherical free-field re 20µPa, for comparative use only.
Power rating (watts, kW or BHP) does not include transmission losses.
The AMCA certified ratings seal applies to air performance only.



560-182-6

2880 r/min



Nominal Diameter

560mm



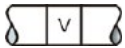
Hub Type

182



Number of Blades

6



BS ISO 5801:2017

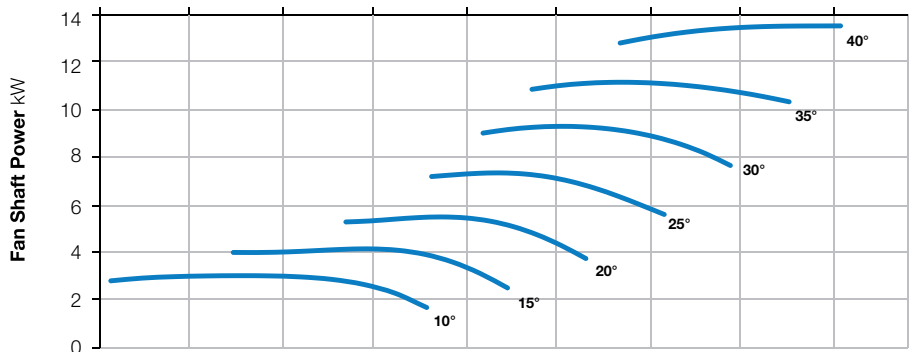
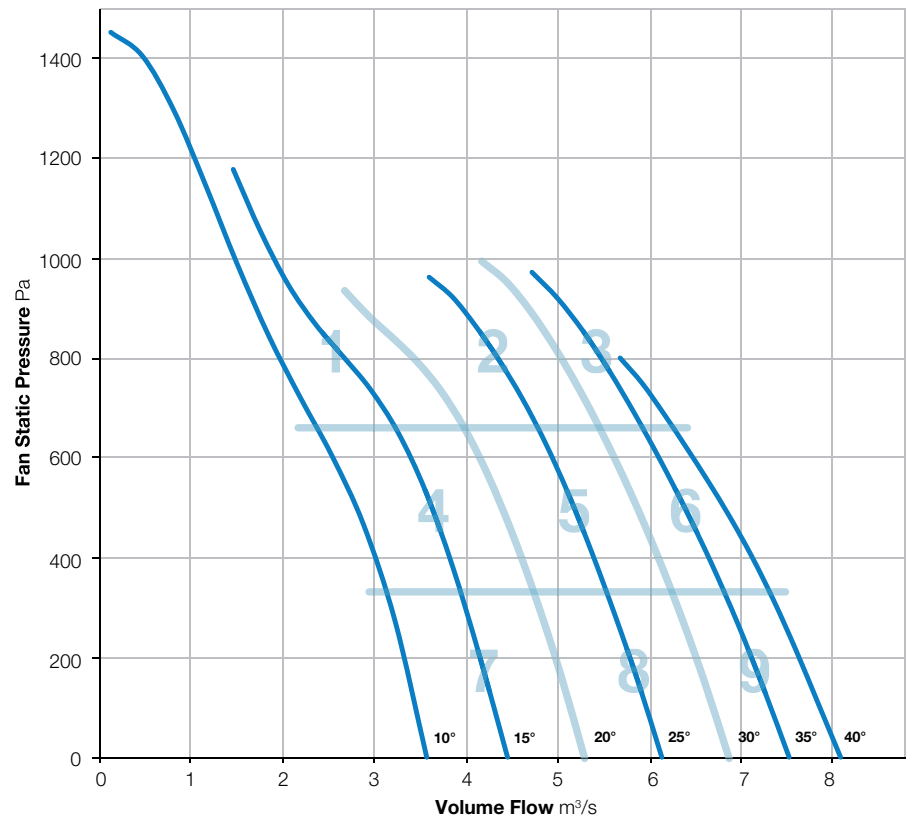
BS EN ISO 5136:2009

Type D installation

Form B



Elta Fans Limited certifies that the Axial Fans shown herein are licensed to bear the AMCA Seal. The ratings shown are based on tests and procedures performed in accordance with AMCA Publication 211 and comply with the requirements of the AMCA Certified Ratings Program. Performance certified is for Installation Type D: Ducted Inlet, Ducted Outlet. Performance ratings do not include the effects of appurtenances (accessories).



Zone		In-duct Sound Power Level (SWL) re 1pW									SPL dBA @ 3m*
		63Hz	125Hz	250Hz	500Hz	1kHz	2kHz	4kHz	8kHz	Total	
1	Inlet	For sound data please contact Elta Fans.									
	Outlet										
2	Inlet										
	Outlet										
3	Inlet										
	Outlet										
4	Inlet										
	Outlet										
5	Inlet										
	Outlet										
6	Inlet										
	Outlet										
7	Inlet										
	Outlet										
8	Inlet										
	Outlet										
9	Inlet										
	Outlet										

*Sound Pressure Level (SPL) is average spherical free-field re 20µPa, for comparative use only.
Power rating (watts, kW or BHP) does not include transmission losses.
The AMCA certified ratings seal applies to air performance only.



560-251-6

2880 r/min



Nominal Diameter

560mm



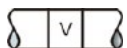
Hub Type

251



Number of Blades

6

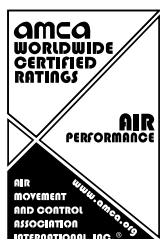


BS ISO 5801:2017

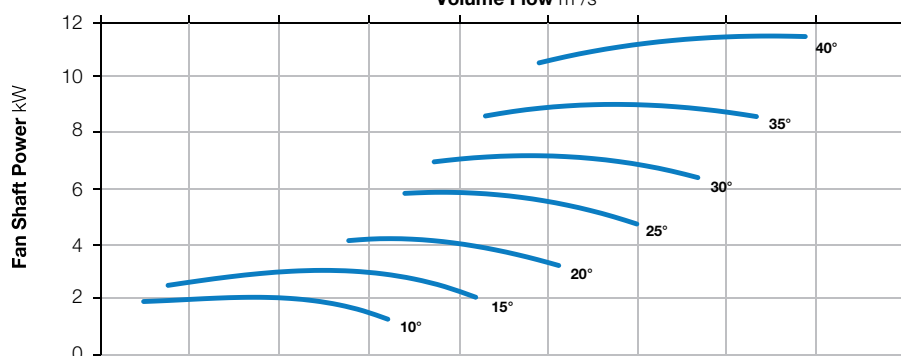
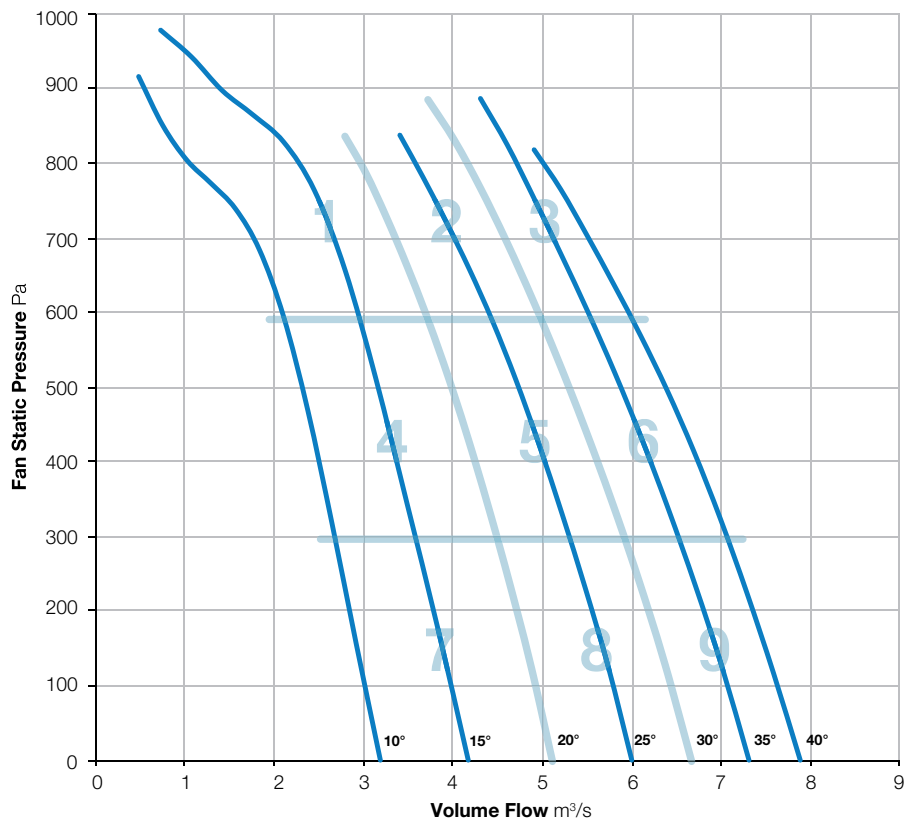
BS EN ISO 5136:2009

Type D installation

Form B



Elta Fans Limited certifies that the Axial Fans shown herein are licensed to bear the AMCA Seal. The ratings shown are based on tests and procedures performed in accordance with AMCA Publication 211 and comply with the requirements of the AMCA Certified Ratings Program. Performance certified is for Installation Type D: Ducted Inlet, Ducted Outlet. Performance ratings do not include the effects of appurtenances (accessories).



Zone		In-duct Sound Power Level (SWL) re 1pW									SPL dBA @ 3m*
		63Hz	125Hz	250Hz	500Hz	1kHz	2kHz	4kHz	8kHz	Total	
1	Inlet	92	93	93	94	92	87	84	77	100	76
	Outlet	93	93	93	94	92	86	84	76	100	75
2	Inlet	94	95	92	86	94	84	82	79	100	75
	Outlet	93	94	92	88	95	84	83	79	100	76
3	Inlet	97	98	95	90	91	86	86	84	103	75
	Outlet	99	99	96	90	93	88	87	86	104	76
4	Inlet	90	91	90	86	88	88	86	78	97	73
	Outlet	90	91	89	87	90	88	85	76	97	74
5	Inlet	94	95	91	85	95	85	84	79	100	76
	Outlet	92	93	90	84	94	85	82	77	99	75
6	Inlet	95	95	92	86	86	83	83	80	100	71
	Outlet	96	96	93	87	88	84	84	81	101	72
7	Inlet	88	90	87	83	86	87	83	75	95	71
	Outlet	87	88	86	82	88	85	82	72	94	71
8	Inlet	91	92	89	84	93	87	83	77	98	75
	Outlet	92	93	89	85	94	88	84	77	99	75
9	Inlet	97	97	93	89	89	88	87	82	102	74
	Outlet	97	97	93	88	90	88	86	81	102	74

*Sound Pressure Level (SPL) is average spherical free-field re 20µPa, for comparative use only.
Power rating (watts, kW or BHP) does not include transmission losses.
The AMCA certified ratings seal applies to air performance only.



560-251-9

2880 r/min



Nominal Diameter

560mm



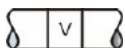
Hub Type

251



Number of Blades

9

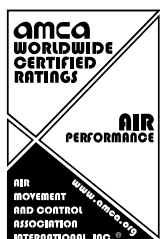


BS ISO 5801:2017

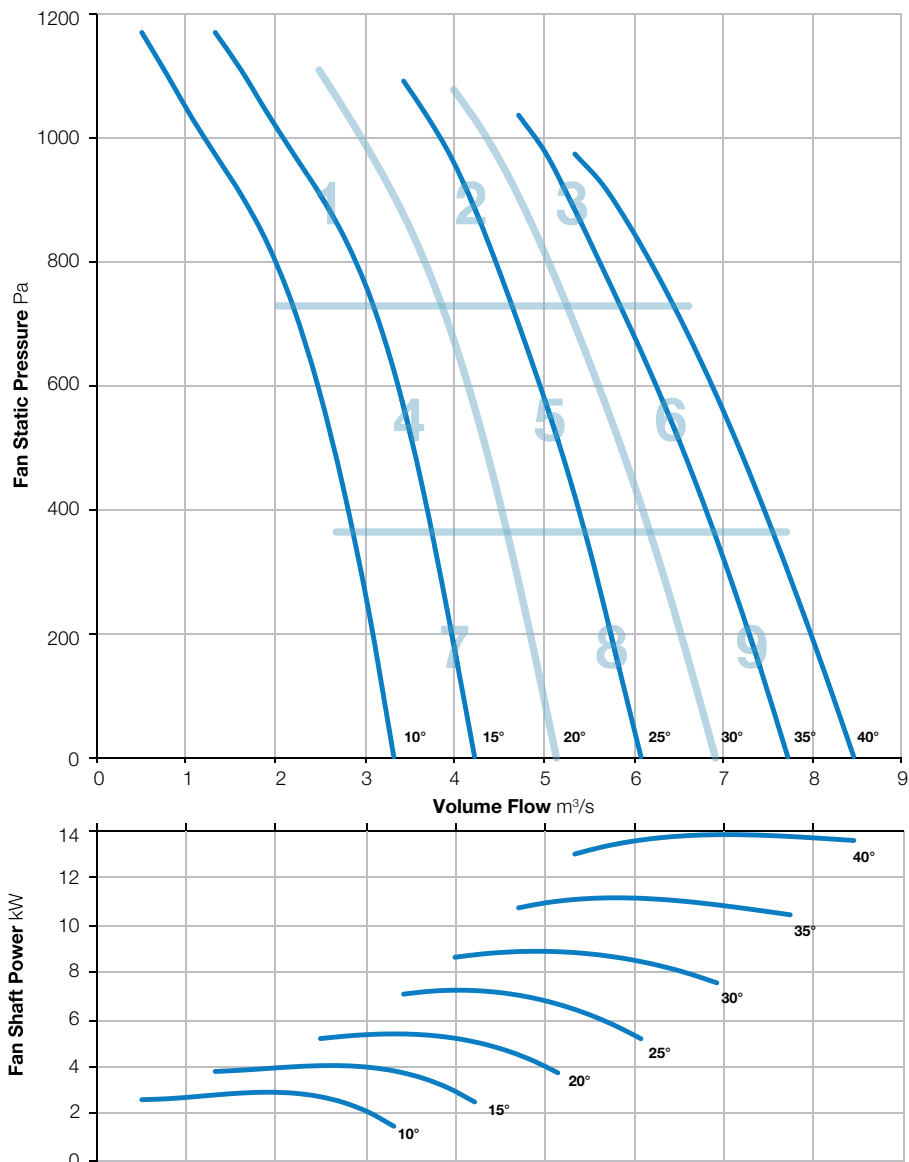
BS EN ISO 5136:2009

Type D installation

Form B



Elta Fans Limited certifies that the Axial Fans shown herein are licensed to bear the AMCA Seal. The ratings shown are based on tests and procedures performed in accordance with AMCA Publication 211 and comply with the requirements of the AMCA Certified Ratings Program. Performance certified is for Installation Type D: Ducted Inlet, Ducted Outlet. Performance ratings do not include the effects of appurtenances (accessories).



Zone		In-duct Sound Power Level (SWL) re 1pW									SPL dBA @ 3m*
		63Hz	125Hz	250Hz	500Hz	1kHz	2kHz	4kHz	8kHz	Total	
1	Inlet	87	89	92	93	93	85	82	75	99	75
	Outlet	88	90	91	93	94	85	82	75	99	76
2	Inlet	90	93	93	92	95	86	85	80	100	77
	Outlet	92	94	93	91	94	86	84	79	100	76
3	Inlet	93	97	93	95	92	84	85	81	102	76
	Outlet	96	99	94	96	94	85	85	82	103	77
4	Inlet	83	85	84	87	88	84	80	74	94	71
	Outlet	85	87	86	88	91	85	82	75	96	73
5	Inlet	91	94	94	92	95	90	88	81	101	78
	Outlet	90	93	92	91	95	88	86	79	100	77
6	Inlet	94	97	95	95	95	88	87	82	103	78
	Outlet	95	98	96	94	94	88	87	82	103	77
7	Inlet	84	86	86	88	89	84	81	74	95	72
	Outlet	84	86	86	88	90	84	81	75	95	72
8	Inlet	88	92	91	91	91	90	87	79	99	76
	Outlet	89	92	92	91	94	90	87	78	100	77
9	Inlet	93	97	95	93	92	91	89	82	102	77
	Outlet	95	98	95	93	94	91	89	82	103	78

*Sound Pressure Level (SPL) is average spherical free-field re 20μPa, for comparative use only.
Power rating (watts, kW or BHP) does not include transmission losses.
The AMCA certified ratings seal applies to air performance only.



560-251-12

2880 r/min



Nominal Diameter

560mm



Hub Type

251



Number of Blades

12



BS ISO 5801:2017

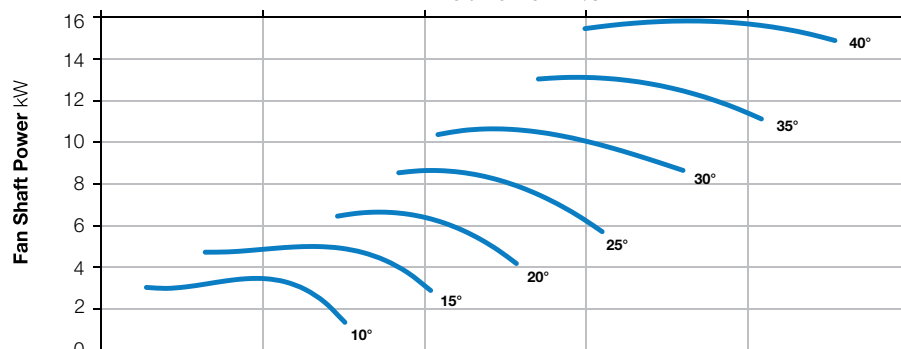
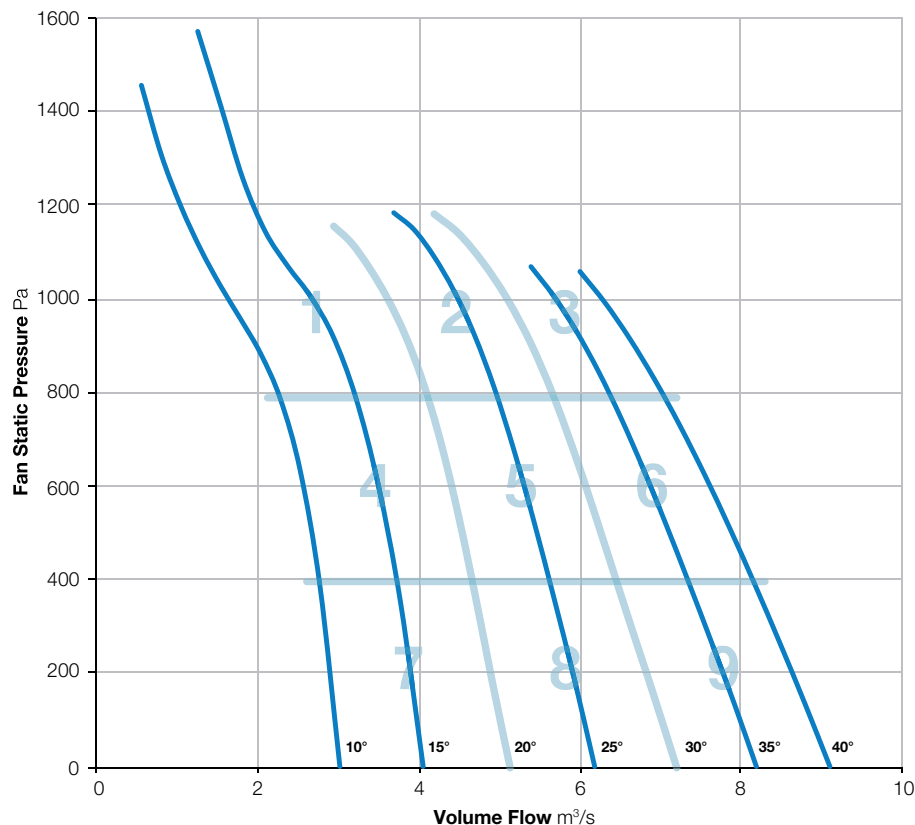
BS EN ISO 5136:2009

Type D installation

Form B



Elta Fans Limited certifies that the Axial Fans shown herein are licensed to bear the AMCA Seal. The ratings shown are based on tests and procedures performed in accordance with AMCA Publication 211 and comply with the requirements of the AMCA Certified Ratings Program. Performance certified is for Installation Type D: Ducted Inlet, Ducted Outlet. Performance ratings do not include the effects of appurtenances (accessories).



Zone		In-duct Sound Power Level (SWL) re 1pW									SPL dBA @ 3m*
		63Hz	125Hz	250Hz	500Hz	1kHz	2kHz	4kHz	8kHz	Total	
1	Inlet	90	92	92	95	93	88	85	78	100	77
	Outlet	92	93	92	95	92	87	84	77	100	76
2	Inlet	89	90	90	90	85	82	82	77	97	71
	Outlet	92	94	91	91	87	83	84	78	99	72
3	Inlet	96	98	96	95	90	86	86	83	103	76
	Outlet	98	99	98	95	91	87	87	84	104	77
4	Inlet	86	87	87	87	87	87	84	76	95	72
	Outlet	88	89	88	88	89	87	84	76	96	73
5	Inlet	89	90	91	92	88	88	86	79	98	74
	Outlet	92	93	92	91	90	88	87	79	99	75
6	Inlet	94	96	96	94	91	89	89	83	102	77
	Outlet	97	97	97	94	93	90	89	84	103	78
7	Inlet	86	87	89	88	88	88	86	80	96	73
	Outlet	86	87	89	88	90	87	86	77	96	74
8	Inlet	90	91	94	93	91	92	90	81	100	77
	Outlet	91	92	94	93	92	91	89	79	100	77
9	Inlet	94	96	96	95	93	94	92	85	103	79
	Outlet	97	98	97	95	95	94	92	85	104	80

*Sound Pressure Level (SPL) is average spherical free-field re 20μPa, for comparative use only.
Power rating (watts, kW or BHP) does not include transmission losses.
The AMCA certified ratings seal applies to air performance only.



560-252-9

2880 r/min



Nominal Diameter

560mm



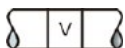
Hub Type

252



Number of Blades

9



BS ISO 5801:2017

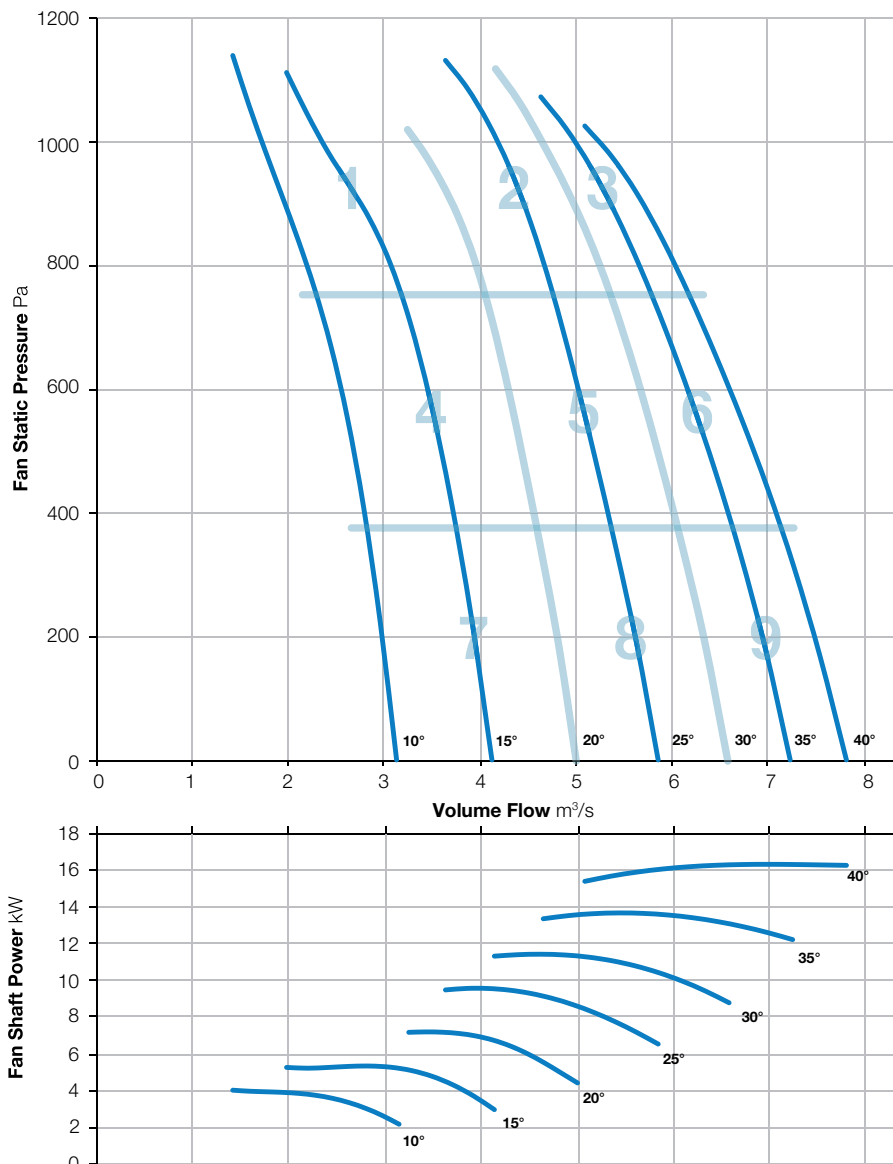
BS EN ISO 5136:2009

Type D installation

Form B



Elta Fans Limited certifies that the Axial Fans shown herein are licensed to bear the AMCA Seal. The ratings shown are based on tests and procedures performed in accordance with AMCA Publication 211 and comply with the requirements of the AMCA Certified Ratings Program. Performance certified is for Installation Type D: Ducted Inlet, Ducted Outlet. Performance ratings do not include the effects of appurtenances (accessories).



Zone		In-duct Sound Power Level (SWL) re 1pW									SPL dBA @ 3m*
		63Hz	125Hz	250Hz	500Hz	1kHz	2kHz	4kHz	8kHz	Total	
1	Inlet	For sound data please contact Elta Fans.									
	Outlet										
2	Inlet										
	Outlet										
3	Inlet										
	Outlet										
4	Inlet										
	Outlet										
5	Inlet										
	Outlet										
6	Inlet										
	Outlet										
7	Inlet										
	Outlet										
8	Inlet										
	Outlet										
9	Inlet										
	Outlet										

*Sound Pressure Level (SPL) is average spherical free-field re 20μPa, for comparative use only.
Power rating (watts, kW or BHP) does not include transmission losses.
The AMCA certified ratings seal applies to air performance only.



630-131-3

720 r/min



Nominal Diameter

630mm




Hub Type

131



Number of Blades

3

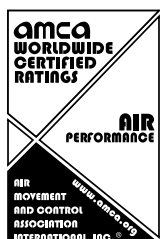


BS ISO 5801:2017

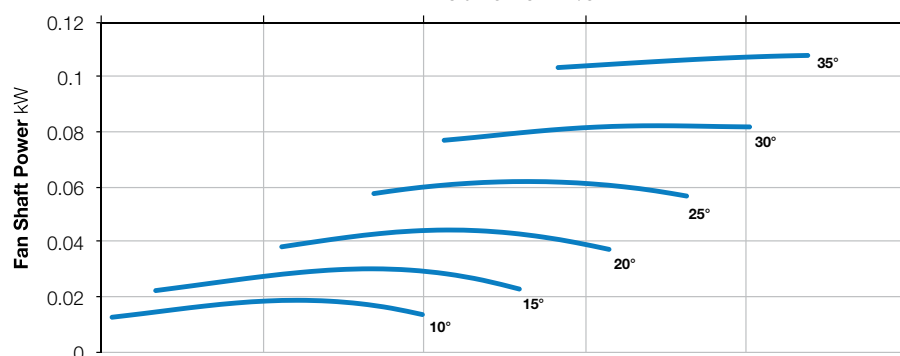
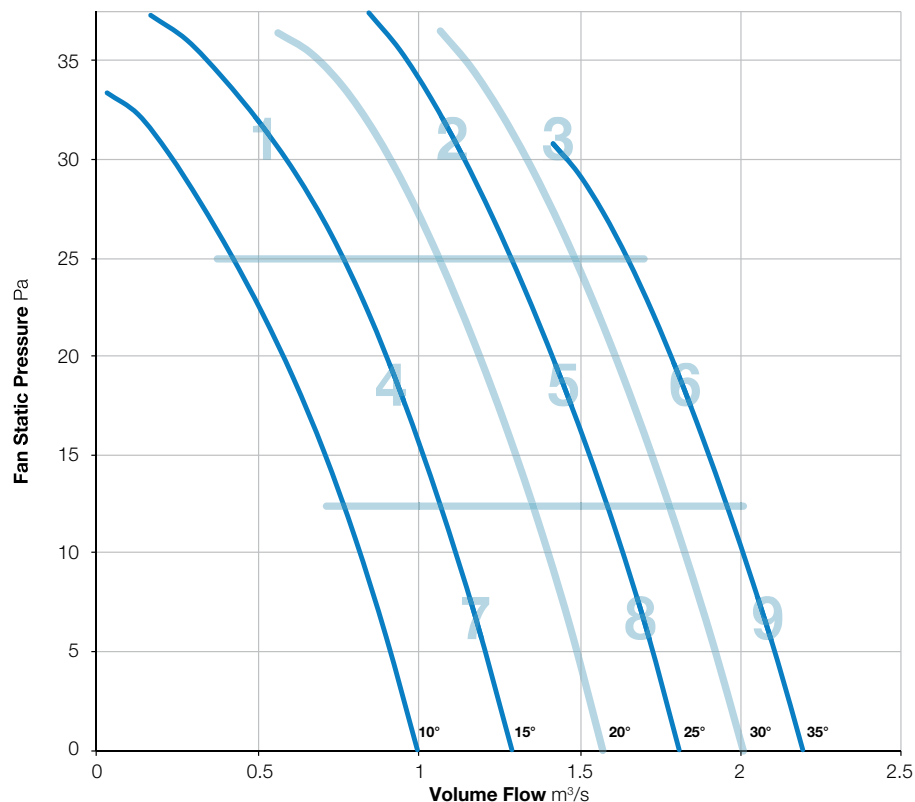
BS EN ISO 5136:2009

Type D installation

Form B



Elta Fans Limited certifies that the Axial Fans shown herein are licensed to bear the AMCA Seal. The ratings shown are based on tests and procedures performed in accordance with AMCA Publication 211 and comply with the requirements of the AMCA Certified Ratings Program. Performance certified is for Installation Type D: Ducted Inlet, Ducted Outlet. Performance ratings do not include the effects of appurtenances (accessories).



Zone		In-duct Sound Power Level (SWL) re 1pW									SPL dBA @ 3m*
		63Hz	125Hz	250Hz	500Hz	1kHz	2kHz	4kHz	8kHz	Total	
1	Inlet	60	70	69	66	59	58	55	48	74	47
	Outlet	60	71	69	68	60	58	55	50	75	48
2	Inlet	62	59	57	62	58	58	57	51	68	44
	Outlet	63	59	56	62	58	58	58	54	68	45
3	Inlet	67	63	60	64	61	61	59	53	71	47
	Outlet	67	63	59	64	61	60	60	55	71	47
4	Inlet	59	58	55	61	58	59	55	46	67	44
	Outlet	59	58	54	64	58	58	54	47	68	44
5	Inlet	63	61	57	63	57	58	56	50	69	44
	Outlet	64	61	56	63	57	57	57	53	69	44
6	Inlet	68	65	61	63	60	61	59	53	72	46
	Outlet	68	64	60	64	60	60	60	55	72	47
7	Inlet	61	60	55	60	56	59	54	45	67	43
	Outlet	61	60	54	64	56	58	53	45	68	44
8	Inlet	66	64	59	62	58	57	55	48	70	44
	Outlet	66	63	58	62	57	56	56	50	70	43
9	Inlet	67	64	61	63	60	61	59	52	71	46
	Outlet	68	64	59	64	60	60	60	55	72	47

*Sound Pressure Level (SPL) is average spherical free-field re 20μPa, for comparative use only.
Power rating (watts, kW or BHP) does not include transmission losses.
The AMCA certified ratings seal applies to air performance only.



630-131-6

720 r/min



Nominal Diameter

630mm



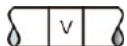
Hub Type

131



Number of Blades

6



BS ISO 5801:2017

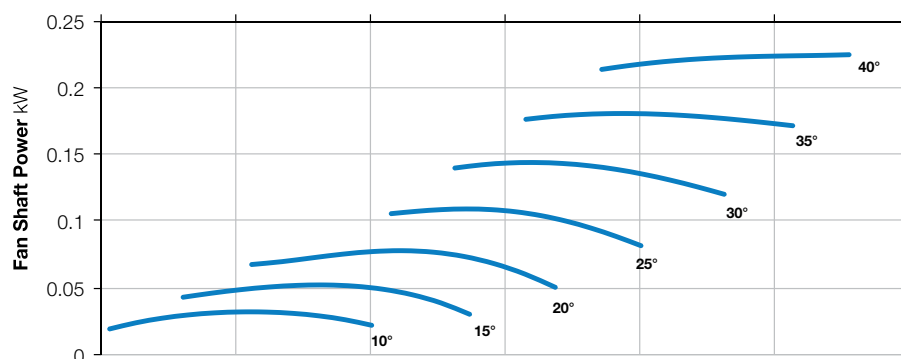
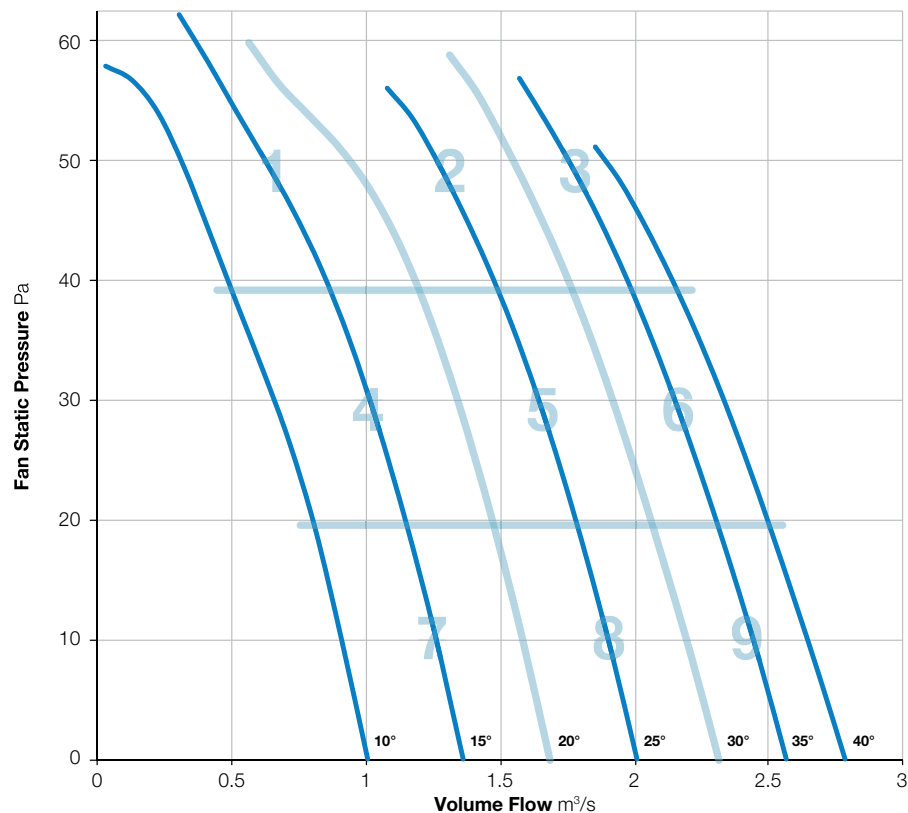
BS ISO 13347-2:2004

Type D installation

Form B



Elta Fans Limited certifies that the Axial Fans shown herein are licensed to bear the AMCA Seal. The ratings shown are based on tests and procedures performed in accordance with AMCA Publications 211 & 311 and comply with the requirements of the AMCA Certified Ratings Program. Performance certified is for Installation Type D: Ducted Inlet, Ducted Outlet. Performance ratings do not include the effects of appurtenances (accessories).



Zone		In-duct Sound Power Level (SWL) re 1pW									SPL dBA @ 3m*
		63Hz	125Hz	250Hz	500Hz	1kHz	2kHz	4kHz	8kHz	Total	
1	Inlet	74	76	67	65	63	61	56	50	79	48
	Outlet	79	78	68	63	62	60	57	52	82	48
2	Inlet	71	64	61	62	62	61	59	53	73	47
	Outlet	75	68	61	61	61	61	60	56	76	47
3	Inlet	76	68	61	62	62	61	59	55	77	47
	Outlet	82	71	63	62	62	62	62	59	83	48
4	Inlet	68	64	60	63	64	62	55	50	72	47
	Outlet	72	69	62	61	63	62	56	50	75	47
5	Inlet	73	66	61	61	62	61	58	50	75	46
	Outlet	76	68	62	61	62	60	58	53	77	46
6	Inlet	79	69	63	63	62	61	58	53	80	47
	Outlet	82	73	64	63	62	61	61	57	83	48
7	Inlet	72	64	59	59	61	60	53	47	74	45
	Outlet	73	70	60	59	61	61	54	48	75	46
8	Inlet	74	67	61	61	64	63	57	49	76	48
	Outlet	77	70	63	61	63	62	58	51	78	47
9	Inlet	77	70	63	64	63	61	58	53	78	48
	Outlet	82	74	65	64	63	61	60	56	83	48

*Sound Pressure Level (SPL) is average spherical free-field re 20μPa, for comparative use only. dBA levels are not licensed by AMCA International.

Power rating (watts, kW or BHP) does not include transmission losses.

The sound power level ratings shown are in decibels, referred to 10⁻¹² watts, calculated per AMCA Standard 301. Values shown are for inlet L_{wa} and outlet L_{wo} sound power levels for Installation Type D: ducted inlet, ducted outlet. Ratings include the effect of duct end correction.



630-181-3

720 r/min



Nominal Diameter

630mm



Hub Type

181



Number of Blades

3

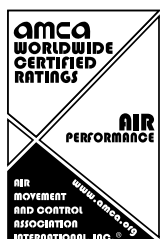


BS ISO 5801:2017

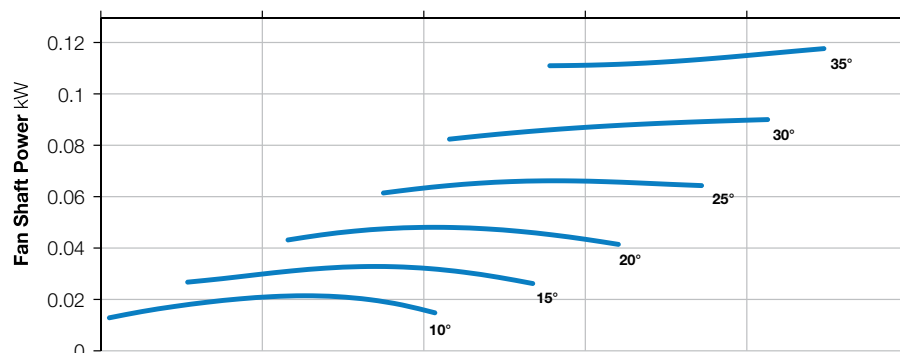
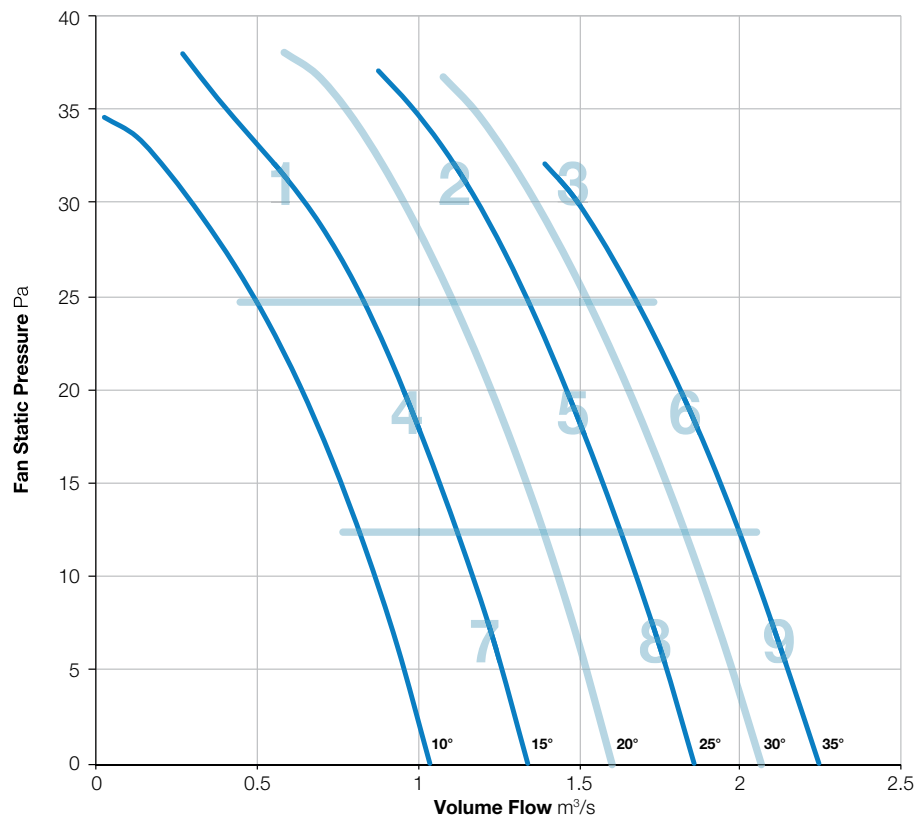
BS EN ISO 5136:2009

Type D installation

Form B



Elta Fans Limited certifies that the Axial Fans shown herein are licensed to bear the AMCA Seal. The ratings shown are based on tests and procedures performed in accordance with AMCA Publication 211 and comply with the requirements of the AMCA Certified Ratings Program. Performance certified is for Installation Type D: Ducted Inlet, Ducted Outlet. Performance ratings do not include the effects of appurtenances (accessories).



Zone		In-duct Sound Power Level (SWL) re 1pW									SPL dBA @ 3m*
		63Hz	125Hz	250Hz	500Hz	1kHz	2kHz	4kHz	8kHz	Total	
1	Inlet	61	69	71	66	60	58	55	47	74	47
	Outlet	61	69	70	66	60	58	55	49	74	47
2	Inlet	64	63	58	62	57	58	57	50	69	44
	Outlet	65	62	57	62	58	58	58	53	70	45
3	Inlet	66	64	61	64	60	60	59	53	71	46
	Outlet	67	63	60	68	60	60	60	56	72	48
4	Inlet	60	59	56	60	58	58	54	46	67	43
	Outlet	60	59	56	62	58	57	54	48	67	43
5	Inlet	64	62	58	62	57	60	56	49	69	45
	Outlet	65	62	57	63	57	59	56	52	70	45
6	Inlet	68	63	61	64	59	60	59	53	72	46
	Outlet	68	63	59	66	59	60	60	56	72	47
7	Inlet	62	60	55	60	57	58	53	45	67	43
	Outlet	62	60	55	61	57	57	52	45	67	43
8	Inlet	66	63	59	62	58	58	55	47	70	44
	Outlet	66	63	60	63	58	57	55	50	70	44
9	Inlet	68	64	61	65	59	60	58	53	72	46
	Outlet	69	64	59	68	59	59	60	56	73	48

*Sound Pressure Level (SPL) is average spherical free-field re 20μPa, for comparative use only.
Power rating (watts, kW or BHP) does not include transmission losses.
The AMCA certified ratings seal applies to air performance only.



630-181-6

720 r/min



Nominal Diameter

630mm



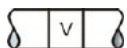
Hub Type

181



Number of Blades

6



BS ISO 5801:2017

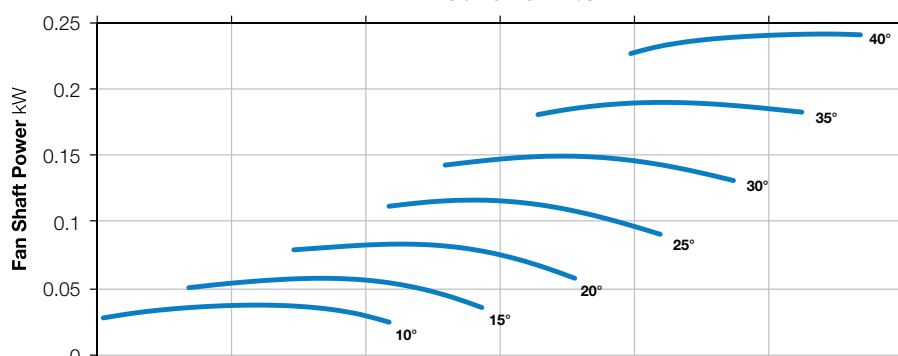
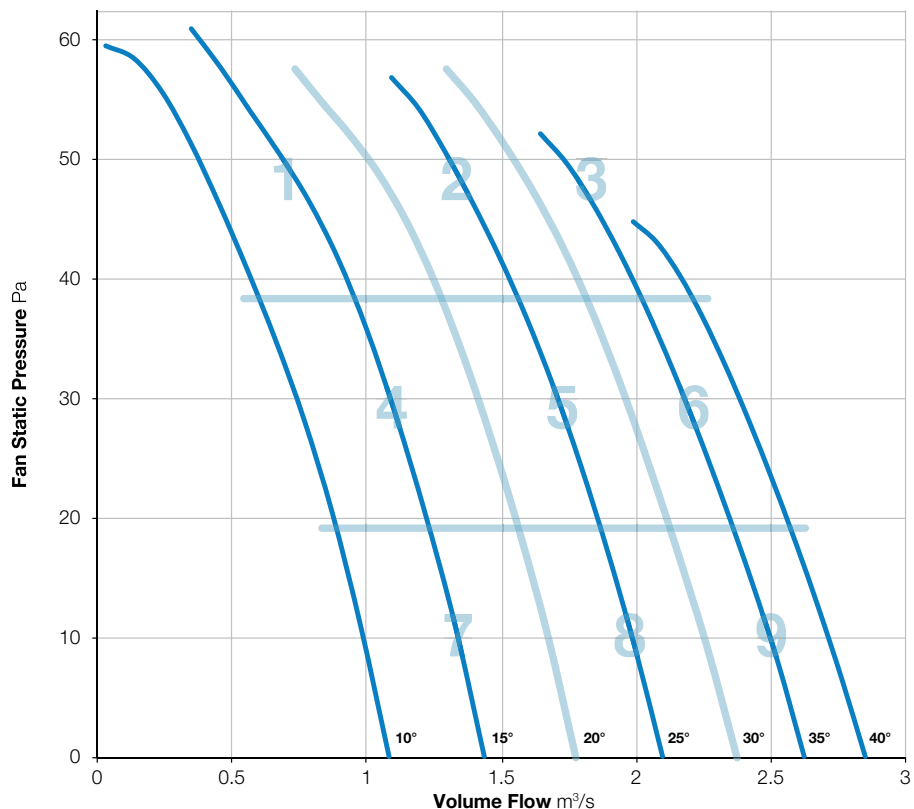
BS EN ISO 5136:2009

Type D installation

Form B



Elta Fans Limited certifies that the Axial Fans shown herein are licensed to bear the AMCA Seal. The ratings shown are based on tests and procedures performed in accordance with AMCA Publication 211 and comply with the requirements of the AMCA Certified Ratings Program. Performance certified is for Installation Type D: Ducted Inlet, Ducted Outlet. Performance ratings do not include the effects of appurtenances (accessories).



Zone		In-duct Sound Power Level (SWL) re 1pW									SPL dBA @ 3m*
		63Hz	125Hz	250Hz	500Hz	1kHz	2kHz	4kHz	8kHz	Total	
1	Inlet	67	75	72	68	62	61	56	49	78	49
	Outlet	67	75	71	67	62	61	56	50	78	49
2	Inlet	65	65	63	66	61	61	58	51	72	47
	Outlet	66	65	62	67	61	61	59	54	72	48
3	Inlet	69	68	67	70	63	63	61	55	75	50
	Outlet	70	68	66	70	64	63	62	58	76	51
4	Inlet	60	63	60	63	63	64	57	47	70	48
	Outlet	61	62	60	63	63	63	57	49	70	48
5	Inlet	65	66	61	65	61	61	57	49	72	47
	Outlet	66	66	60	64	61	60	57	51	72	46
6	Inlet	69	69	64	69	62	62	60	54	75	49
	Outlet	71	69	63	69	62	62	61	57	75	49
7	Inlet	62	64	58	62	59	61	54	46	69	45
	Outlet	63	64	58	62	59	60	53	46	69	45
8	Inlet	66	67	61	66	62	63	57	48	73	48
	Outlet	67	67	61	63	61	61	56	50	72	46
9	Inlet	70	69	64	70	62	62	59	52	75	50
	Outlet	72	69	63	71	62	62	60	55	76	50

*Sound Pressure Level (SPL) is average spherical free-field re 20μPa, for comparative use only.
Power rating (watts, kW or BHP) does not include transmission losses.
The AMCA certified ratings seal applies to air performance only.



630-181-9

720 r/min



Nominal Diameter

630mm



Hub Type

181



Number of Blades

9



BS ISO 5801:2017

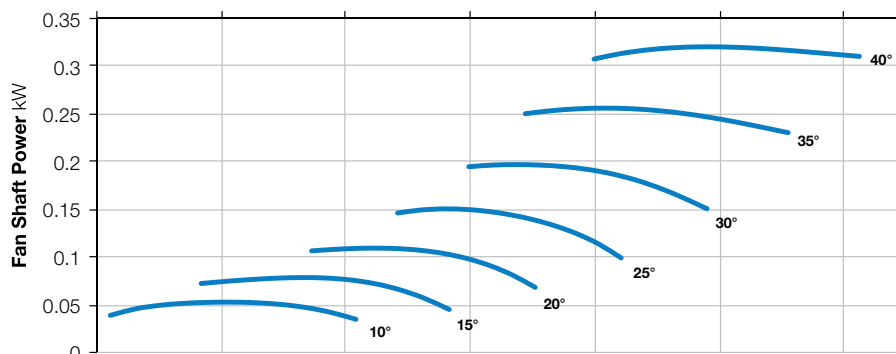
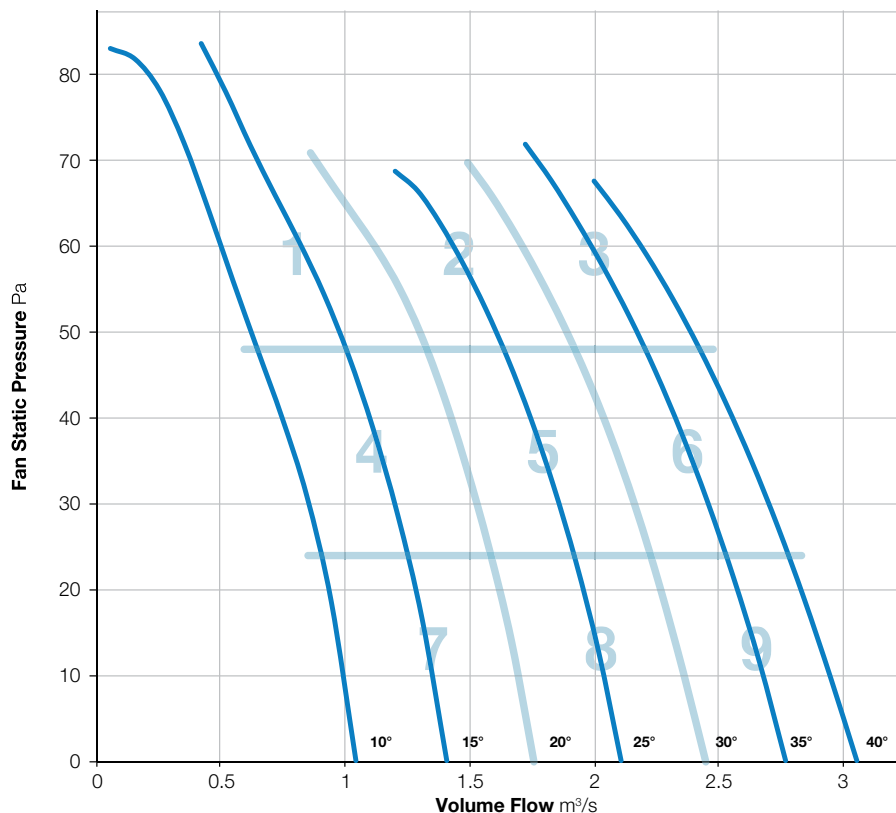
BS ISO 13347-2:2004

Type D installation

Form B



Elta Fans Limited certifies that the Axial Fans shown herein are licensed to bear the AMCA Seal. The ratings shown are based on tests and procedures performed in accordance with AMCA Publications 211 & 311 and comply with the requirements of the AMCA Certified Ratings Program. Performance certified is for Installation Type D: Ducted Inlet, Ducted Outlet. Performance ratings do not include the effects of appurtenances (accessories).



Zone		In-duct Sound Power Level (SWL) re 1pW									SPL dBA @ 3m*
		63Hz	125Hz	250Hz	500Hz	1kHz	2kHz	4kHz	8kHz	Total	
1	Inlet	77	79	70	67	65	62	56	50	82	50
	Outlet	82	81	70	66	64	62	57	52	85	50
2	Inlet	62	73	64	63	63	62	59	53	75	48
	Outlet	71	73	67	64	64	63	60	54	77	49
3	Inlet	64	76	64	65	63	63	60	56	77	49
	Outlet	76	72	66	64	64	63	59	55	78	49
4	Inlet	61	72	66	67	67	64	57	50	75	50
	Outlet	69	71	67	66	67	65	57	50	76	50
5	Inlet	63	76	63	62	64	63	58	51	77	48
	Outlet	69	76	64	62	64	62	59	53	78	48
6	Inlet	66	80	65	64	64	62	59	55	81	49
	Outlet	79	75	67	64	64	62	58	53	81	49
7	Inlet	60	74	61	62	63	62	54	49	75	47
	Outlet	68	72	63	61	61	61	54	48	75	46
8	Inlet	65	78	64	63	65	64	58	50	79	50
	Outlet	71	75	65	62	65	64	58	51	77	49
9	Inlet	70	78	66	65	65	63	60	54	79	50
	Outlet	80	76	68	66	66	62	57	52	82	50

*Sound Pressure Level (SPL) is average spherical free-field re 20µPa, for comparative use only. dBA levels are not licensed by AMCA International.

Power rating (watts, kW or BHP) does not include transmission losses.

The sound power level ratings shown are in decibels, referred to 10⁻¹² watts, calculated per AMCA Standard 301. Values shown are for inlet L_{wa} and outlet L_{wo} sound power levels for Installation Type D: ducted inlet, ducted outlet. Ratings include the effect of duct end correction.



630-182-3

720 r/min



Nominal Diameter

630mm



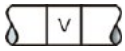
Hub Type

182



Number of Blades

3



BS ISO 5801:2017

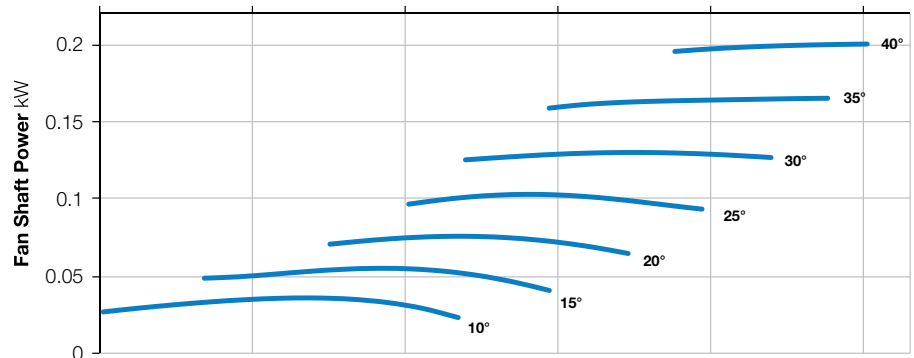
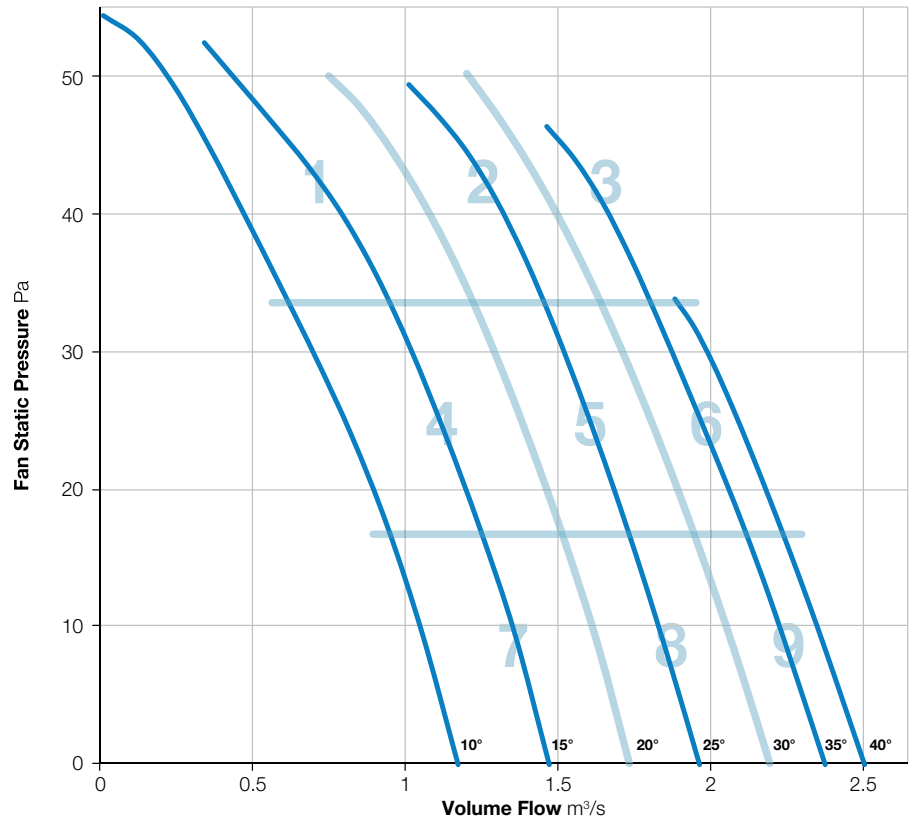
BS EN ISO 5136:2009

Type D installation

Form B



Elta Fans Limited certifies that the Axial Fans shown herein are licensed to bear the AMCA Seal. The ratings shown are based on tests and procedures performed in accordance with AMCA Publication 211 and comply with the requirements of the AMCA Certified Ratings Program. Performance certified is for Installation Type D: Ducted Inlet, Ducted Outlet. Performance ratings do not include the effects of appurtenances (accessories).



Zone		In-duct Sound Power Level (SWL) re 1pW									SPL dBA @ 3m*
		63Hz	125Hz	250Hz	500Hz	1kHz	2kHz	4kHz	8kHz	Total	
1	Inlet	For sound data please contact Elta Fans.									
	Outlet										
2	Inlet										
	Outlet										
3	Inlet										
	Outlet										
4	Inlet										
	Outlet										
5	Inlet										
	Outlet										
6	Inlet										
	Outlet										
7	Inlet										
	Outlet										
8	Inlet										
	Outlet										
9	Inlet										
	Outlet										

*Sound Pressure Level (SPL) is average spherical free-field re 20μPa, for comparative use only.
Power rating (watts, kW or BHP) does not include transmission losses.
The AMCA certified ratings seal applies to air performance only.



630-182-6

720 r/min



Nominal Diameter

630mm



Hub Type

182



Number of Blades

6



BS ISO 5801:2017

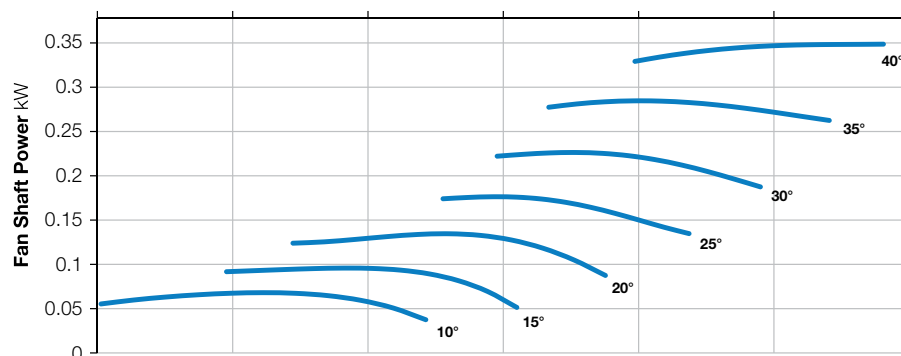
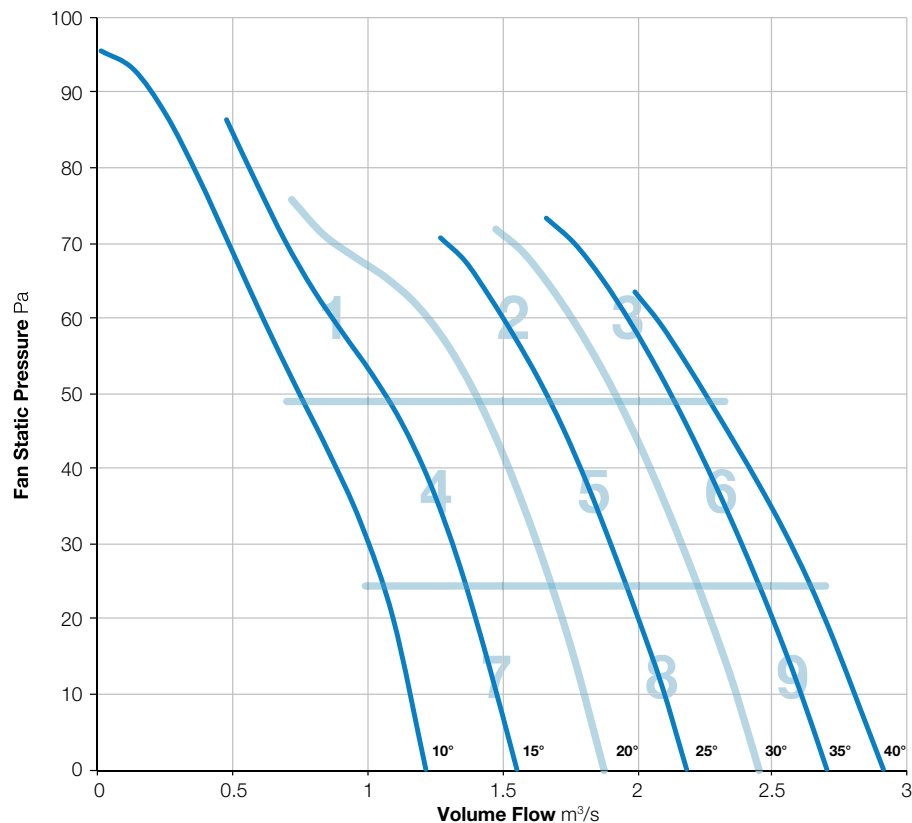
BS EN ISO 5136:2009

Type D installation

Form B



Elta Fans Limited certifies that the Axial Fans shown herein are licensed to bear the AMCA Seal. The ratings shown are based on tests and procedures performed in accordance with AMCA Publication 211 and comply with the requirements of the AMCA Certified Ratings Program. Performance certified is for Installation Type D: Ducted Inlet, Ducted Outlet. Performance ratings do not include the effects of appurtenances (accessories).



Zone		In-duct Sound Power Level (SWL) re 1pW									SPL dBA @ 3m*
		63Hz	125Hz	250Hz	500Hz	1kHz	2kHz	4kHz	8kHz	Total	
1	Inlet	For sound data please contact Elta Fans.									
	Outlet										
2	Inlet										
	Outlet										
3	Inlet										
	Outlet										
4	Inlet										
	Outlet										
5	Inlet										
	Outlet										
6	Inlet										
	Outlet										
7	Inlet										
	Outlet										
8	Inlet										
	Outlet										
9	Inlet										
	Outlet										

*Sound Pressure Level (SPL) is average spherical free-field re 20µPa, for comparative use only.
Power rating (watts, kW or BHP) does not include transmission losses.
The AMCA certified ratings seal applies to air performance only.



630-251-3

720 r/min



Nominal Diameter

630mm



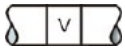
Hub Type

251



Number of Blades

3



BS ISO 5801:2017

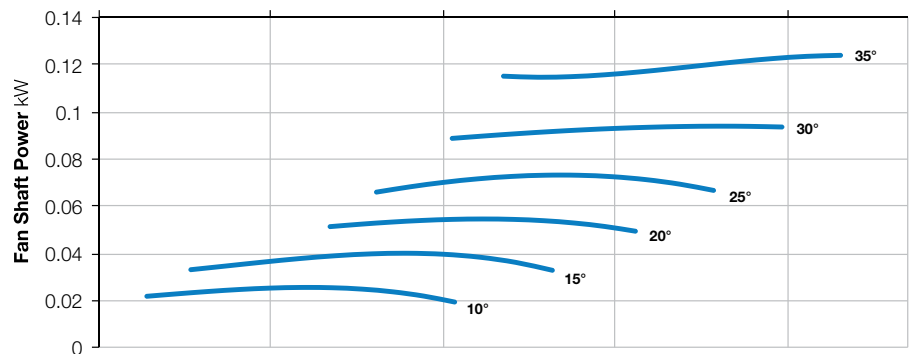
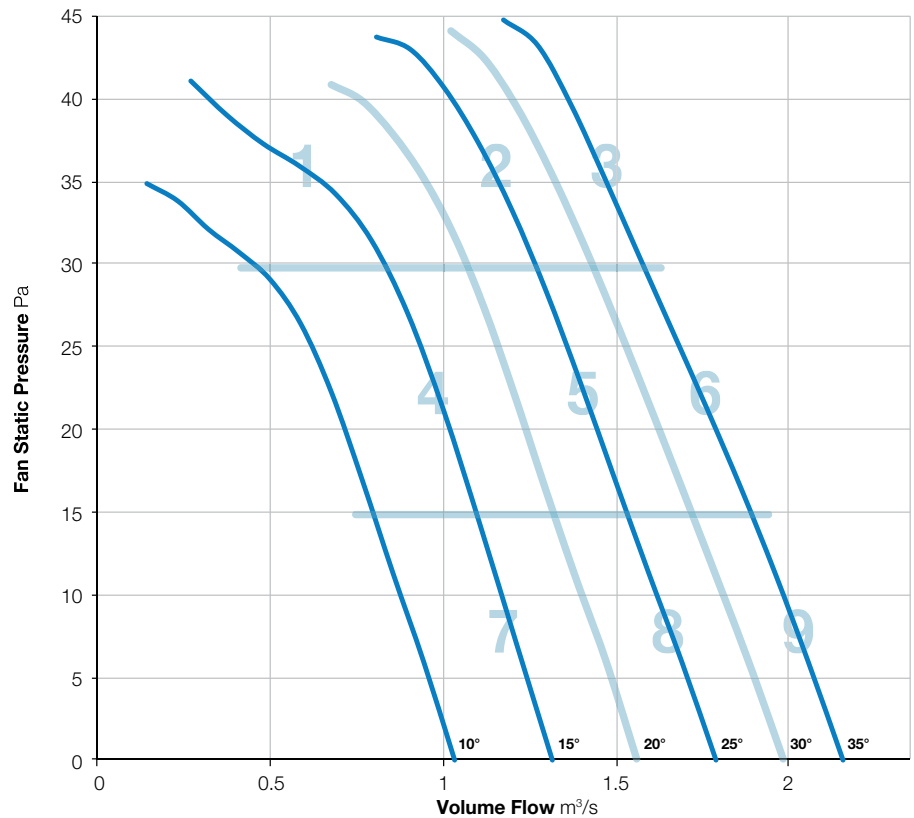
BS EN ISO 5136:2009

Type D installation

Form B



Elta Fans Limited certifies that the Axial Fans shown herein are licensed to bear the AMCA Seal. The ratings shown are based on tests and procedures performed in accordance with AMCA Publication 211 and comply with the requirements of the AMCA Certified Ratings Program. Performance certified is for Installation Type D: Ducted Inlet, Ducted Outlet. Performance ratings do not include the effects of appurtenances (accessories).



Zone		In-duct Sound Power Level (SWL) re 1pW									SPL dBA @ 3m*
		63Hz	125Hz	250Hz	500Hz	1kHz	2kHz	4kHz	8kHz	Total	
1	Inlet	65	64	62	61	58	58	55	46	70	44
	Outlet	65	64	62	61	58	57	54	47	70	43
2	Inlet	67	67	63	61	58	57	57	49	72	44
	Outlet	68	67	62	61	57	57	57	51	72	44
3	Inlet	71	65	62	62	59	59	58	50	73	45
	Outlet	72	65	61	62	59	58	58	52	74	45
4	Inlet	63	62	59	60	60	60	55	44	69	45
	Outlet	64	62	58	60	59	59	53	45	69	44
5	Inlet	67	62	58	59	57	57	57	48	70	43
	Outlet	68	62	57	60	57	56	56	50	70	43
6	Inlet	70	64	61	62	59	59	58	51	72	45
	Outlet	71	63	60	62	59	58	59	54	73	45
7	Inlet	62	61	57	59	61	61	53	42	68	45
	Outlet	63	60	56	60	61	61	51	42	68	45
8	Inlet	66	62	59	60	59	58	55	47	70	44
	Outlet	67	62	58	60	58	57	55	48	70	43
9	Inlet	70	64	61	62	59	59	58	51	72	45
	Outlet	70	63	60	62	59	58	59	54	72	45

*Sound Pressure Level (SPL) is average spherical free-field re 20μPa, for comparative use only.
Power rating (watts, kW or BHP) does not include transmission losses.
The AMCA certified ratings seal applies to air performance only.



630-251-6

720 r/min



Nominal Diameter

630mm



Hub Type

251



Number of Blades

6



BS ISO 5801:2017

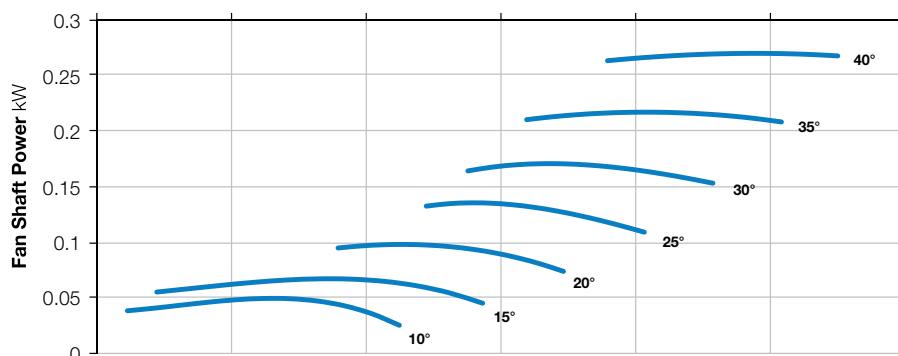
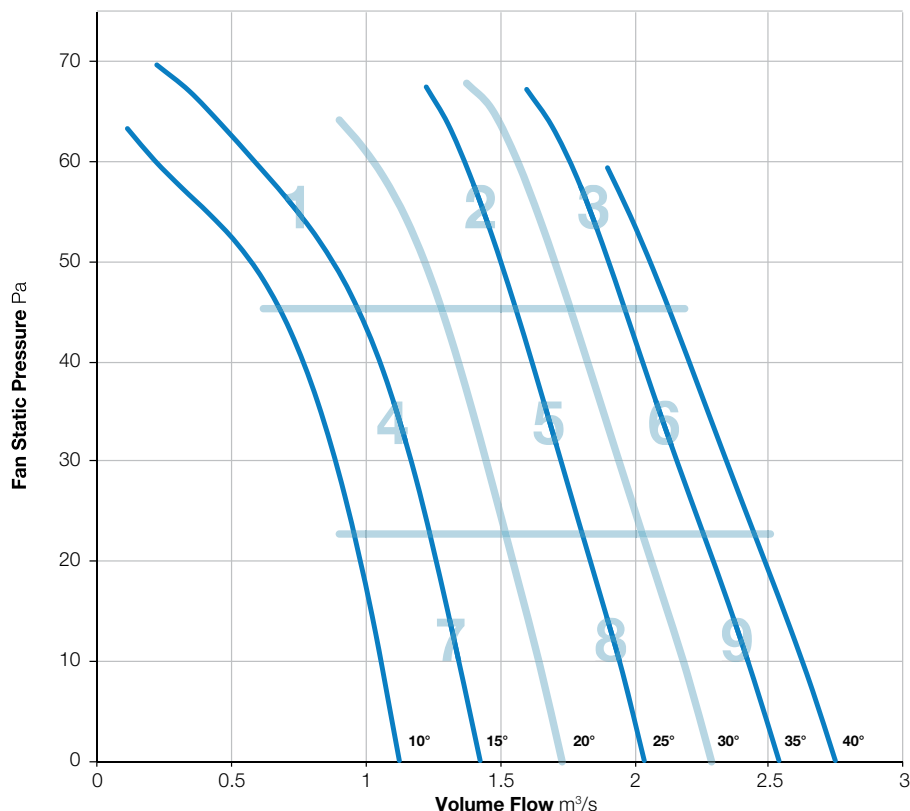
BS EN ISO 5136:2009

Type D installation

Form B



Elta Fans Limited certifies that the Axial Fans shown herein are licensed to bear the AMCA Seal. The ratings shown are based on tests and procedures performed in accordance with AMCA Publication 211 and comply with the requirements of the AMCA Certified Ratings Program. Performance certified is for Installation Type D: Ducted Inlet, Ducted Outlet. Performance ratings do not include the effects of appurtenances (accessories).



Zone		In-duct Sound Power Level (SWL) re 1pW									SPL dBA @ 3m*
		63Hz	125Hz	250Hz	500Hz	1kHz	2kHz	4kHz	8kHz	Total	
1	Inlet	67	72	71	69	63	61	55	46	77	49
	Outlet	68	72	71	68	62	60	55	48	76	49
2	Inlet	71	65	61	62	61	60	58	49	73	46
	Outlet	71	64	61	62	60	59	58	51	73	45
3	Inlet	73	65	63	63	61	61	59	53	75	47
	Outlet	73	65	62	63	61	61	60	55	75	47
4	Inlet	66	63	61	64	64	64	56	45	72	48
	Outlet	67	63	60	66	64	63	55	46	72	48
5	Inlet	70	65	61	62	61	60	57	48	73	46
	Outlet	70	64	60	62	61	60	57	50	73	46
6	Inlet	73	66	63	63	61	60	59	52	75	46
	Outlet	73	66	62	63	61	60	59	54	75	47
7	Inlet	66	61	58	65	61	60	52	42	71	46
	Outlet	66	61	57	67	60	60	51	42	71	46
8	Inlet	70	66	62	63	64	63	56	46	74	48
	Outlet	70	65	61	62	64	62	56	47	73	47
9	Inlet	74	67	64	64	62	61	58	51	76	47
	Outlet	74	67	62	64	62	61	58	52	76	47

*Sound Pressure Level (SPL) is average spherical free-field re 20μPa, for comparative use only.
Power rating (watts, kW or BHP) does not include transmission losses.
The AMCA certified ratings seal applies to air performance only.



630-251-9

720 r/min



Nominal Diameter

630mm



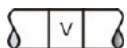
Hub Type

251



Number of Blades

9

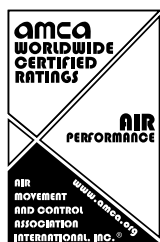


BS ISO 5801:2017

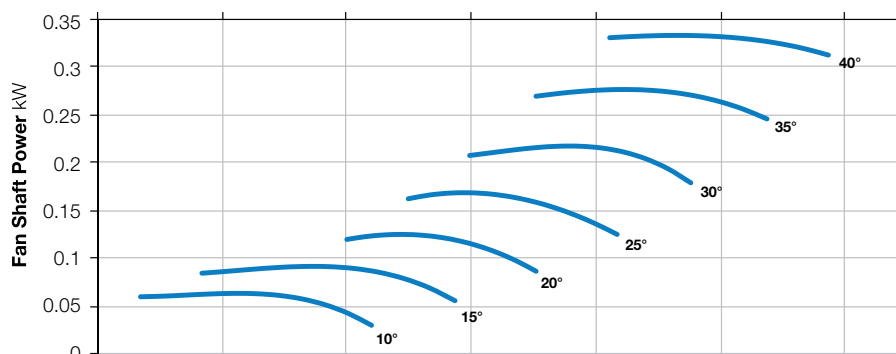
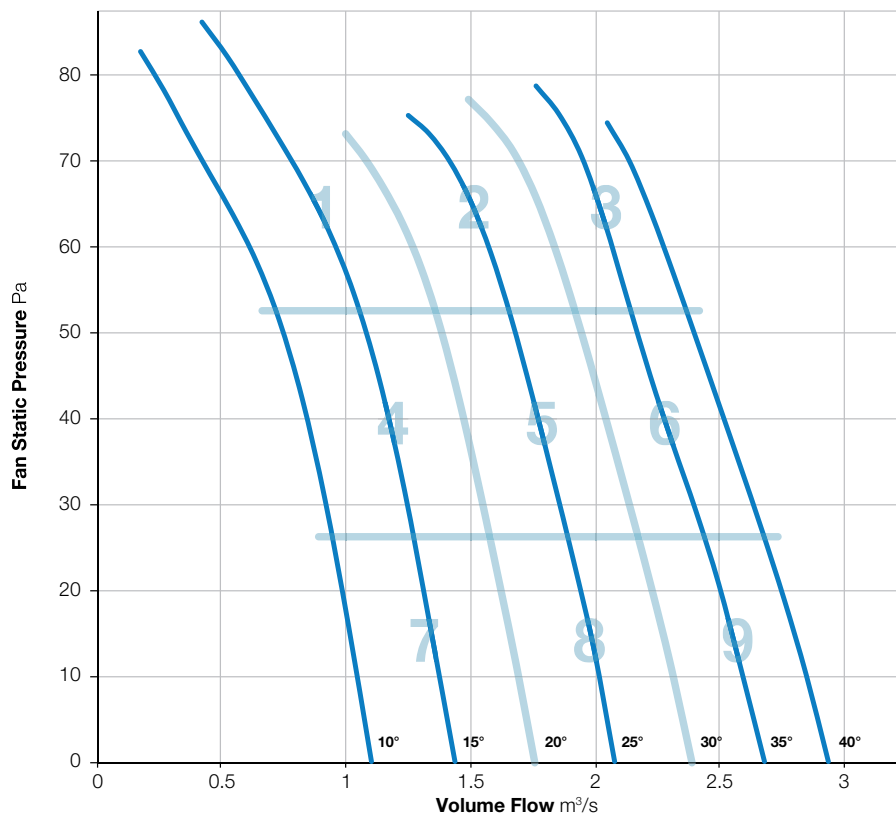
BS EN ISO 5136:2009

Type D installation

Form B



Elta Fans Limited certifies that the Axial Fans shown herein are licensed to bear the AMCA Seal. The ratings shown are based on tests and procedures performed in accordance with AMCA Publication 211 and comply with the requirements of the AMCA Certified Ratings Program. Performance certified is for Installation Type D: Ducted Inlet, Ducted Outlet. Performance ratings do not include the effects of appurtenances (accessories).



Zone		In-duct Sound Power Level (SWL) re 1pW									SPL dBA @ 3m*
		63Hz	125Hz	250Hz	500Hz	1kHz	2kHz	4kHz	8kHz	Total	
1	Inlet	66	66	69	68	65	62	56	46	74	49
	Outlet	67	66	68	67	65	62	55	47	74	49
2	Inlet	69	66	63	63	62	62	58	50	73	47
	Outlet	70	66	62	63	62	62	58	51	73	47
3	Inlet	72	67	64	63	62	62	60	53	75	48
	Outlet	73	68	63	63	61	62	60	55	75	47
4	Inlet	64	63	61	63	64	63	55	45	71	48
	Outlet	65	63	60	63	63	62	54	46	71	47
5	Inlet	67	66	62	64	64	64	57	48	73	48
	Outlet	68	66	61	63	64	63	57	49	73	48
6	Inlet	72	68	65	63	63	63	59	52	75	48
	Outlet	73	69	63	63	62	62	59	54	76	47
7	Inlet	63	64	61	62	62	62	53	44	70	46
	Outlet	64	64	60	63	61	61	52	44	70	46
8	Inlet	68	68	63	64	66	65	56	46	74	50
	Outlet	69	68	62	64	65	64	55	47	74	49
9	Inlet	72	69	66	64	65	65	60	54	76	50
	Outlet	74	69	64	65	65	64	59	54	77	49

*Sound Pressure Level (SPL) is average spherical free-field re 20μPa, for comparative use only.
Power rating (watts, kW or BHP) does not include transmission losses.
The AMCA certified ratings seal applies to air performance only.



630-251-12

720 r/min



Nominal Diameter

630mm



Hub Type

251



Number of Blades

12

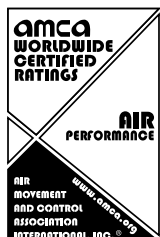


BS ISO 5801:2017

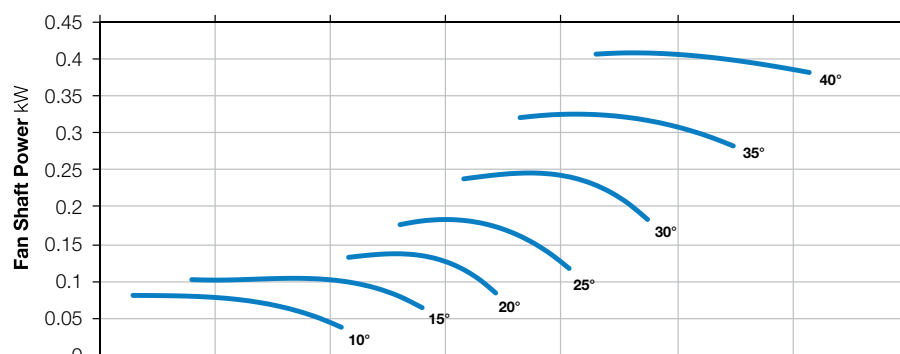
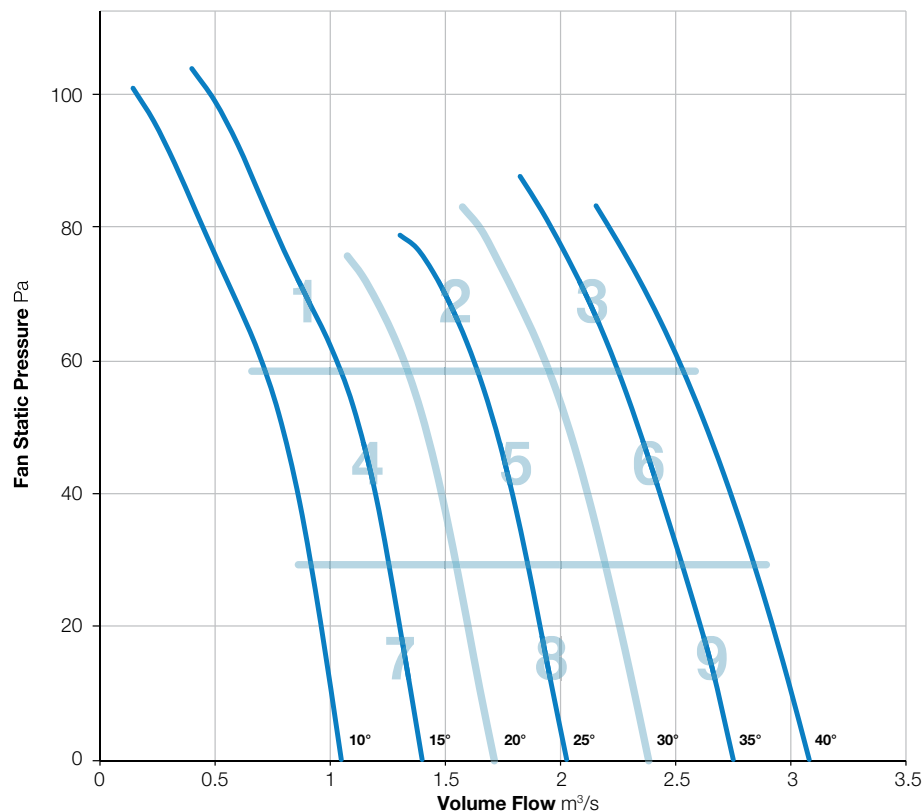
BS EN ISO 5136:2009

Type D installation

Form B



Elta Fans Limited certifies that the Axial Fans shown herein are licensed to bear the AMCA Seal. The ratings shown are based on tests and procedures performed in accordance with AMCA Publication 211 and comply with the requirements of the AMCA Certified Ratings Program. Performance certified is for Installation Type D: Ducted Inlet, Ducted Outlet. Performance ratings do not include the effects of appurtenances (accessories).



Zone		In-duct Sound Power Level (SWL) re 1pW									SPL dBA @ 3m*
		63Hz	125Hz	250Hz	500Hz	1kHz	2kHz	4kHz	8kHz	Total	
1	Inlet	67	65	72	71	67	64	56	46	76	52
	Outlet	69	66	71	71	67	63	56	46	76	52
2	Inlet	67	65	61	64	62	63	58	49	72	48
	Outlet	70	66	60	64	62	62	58	51	73	47
3	Inlet	70	69	64	64	62	63	60	53	74	48
	Outlet	72	69	62	63	62	63	60	54	75	48
4	Inlet	62	64	60	67	64	63	55	45	72	49
	Outlet	63	65	60	68	64	63	54	45	72	49
5	Inlet	65	65	62	64	64	64	58	48	72	49
	Outlet	68	66	61	64	63	63	57	49	73	48
6	Inlet	69	69	65	64	63	64	59	51	74	49
	Outlet	72	70	63	64	63	63	60	53	76	48
7	Inlet	60	65	62	66	63	63	55	45	71	48
	Outlet	62	65	61	67	62	62	53	45	72	48
8	Inlet	66	68	63	65	66	65	56	46	74	50
	Outlet	67	68	62	65	65	65	56	47	74	49
9	Inlet	69	70	66	66	66	66	60	50	75	51
	Outlet	72	70	64	65	66	65	59	51	76	50

*Sound Pressure Level (SPL) is average spherical free-field re 20μPa, for comparative use only.
Power rating (watts, kW or BHP) does not include transmission losses.
The AMCA certified ratings seal applies to air performance only.



630-252-3

720 r/min



Nominal Diameter

630mm



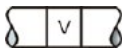
Hub Type

252



Number of Blades

3



BS ISO 5801:2017

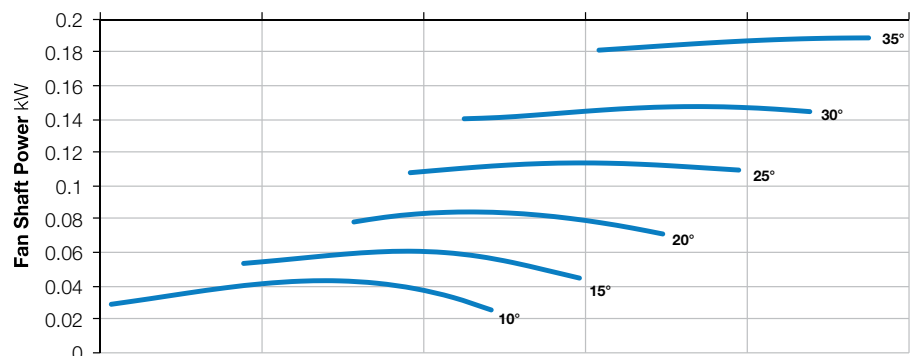
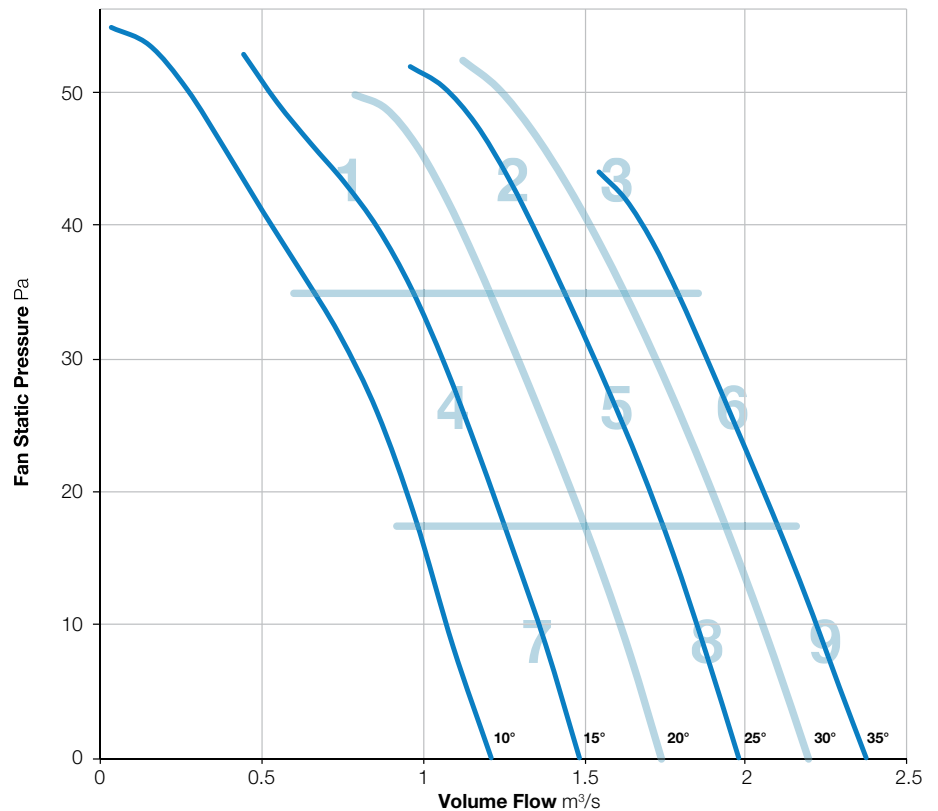
BS EN ISO 5136:2009

Type D installation

Form B



Elta Fans Limited certifies that the Axial Fans shown herein are licensed to bear the AMCA Seal. The ratings shown are based on tests and procedures performed in accordance with AMCA Publication 211 and comply with the requirements of the AMCA Certified Ratings Program. Performance certified is for Installation Type D: Ducted Inlet, Ducted Outlet. Performance ratings do not include the effects of appurtenances (accessories).



Zone		In-duct Sound Power Level (SWL) re 1pW									SPL dBA @ 3m*
		63Hz	125Hz	250Hz	500Hz	1kHz	2kHz	4kHz	8kHz	Total	
1	Inlet	For sound data please contact Elta Fans.									
	Outlet										
2	Inlet										
	Outlet										
3	Inlet										
	Outlet										
4	Inlet										
	Outlet										
5	Inlet										
	Outlet										
6	Inlet										
	Outlet										
7	Inlet										
	Outlet										
8	Inlet										
	Outlet										
9	Inlet										
	Outlet										

*Sound Pressure Level (SPL) is average spherical free-field re 20µPa, for comparative use only.
Power rating (watts, kW or BHP) does not include transmission losses.
The AMCA certified ratings seal applies to air performance only.



630-252-6

720 r/min



Nominal Diameter

630mm



Hub Type

252



Number of Blades

6



BS ISO 5801:2017

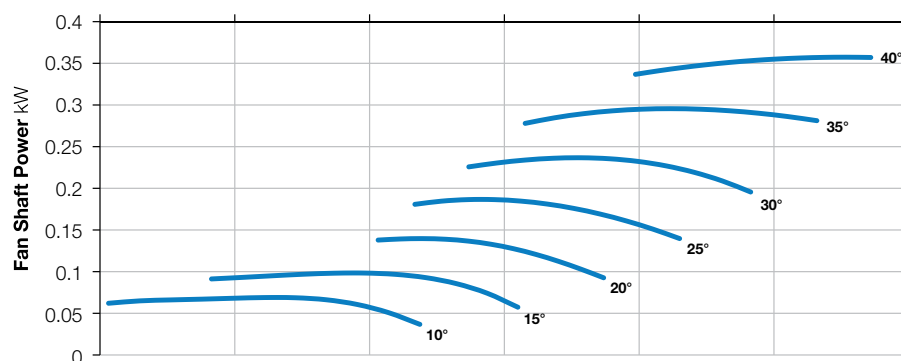
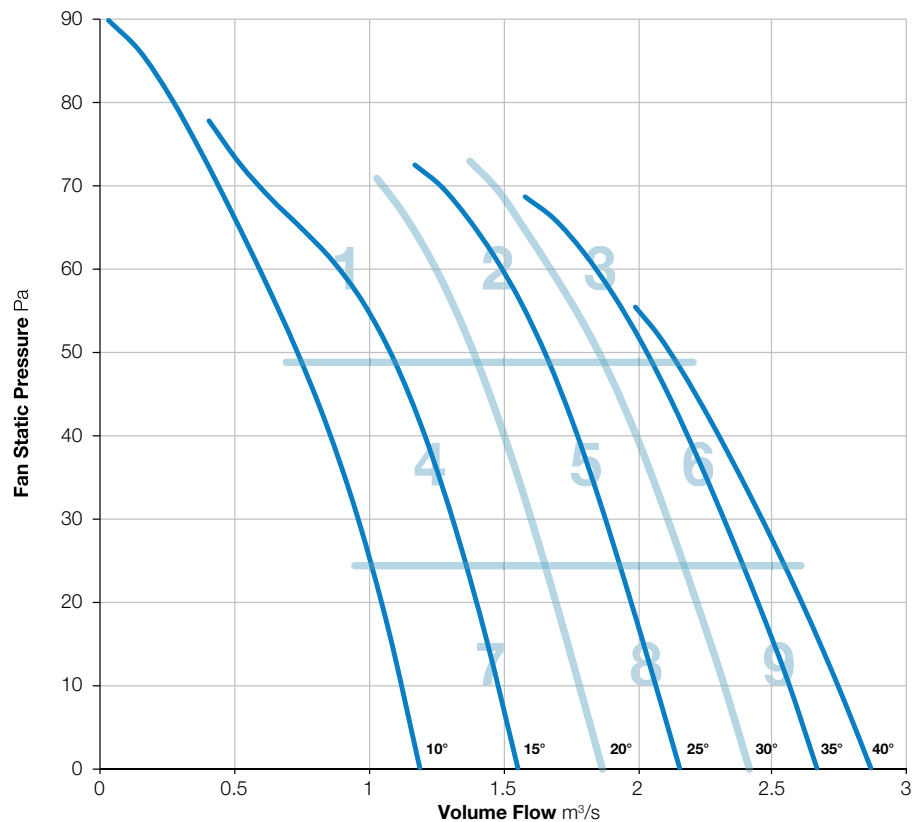
BS EN ISO 5136:2009

Type D installation

Form B



Elta Fans Limited certifies that the Axial Fans shown herein are licensed to bear the AMCA Seal. The ratings shown are based on tests and procedures performed in accordance with AMCA Publication 211 and comply with the requirements of the AMCA Certified Ratings Program. Performance certified is for Installation Type D: Ducted Inlet, Ducted Outlet. Performance ratings do not include the effects of appurtenances (accessories).



Zone		In-duct Sound Power Level (SWL) re 1pW									SPL dBA @ 3m*
		63Hz	125Hz	250Hz	500Hz	1kHz	2kHz	4kHz	8kHz	Total	
1	Inlet	For sound data please contact Elta Fans.									
	Outlet										
2	Inlet										
	Outlet										
3	Inlet										
	Outlet										
4	Inlet										
	Outlet										
5	Inlet										
	Outlet										
6	Inlet										
	Outlet										
7	Inlet										
	Outlet										
8	Inlet										
	Outlet										
9	Inlet										
	Outlet										

*Sound Pressure Level (SPL) is average spherical free-field re 20µPa, for comparative use only.
Power rating (watts, kW or BHP) does not include transmission losses.
The AMCA certified ratings seal applies to air performance only.



630-252-9

720 r/min



Nominal Diameter

630mm



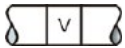
Hub Type

252



Number of Blades

9



BS ISO 5801:2017

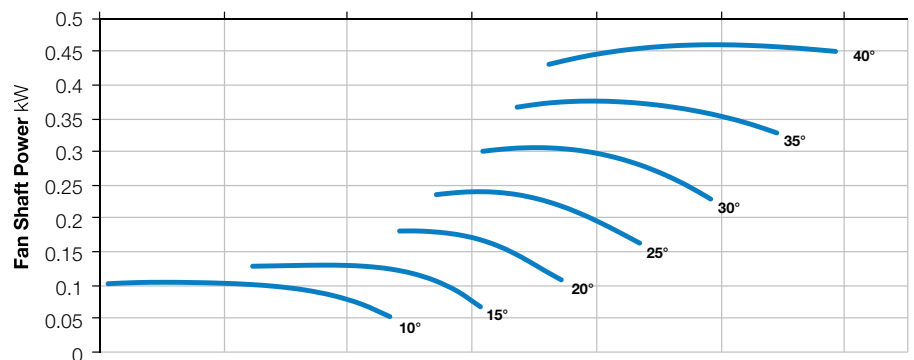
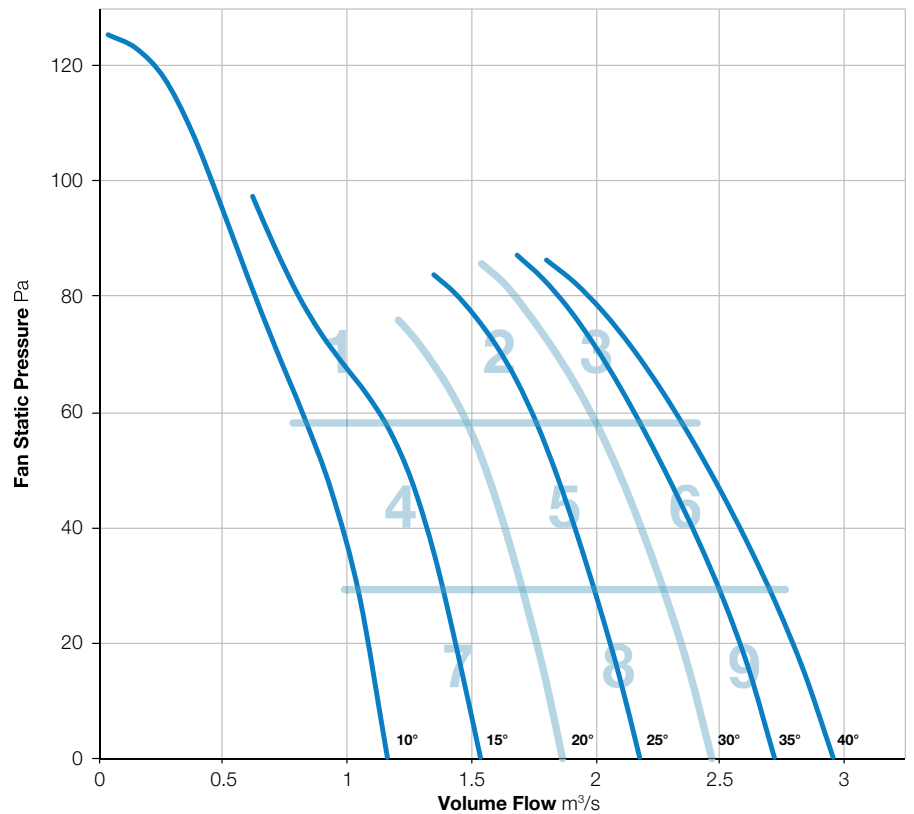
BS EN ISO 5136:2009

Type D installation

Form B



Elta Fans Limited certifies that the Axial Fans shown herein are licensed to bear the AMCA Seal. The ratings shown are based on tests and procedures performed in accordance with AMCA Publication 211 and comply with the requirements of the AMCA Certified Ratings Program. Performance certified is for Installation Type D: Ducted Inlet, Ducted Outlet. Performance ratings do not include the effects of appurtenances (accessories).



Zone		In-duct Sound Power Level (SWL) re 1pW									SPL dBA @ 3m*
		63Hz	125Hz	250Hz	500Hz	1kHz	2kHz	4kHz	8kHz	Total	
1	Inlet	For sound data please contact Elta Fans.									
	Outlet										
2	Inlet										
	Outlet										
3	Inlet										
	Outlet										
4	Inlet										
	Outlet										
5	Inlet										
	Outlet										
6	Inlet										
	Outlet										
7	Inlet										
	Outlet										
8	Inlet										
	Outlet										
9	Inlet										
	Outlet										

*Sound Pressure Level (SPL) is average spherical free-field re 20µPa, for comparative use only.
Power rating (watts, kW or BHP) does not include transmission losses.
The AMCA certified ratings seal applies to air performance only.



630-131-3

960 r/min



Nominal Diameter

630mm



Hub Type

131



Number of Blades

3

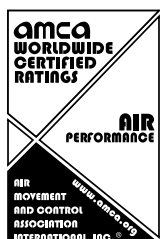


BS ISO 5801:2017

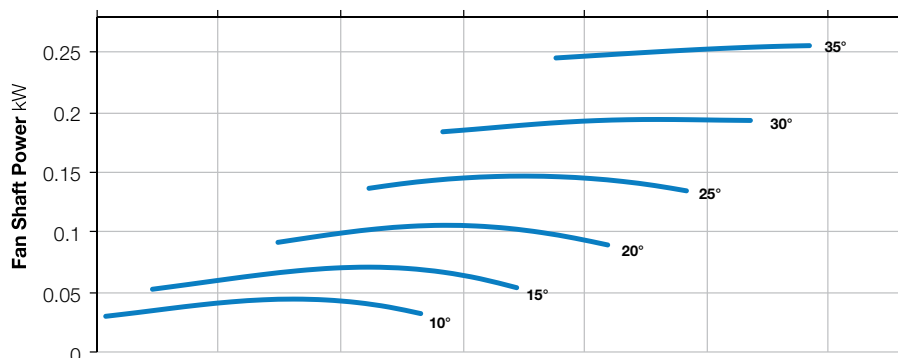
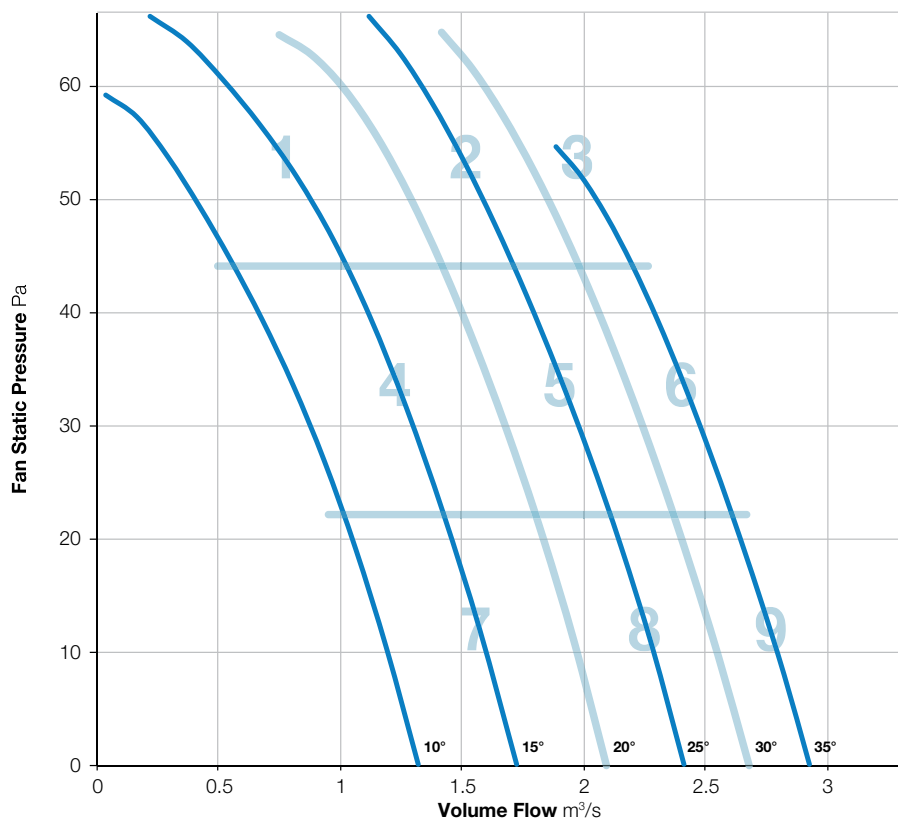
BS EN ISO 5136:2009

Type D installation

Form B



Elta Fans Limited certifies that the Axial Fans shown herein are licensed to bear the AMCA Seal. The ratings shown are based on tests and procedures performed in accordance with AMCA Publication 211 and comply with the requirements of the AMCA Certified Ratings Program. Performance certified is for Installation Type D: Ducted Inlet, Ducted Outlet. Performance ratings do not include the effects of appurtenances (accessories).



Zone		In-duct Sound Power Level (SWL) re 1pW									SPL dBA @ 3m*
		63Hz	125Hz	250Hz	500Hz	1kHz	2kHz	4kHz	8kHz	Total	
1	Inlet	67	75	77	73	67	65	63	55	81	54
	Outlet	68	75	76	72	67	65	63	57	80	54
2	Inlet	69	67	64	65	65	65	64	58	74	51
	Outlet	71	66	62	65	65	65	65	61	75	51
3	Inlet	76	73	67	68	68	68	66	60	79	53
	Outlet	79	71	66	68	68	68	67	63	81	54
4	Inlet	66	65	63	64	64	65	63	54	73	50
	Outlet	69	63	62	63	64	64	62	55	73	49
5	Inlet	70	70	65	65	64	64	62	57	75	50
	Outlet	73	68	64	65	63	63	63	59	76	49
6	Inlet	76	74	68	68	67	68	66	60	80	53
	Outlet	78	71	66	68	67	67	67	63	80	53
7	Inlet	69	68	63	63	62	65	62	52	74	49
	Outlet	72	66	62	62	62	64	61	52	75	48
8	Inlet	71	72	66	65	64	64	62	55	76	50
	Outlet	74	70	65	66	63	63	62	57	77	49
9	Inlet	75	73	68	68	67	68	66	60	79	53
	Outlet	77	71	67	68	67	67	67	63	80	53

*Sound Pressure Level (SPL) is average spherical free-field re 20μPa, for comparative use only.
Power rating (watts, kW or BHP) does not include transmission losses.
The AMCA certified ratings seal applies to air performance only.



630-131-6

960 r/min



Nominal Diameter

630mm



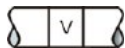
Hub Type

131



Number of Blades

6



BS ISO 5801:2017

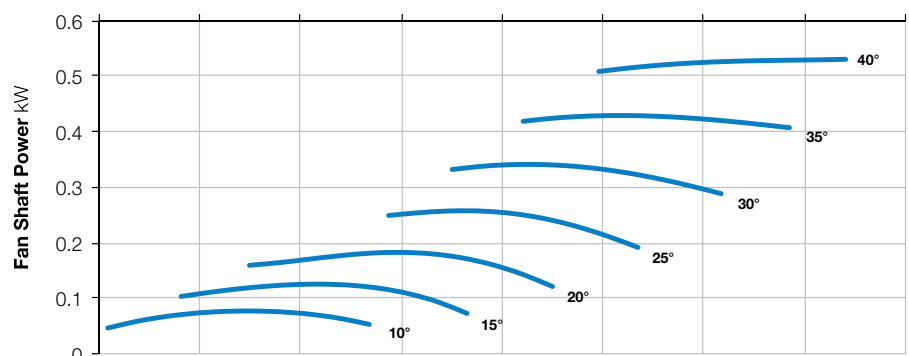
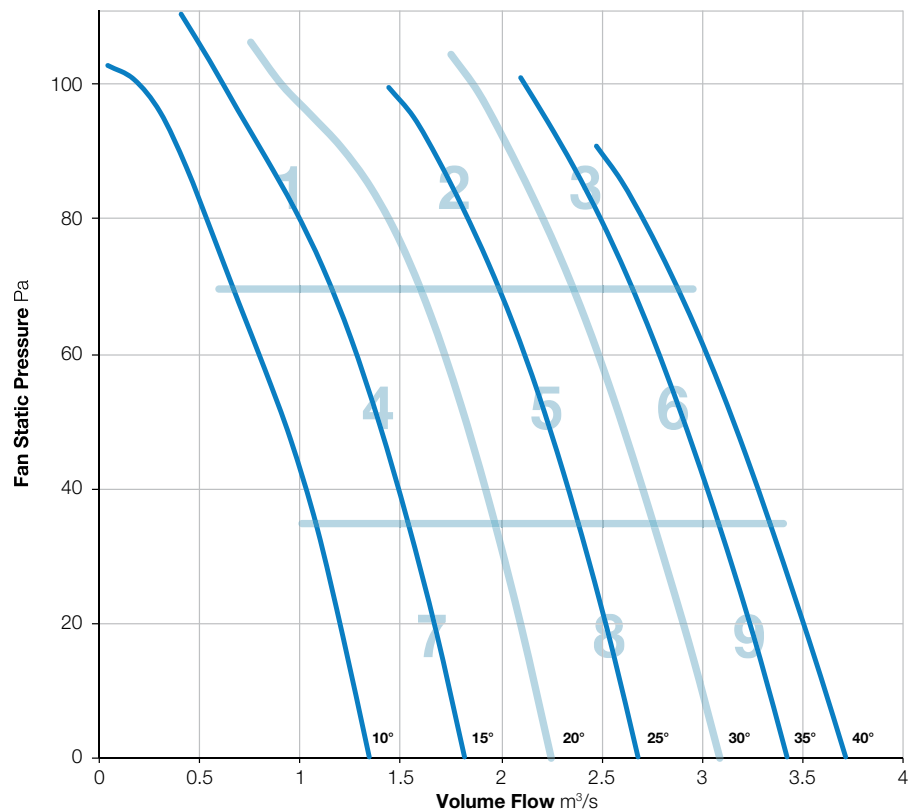
BS ISO 13347-2:2004

Type D installation

Form B



Elta Fans Limited certifies that the Axial Fans shown herein are licensed to bear the AMCA Seal. The ratings shown are based on tests and procedures performed in accordance with AMCA Publications 211 & 311 and comply with the requirements of the AMCA Certified Ratings Program. Performance certified is for Installation Type D: Ducted Inlet, Ducted Outlet. Performance ratings do not include the effects of appurtenances (accessories).



Zone		In-duct Sound Power Level (SWL) re 1pW									SPL dBA @ 3m*
		63Hz	125Hz	250Hz	500Hz	1kHz	2kHz	4kHz	8kHz	Total	
1	Inlet	73	76	72	72	70	66	63	58	80	54
	Outlet	78	79	74	72	70	67	64	59	83	55
2	Inlet	67	76	67	71	68	67	65	60	79	54
	Outlet	74	82	69	70	68	67	66	63	83	54
3	Inlet	70	79	72	76	69	67	64	61	82	56
	Outlet	78	84	74	71	69	68	67	66	86	56
4	Inlet	65	71	68	72	72	70	65	57	78	56
	Outlet	71	79	68	70	71	70	65	58	81	55
5	Inlet	73	79	69	70	67	66	64	58	81	53
	Outlet	74	83	71	68	67	66	64	61	84	53
6	Inlet	72	81	72	76	69	67	64	61	83	56
	Outlet	79	85	74	71	69	68	67	65	87	56
7	Inlet	65	74	66	67	66	68	64	55	77	52
	Outlet	71	79	71	67	67	68	64	57	81	53
8	Inlet	70	80	70	70	68	68	65	58	82	54
	Outlet	78	85	72	69	68	68	65	59	86	55
9	Inlet	75	82	73	75	69	67	64	60	84	56
	Outlet	81	87	75	73	70	68	66	64	88	57

*Sound Pressure Level (SPL) is average spherical free-field re 20μPa, for comparative use only. dBA levels are not licensed by AMCA International.

Power rating (watts, kW or BHP) does not include transmission losses.

The sound power level ratings shown are in decibels, referred to 10⁻¹² watts, calculated per AMCA Standard 301. Values shown are for inlet L_{wa} and outlet L_{wo} sound power levels for Installation Type D: ducted inlet, ducted outlet. Ratings include the effect of duct end correction.



630-181-3

960 r/min



Nominal Diameter

630mm



Hub Type

181



Number of Blades

3

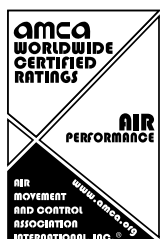


BS ISO 5801:2017

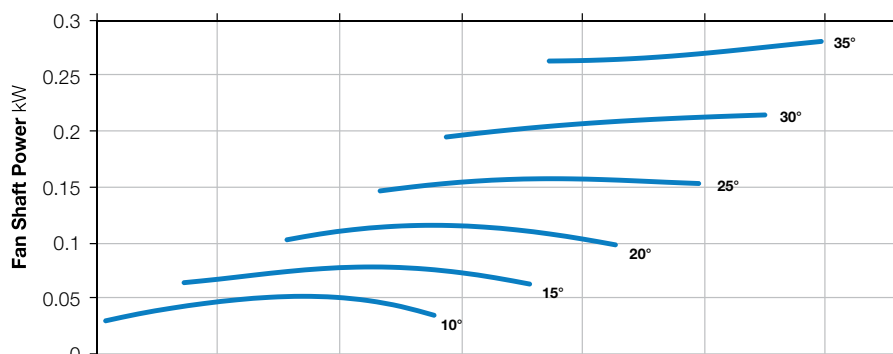
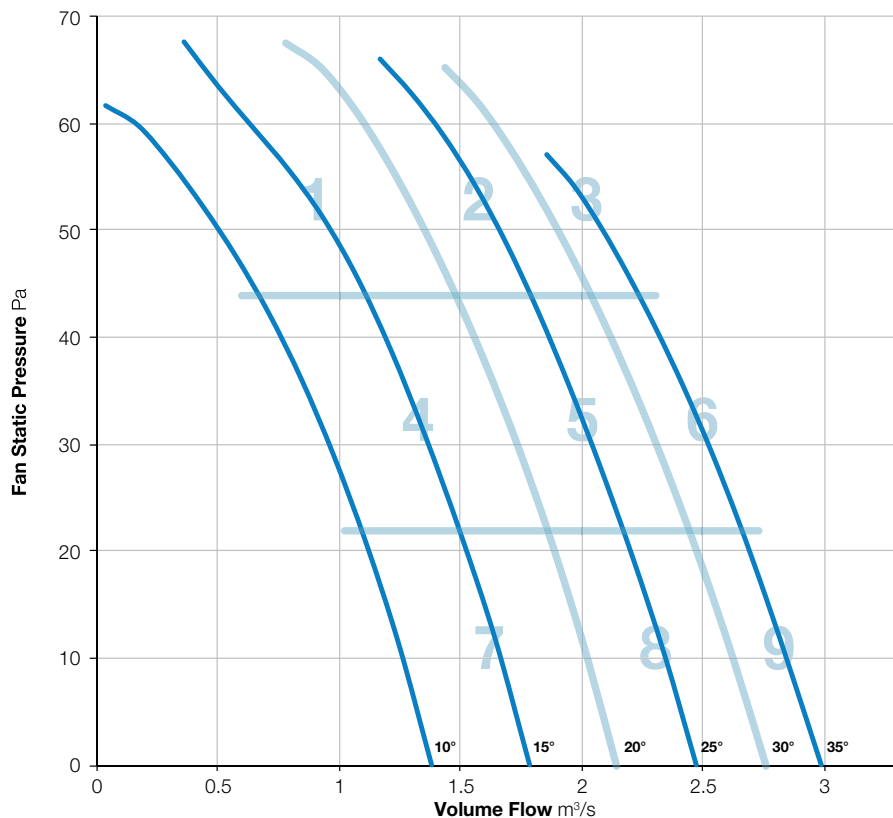
BS EN ISO 5136:2009

Type D installation

Form B



Elta Fans Limited certifies that the Axial Fans shown herein are licensed to bear the AMCA Seal. The ratings shown are based on tests and procedures performed in accordance with AMCA Publication 211 and comply with the requirements of the AMCA Certified Ratings Program. Performance certified is for Installation Type D: Ducted Inlet, Ducted Outlet. Performance ratings do not include the effects of appurtenances (accessories).



Zone		In-duct Sound Power Level (SWL) re 1pW									SPL dBA @ 3m*
		63Hz	125Hz	250Hz	500Hz	1kHz	2kHz	4kHz	8kHz	Total	
1	Inlet	69	74	78	74	67	65	62	55	81	55
	Outlet	70	74	77	73	67	65	62	57	81	54
2	Inlet	70	70	65	65	64	65	63	57	75	50
	Outlet	73	69	64	65	64	64	64	61	76	50
3	Inlet	74	72	68	68	67	66	65	60	78	52
	Outlet	76	71	67	67	67	67	67	63	79	53
4	Inlet	68	66	64	64	63	64	61	53	73	49
	Outlet	71	65	63	63	64	63	61	55	74	49
5	Inlet	70	70	64	65	63	64	62	56	75	49
	Outlet	73	68	63	64	63	63	63	59	76	49
6	Inlet	75	72	68	68	66	67	65	60	79	52
	Outlet	77	70	67	67	66	67	67	64	79	53
7	Inlet	69	68	63	62	63	65	60	53	74	49
	Outlet	72	67	62	63	62	64	60	53	75	48
8	Inlet	72	71	66	65	64	64	62	54	76	50
	Outlet	75	70	65	64	63	63	62	57	77	49
9	Inlet	75	73	69	68	67	67	65	60	79	53
	Outlet	77	71	67	68	66	66	66	63	79	52

*Sound Pressure Level (SPL) is average spherical free-field re 20μPa, for comparative use only.
Power rating (watts, kW or BHP) does not include transmission losses.
The AMCA certified ratings seal applies to air performance only.



630-181-6

960 r/min



Nominal Diameter

630mm



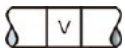
Hub Type

181



Number of Blades

6



BS ISO 5801:2017

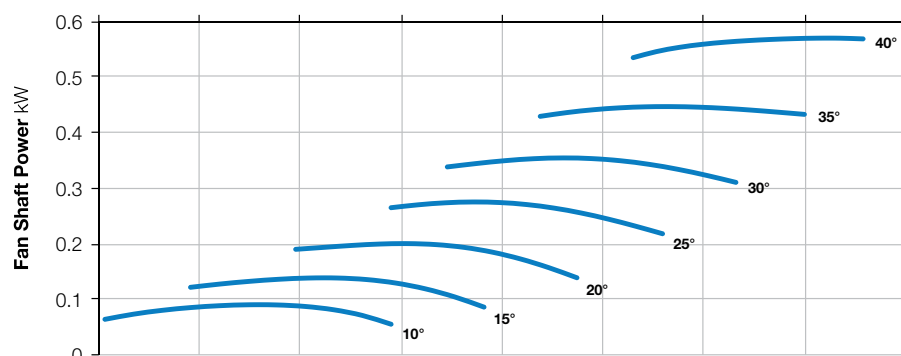
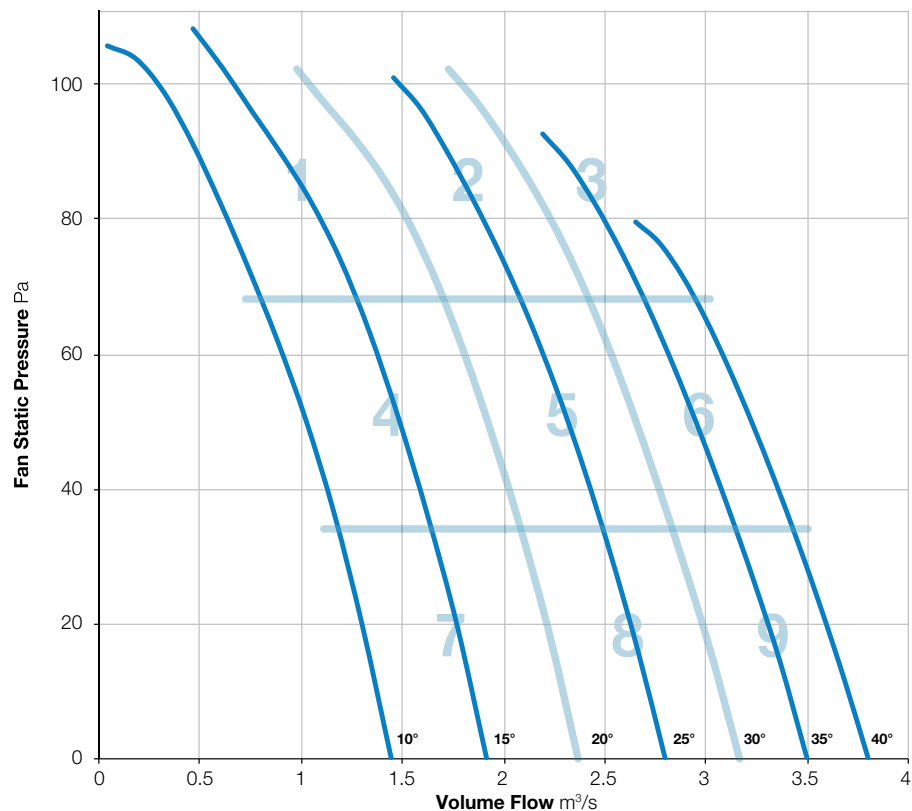
BS EN ISO 5136:2009

Type D installation

Form B



Elta Fans Limited certifies that the Axial Fans shown herein are licensed to bear the AMCA Seal. The ratings shown are based on tests and procedures performed in accordance with AMCA Publication 211 and comply with the requirements of the AMCA Certified Ratings Program. Performance certified is for Installation Type D: Ducted Inlet, Ducted Outlet. Performance ratings do not include the effects of appurtenances (accessories).



Zone		In-duct Sound Power Level (SWL) re 1pW									SPL dBA @ 3m*
		63Hz	125Hz	250Hz	500Hz	1kHz	2kHz	4kHz	8kHz	Total	
1	Inlet	72	80	78	76	70	68	64	55	84	57
	Outlet	73	80	78	75	70	68	64	58	84	56
2	Inlet	72	71	70	71	68	68	66	59	78	54
	Outlet	73	71	69	70	69	68	66	61	78	54
3	Inlet	76	73	71	71	69	69	67	62	80	55
	Outlet	78	73	70	71	69	69	69	65	81	55
4	Inlet	67	68	66	68	68	70	65	55	76	54
	Outlet	70	68	65	67	68	70	65	56	76	54
5	Inlet	72	72	68	68	67	67	65	57	78	53
	Outlet	74	72	67	67	67	67	65	59	78	52
6	Inlet	76	75	71	71	68	68	66	61	81	54
	Outlet	79	75	70	70	68	68	67	64	82	54
7	Inlet	71	71	66	66	66	68	62	54	77	52
	Outlet	74	71	65	66	65	67	62	54	77	51
8	Inlet	73	74	69	68	68	69	65	55	79	54
	Outlet	75	73	68	67	67	68	64	57	79	53
9	Inlet	77	76	72	71	69	69	66	60	81	55
	Outlet	79	76	70	71	69	69	67	63	82	55

*Sound Pressure Level (SPL) is average spherical free-field re 20μPa, for comparative use only.
Power rating (watts, kW or BHP) does not include transmission losses.
The AMCA certified ratings seal applies to air performance only.



630-181-9

960 r/min



Nominal Diameter

630mm



Hub Type

181



Number of Blades

9



BS ISO 5801:2017

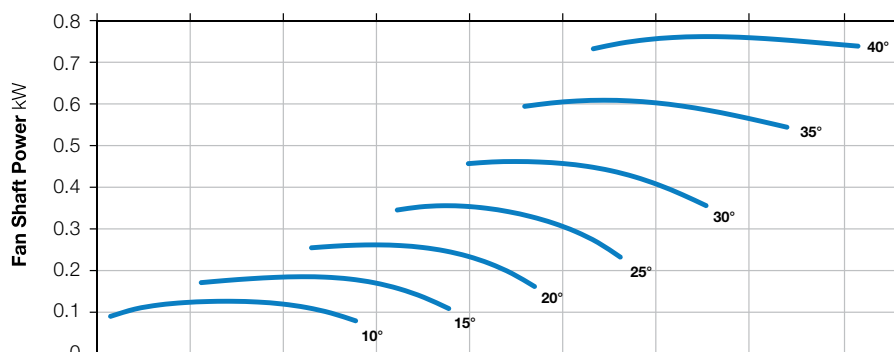
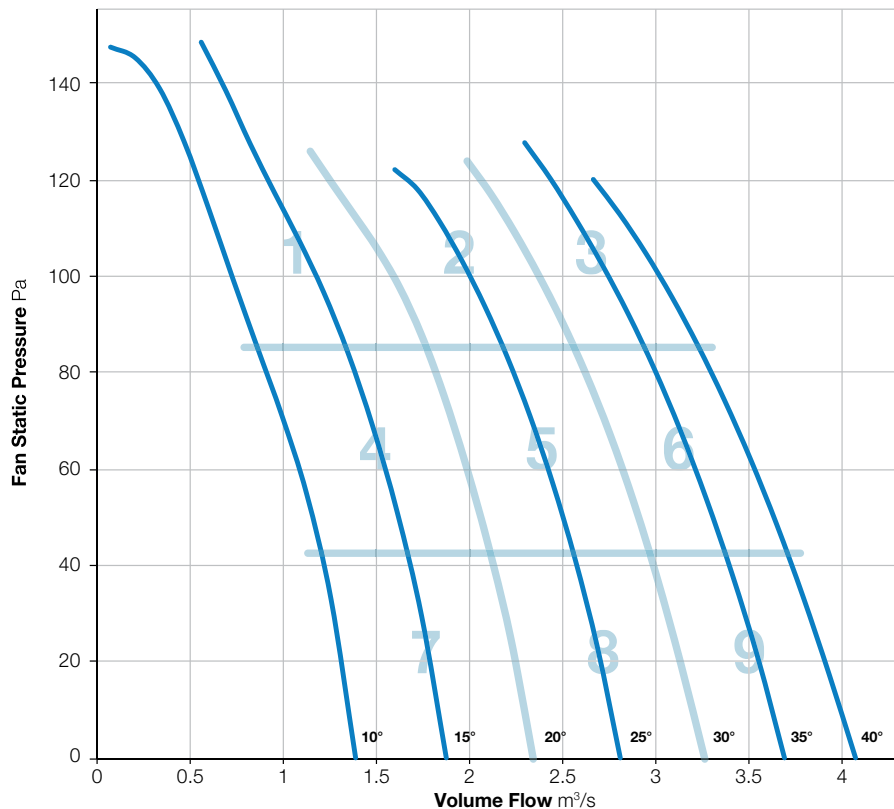
BS ISO 13347-2:2004

Type D installation

Form B



Elta Fans Limited certifies that the Axial Fans shown herein are licensed to bear the AMCA Seal. The ratings shown are based on tests and procedures performed in accordance with AMCA Publications 211 & 311 and comply with the requirements of the AMCA Certified Ratings Program. Performance certified is for Installation Type D: Ducted Inlet, Ducted Outlet. Performance ratings do not include the effects of appurtenances (accessories).



Zone		In-duct Sound Power Level (SWL) re 1pW									SPL dBA @ 3m*
		63Hz	125Hz	250Hz	500Hz	1kHz	2kHz	4kHz	8kHz	Total	
1	Inlet	73	89	77	75	72	68	64	58	90	58
	Outlet	79	89	78	74	71	69	65	60	90	58
2	Inlet	68	74	71	72	69	68	66	60	79	55
	Outlet	73	76	69	69	69	68	66	62	80	54
3	Inlet	71	76	69	71	70	69	68	64	80	55
	Outlet	76	78	70	71	71	69	68	66	82	56
4	Inlet	65	72	73	74	74	72	66	58	80	58
	Outlet	71	72	69	73	74	73	67	59	80	58
5	Inlet	69	75	68	70	69	69	65	59	79	54
	Outlet	75	77	70	69	69	68	65	60	81	54
6	Inlet	72	78	70	71	70	69	66	62	81	55
	Outlet	80	81	72	71	71	69	67	65	85	56
7	Inlet	66	75	66	69	69	70	65	57	78	54
	Outlet	70	76	69	68	68	69	65	57	79	54
8	Inlet	72	76	69	70	69	70	66	58	80	55
	Outlet	79	80	71	70	69	70	66	60	84	55
9	Inlet	76	79	71	72	71	70	67	62	82	56
	Outlet	82	82	74	72	71	69	67	64	86	56

*Sound Pressure Level (SPL) is average spherical free-field re 20μPa, for comparative use only. dBA levels are not licensed by AMCA International.

Power rating (watts, kW or BHP) does not include transmission losses.

The sound power level ratings shown are in decibels, referred to 10⁻¹² watts, calculated per AMCA Standard 301. Values shown are for inlet L_{wa} and outlet L_{wo} sound power levels for Installation Type D: ducted inlet, ducted outlet. Ratings include the effect of duct end correction.



630-182-3

960 r/min



Nominal Diameter

630mm



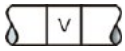
Hub Type

182



Number of Blades

3



BS ISO 5801:2017

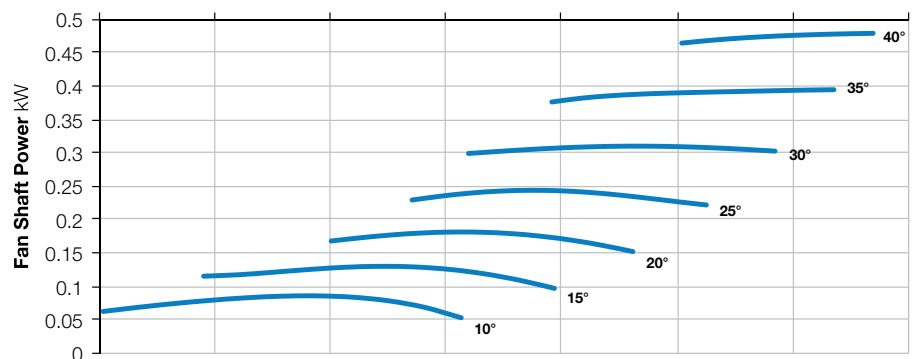
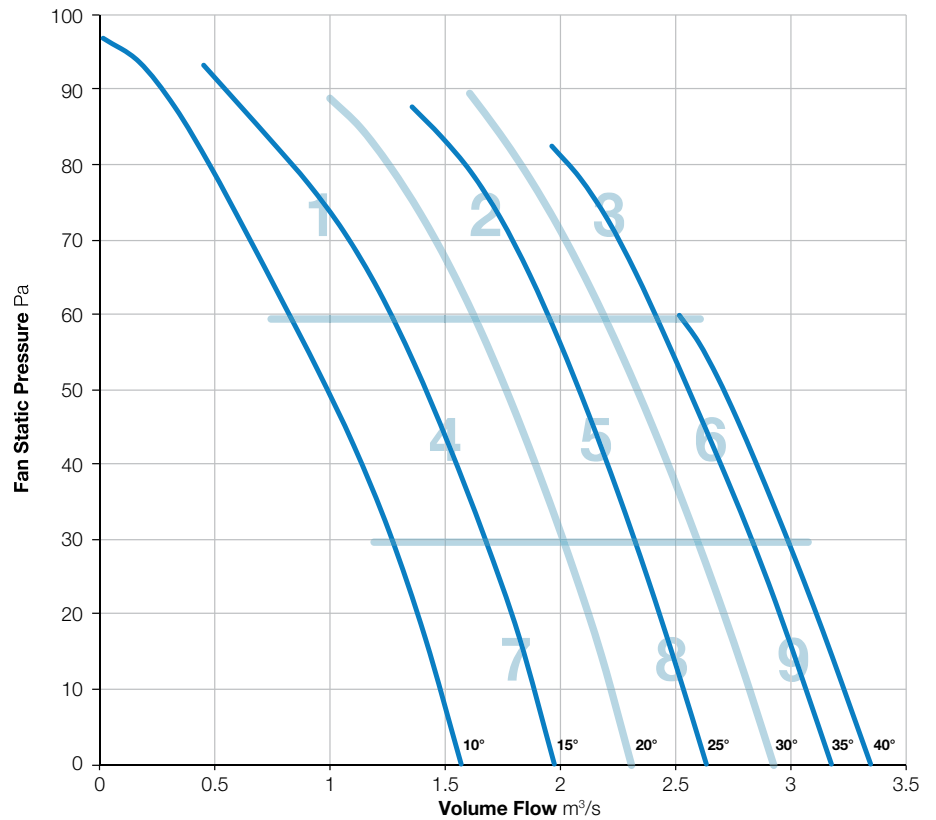
BS EN ISO 5136:2009

Type D installation

Form B



Elta Fans Limited certifies that the Axial Fans shown herein are licensed to bear the AMCA Seal. The ratings shown are based on tests and procedures performed in accordance with AMCA Publication 211 and comply with the requirements of the AMCA Certified Ratings Program. Performance certified is for Installation Type D: Ducted Inlet, Ducted Outlet. Performance ratings do not include the effects of appurtenances (accessories).



Zone		In-duct Sound Power Level (SWL) re 1pW									SPL dBA @ 3m*
		63Hz	125Hz	250Hz	500Hz	1kHz	2kHz	4kHz	8kHz	Total	
1	Inlet	For sound data please contact Elta Fans.									
	Outlet										
2	Inlet										
	Outlet										
3	Inlet										
	Outlet										
4	Inlet										
	Outlet										
5	Inlet										
	Outlet										
6	Inlet										
	Outlet										
7	Inlet										
	Outlet										
8	Inlet										
	Outlet										
9	Inlet										
	Outlet										

*Sound Pressure Level (SPL) is average spherical free-field re 20μPa, for comparative use only.
Power rating (watts, kW or BHP) does not include transmission losses.
The AMCA certified ratings seal applies to air performance only.



630-182-6

960 r/min



Nominal Diameter

630mm



Hub Type

182



Number of Blades

6

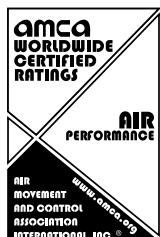


BS ISO 5801:2017

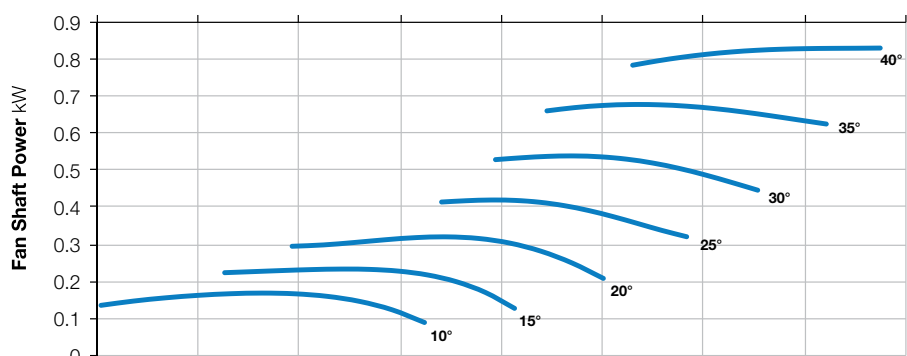
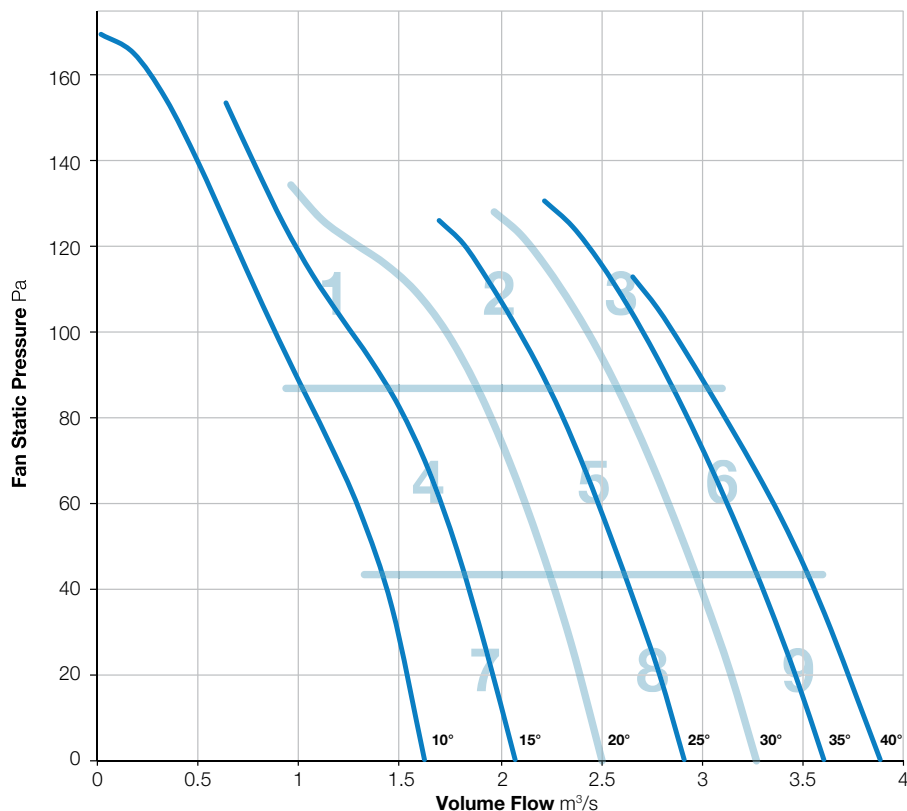
BS EN ISO 5136:2009

Type D installation

Form B



Elta Fans Limited certifies that the Axial Fans shown herein are licensed to bear the AMCA Seal. The ratings shown are based on tests and procedures performed in accordance with AMCA Publication 211 and comply with the requirements of the AMCA Certified Ratings Program. Performance certified is for Installation Type D: Ducted Inlet, Ducted Outlet. Performance ratings do not include the effects of appurtenances (accessories).



Zone		In-duct Sound Power Level (SWL) re 1pW									SPL dBA @ 3m*
		63Hz	125Hz	250Hz	500Hz	1kHz	2kHz	4kHz	8kHz	Total	
1	Inlet	For sound data please contact Elta Fans.									
	Outlet										
2	Inlet										
	Outlet										
3	Inlet										
	Outlet										
4	Inlet										
	Outlet										
5	Inlet										
	Outlet										
6	Inlet										
	Outlet										
7	Inlet										
	Outlet										
8	Inlet										
	Outlet										
9	Inlet										
	Outlet										

*Sound Pressure Level (SPL) is average spherical free-field re 20μPa, for comparative use only.
Power rating (watts, kW or BHP) does not include transmission losses.
The AMCA certified ratings seal applies to air performance only.



630-251-3

960 r/min



Nominal Diameter

630mm



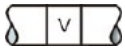
Hub Type

251



Number of Blades

3



BS ISO 5801:2017

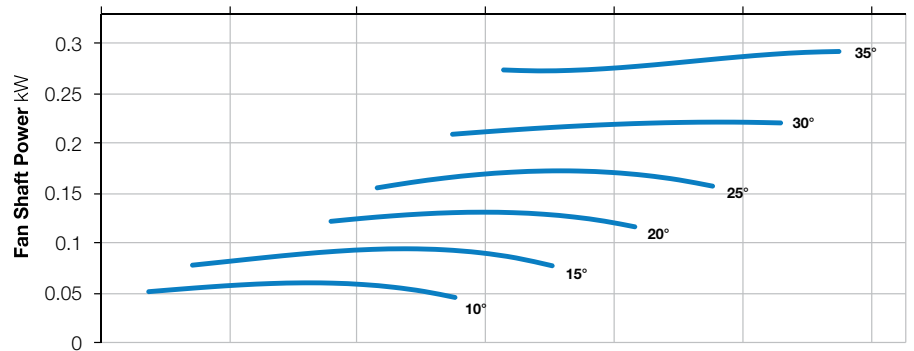
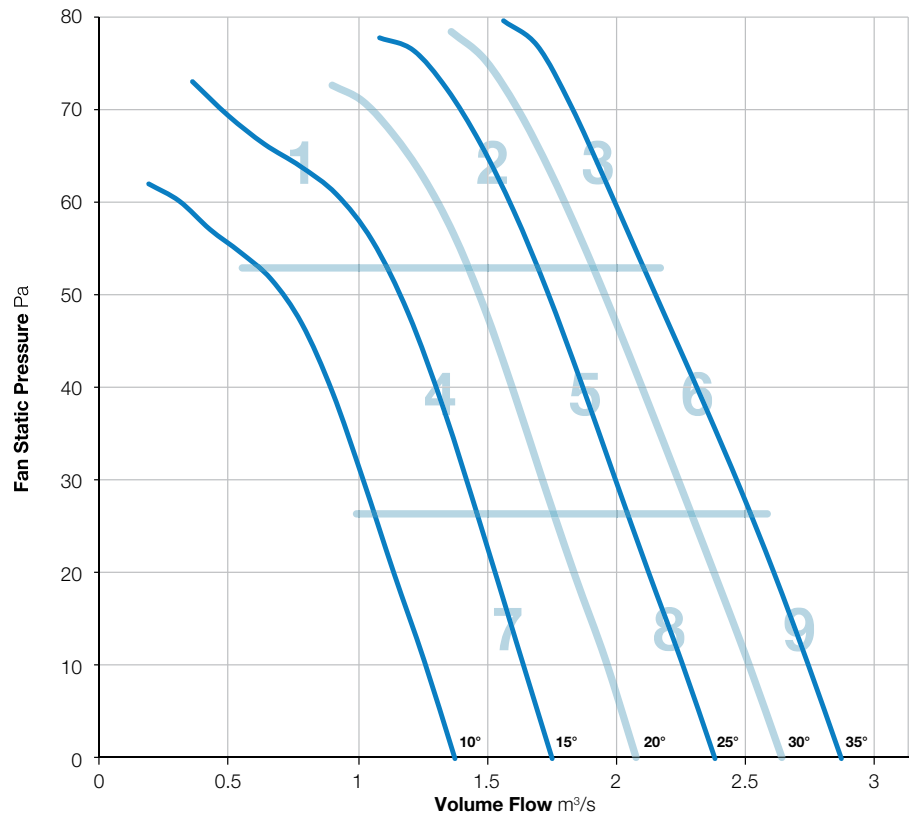
BS EN ISO 5136:2009

Type D installation

Form B



Elta Fans Limited certifies that the Axial Fans shown herein are licensed to bear the AMCA Seal. The ratings shown are based on tests and procedures performed in accordance with AMCA Publication 211 and comply with the requirements of the AMCA Certified Ratings Program. Performance certified is for Installation Type D: Ducted Inlet, Ducted Outlet. Performance ratings do not include the effects of appurtenances (accessories).



Zone		In-duct Sound Power Level (SWL) re 1pW									SPL dBA @ 3m*
		63Hz	125Hz	250Hz	500Hz	1kHz	2kHz	4kHz	8kHz	Total	
1	Inlet	69	69	66	65	63	63	61	52	75	49
	Outlet	72	68	65	65	63	62	60	53	75	48
2	Inlet	75	73	71	68	65	64	62	56	79	51
	Outlet	79	72	70	68	64	63	62	58	81	50
3	Inlet	79	73	69	68	66	66	64	58	81	52
	Outlet	83	72	67	68	66	65	64	60	84	52
4	Inlet	71	69	66	66	64	64	61	51	75	50
	Outlet	75	68	66	65	63	63	60	52	77	49
5	Inlet	74	70	66	65	64	63	61	55	77	49
	Outlet	76	69	65	66	63	62	61	56	78	49
6	Inlet	79	73	68	68	66	65	64	58	81	52
	Outlet	82	72	67	68	66	65	64	61	83	52
7	Inlet	70	67	63	64	64	67	61	50	75	50
	Outlet	75	65	62	64	64	66	60	50	77	50
8	Inlet	74	71	66	66	64	64	61	53	77	50
	Outlet	76	69	65	67	64	63	60	55	78	49
9	Inlet	78	73	68	68	66	66	64	58	80	52
	Outlet	82	71	67	68	66	65	64	60	83	52

*Sound Pressure Level (SPL) is average spherical free-field re 20μPa, for comparative use only.
Power rating (watts, kW or BHP) does not include transmission losses.
The AMCA certified ratings seal applies to air performance only.



630-251-6

960 r/min



Nominal Diameter

630mm



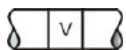
Hub Type

251



Number of Blades

6



BS ISO 5801:2017

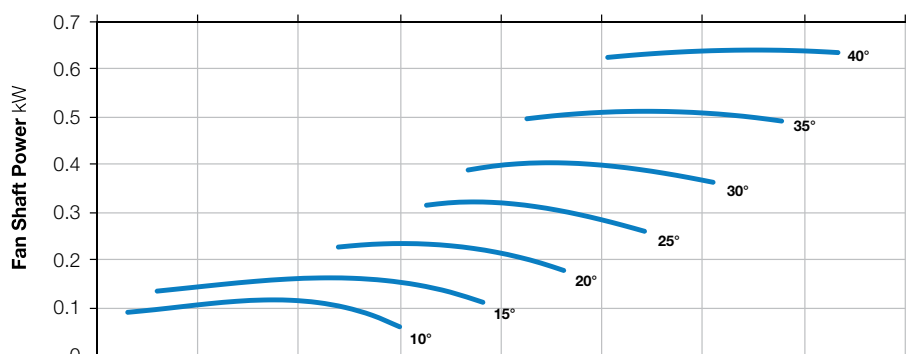
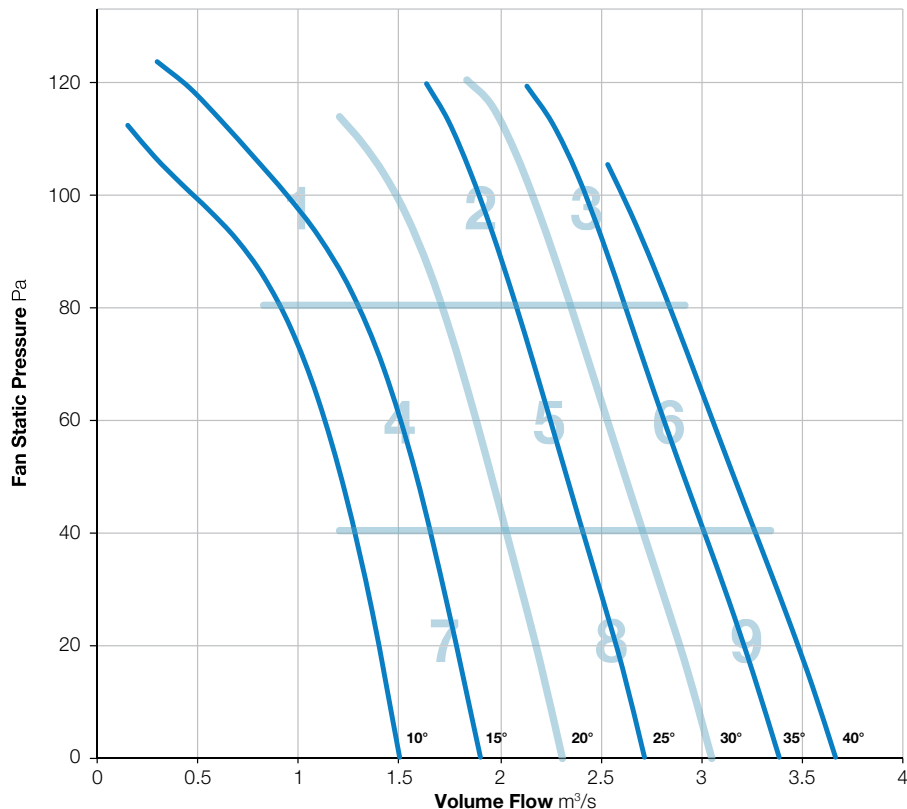
BS EN ISO 5136:2009

Type D installation

Form B



Elta Fans Limited certifies that the Axial Fans shown herein are licensed to bear the AMCA Seal. The ratings shown are based on tests and procedures performed in accordance with AMCA Publication 211 and comply with the requirements of the AMCA Certified Ratings Program. Performance certified is for Installation Type D: Ducted Inlet, Ducted Outlet. Performance ratings do not include the effects of appurtenances (accessories).



Zone		In-duct Sound Power Level (SWL) re 1pW									SPL dBA @ 3m*
		63Hz	125Hz	250Hz	500Hz	1kHz	2kHz	4kHz	8kHz	Total	
1	Inlet	71	72	77	79	71	68	63	54	83	58
	Outlet	72	72	76	77	71	68	63	55	82	57
2	Inlet	74	74	70	68	67	66	63	56	79	52
	Outlet	76	73	68	68	67	66	63	58	79	52
3	Inlet	77	75	71	69	68	67	65	60	81	53
	Outlet	79	73	69	69	68	67	66	62	81	53
4	Inlet	67	70	67	66	67	69	64	53	76	53
	Outlet	68	68	66	65	67	68	63	54	75	52
5	Inlet	73	75	69	69	67	67	64	55	79	53
	Outlet	74	73	68	68	66	67	63	57	78	52
6	Inlet	78	76	71	69	68	67	64	59	81	53
	Outlet	78	74	70	70	67	67	65	61	81	53
7	Inlet	66	71	67	66	66	71	63	51	76	54
	Outlet	66	69	66	66	66	70	62	52	76	53
8	Inlet	72	76	70	69	68	69	65	54	80	54
	Outlet	73	74	69	68	67	68	64	56	79	53
9	Inlet	77	78	72	70	68	68	65	58	82	54
	Outlet	78	76	70	70	68	67	64	59	81	53

*Sound Pressure Level (SPL) is average spherical free-field re 20μPa, for comparative use only.
Power rating (watts, kW or BHP) does not include transmission losses.
The AMCA certified ratings seal applies to air performance only.



630-251-9

960 r/min



Nominal Diameter

630mm



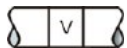
Hub Type

251



Number of Blades

9



BS ISO 5801:2017

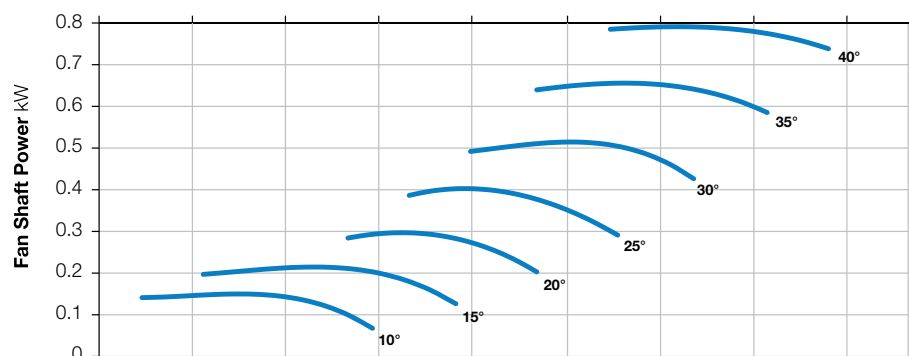
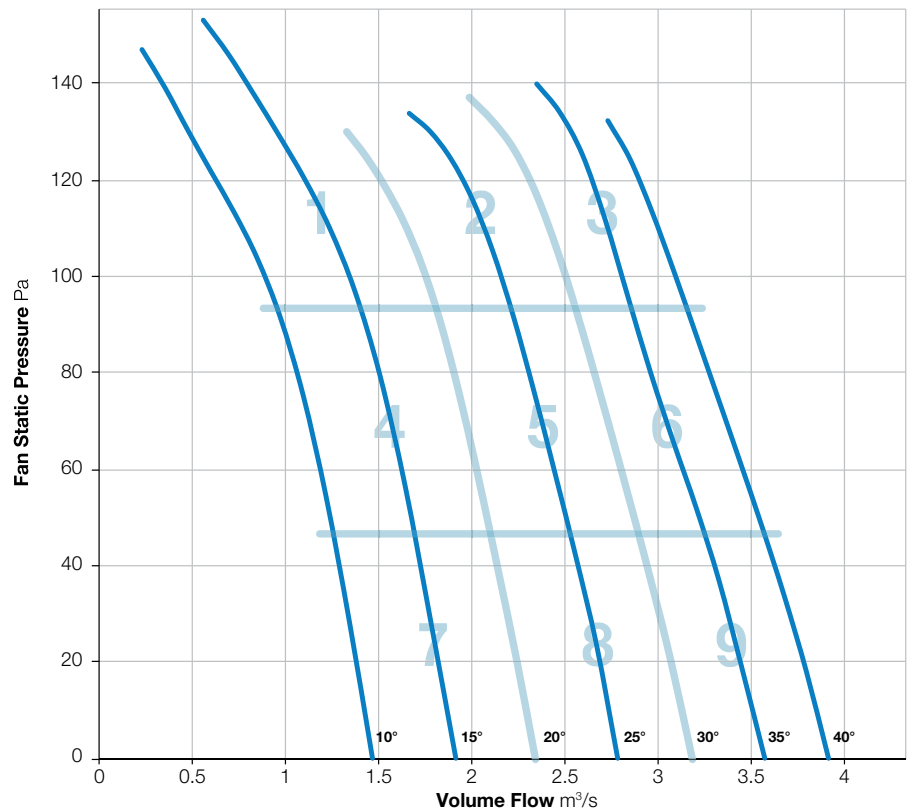
BS EN ISO 5136:2009

Type D installation

Form B



Elta Fans Limited certifies that the Axial Fans shown herein are licensed to bear the AMCA Seal. The ratings shown are based on tests and procedures performed in accordance with AMCA Publication 211 and comply with the requirements of the AMCA Certified Ratings Program. Performance certified is for Installation Type D: Ducted Inlet, Ducted Outlet. Performance ratings do not include the effects of appurtenances (accessories).



Zone		In-duct Sound Power Level (SWL) re 1pW									SPL dBA @ 3m*
		63Hz	125Hz	250Hz	500Hz	1kHz	2kHz	4kHz	8kHz	Total	
1	Inlet	71	71	74	77	73	70	64	54	81	58
	Outlet	74	71	74	76	72	70	64	55	81	57
2	Inlet	75	72	70	69	67	68	65	56	79	53
	Outlet	78	71	69	70	67	68	64	58	80	53
3	Inlet	78	74	73	71	69	69	66	59	82	55
	Outlet	80	73	72	73	68	69	67	61	82	55
4	Inlet	68	68	69	73	68	72	64	53	78	56
	Outlet	71	67	68	72	68	70	63	53	78	54
5	Inlet	72	72	70	69	68	70	65	55	78	54
	Outlet	75	71	69	70	68	69	64	56	79	54
6	Inlet	78	74	73	72	69	69	66	58	82	55
	Outlet	80	75	72	73	68	69	66	60	83	55
7	Inlet	69	68	69	74	68	72	64	53	79	56
	Outlet	72	67	68	74	67	70	62	52	78	55
8	Inlet	73	72	71	70	69	72	66	55	79	56
	Outlet	76	71	70	71	69	71	64	55	80	55
9	Inlet	78	76	74	72	70	72	67	58	82	56
	Outlet	81	76	72	73	70	71	66	59	84	56

*Sound Pressure Level (SPL) is average spherical free-field re 20μPa, for comparative use only.
Power rating (watts, kW or BHP) does not include transmission losses.
The AMCA certified ratings seal applies to air performance only.



630-251-12

960 r/min



Nominal Diameter

630mm



Hub Type

251



Number of Blades

12

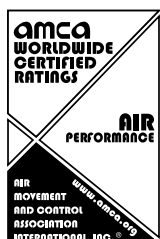


BS ISO 5801:2017

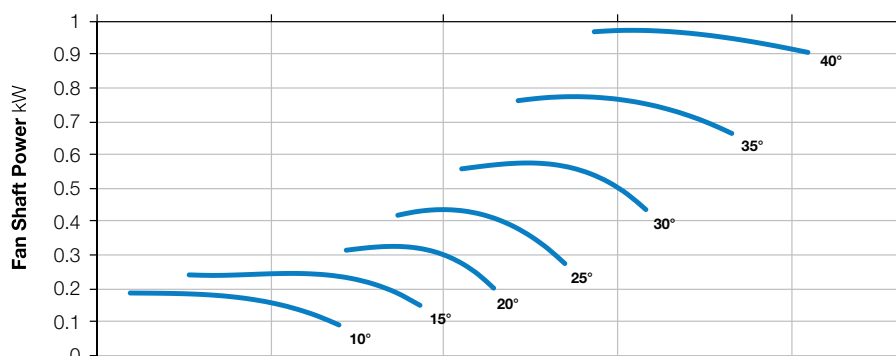
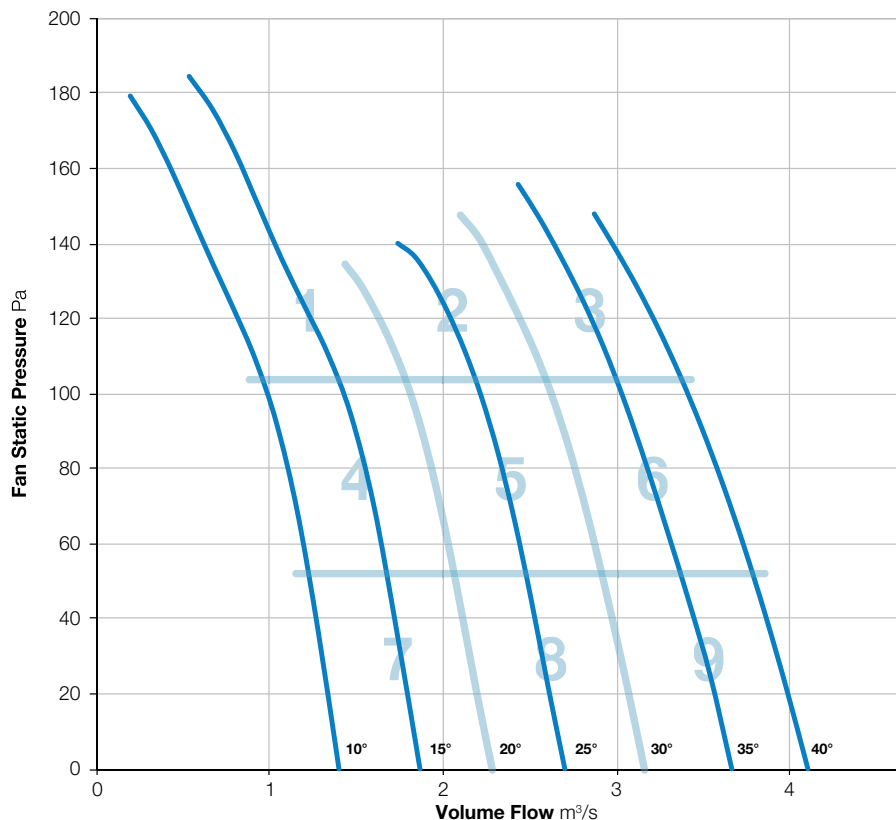
BS EN ISO 5136:2009

Type D installation

Form B



Elta Fans Limited certifies that the Axial Fans shown herein are licensed to bear the AMCA Seal. The ratings shown are based on tests and procedures performed in accordance with AMCA Publication 211 and comply with the requirements of the AMCA Certified Ratings Program. Performance certified is for Installation Type D: Ducted Inlet, Ducted Outlet. Performance ratings do not include the effects of appurtenances (accessories).



Zone		In-duct Sound Power Level (SWL) re 1pW									SPL dBA @ 3m*
		63Hz	125Hz	250Hz	500Hz	1kHz	2kHz	4kHz	8kHz	Total	
1	Inlet	71	68	72	79	75	72	65	54	82	59
	Outlet	73	68	71	81	75	72	65	55	83	60
2	Inlet	74	67	70	69	67	68	65	56	78	53
	Outlet	77	68	69	69	67	68	65	58	79	53
3	Inlet	76	71	73	71	68	69	66	59	80	54
	Outlet	80	72	72	72	68	69	67	61	82	55
4	Inlet	66	66	70	71	69	73	65	54	78	56
	Outlet	69	66	69	70	68	72	64	54	77	55
5	Inlet	72	68	71	69	68	70	65	55	78	54
	Outlet	75	68	70	69	68	69	65	57	79	54
6	Inlet	76	72	74	71	69	70	66	58	81	55
	Outlet	79	74	73	72	69	70	66	60	82	55
7	Inlet	65	67	71	72	68	72	64	54	78	55
	Outlet	66	67	71	71	68	71	63	53	77	55
8	Inlet	71	70	73	71	70	73	66	55	80	56
	Outlet	74	70	72	70	69	72	65	56	79	55
9	Inlet	76	73	75	73	71	73	68	58	82	57
	Outlet	79	75	73	73	71	73	67	59	83	57

*Sound Pressure Level (SPL) is average spherical free-field re 20μPa, for comparative use only.
Power rating (watts, kW or BHP) does not include transmission losses.
The AMCA certified ratings seal applies to air performance only.



630-252-3

960 r/min



Nominal Diameter

630mm



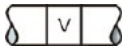
Hub Type

252



Number of Blades

3



BS ISO 5801:2017

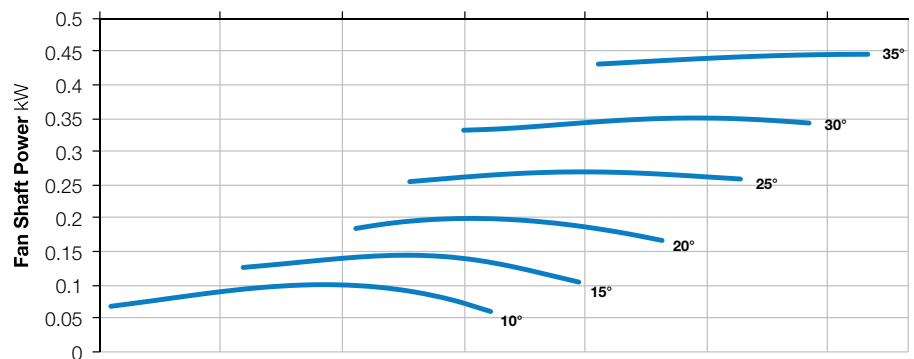
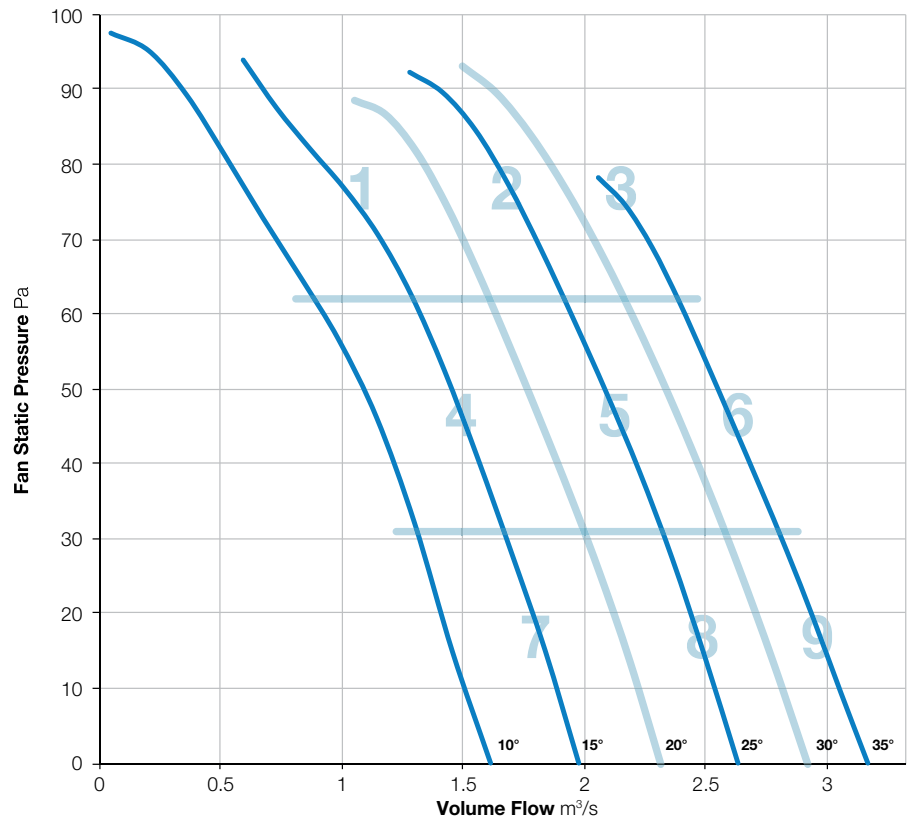
BS EN ISO 5136:2009

Type D installation

Form B



Elta Fans Limited certifies that the Axial Fans shown herein are licensed to bear the AMCA Seal. The ratings shown are based on tests and procedures performed in accordance with AMCA Publication 211 and comply with the requirements of the AMCA Certified Ratings Program. Performance certified is for Installation Type D: Ducted Inlet, Ducted Outlet. Performance ratings do not include the effects of appurtenances (accessories).



Zone		In-duct Sound Power Level (SWL) re 1pW									SPL dBA @ 3m*
		63Hz	125Hz	250Hz	500Hz	1kHz	2kHz	4kHz	8kHz	Total	
1	Inlet	For sound data please contact Elta Fans.									
	Outlet										
2	Inlet										
	Outlet										
3	Inlet										
	Outlet										
4	Inlet										
	Outlet										
5	Inlet										
	Outlet										
6	Inlet										
	Outlet										
7	Inlet										
	Outlet										
8	Inlet										
	Outlet										
9	Inlet										
	Outlet										

*Sound Pressure Level (SPL) is average spherical free-field re 20μPa, for comparative use only.
Power rating (watts, kW or BHP) does not include transmission losses.
The AMCA certified ratings seal applies to air performance only.



630-252-6

960 r/min



Nominal Diameter

630mm



Hub Type

252



Number of Blades

6



BS ISO 5801:2017

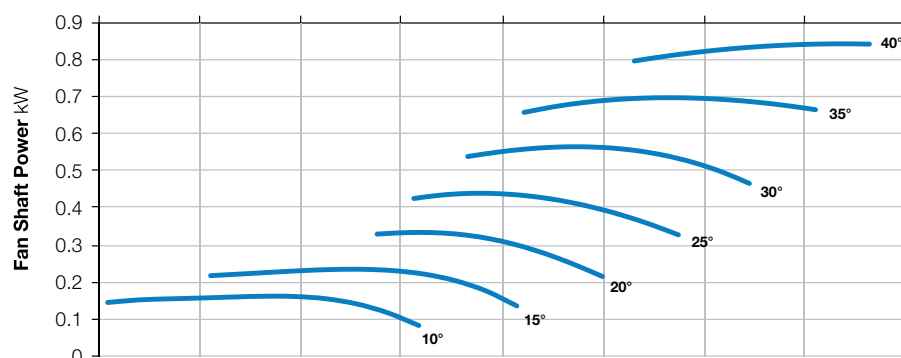
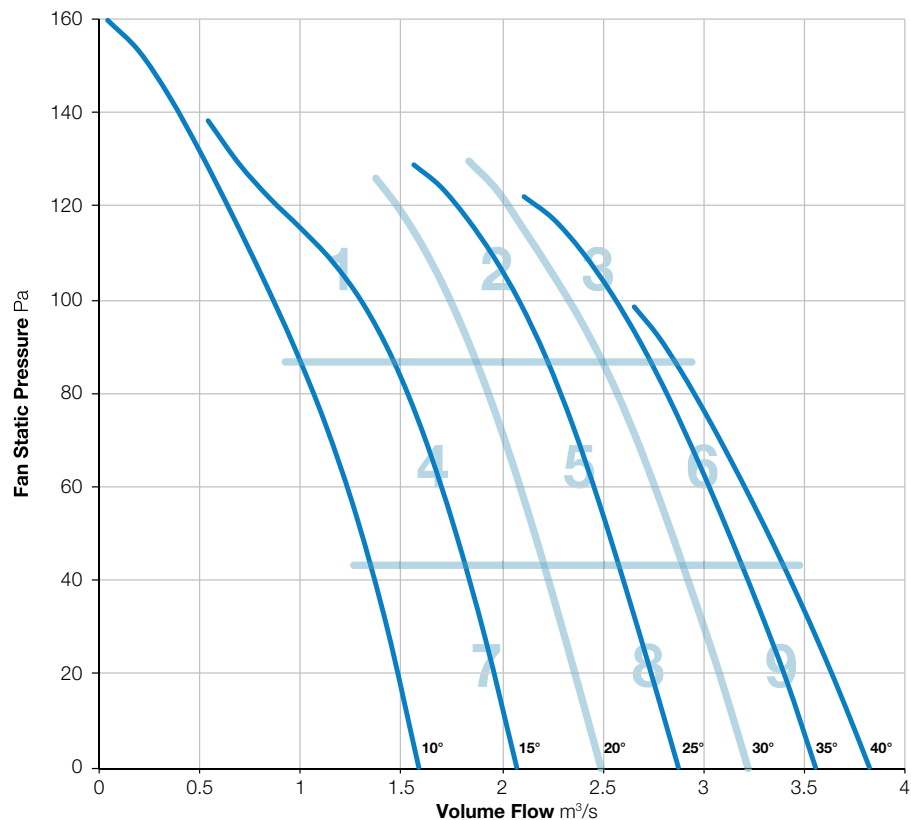
BS EN ISO 5136:2009

Type D installation

Form B



Elta Fans Limited certifies that the Axial Fans shown herein are licensed to bear the AMCA Seal. The ratings shown are based on tests and procedures performed in accordance with AMCA Publication 211 and comply with the requirements of the AMCA Certified Ratings Program. Performance certified is for Installation Type D: Ducted Inlet, Ducted Outlet. Performance ratings do not include the effects of appurtenances (accessories).



Zone		In-duct Sound Power Level (SWL) re 1pW								SPL dBA @ 3m*
		63Hz	125Hz	250Hz	500Hz	1kHz	2kHz	4kHz	8kHz	Total
1	Inlet	For sound data please contact Elta Fans.								
	Outlet									
2	Inlet									
	Outlet									
3	Inlet									
	Outlet									
4	Inlet									
	Outlet									
5	Inlet									
	Outlet									
6	Inlet									
	Outlet									
7	Inlet									
	Outlet									
8	Inlet									
	Outlet									
9	Inlet									
	Outlet									

*Sound Pressure Level (SPL) is average spherical free-field re 20μPa, for comparative use only.
Power rating (watts, kW or BHP) does not include transmission losses.
The AMCA certified ratings seal applies to air performance only.



630-252-9

960 r/min



Nominal Diameter

630mm



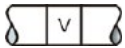
Hub Type

252



Number of Blades

9



BS ISO 5801:2017

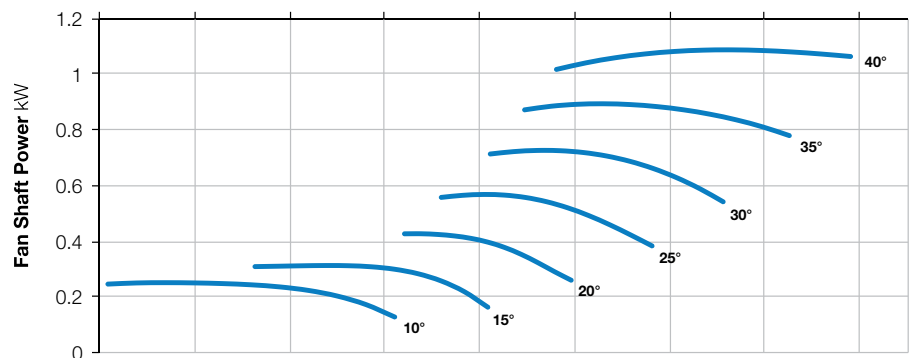
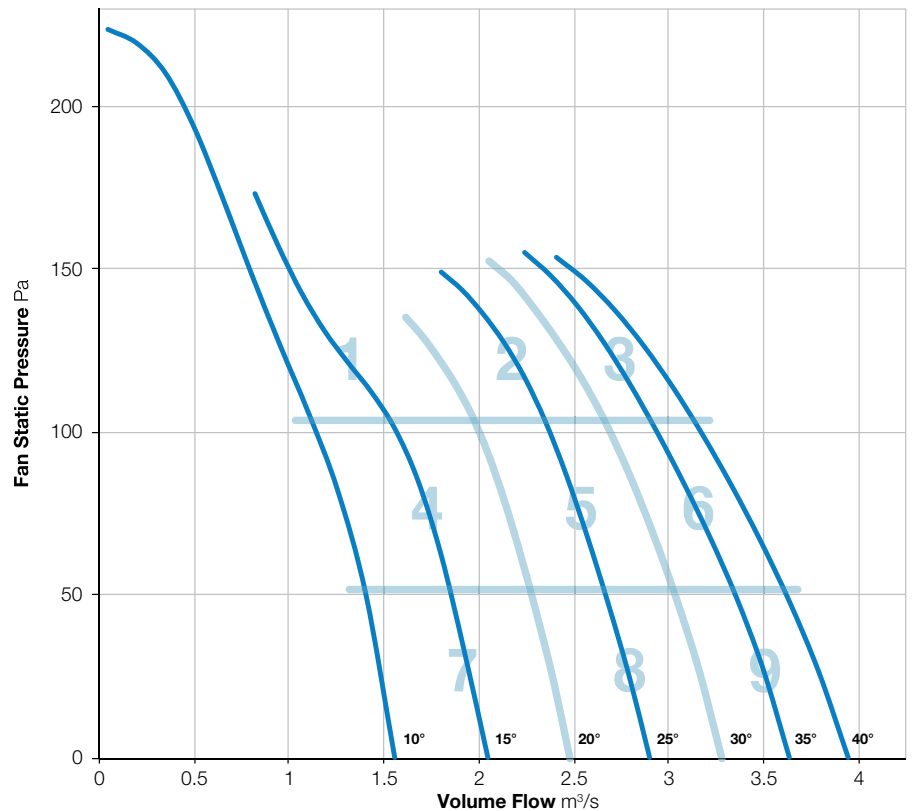
BS EN ISO 5136:2009

Type D installation

Form B



Elta Fans Limited certifies that the Axial Fans shown herein are licensed to bear the AMCA Seal. The ratings shown are based on tests and procedures performed in accordance with AMCA Publication 211 and comply with the requirements of the AMCA Certified Ratings Program. Performance certified is for Installation Type D: Ducted Inlet, Ducted Outlet. Performance ratings do not include the effects of appurtenances (accessories).



Zone		In-duct Sound Power Level (SWL) re 1pW									SPL dBA @ 3m*
		63Hz	125Hz	250Hz	500Hz	1kHz	2kHz	4kHz	8kHz	Total	
1	Inlet	For sound data please contact Elta Fans.									
	Outlet										
2	Inlet										
	Outlet										
3	Inlet										
	Outlet										
4	Inlet										
	Outlet										
5	Inlet										
	Outlet										
6	Inlet										
	Outlet										
7	Inlet										
	Outlet										
8	Inlet										
	Outlet										
9	Inlet										
	Outlet										

*Sound Pressure Level (SPL) is average spherical free-field re 20μPa, for comparative use only.
Power rating (watts, kW or BHP) does not include transmission losses.
The AMCA certified ratings seal applies to air performance only.



630-131-3

1440 r/min



Nominal Diameter

630mm




Hub Type

131



Number of Blades

3

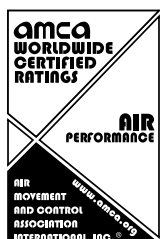


BS ISO 5801:2017

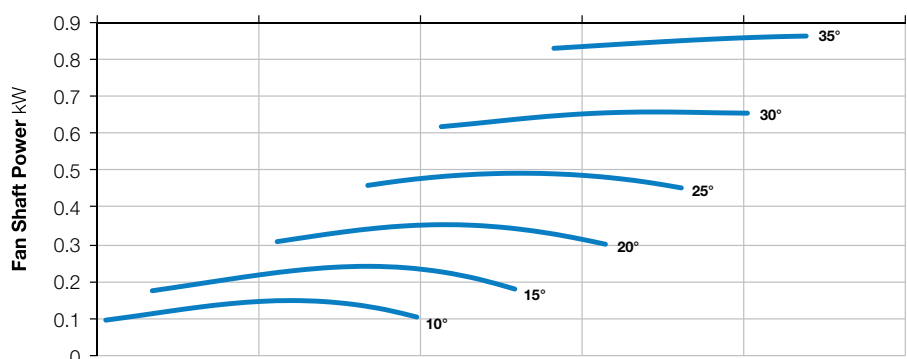
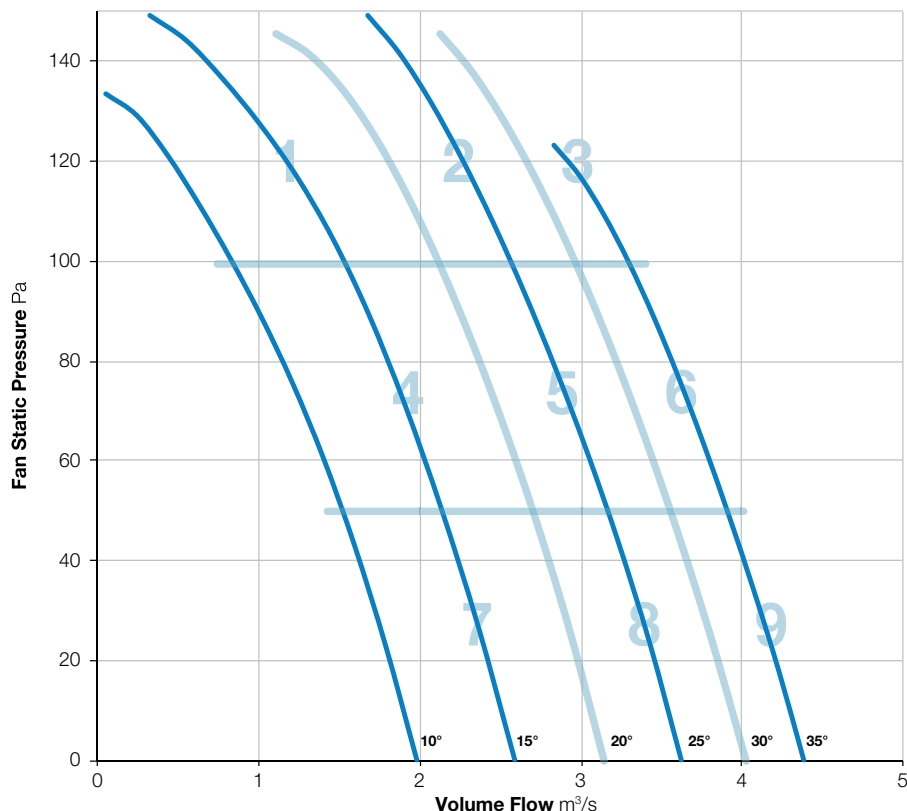
BS EN ISO 5136:2009

Type D installation

Form B



Elta Fans Limited certifies that the Axial Fans shown herein are licensed to bear the AMCA Seal. The ratings shown are based on tests and procedures performed in accordance with AMCA Publication 211 and comply with the requirements of the AMCA Certified Ratings Program. Performance certified is for Installation Type D: Ducted Inlet, Ducted Outlet. Performance ratings do not include the effects of appurtenances (accessories).



Zone		In-duct Sound Power Level (SWL) re 1pW									SPL dBA @ 3m*
		63Hz	125Hz	250Hz	500Hz	1kHz	2kHz	4kHz	8kHz	Total	
1	Inlet	75	73	85	88	79	76	72	67	91	67
	Outlet	75	73	84	86	79	76	72	68	89	65
2	Inlet	80	74	73	75	75	76	73	70	84	61
	Outlet	80	74	72	74	74	75	74	72	84	60
3	Inlet	86	79	76	77	77	79	76	72	89	63
	Outlet	86	78	75	77	78	79	77	75	89	64
4	Inlet	77	70	71	74	73	74	71	66	82	59
	Outlet	76	70	70	73	73	73	71	67	81	58
5	Inlet	82	76	74	75	73	74	71	68	85	59
	Outlet	81	75	73	74	73	73	72	71	84	59
6	Inlet	86	80	78	78	77	78	75	71	89	63
	Outlet	86	80	76	78	77	78	76	75	89	63
7	Inlet	80	73	72	72	71	72	73	66	83	58
	Outlet	80	73	71	71	70	70	71	66	83	56
8	Inlet	84	78	76	76	73	73	71	67	87	59
	Outlet	84	78	75	75	72	72	70	69	86	58
9	Inlet	88	81	77	78	77	78	75	71	90	63
	Outlet	87	80	76	78	77	78	76	74	89	63

*Sound Pressure Level (SPL) is average spherical free-field re 20μPa, for comparative use only.
Power rating (watts, kW or BHP) does not include transmission losses.
The AMCA certified ratings seal applies to air performance only.



630-131-6

1440 r/min



Nominal Diameter

630mm



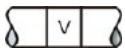
Hub Type

131



Number of Blades

6



BS ISO 5801:2017

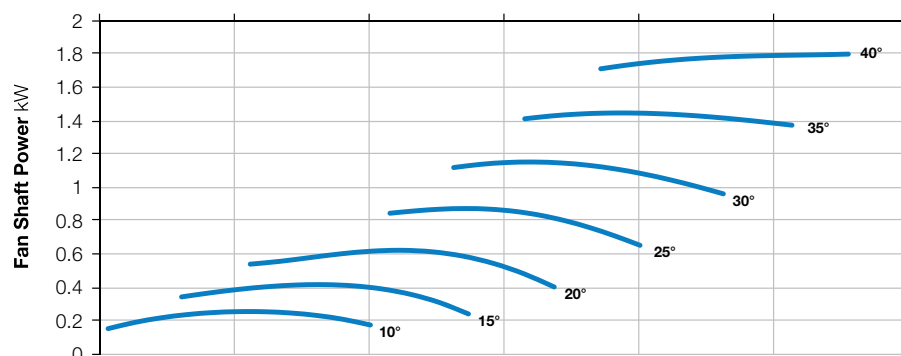
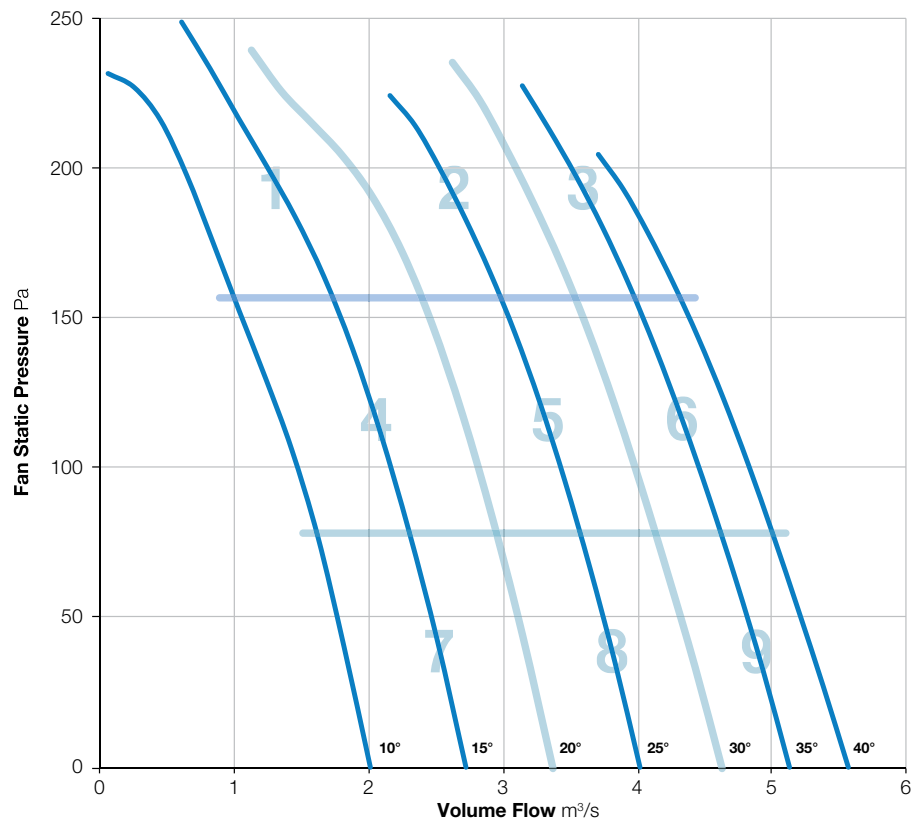
BS ISO 13347-2:2004

Type D installation

Form B



Elta Fans Limited certifies that the Axial Fans shown herein are licensed to bear the AMCA Seal. The ratings shown are based on tests and procedures performed in accordance with AMCA Publications 211 & 311 and comply with the requirements of the AMCA Certified Ratings Program. Performance certified is for Installation Type D: Ducted Inlet, Ducted Outlet. Performance ratings do not include the effects of appurtenances (accessories).



Zone		In-duct Sound Power Level (SWL) re 1pW									SPL dBA @ 3m*
		63Hz	125Hz	250Hz	500Hz	1kHz	2kHz	4kHz	8kHz	Total	
1	Inlet	76	87	89	87	82	78	74	70	93	68
	Outlet	83	89	88	85	81	78	74	72	93	67
2	Inlet	72	82	74	79	78	77	74	72	86	63
	Outlet	78	84	77	80	79	77	75	74	88	64
3	Inlet	78	83	76	80	79	78	74	73	88	64
	Outlet	83	88	79	80	79	79	76	76	91	65
4	Inlet	69	77	75	79	80	78	75	70	86	64
	Outlet	75	83	77	79	80	78	75	71	88	64
5	Inlet	73	83	75	78	76	76	72	71	86	62
	Outlet	80	86	78	78	76	75	72	73	89	62
6	Inlet	80	84	78	81	79	78	74	72	89	64
	Outlet	85	89	80	81	80	78	75	75	92	65
7	Inlet	71	79	74	75	75	74	75	70	84	61
	Outlet	77	84	77	76	75	74	74	71	87	61
8	Inlet	76	85	76	78	76	75	73	71	88	61
	Outlet	83	89	80	80	77	75	73	71	91	63
9	Inlet	81	85	79	81	79	78	74	72	89	64
	Outlet	85	89	82	82	80	78	74	74	92	65

*Sound Pressure Level (SPL) is average spherical free-field re 20μPa, for comparative use only. dBA levels are not licensed by AMCA International.

Power rating (watts, kW or BHP) does not include transmission losses.

The sound power level ratings shown are in decibels, referred to 10⁻¹² watts, calculated per AMCA Standard 301. Values shown are for inlet L_{wa} and outlet L_{wo} sound power levels for Installation Type D: ducted inlet, ducted outlet. Ratings include the effect of duct end correction.



630-181-3

1440 r/min



Nominal Diameter

630mm



Hub Type

181



Number of Blades

3

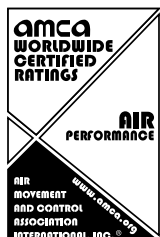


BS ISO 5801:2017

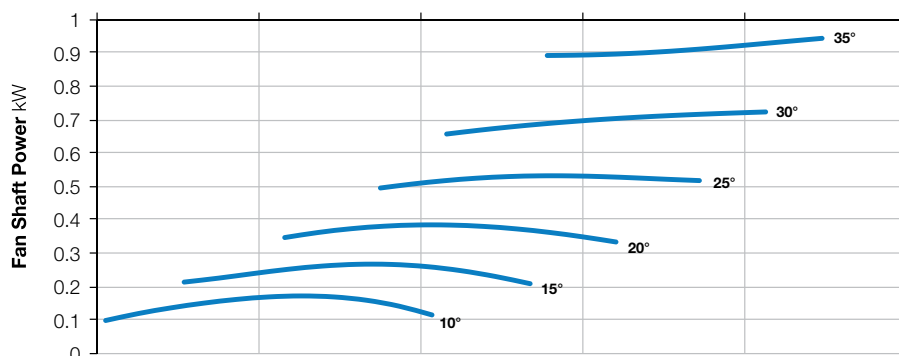
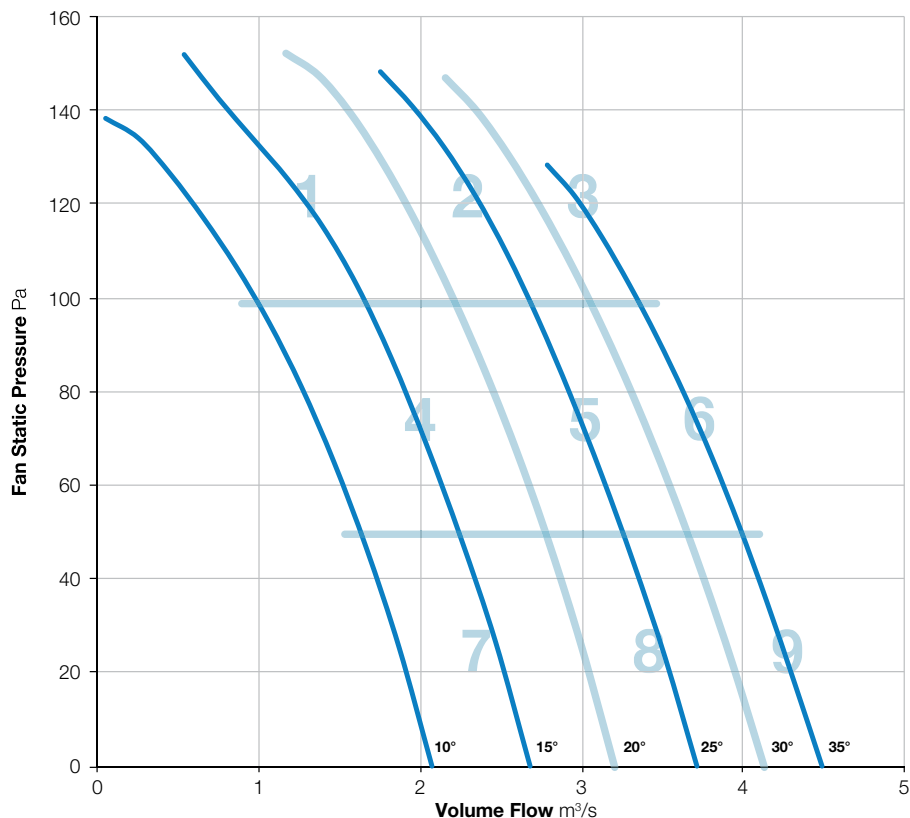
BS EN ISO 5136:2009

Type D installation

Form B



Elta Fans Limited certifies that the Axial Fans shown herein are licensed to bear the AMCA Seal. The ratings shown are based on tests and procedures performed in accordance with AMCA Publication 211 and comply with the requirements of the AMCA Certified Ratings Program. Performance certified is for Installation Type D: Ducted Inlet, Ducted Outlet. Performance ratings do not include the effects of appurtenances (accessories).



Zone		In-duct Sound Power Level (SWL) re 1pW									SPL dBA @ 3m*
		63Hz	125Hz	250Hz	500Hz	1kHz	2kHz	4kHz	8kHz	Total	
1	Inlet	77	77	86	88	79	76	72	67	91	67
	Outlet	77	77	85	86	79	76	73	69	90	66
2	Inlet	80	77	75	75	74	75	72	68	85	60
	Outlet	80	77	74	75	74	74	73	72	85	60
3	Inlet	86	79	77	77	76	77	74	71	88	62
	Outlet	86	79	75	77	77	78	76	75	89	63
4	Inlet	79	72	72	72	72	72	70	65	82	57
	Outlet	79	73	71	72	71	71	70	67	82	57
5	Inlet	83	76	74	75	72	73	70	67	85	58
	Outlet	82	75	73	74	72	72	71	70	85	58
6	Inlet	86	80	77	77	77	77	75	71	89	62
	Outlet	86	80	75	77	77	77	76	75	89	63
7	Inlet	83	74	72	72	70	71	71	65	85	57
	Outlet	82	74	71	71	70	70	70	66	84	56
8	Inlet	83	78	76	76	72	72	70	66	86	58
	Outlet	83	77	74	75	72	72	70	69	86	58
9	Inlet	88	81	78	79	77	77	74	71	90	63
	Outlet	87	81	76	77	77	77	75	74	89	63

*Sound Pressure Level (SPL) is average spherical free-field re 20μPa, for comparative use only.
Power rating (watts, kW or BHP) does not include transmission losses.
The AMCA certified ratings seal applies to air performance only.



630-181-6

1440 r/min



Nominal Diameter

630mm



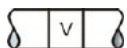
Hub Type

181



Number of Blades

6



BS ISO 5801:2017

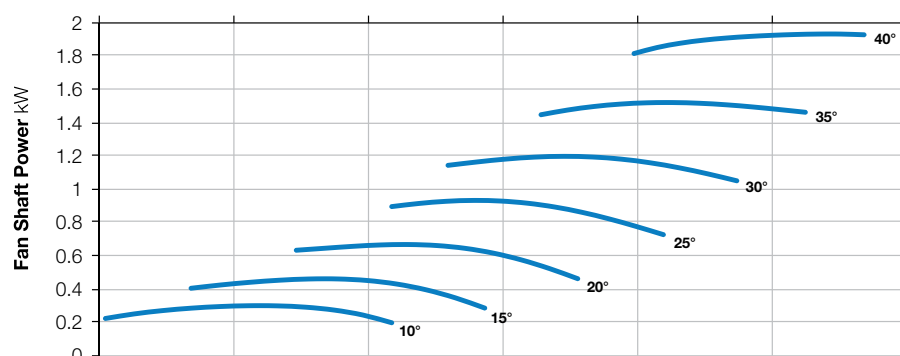
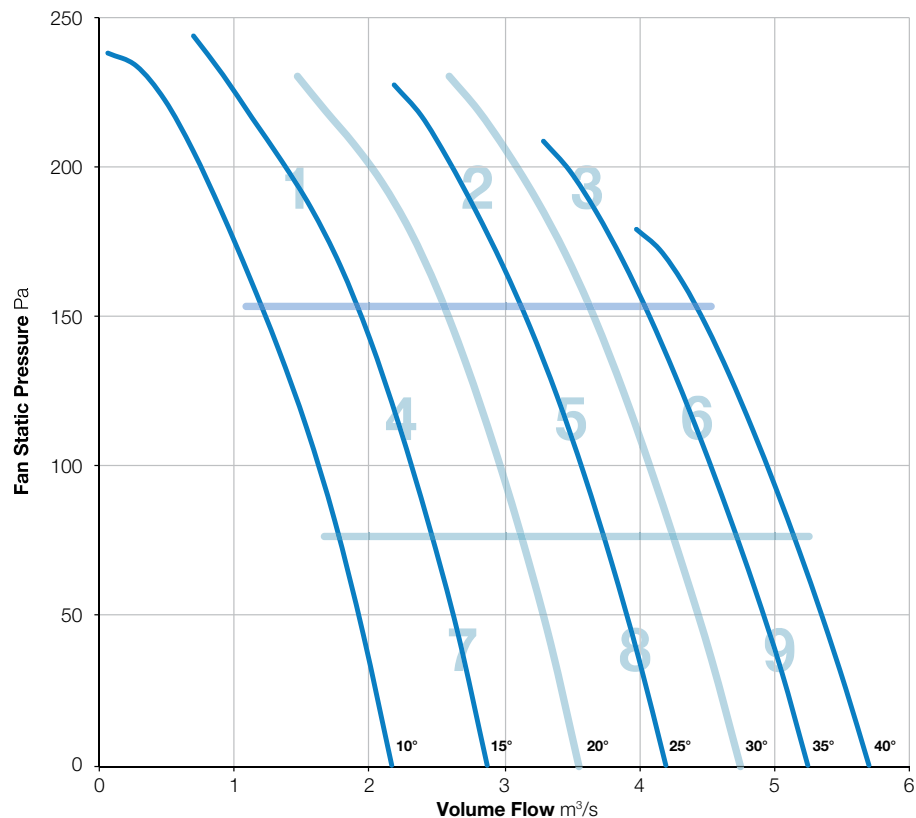
BS EN ISO 5136:2009

Type D installation

Form B



Elta Fans Limited certifies that the Axial Fans shown herein are licensed to bear the AMCA Seal. The ratings shown are based on tests and procedures performed in accordance with AMCA Publication 211 and comply with the requirements of the AMCA Certified Ratings Program. Performance certified is for Installation Type D: Ducted Inlet, Ducted Outlet. Performance ratings do not include the effects of appurtenances (accessories).



Zone		In-duct Sound Power Level (SWL) re 1pW									SPL dBA @ 3m*
		63Hz	125Hz	250Hz	500Hz	1kHz	2kHz	4kHz	8kHz	Total	
1	Inlet	82	87	88	87	80	78	75	68	93	67
	Outlet	82	87	87	86	81	78	75	70	93	67
2	Inlet	82	77	78	80	78	78	75	70	87	63
	Outlet	82	77	77	80	78	78	76	73	87	64
3	Inlet	96	97	91	89	84	81	77	72	101	70
	Outlet	96	97	90	88	84	82	78	74	100	70
4	Inlet	78	72	74	78	78	79	77	69	86	64
	Outlet	78	72	73	76	77	79	77	70	85	63
5	Inlet	82	77	79	78	76	76	74	69	87	62
	Outlet	83	78	78	78	76	76	73	71	87	62
6	Inlet	87	80	81	82	80	79	76	73	91	65
	Outlet	87	81	80	82	80	79	78	76	91	66
7	Inlet	79	74	77	76	75	76	77	68	85	62
	Outlet	79	74	76	76	75	75	76	68	85	61
8	Inlet	83	79	79	78	76	76	75	68	87	62
	Outlet	84	79	78	78	75	75	74	70	87	61
9	Inlet	86	83	82	82	79	78	75	71	90	64
	Outlet	87	83	81	81	79	78	76	74	91	64

*Sound Pressure Level (SPL) is average spherical free-field re 20μPa, for comparative use only.
Power rating (watts, kW or BHP) does not include transmission losses.
The AMCA certified ratings seal applies to air performance only.



630-181-9

1440 r/min



Nominal Diameter

630mm



Hub Type

181



Number of Blades

9

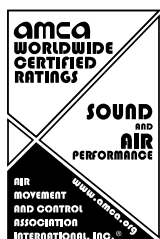


BS ISO 5801:2017

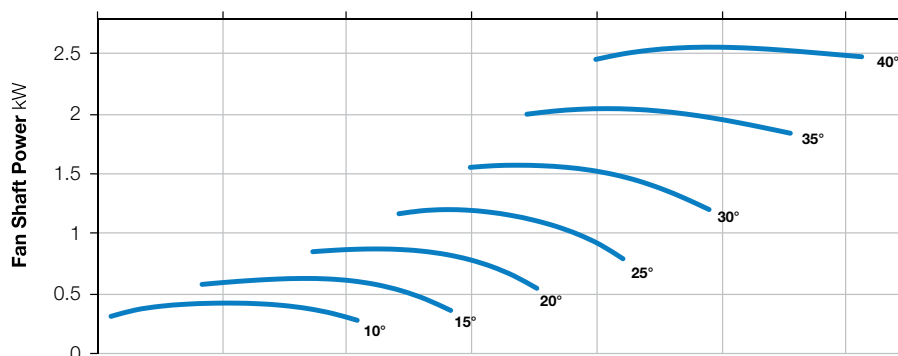
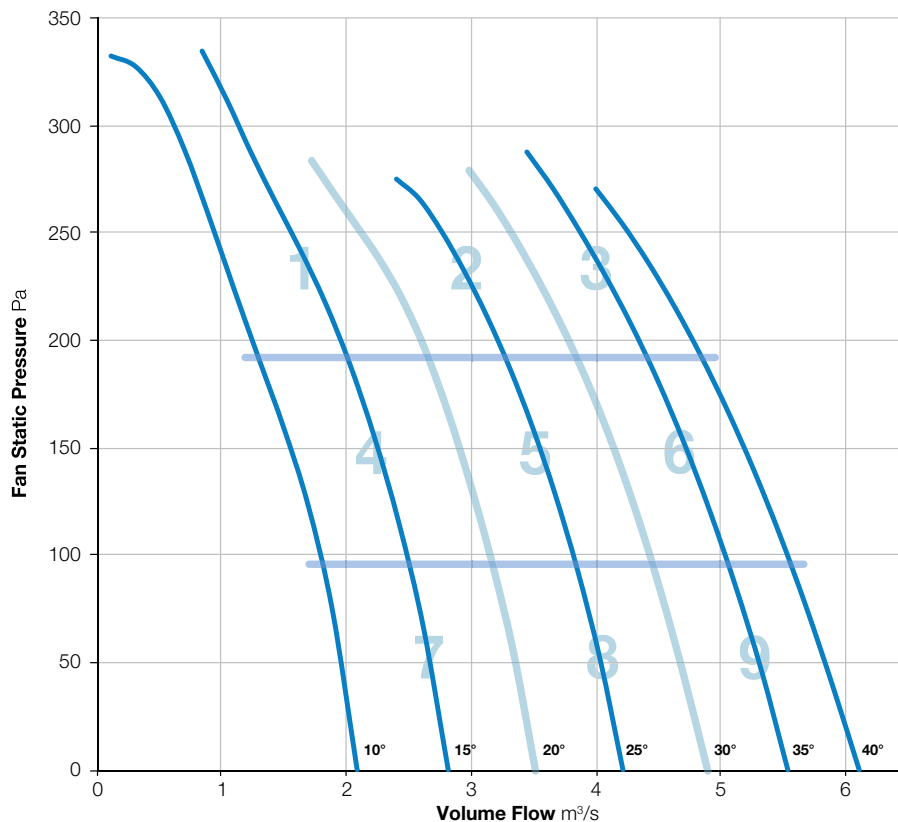
BS ISO 13347-2:2004

Type D installation

Form B



Elta Fans Limited certifies that the Axial Fans shown herein are licensed to bear the AMCA Seal. The ratings shown are based on tests and procedures performed in accordance with AMCA Publications 211 & 311 and comply with the requirements of the AMCA Certified Ratings Program. Performance certified is for Installation Type D: Ducted Inlet, Ducted Outlet. Performance ratings do not include the effects of appurtenances (accessories).



Zone		In-duct Sound Power Level (SWL) re 1pW									SPL dBA @ 3m*
		63Hz	125Hz	250Hz	500Hz	1kHz	2kHz	4kHz	8kHz	Total	
1	Inlet	80	88	88	86	83	79	75	71	93	68
	Outlet	86	89	88	85	82	79	76	72	94	67
2	Inlet	77	75	81	83	79	78	75	72	88	65
	Outlet	83	77	82	82	79	78	75	74	89	65
3	Inlet	81	79	83	82	80	79	76	74	89	65
	Outlet	85	79	83	82	81	80	77	77	90	66
4	Inlet	70	73	80	84	83	81	77	72	89	67
	Outlet	77	73	79	83	84	83	78	72	89	68
5	Inlet	79	76	82	80	77	77	74	71	87	63
	Outlet	84	77	85	81	78	77	74	72	90	64
6	Inlet	83	80	85	82	80	79	75	73	90	65
	Outlet	87	82	85	84	81	79	76	76	92	66
7	Inlet	74	73	81	79	78	77	78	72	86	64
	Outlet	82	73	80	78	77	76	76	72	87	63
8	Inlet	83	78	83	80	78	77	76	72	89	64
	Outlet	86	80	86	82	79	78	75	72	91	65
9	Inlet	85	83	84	83	81	81	77	76	91	67
	Outlet	89	84	89	85	82	80	76	75	94	67

*Sound Pressure Level (SPL) is average spherical free-field re 20µPa, for comparative use only. dBA levels are not licensed by AMCA International.

Power rating (watts, kW or BHP) does not include transmission losses.

The sound power level ratings shown are in decibels, referred to 10⁻¹² watts, calculated per AMCA Standard 301. Values shown are for inlet L_{wa} and outlet L_{wo} sound power levels for Installation Type D: ducted inlet, ducted outlet. Ratings include the effect of duct end correction.



630-182-3

1440 r/min



Nominal Diameter

630mm



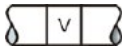
Hub Type

182



Number of Blades

3



BS ISO 5801:2017

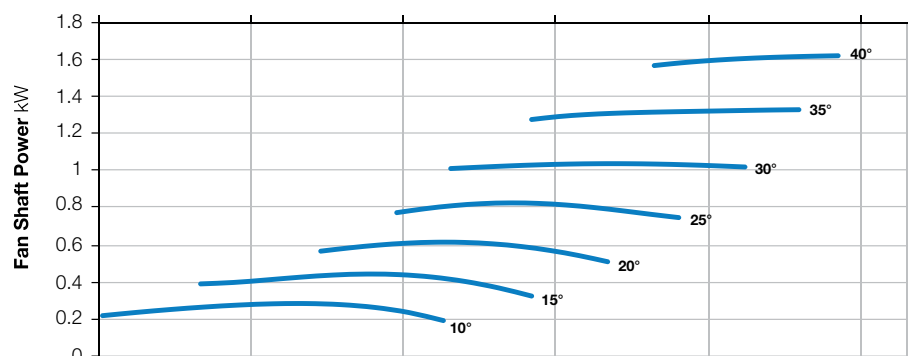
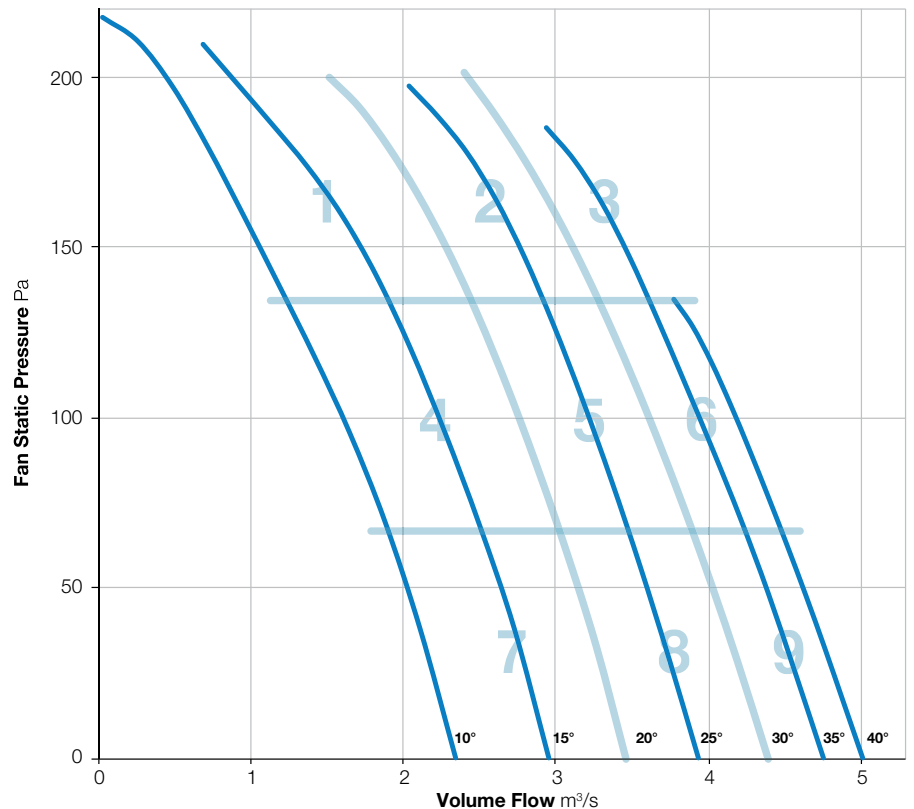
BS EN ISO 5136:2009

Type D installation

Form B



Elta Fans Limited certifies that the Axial Fans shown herein are licensed to bear the AMCA Seal. The ratings shown are based on tests and procedures performed in accordance with AMCA Publication 211 and comply with the requirements of the AMCA Certified Ratings Program. Performance certified is for Installation Type D: Ducted Inlet, Ducted Outlet. Performance ratings do not include the effects of appurtenances (accessories).



Zone		In-duct Sound Power Level (SWL) re 1pW									SPL dBA @ 3m*
		63Hz	125Hz	250Hz	500Hz	1kHz	2kHz	4kHz	8kHz	Total	
1	Inlet	For sound data please contact Elta Fans.									
	Outlet										
2	Inlet										
	Outlet										
3	Inlet										
	Outlet										
4	Inlet										
	Outlet										
5	Inlet										
	Outlet										
6	Inlet										
	Outlet										
7	Inlet										
	Outlet										
8	Inlet										
	Outlet										
9	Inlet										
	Outlet										

*Sound Pressure Level (SPL) is average spherical free-field re 20μPa, for comparative use only.
Power rating (watts, kW or BHP) does not include transmission losses.
The AMCA certified ratings seal applies to air performance only.



630-182-6

1440 r/min



Nominal Diameter

630mm



Hub Type

182



Number of Blades

6

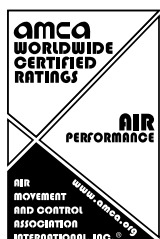


BS ISO 5801:2017

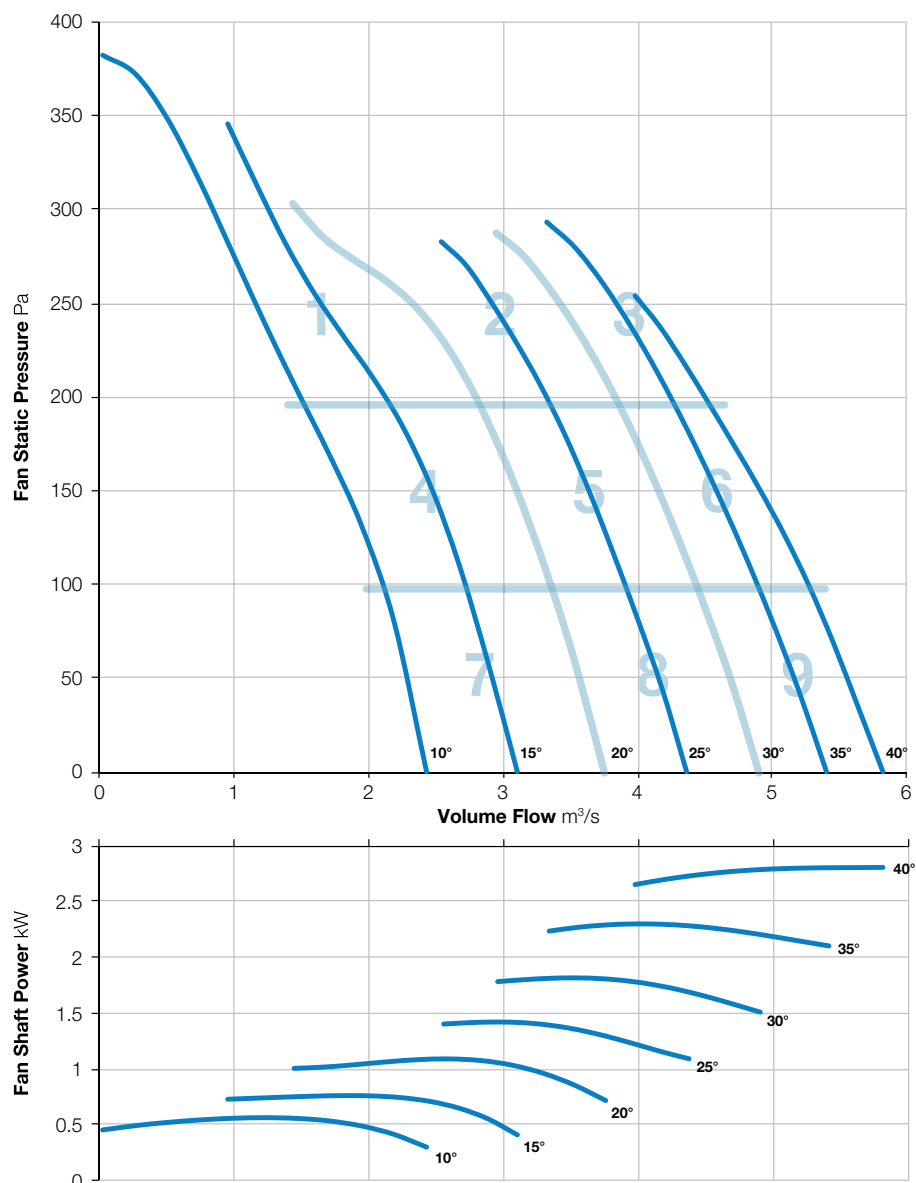
BS EN ISO 5136:2009

Type D installation

Form B



Elta Fans Limited certifies that the Axial Fans shown herein are licensed to bear the AMCA Seal. The ratings shown are based on tests and procedures performed in accordance with AMCA Publication 211 and comply with the requirements of the AMCA Certified Ratings Program. Performance certified is for Installation Type D: Ducted Inlet, Ducted Outlet. Performance ratings do not include the effects of appurtenances (accessories).



Zone		In-duct Sound Power Level (SWL) re 1pW									SPL dBA @ 3m*
		63Hz	125Hz	250Hz	500Hz	1kHz	2kHz	4kHz	8kHz	Total	
1	Inlet	For sound data please contact Elta Fans.									
	Outlet										
2	Inlet										
	Outlet										
3	Inlet										
	Outlet										
4	Inlet										
	Outlet										
5	Inlet										
	Outlet										
6	Inlet										
	Outlet										
7	Inlet										
	Outlet										
8	Inlet										
	Outlet										
9	Inlet										
	Outlet										

*Sound Pressure Level (SPL) is average spherical free-field re 20µPa, for comparative use only.
Power rating (watts, kW or BHP) does not include transmission losses.
The AMCA certified ratings seal applies to air performance only.



630-251-3

1440 r/min



Nominal Diameter

630mm



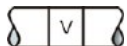
Hub Type

251



Number of Blades

3



BS ISO 5801:2017

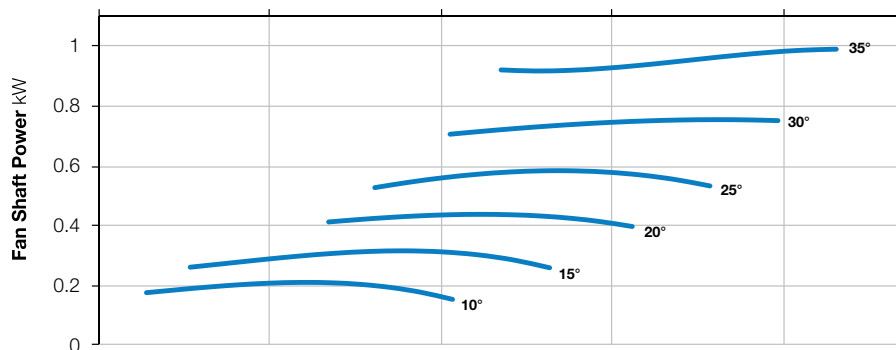
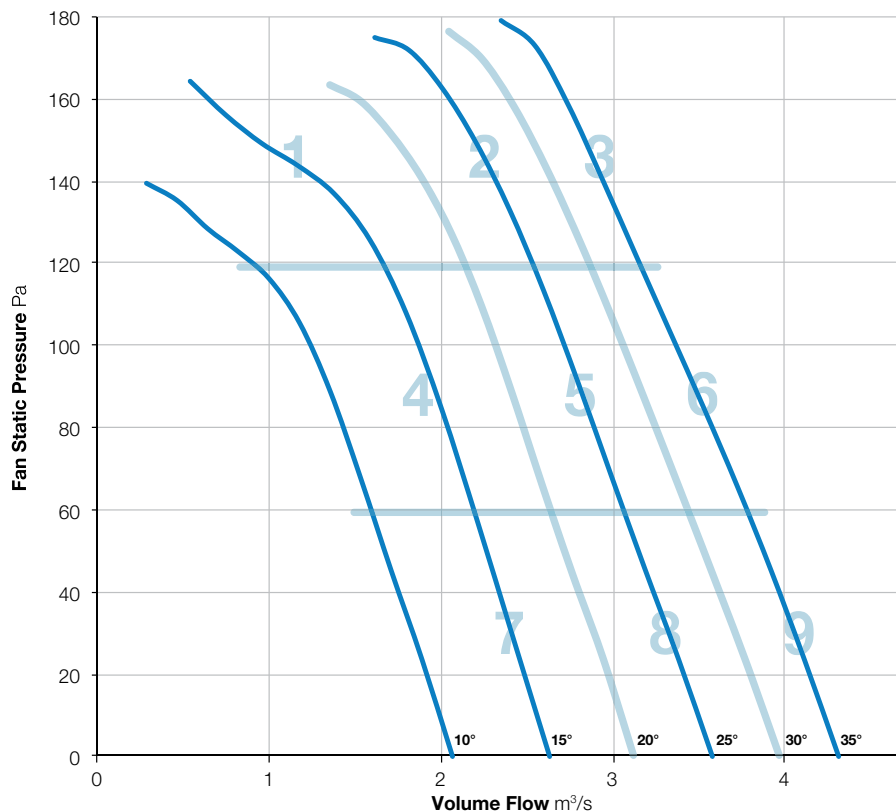
BS EN ISO 5136:2009

Type D installation

Form B



Elta Fans Limited certifies that the Axial Fans shown herein are licensed to bear the AMCA Seal. The ratings shown are based on tests and procedures performed in accordance with AMCA Publication 211 and comply with the requirements of the AMCA Certified Ratings Program. Performance certified is for Installation Type D: Ducted Inlet, Ducted Outlet. Performance ratings do not include the effects of appurtenances (accessories).



Zone		In-duct Sound Power Level (SWL) re 1pW									SPL dBA @ 3m*
		63Hz	125Hz	250Hz	500Hz	1kHz	2kHz	4kHz	8kHz	Total	
1	Inlet	82	77	79	84	79	75	70	63	88	64
	Outlet	81	76	77	83	79	75	70	65	87	63
2	Inlet	83	79	80	78	75	73	69	65	87	60
	Outlet	83	78	79	77	74	72	69	67	86	59
3	Inlet	86	82	78	77	76	75	72	68	89	61
	Outlet	87	82	77	77	75	75	72	70	89	61
4	Inlet	80	75	76	75	73	72	69	62	84	58
	Outlet	80	74	75	74	72	71	68	63	83	57
5	Inlet	81	77	76	73	72	72	68	63	84	57
	Outlet	81	77	73	73	72	71	68	65	84	57
6	Inlet	88	82	78	76	76	75	72	68	90	61
	Outlet	88	81	75	76	76	76	72	71	90	61
7	Inlet	80	74	72	72	70	71	71	63	83	57
	Outlet	80	74	71	70	70	70	69	62	82	56
8	Inlet	84	78	76	74	73	72	69	63	86	58
	Outlet	83	77	73	73	72	71	68	64	85	57
9	Inlet	87	81	78	76	76	75	72	68	89	61
	Outlet	86	81	75	76	75	75	72	70	88	61

*Sound Pressure Level (SPL) is average spherical free-field re 20μPa, for comparative use only.
Power rating (watts, kW or BHP) does not include transmission losses.
The AMCA certified ratings seal applies to air performance only.



630-251-6

1440 r/min



Nominal Diameter

630mm



Hub Type

251



Number of Blades

6



BS ISO 5801:2017

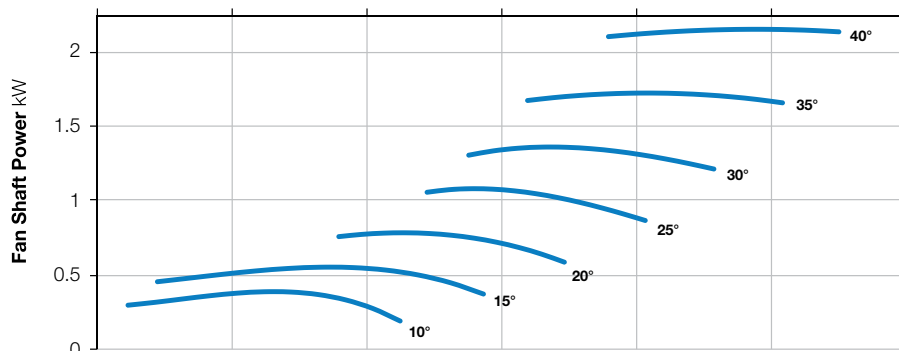
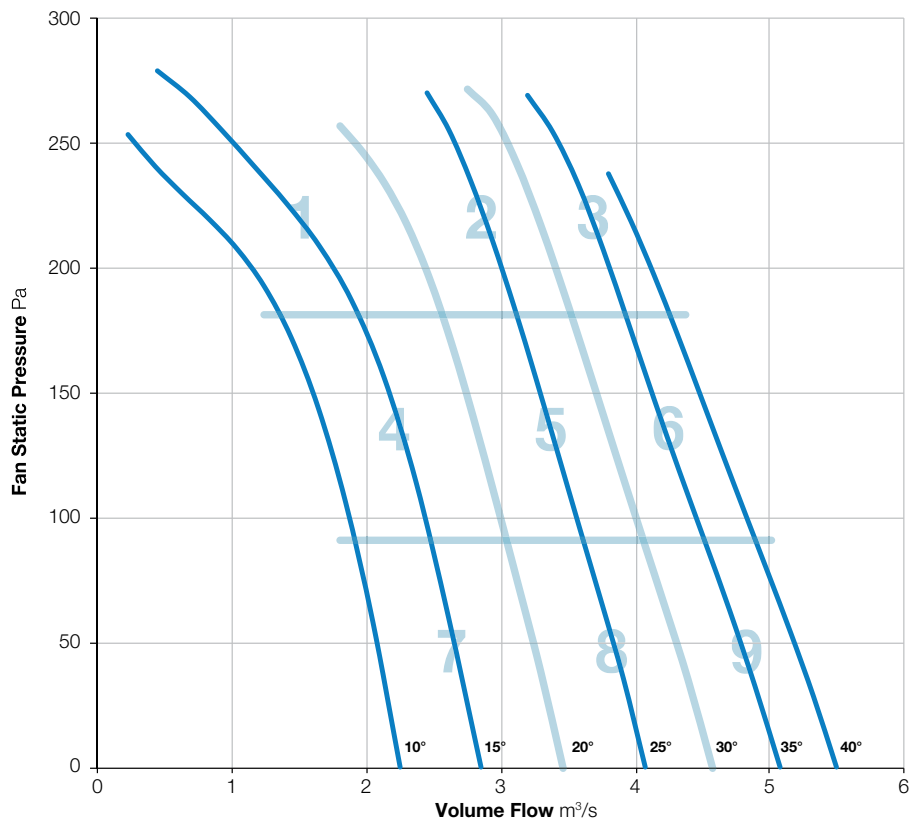
BS EN ISO 5136:2009

Type D installation

Form B



Elta Fans Limited certifies that the Axial Fans shown herein are licensed to bear the AMCA Seal. The ratings shown are based on tests and procedures performed in accordance with AMCA Publication 211 and comply with the requirements of the AMCA Certified Ratings Program. Performance certified is for Installation Type D: Ducted Inlet, Ducted Outlet. Performance ratings do not include the effects of appurtenances (accessories).



Zone		In-duct Sound Power Level (SWL) re 1pW									SPL dBA @ 3m*
		63Hz	125Hz	250Hz	500Hz	1kHz	2kHz	4kHz	8kHz	Total	
1	Inlet	76	78	83	88	84	80	73	65	91	68
	Outlet	77	77	82	86	84	80	73	67	90	67
2	Inlet	79	81	78	77	76	75	71	65	86	61
	Outlet	81	81	76	75	75	75	71	67	86	60
3	Inlet	85	84	79	79	79	78	74	69	90	64
	Outlet	86	84	78	78	79	78	74	71	90	63
4	Inlet	74	76	75	75	73	74	73	65	83	59
	Outlet	76	76	73	73	73	74	72	66	83	59
5	Inlet	79	81	78	76	75	75	72	65	86	60
	Outlet	81	81	76	75	75	75	72	66	86	60
6	Inlet	85	85	80	79	78	77	73	68	90	63
	Outlet	86	85	78	78	78	77	73	70	90	63
7	Inlet	73	76	74	74	74	74	74	65	83	60
	Outlet	75	76	73	72	73	74	73	66	82	59
8	Inlet	79	81	78	76	75	75	73	65	86	61
	Outlet	80	81	76	76	75	75	73	66	86	61
9	Inlet	83	86	81	80	78	77	74	68	90	63
	Outlet	86	86	79	79	79	77	73	69	90	63

*Sound Pressure Level (SPL) is average spherical free-field re 20μPa, for comparative use only.
Power rating (watts, kW or BHP) does not include transmission losses.
The AMCA certified ratings seal applies to air performance only.



630-251-9

1440 r/min



Nominal Diameter

630mm



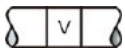
Hub Type

251



Number of Blades

9



BS ISO 5801:2017

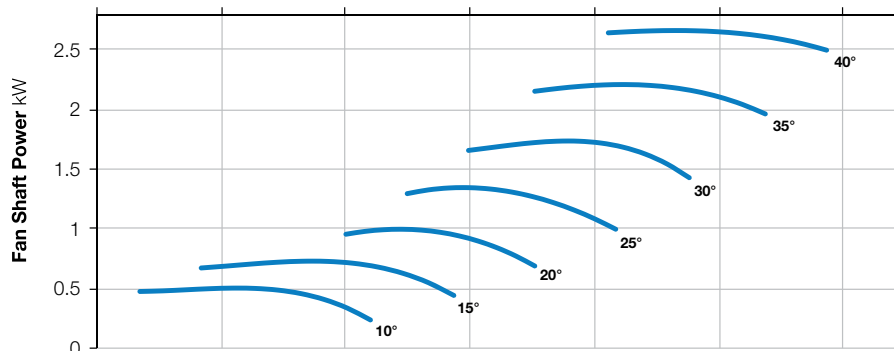
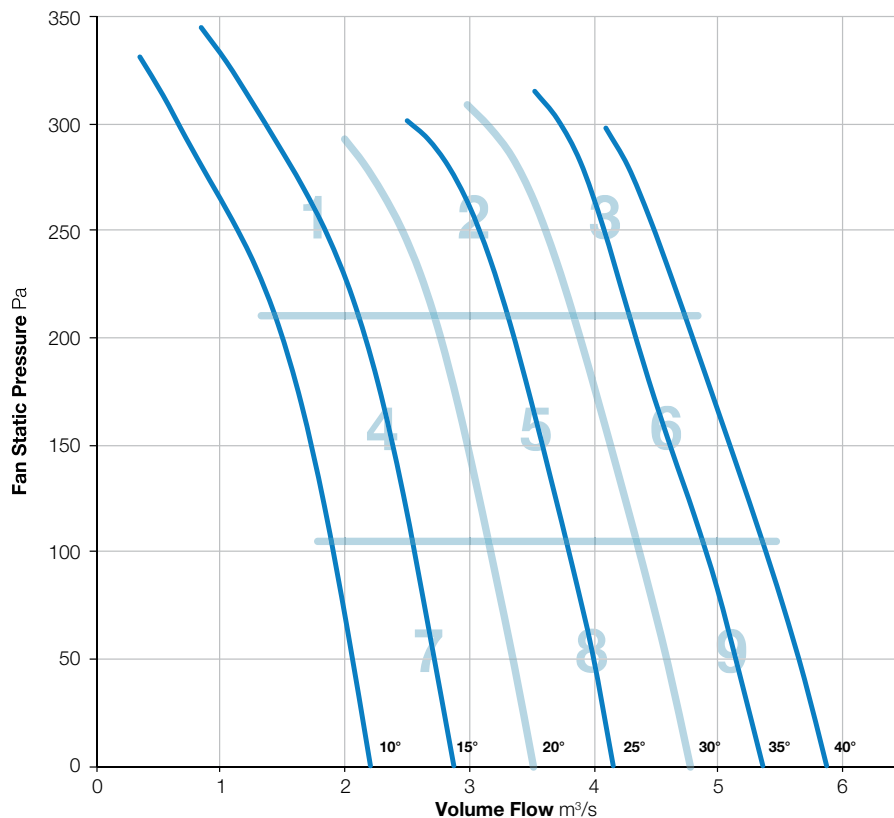
BS EN ISO 5136:2009

Type D installation

Form B



Elta Fans Limited certifies that the Axial Fans shown herein are licensed to bear the AMCA Seal. The ratings shown are based on tests and procedures performed in accordance with AMCA Publication 211 and comply with the requirements of the AMCA Certified Ratings Program. Performance certified is for Installation Type D: Ducted Inlet, Ducted Outlet. Performance ratings do not include the effects of appurtenances (accessories).



Zone		In-duct Sound Power Level (SWL) re 1pW									SPL dBA @ 3m*
		63Hz	125Hz	250Hz	500Hz	1kHz	2kHz	4kHz	8kHz	Total	
1	Inlet	79	76	79	87	84	81	75	66	90	68
	Outlet	80	76	79	86	84	82	75	66	90	68
2	Inlet	83	79	80	78	80	77	74	67	88	63
	Outlet	85	78	78	78	79	76	73	68	88	63
3	Inlet	86	83	81	80	79	79	76	70	90	64
	Outlet	89	83	80	80	79	78	75	72	91	64
4	Inlet	77	73	75	75	77	77	77	66	85	62
	Outlet	78	73	74	74	76	76	75	66	84	61
5	Inlet	83	78	79	78	83	77	75	67	88	65
	Outlet	84	79	78	77	83	77	74	67	89	65
6	Inlet	86	83	82	80	79	78	75	69	90	64
	Outlet	88	84	81	80	80	79	75	71	91	65
7	Inlet	77	74	77	77	78	78	80	67	86	64
	Outlet	77	74	76	76	77	77	78	66	85	63
8	Inlet	83	79	80	78	82	79	77	67	89	65
	Outlet	83	79	78	78	83	78	76	67	89	65
9	Inlet	87	84	84	81	80	80	77	69	91	65
	Outlet	89	86	82	82	80	80	77	71	92	66

*Sound Pressure Level (SPL) is average spherical free-field re 20μPa, for comparative use only.
Power rating (watts, kW or BHP) does not include transmission losses.
The AMCA certified ratings seal applies to air performance only.



630-251-12

1440 r/min



Nominal Diameter

630mm



Hub Type

251



Number of Blades

12

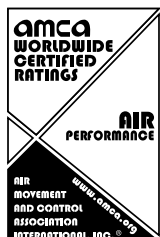


BS ISO 5801:2017

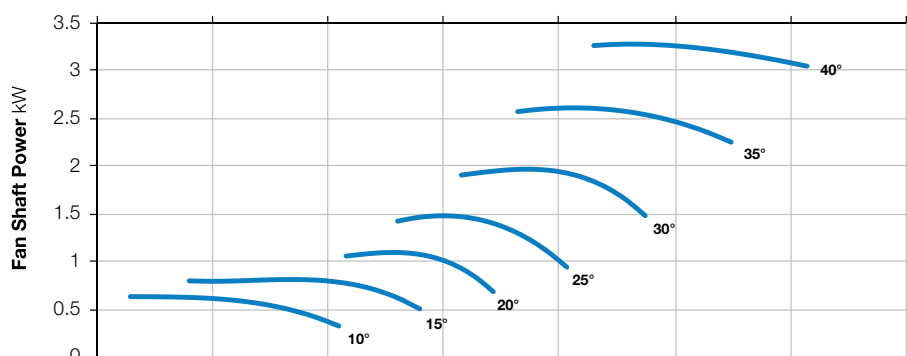
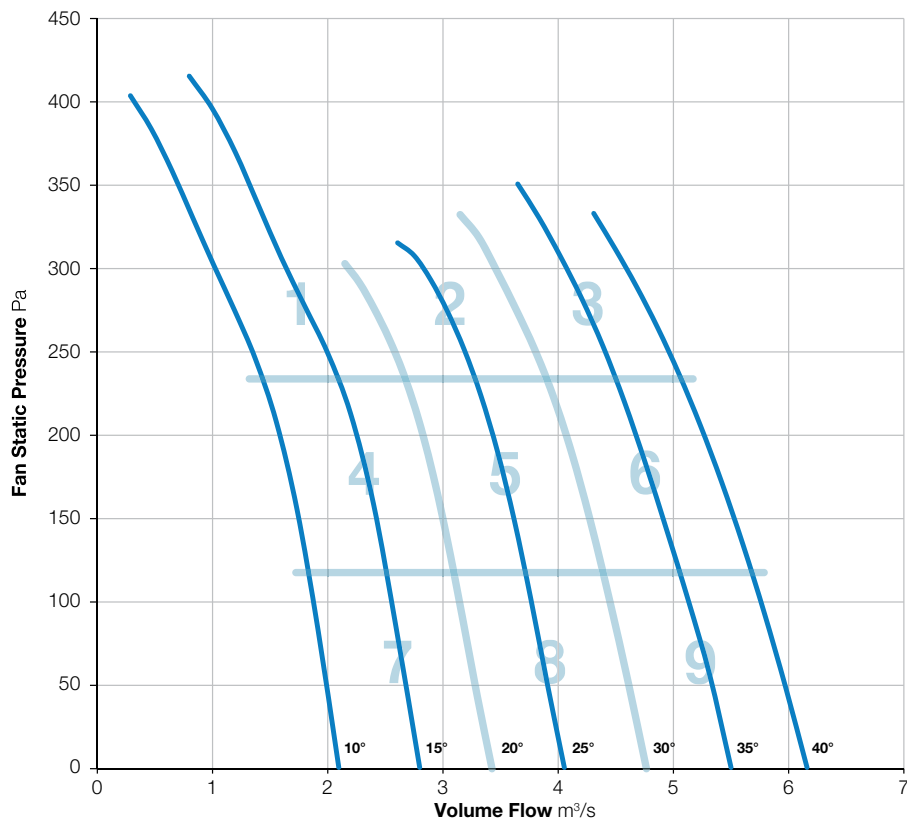
BS EN ISO 5136:2009

Type D installation

Form B



Elta Fans Limited certifies that the Axial Fans shown herein are licensed to bear the AMCA Seal. The ratings shown are based on tests and procedures performed in accordance with AMCA Publication 211 and comply with the requirements of the AMCA Certified Ratings Program. Performance certified is for Installation Type D: Ducted Inlet, Ducted Outlet. Performance ratings do not include the effects of appurtenances (accessories).



Zone		In-duct Sound Power Level (SWL) re 1pW									SPL dBA @ 3m*
		63Hz	125Hz	250Hz	500Hz	1kHz	2kHz	4kHz	8kHz	Total	
1	Inlet	77	76	78	90	86	83	77	67	93	70
	Outlet	80	76	78	89	85	84	76	67	92	70
2	Inlet	81	74	79	78	76	77	74	67	86	62
	Outlet	85	76	77	77	76	77	74	69	88	62
3	Inlet	86	79	82	80	78	78	75	69	90	64
	Outlet	90	81	80	79	78	78	75	71	92	63
4	Inlet	76	67	76	75	77	78	78	68	85	63
	Outlet	78	68	75	74	76	78	77	67	85	63
5	Inlet	81	74	79	77	76	77	75	67	86	62
	Outlet	85	77	78	76	76	77	75	68	88	62
6	Inlet	86	80	82	80	79	79	75	69	90	64
	Outlet	89	83	82	80	79	79	76	71	92	64
7	Inlet	74	71	78	78	77	79	81	68	86	65
	Outlet	76	71	77	77	77	79	80	68	86	64
8	Inlet	80	75	80	78	77	79	78	68	87	64
	Outlet	84	78	79	77	77	78	76	68	88	63
9	Inlet	85	81	84	81	80	81	78	69	90	66
	Outlet	89	85	82	81	80	82	77	71	92	66

*Sound Pressure Level (SPL) is average spherical free-field re 20µPa, for comparative use only.
Power rating (watts, kW or BHP) does not include transmission losses.
The AMCA certified ratings seal applies to air performance only.



630-252-3

1440 r/min



Nominal Diameter

630mm



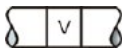
Hub Type

252



Number of Blades

3



BS ISO 5801:2017

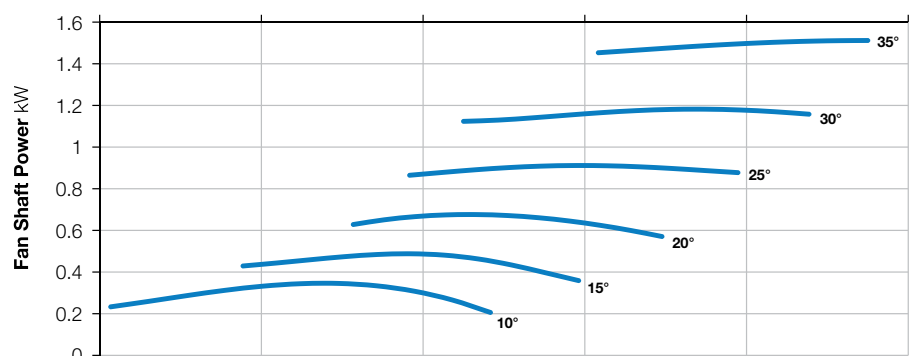
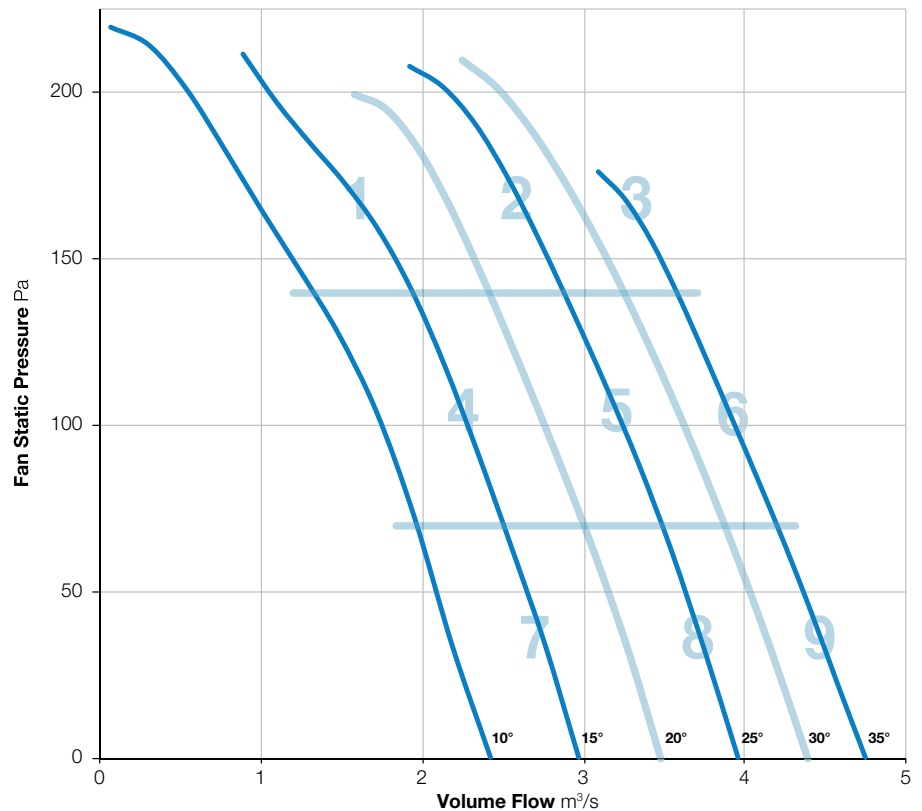
BS EN ISO 5136:2009

Type D installation

Form B



Elta Fans Limited certifies that the Axial Fans shown herein are licensed to bear the AMCA Seal. The ratings shown are based on tests and procedures performed in accordance with AMCA Publication 211 and comply with the requirements of the AMCA Certified Ratings Program. Performance certified is for Installation Type D: Ducted Inlet, Ducted Outlet. Performance ratings do not include the effects of appurtenances (accessories).



Zone		In-duct Sound Power Level (SWL) re 1pW									SPL dBA @ 3m*
		63Hz	125Hz	250Hz	500Hz	1kHz	2kHz	4kHz	8kHz	Total	
1	Inlet	For sound data please contact Elta Fans.									
	Outlet										
2	Inlet										
	Outlet										
3	Inlet										
	Outlet										
4	Inlet										
	Outlet										
5	Inlet										
	Outlet										
6	Inlet										
	Outlet										
7	Inlet										
	Outlet										
8	Inlet										
	Outlet										
9	Inlet										
	Outlet										

*Sound Pressure Level (SPL) is average spherical free-field re 20μPa, for comparative use only.
Power rating (watts, kW or BHP) does not include transmission losses.
The AMCA certified ratings seal applies to air performance only.



630-252-6

1440 r/min



Nominal Diameter

630mm



Hub Type

252



Number of Blades

6

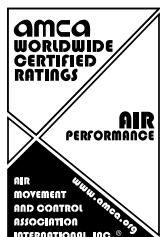


BS ISO 5801:2017

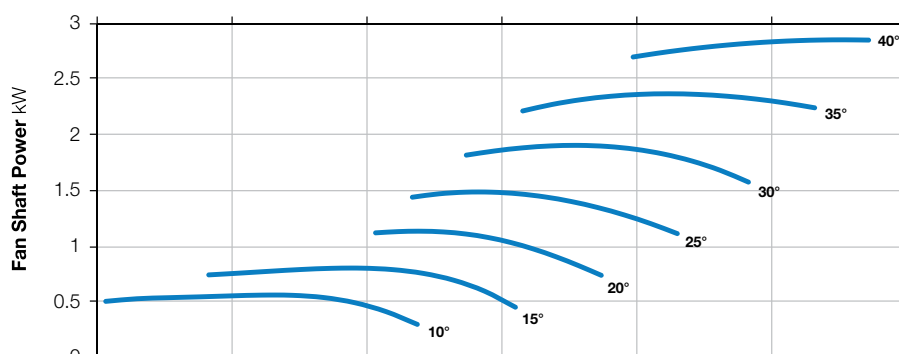
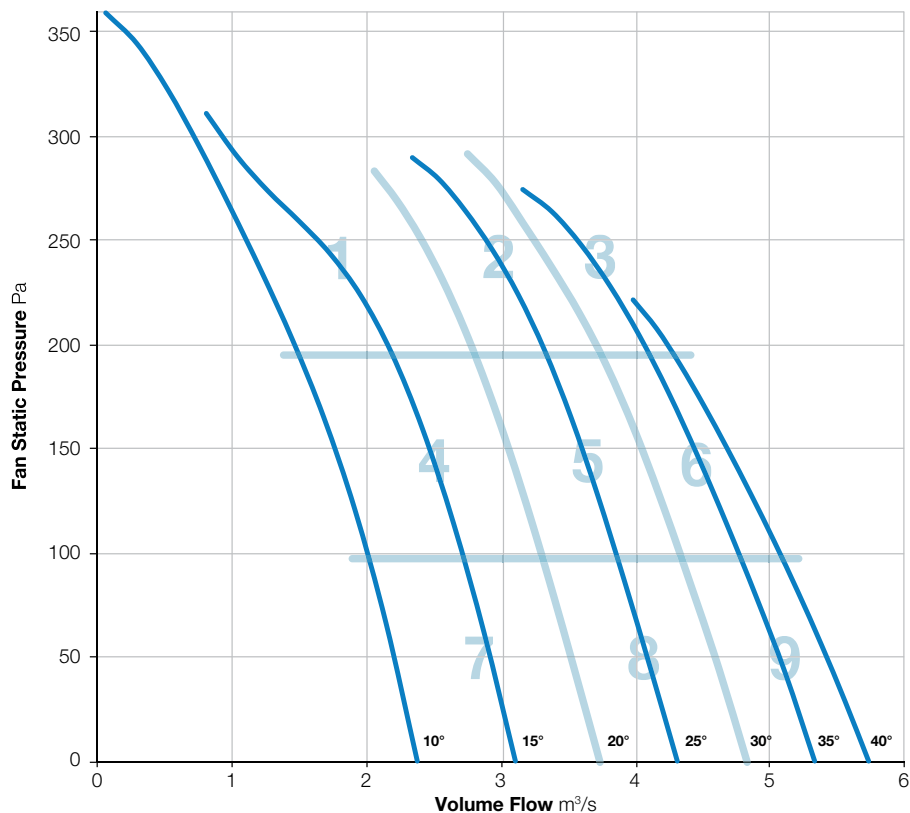
BS EN ISO 5136:2009

Type D installation

Form B



Elta Fans Limited certifies that the Axial Fans shown herein are licensed to bear the AMCA Seal. The ratings shown are based on tests and procedures performed in accordance with AMCA Publication 211 and comply with the requirements of the AMCA Certified Ratings Program. Performance certified is for Installation Type D: Ducted Inlet, Ducted Outlet. Performance ratings do not include the effects of appurtenances (accessories).



Zone		In-duct Sound Power Level (SWL) re 1pW									SPL dBA @ 3m*
		63Hz	125Hz	250Hz	500Hz	1kHz	2kHz	4kHz	8kHz	Total	
1	Inlet	For sound data please contact Elta Fans.									
	Outlet										
2	Inlet										
	Outlet										
3	Inlet										
	Outlet										
4	Inlet										
	Outlet										
5	Inlet										
	Outlet										
6	Inlet										
	Outlet										
7	Inlet										
	Outlet										
8	Inlet										
	Outlet										
9	Inlet										
	Outlet										

*Sound Pressure Level (SPL) is average spherical free-field re 20μPa, for comparative use only.
Power rating (watts, kW or BHP) does not include transmission losses.
The AMCA certified ratings seal applies to air performance only.



630-252-9

1440 r/min



Nominal Diameter

630mm



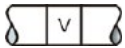
Hub Type

252



Number of Blades

9



BS ISO 5801:2017

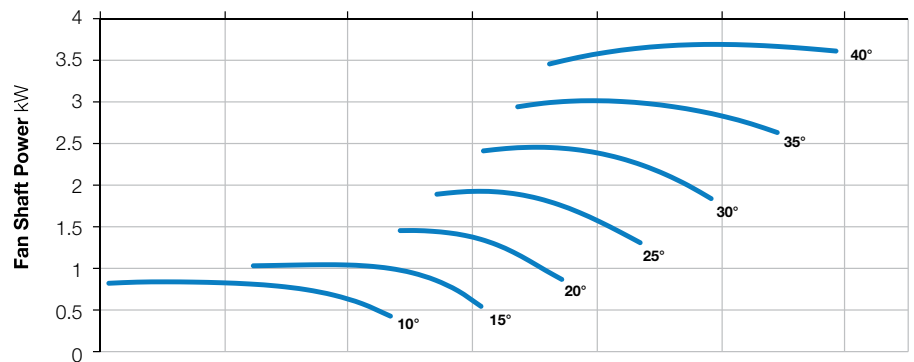
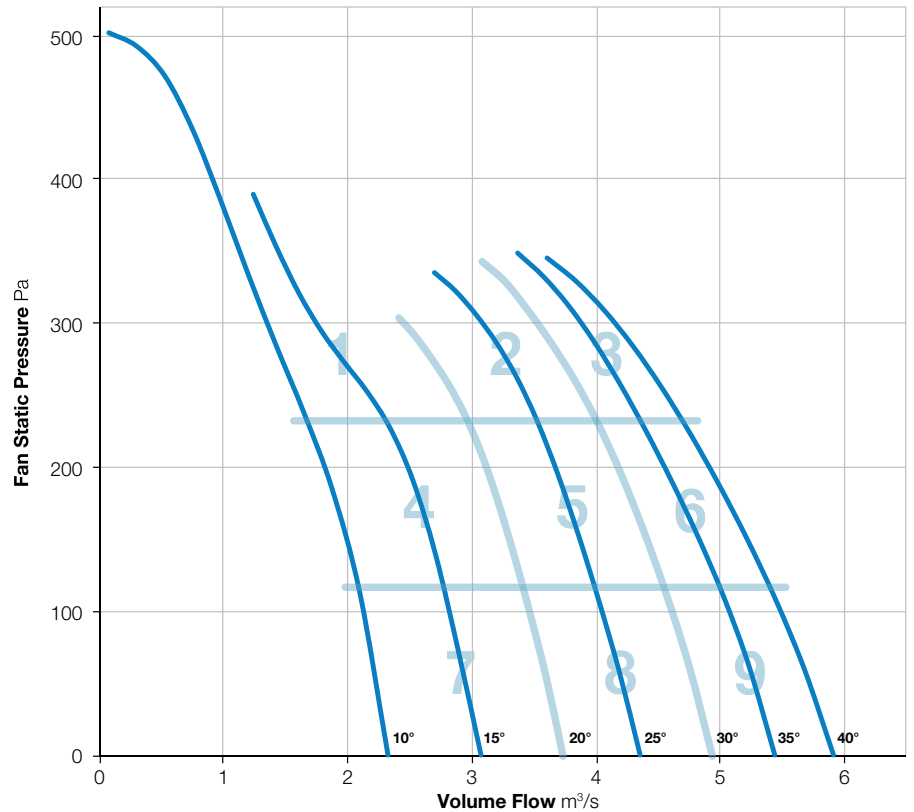
BS EN ISO 5136:2009

Type D installation

Form B



Elta Fans Limited certifies that the Axial Fans shown herein are licensed to bear the AMCA Seal. The ratings shown are based on tests and procedures performed in accordance with AMCA Publication 211 and comply with the requirements of the AMCA Certified Ratings Program. Performance certified is for Installation Type D: Ducted Inlet, Ducted Outlet. Performance ratings do not include the effects of appurtenances (accessories).



Zone		In-duct Sound Power Level (SWL) re 1pW									SPL dBA @ 3m*
		63Hz	125Hz	250Hz	500Hz	1kHz	2kHz	4kHz	8kHz	Total	
1	Inlet	For sound data please contact Elta Fans.									
	Outlet										
2	Inlet										
	Outlet										
3	Inlet										
	Outlet										
4	Inlet										
	Outlet										
5	Inlet										
	Outlet										
6	Inlet										
	Outlet										
7	Inlet										
	Outlet										
8	Inlet										
	Outlet										
9	Inlet										
	Outlet										

*Sound Pressure Level (SPL) is average spherical free-field re 20μPa, for comparative use only.
Power rating (watts, kW or BHP) does not include transmission losses.
The AMCA certified ratings seal applies to air performance only.



630-131-3

2880 r/min



Nominal Diameter

630mm




Hub Type

131



Number of Blades

3

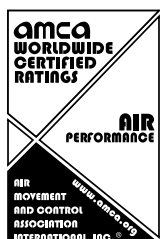


BS ISO 5801:2017

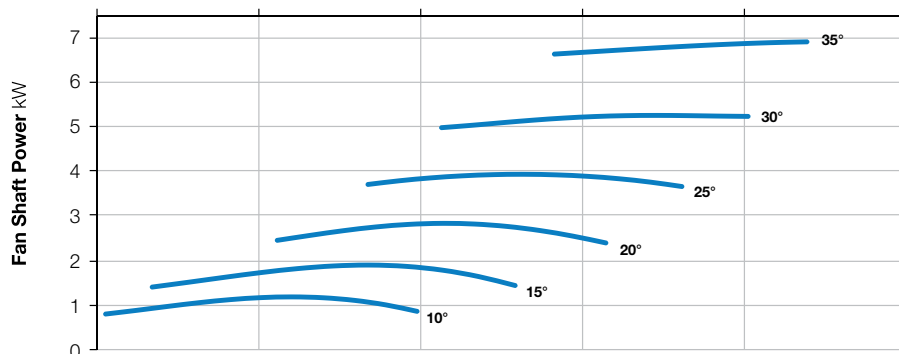
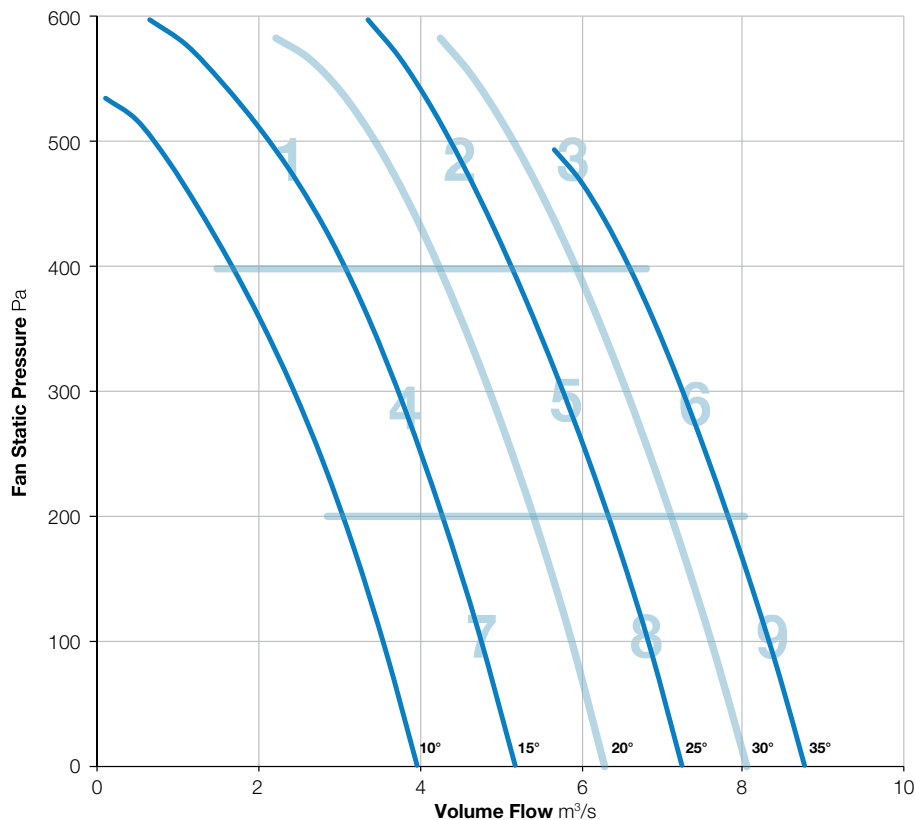
BS EN ISO 5136:2009

Type D installation

Form B



Elta Fans Limited certifies that the Axial Fans shown herein are licensed to bear the AMCA Seal. The ratings shown are based on tests and procedures performed in accordance with AMCA Publication 211 and comply with the requirements of the AMCA Certified Ratings Program. Performance certified is for Installation Type D: Ducted Inlet, Ducted Outlet. Performance ratings do not include the effects of appurtenances (accessories).



Zone		In-duct Sound Power Level (SWL) re 1pW									SPL dBA @ 3m*
		63Hz	125Hz	250Hz	500Hz	1kHz	2kHz	4kHz	8kHz	Total	
1	Inlet	For sound data please contact Elta Fans.									
	Outlet										
2	Inlet										
	Outlet										
3	Inlet										
	Outlet										
4	Inlet										
	Outlet										
5	Inlet										
	Outlet										
6	Inlet										
	Outlet										
7	Inlet										
	Outlet										
8	Inlet										
	Outlet										
9	Inlet										
	Outlet										

*Sound Pressure Level (SPL) is average spherical free-field re 20μPa, for comparative use only.
Power rating (watts, kW or BHP) does not include transmission losses.
The AMCA certified ratings seal applies to air performance only.



630-131-6

2880 r/min



Nominal Diameter

630mm



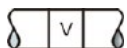
Hub Type

131



Number of Blades

6

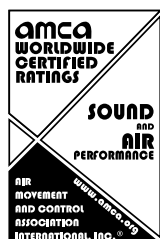


BS ISO 5801:2017

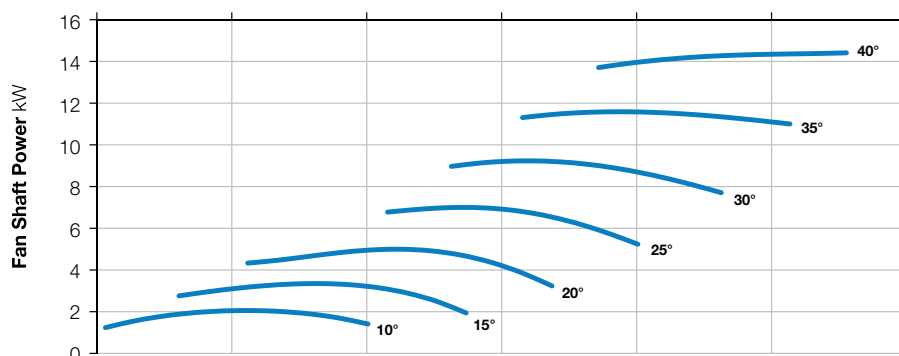
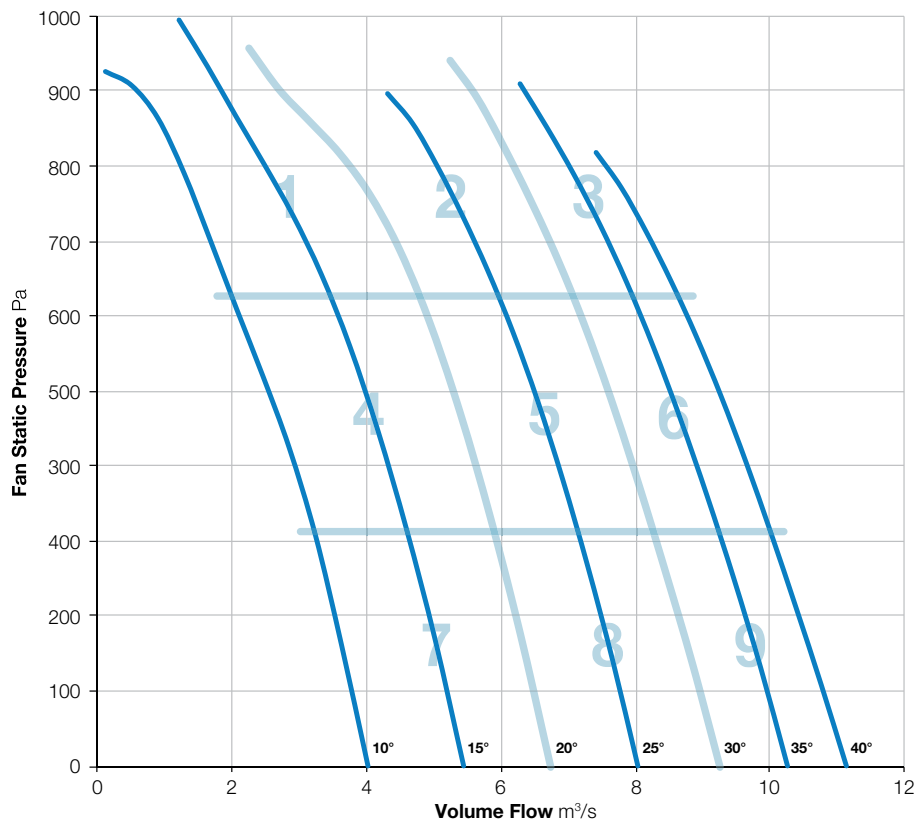
BS ISO 13347-2:2004

Type D installation

Form B



Elta Fans Limited certifies that the Axial Fans shown herein are licensed to bear the AMCA Seal. The ratings shown are based on tests and procedures performed in accordance with AMCA Publications 211 & 311 and comply with the requirements of the AMCA Certified Ratings Program. Performance certified is for Installation Type D: Ducted Inlet, Ducted Outlet. Performance ratings do not include the effects of appurtenances (accessories).



Zone		In-duct Sound Power Level (SWL) re 1pW									SPL dBA @ 3m*
		63Hz	125Hz	250Hz	500Hz	1kHz	2kHz	4kHz	8kHz	Total	
1	Inlet	93	89	101	104	103	97	92	89	108	86
	Outlet	97	90	99	102	101	96	92	90	107	84
2	Inlet	88	86	94	94	98	93	92	89	102	81
	Outlet	94	90	95	96	100	96	93	91	104	83
3	Inlet	98	96	103	100	102	98	97	94	108	85
	Outlet	100	99	104	101	103	97	97	94	109	86
4	Inlet	88	80	88	92	100	98	94	89	104	83
	Outlet	89	84	91	92	100	99	95	91	104	84
5	Inlet	90	88	97	95	94	90	89	86	102	78
	Outlet	93	89	96	94	95	92	89	87	102	79
6	Inlet	96	95	101	95	98	96	95	91	106	82
	Outlet	99	95	103	95	98	95	93	90	107	82
7	Inlet	92	81	90	92	92	91	88	87	99	77
	Outlet	90	84	94	92	93	92	88	87	100	77
8	Inlet	93	89	98	96	94	90	88	85	102	78
	Outlet	93	90	98	96	96	92	88	86	103	79
9	Inlet	99	98	103	98	101	98	97	93	108	85
	Outlet	101	100	105	99	101	97	95	91	109	85

*Sound Pressure Level (SPL) is average spherical free-field re 20μPa, for comparative use only. dBA levels are not licensed by AMCA International.

Power rating (watts, kW or BHP) does not include transmission losses.

The sound power level ratings shown are in decibels, referred to 10⁻¹² watts, calculated per AMCA Standard 301. Values shown are for inlet L_{wa} and outlet L_{wb} sound power levels for Installation Type D: ducted inlet, ducted outlet. Ratings include the effect of duct end correction.



630-181-3

2880 r/min



Nominal Diameter

630mm



Hub Type

181



Number of Blades

3

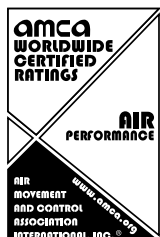


BS ISO 5801:2017

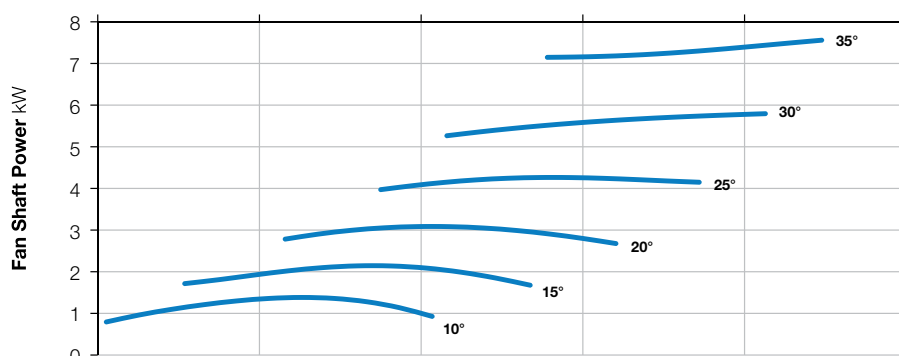
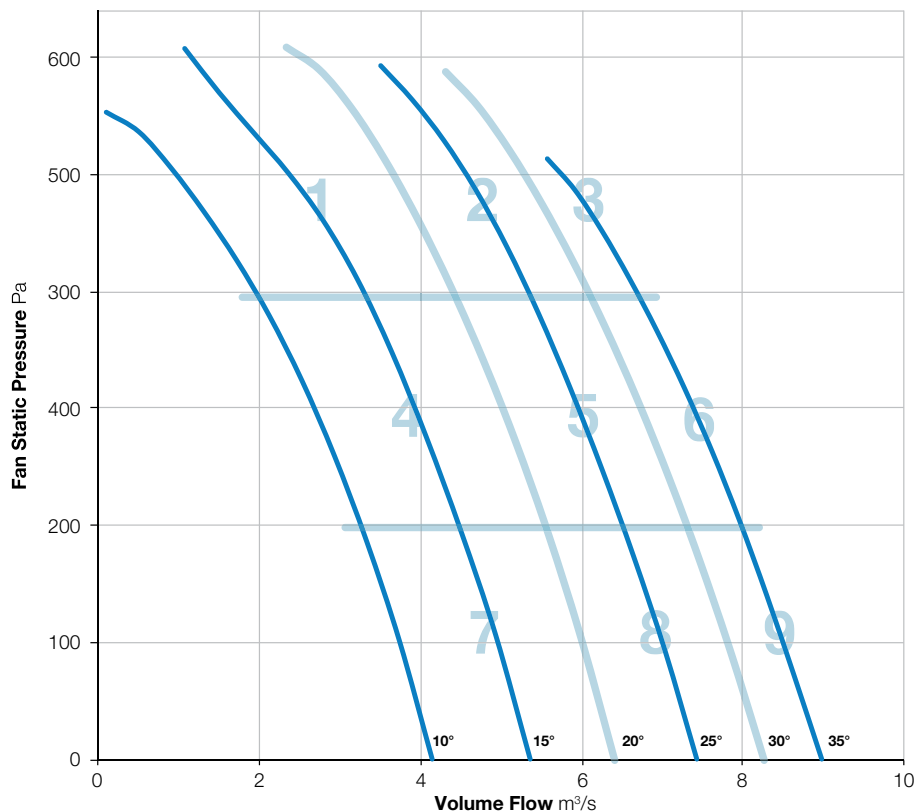
BS EN ISO 5136:2009

Type D installation

Form B



Elta Fans Limited certifies that the Axial Fans shown herein are licensed to bear the AMCA Seal. The ratings shown are based on tests and procedures performed in accordance with AMCA Publication 211 and comply with the requirements of the AMCA Certified Ratings Program. Performance certified is for Installation Type D: Ducted Inlet, Ducted Outlet. Performance ratings do not include the effects of appurtenances (accessories).



Zone		In-duct Sound Power Level (SWL) re 1pW									SPL dBA @ 3m*
		63Hz	125Hz	250Hz	500Hz	1kHz	2kHz	4kHz	8kHz	Total	
1	Inlet	For sound data please contact Elta Fans.									
	Outlet										
2	Inlet										
	Outlet										
3	Inlet										
	Outlet										
4	Inlet										
	Outlet										
5	Inlet										
	Outlet										
6	Inlet										
	Outlet										
7	Inlet										
	Outlet										
8	Inlet										
	Outlet										
9	Inlet										
	Outlet										

*Sound Pressure Level (SPL) is average spherical free-field re 20μPa, for comparative use only.
Power rating (watts, kW or BHP) does not include transmission losses.
The AMCA certified ratings seal applies to air performance only.



630-181-6

2880 r/min



Nominal Diameter

630mm



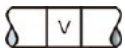
Hub Type

181



Number of Blades

6



BS ISO 5801:2017

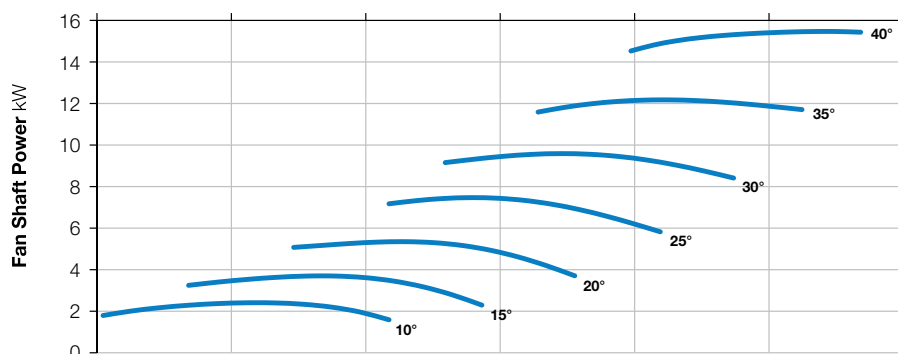
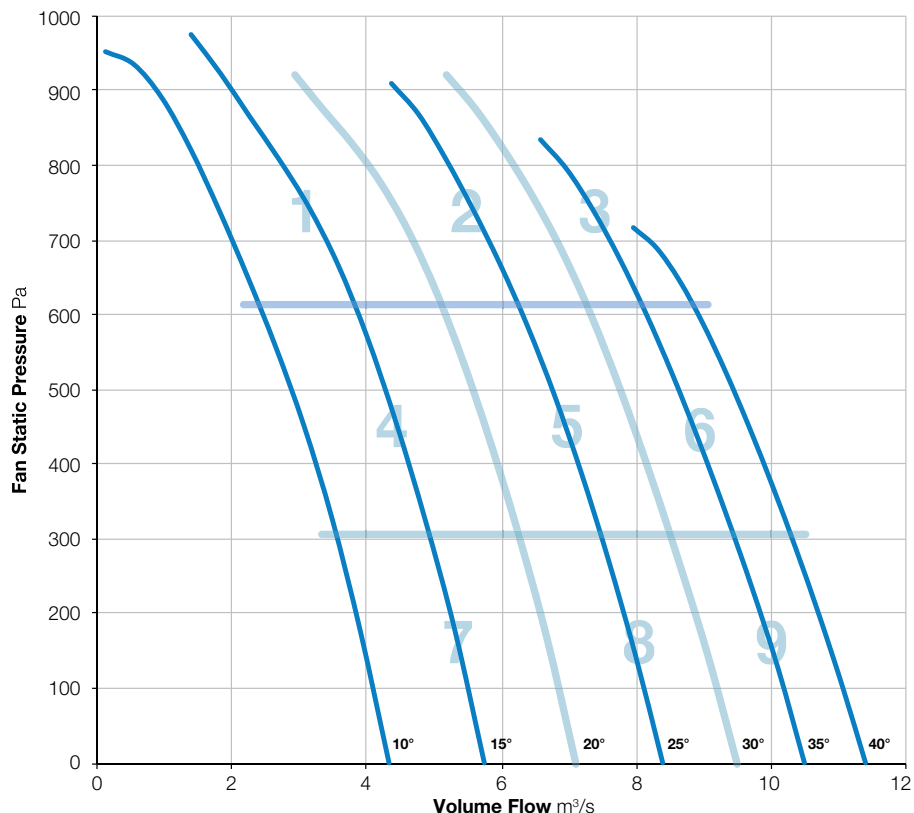
BS EN ISO 5136:2009

Type D installation

Form B



Elta Fans Limited certifies that the Axial Fans shown herein are licensed to bear the AMCA Seal. The ratings shown are based on tests and procedures performed in accordance with AMCA Publication 211 and comply with the requirements of the AMCA Certified Ratings Program. Performance certified is for Installation Type D: Ducted Inlet, Ducted Outlet. Performance ratings do not include the effects of appurtenances (accessories).



Zone		In-duct Sound Power Level (SWL) re 1pW									SPL dBA @ 3m*
		63Hz	125Hz	250Hz	500Hz	1kHz	2kHz	4kHz	8kHz	Total	
1	Inlet	91	95	99	106	104	99	93	89	109	87
	Outlet	92	94	96	104	103	99	93	90	108	86
2	Inlet	92	95	91	96	99	98	95	91	105	83
	Outlet	95	94	89	95	98	98	94	91	104	83
3	Inlet	99	101	104	104	105	100	94	90	111	88
	Outlet	101	101	102	103	103	100	94	91	110	86
4	Inlet	87	88	86	95	97	98	95	90	103	82
	Outlet	90	88	85	94	97	98	95	91	103	82
5	Inlet	92	92	90	96	96	95	92	88	102	80
	Outlet	95	93	89	95	95	94	92	89	102	80
6	Inlet	98	99	95	100	102	101	97	92	108	86
	Outlet	101	99	94	99	101	100	97	96	108	85
7	Inlet	86	92	87	93	92	91	89	88	99	77
	Outlet	89	92	85	94	92	91	88	88	100	77
8	Inlet	94	96	93	97	96	93	91	88	103	80
	Outlet	96	96	92	96	94	94	91	88	103	79
9	Inlet	101	103	101	104	104	100	97	92	110	87
	Outlet	103	102	99	102	100	101	97	93	110	86

*Sound Pressure Level (SPL) is average spherical free-field re 20μPa, for comparative use only.
Power rating (watts, kW or BHP) does not include transmission losses.
The AMCA certified ratings seal applies to air performance only.



630-181-9

2880 r/min



Nominal Diameter

630mm



Hub Type

181



Number of Blades

9

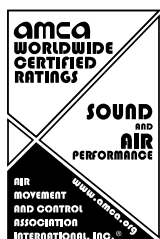


BS ISO 5801:2017

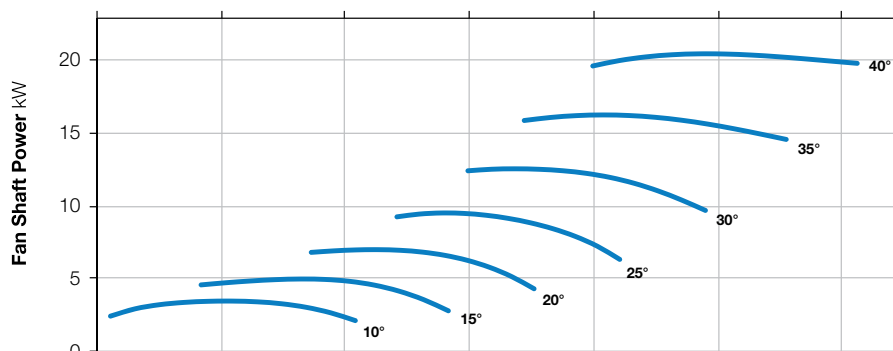
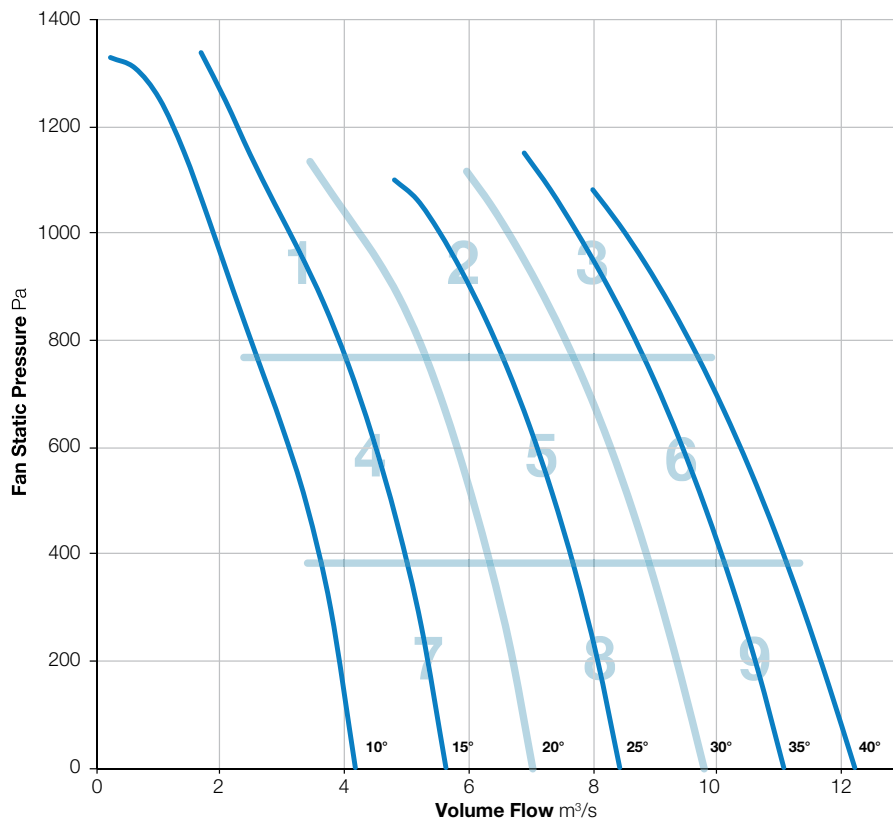
BS ISO 13347-2:2004

Type D installation

Form B



Elta Fans Limited certifies that the Axial Fans shown herein are licensed to bear the AMCA Seal. The ratings shown are based on tests and procedures performed in accordance with AMCA Publications 211 & 311 and comply with the requirements of the AMCA Certified Ratings Program. Performance certified is for Installation Type D: Ducted Inlet, Ducted Outlet. Performance ratings do not include the effects of appurtenances (accessories).



Zone		In-duct Sound Power Level (SWL) re 1pW									SPL dBA @ 3m*
		63Hz	125Hz	250Hz	500Hz	1kHz	2kHz	4kHz	8kHz	Total	
1	Inlet	96	93	102	106	105	99	94	90	110	88
	Outlet	96	93	100	103	102	98	93	92	108	85
2	Inlet	94	96	94	100	103	98	97	94	107	86
	Outlet	95	98	94	99	101	96	95	92	106	84
3	Inlet	95	99	97	101	100	98	97	94	107	85
	Outlet	96	101	96	100	99	98	97	94	107	84
4	Inlet	93	86	83	95	98	98	95	91	104	83
	Outlet	90	86	84	95	101	101	98	93	106	85
5	Inlet	95	98	96	103	100	97	95	92	107	85
	Outlet	96	99	96	103	99	95	94	90	107	84
6	Inlet	97	101	99	104	101	98	96	92	109	86
	Outlet	98	102	99	103	101	98	95	91	109	85
7	Inlet	94	86	83	95	94	92	90	89	101	79
	Outlet	92	89	84	97	95	94	90	89	102	80
8	Inlet	96	97	95	100	99	96	94	93	106	83
	Outlet	96	98	95	101	99	95	93	90	106	83
9	Inlet	100	102	101	103	103	100	99	94	110	87
	Outlet	100	103	100	104	103	99	96	92	110	87

*Sound Pressure Level (SPL) is average spherical free-field re 20µPa, for comparative use only. dBA levels are not licensed by AMCA International.

Power rating (watts, kW or BHP) does not include transmission losses.

The sound power level ratings shown are in decibels, referred to 10⁻¹² watts, calculated per AMCA Standard 301. Values shown are for inlet L_{wa} and outlet L_{wo} sound power levels for Installation Type D: ducted inlet, ducted outlet. Ratings include the effect of duct end correction.



630-182-3

2880 r/min



Nominal Diameter

630mm



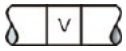
Hub Type

182



Number of Blades

3



BS ISO 5801:2017

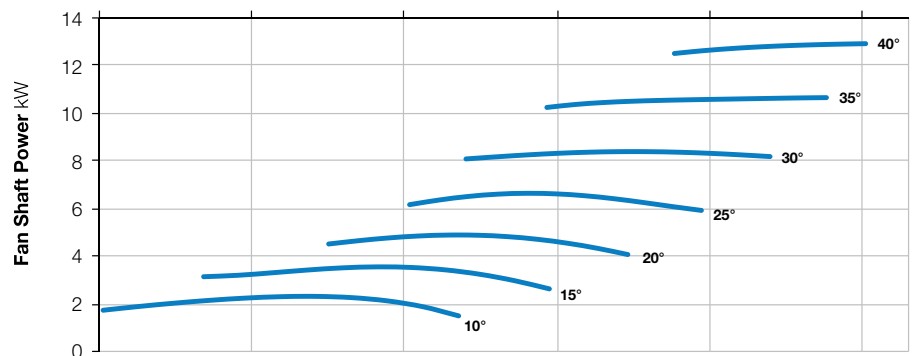
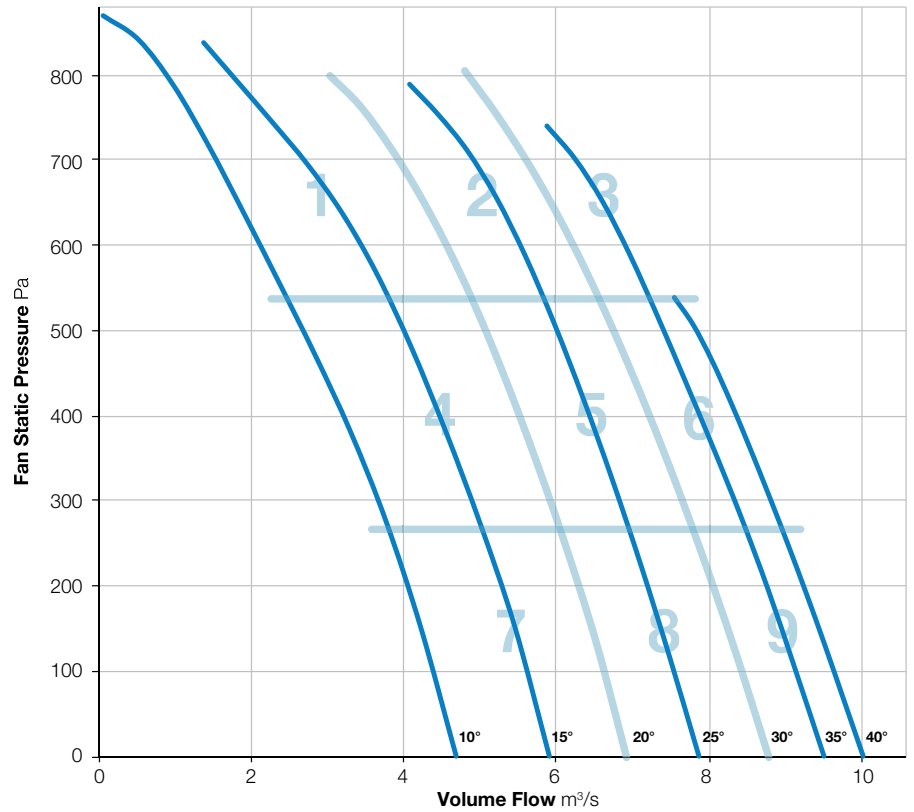
BS EN ISO 5136:2009

Type D installation

Form B



Elta Fans Limited certifies that the Axial Fans shown herein are licensed to bear the AMCA Seal. The ratings shown are based on tests and procedures performed in accordance with AMCA Publication 211 and comply with the requirements of the AMCA Certified Ratings Program. Performance certified is for Installation Type D: Ducted Inlet, Ducted Outlet. Performance ratings do not include the effects of appurtenances (accessories).



Zone		In-duct Sound Power Level (SWL) re 1pW									SPL dBA @ 3m*
		63Hz	125Hz	250Hz	500Hz	1kHz	2kHz	4kHz	8kHz	Total	
1	Inlet	For sound data please contact Elta Fans.									
	Outlet										
2	Inlet										
	Outlet										
3	Inlet										
	Outlet										
4	Inlet										
	Outlet										
5	Inlet										
	Outlet										
6	Inlet										
	Outlet										
7	Inlet										
	Outlet										
8	Inlet										
	Outlet										
9	Inlet										
	Outlet										

*Sound Pressure Level (SPL) is average spherical free-field re 20μPa, for comparative use only.
Power rating (watts, kW or BHP) does not include transmission losses.
The AMCA certified ratings seal applies to air performance only.



630-182-6

2880 r/min



Nominal Diameter

630mm



Hub Type

182



Number of Blades

6

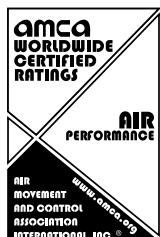


BS ISO 5801:2017

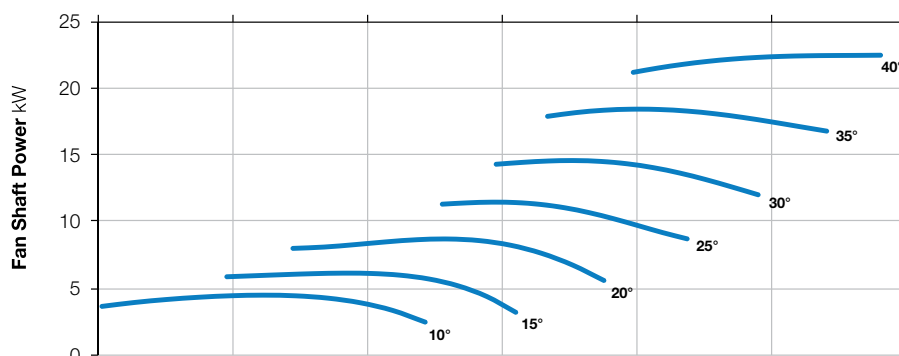
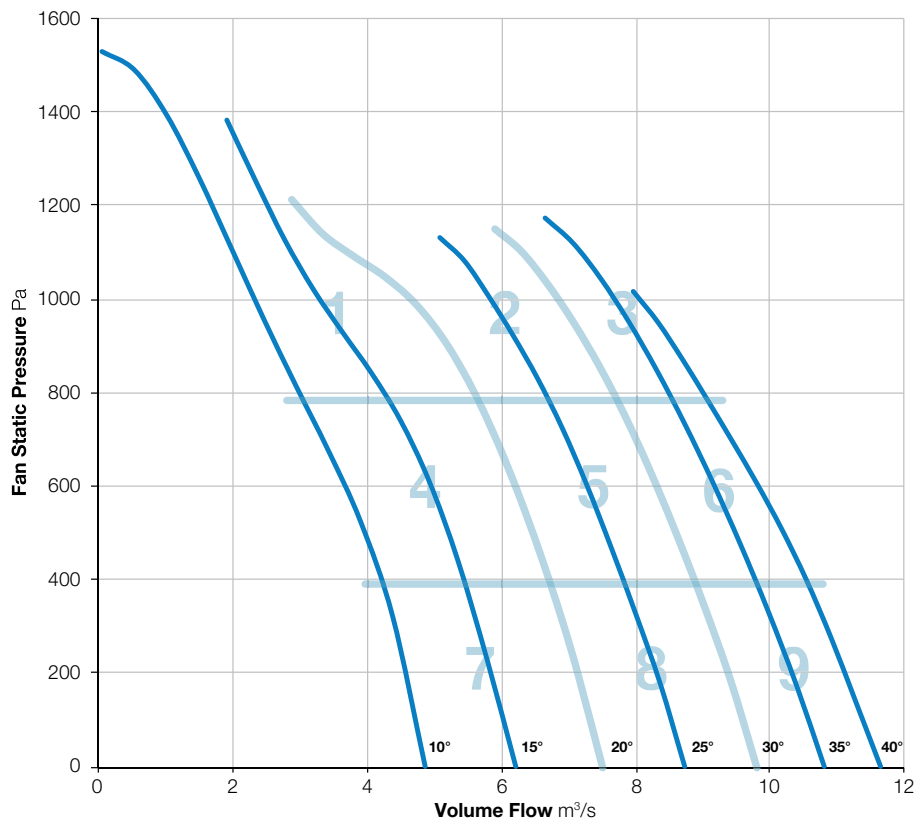
BS EN ISO 5136:2009

Type D installation

Form B



Elta Fans Limited certifies that the Axial Fans shown herein are licensed to bear the AMCA Seal. The ratings shown are based on tests and procedures performed in accordance with AMCA Publication 211 and comply with the requirements of the AMCA Certified Ratings Program. Performance certified is for Installation Type D: Ducted Inlet, Ducted Outlet. Performance ratings do not include the effects of appurtenances (accessories).



Zone		In-duct Sound Power Level (SWL) re 1pW									SPL dBA @ 3m*
		63Hz	125Hz	250Hz	500Hz	1kHz	2kHz	4kHz	8kHz	Total	
1	Inlet	For sound data please contact Elta Fans.									
	Outlet										
2	Inlet										
	Outlet										
3	Inlet										
	Outlet										
4	Inlet										
	Outlet										
5	Inlet										
	Outlet										
6	Inlet										
	Outlet										
7	Inlet										
	Outlet										
8	Inlet										
	Outlet										
9	Inlet										
	Outlet										

*Sound Pressure Level (SPL) is average spherical free-field re 20µPa, for comparative use only.
Power rating (watts, kW or BHP) does not include transmission losses.
The AMCA certified ratings seal applies to air performance only.



630-251-6

2880 r/min



Nominal Diameter

630mm



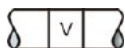
Hub Type

251



Number of Blades

6



BS ISO 5801:2017

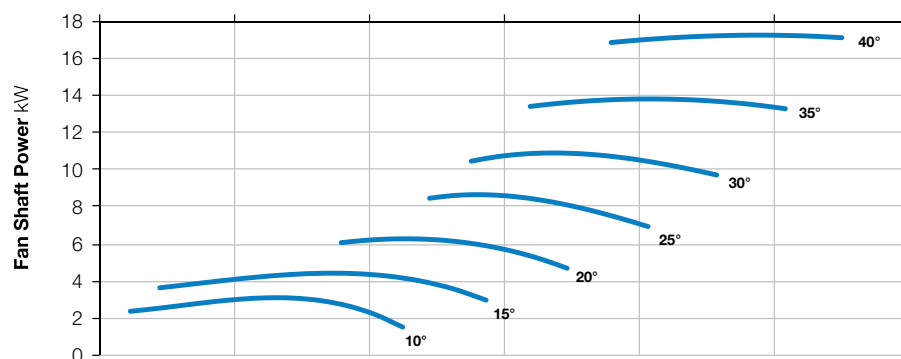
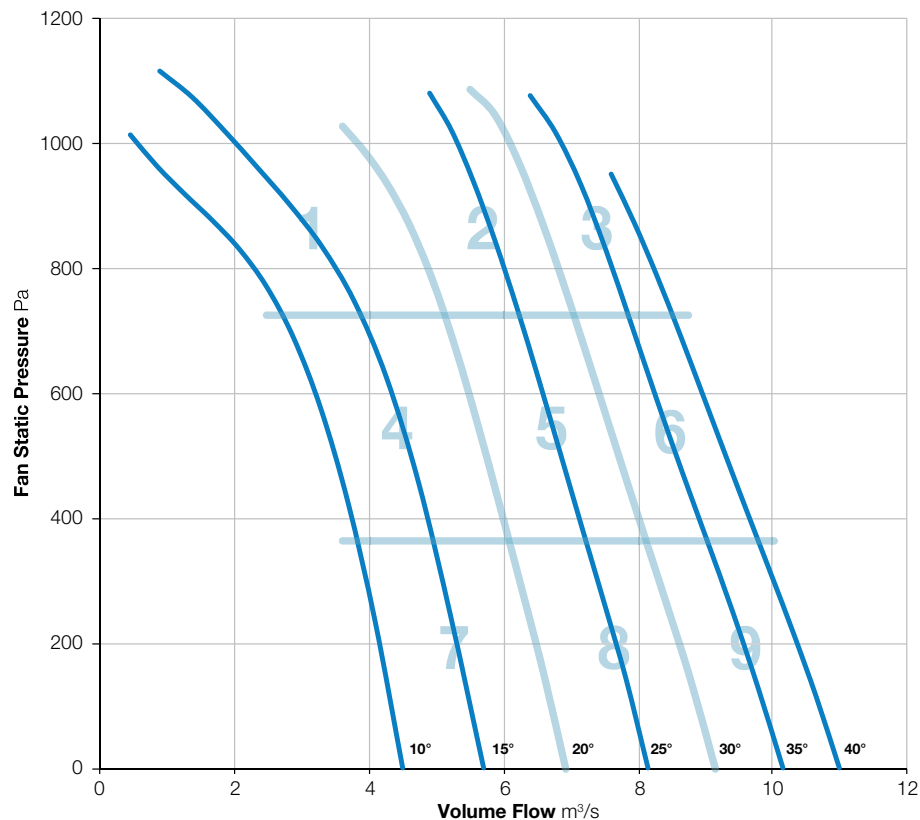
BS EN ISO 5136:2009

Type D installation

Form B



Elta Fans Limited certifies that the Axial Fans shown herein are licensed to bear the AMCA Seal. The ratings shown are based on tests and procedures performed in accordance with AMCA Publication 211 and comply with the requirements of the AMCA Certified Ratings Program. Performance certified is for Installation Type D: Ducted Inlet, Ducted Outlet. Performance ratings do not include the effects of appurtenances (accessories).



Zone		In-duct Sound Power Level (SWL) re 1pW									SPL dBA @ 3m*
		63Hz	125Hz	250Hz	500Hz	1kHz	2kHz	4kHz	8kHz	Total	
1	Inlet	92	93	97	96	95	89	87	81	102	78
	Outlet	92	93	96	95	93	87	85	80	101	77
2	Inlet	94	95	94	91	90	89	88	86	101	76
	Outlet	94	96	93	91	90	88	87	86	101	75
3	Inlet	99	101	98	96	94	92	92	90	106	80
	Outlet	99	101	98	95	94	92	92	91	106	80
4	Inlet	89	90	89	87	89	88	88	81	97	74
	Outlet	91	92	90	87	90	89	88	81	98	75
5	Inlet	93	94	92	90	89	88	87	84	100	75
	Outlet	93	94	92	89	89	88	87	84	100	74
6	Inlet	98	100	96	95	93	91	90	89	105	78
	Outlet	98	100	97	94	93	91	90	89	105	78
7	Inlet	87	89	87	84	86	86	86	77	95	72
	Outlet	88	90	88	85	89	86	87	77	96	73
8	Inlet	94	95	94	92	91	92	91	84	101	77
	Outlet	93	94	92	90	89	91	89	83	100	76
9	Inlet	98	100	97	94	93	91	90	87	105	78
	Outlet	98	100	98	93	93	91	90	87	105	78

*Sound Pressure Level (SPL) is average spherical free-field re 20μPa, for comparative use only.
Power rating (watts, kW or BHP) does not include transmission losses.
The AMCA certified ratings seal applies to air performance only.



630-251-9

2880 r/min



Nominal Diameter

630mm



Hub Type

251



Number of Blades

9



BS ISO 5801:2017

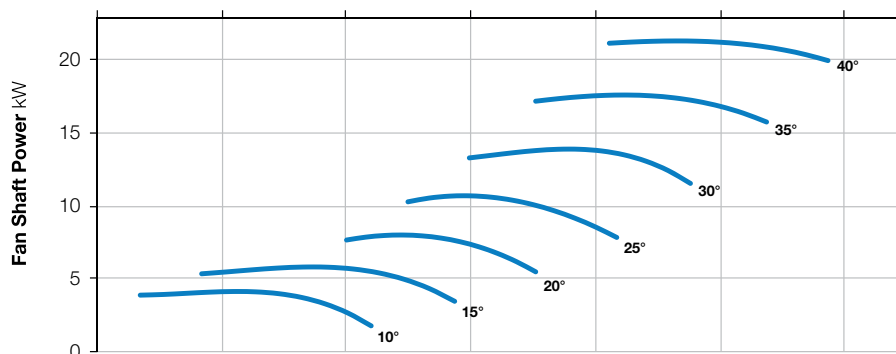
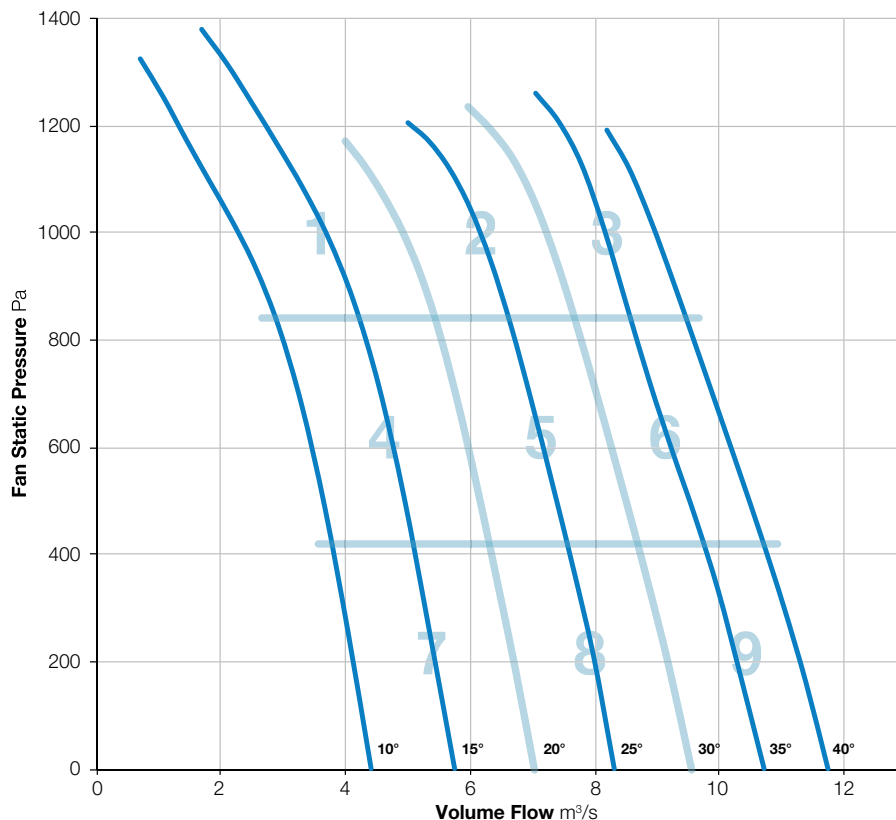
BS EN ISO 5136:2009

Type D installation

Form B



Elta Fans Limited certifies that the Axial Fans shown herein are licensed to bear the AMCA Seal. The ratings shown are based on tests and procedures performed in accordance with AMCA Publication 211 and comply with the requirements of the AMCA Certified Ratings Program. Performance certified is for Installation Type D: Ducted Inlet, Ducted Outlet. Performance ratings do not include the effects of appurtenances (accessories).



Zone		In-duct Sound Power Level (SWL) re 1pW									SPL dBA @ 3m*
		63Hz	125Hz	250Hz	500Hz	1kHz	2kHz	4kHz	8kHz	Total	
1	Inlet	94	92	89	92	97	95	94	88	103	81
	Outlet	95	93	89	92	97	97	95	88	103	82
2	Inlet	96	97	94	95	93	95	92	89	103	80
	Outlet	97	97	93	93	93	94	91	88	103	79
3	Inlet	98	99	98	96	95	94	94	91	105	81
	Outlet	100	100	98	95	95	94	93	90	106	80
4	Inlet	93	93	89	91	91	93	93	93	101	79
	Outlet	93	94	89	90	90	91	91	91	100	77
5	Inlet	95	96	92	93	92	95	91	89	102	79
	Outlet	97	98	93	92	91	96	91	88	103	79
6	Inlet	99	99	97	97	95	94	93	90	105	81
	Outlet	100	100	98	96	95	95	94	90	106	81
7	Inlet	92	91	88	91	91	92	92	92	100	78
	Outlet	91	91	88	90	90	91	91	90	99	77
8	Inlet	98	99	95	96	94	98	95	93	105	82
	Outlet	99	99	95	94	94	97	94	92	105	81
9	Inlet	100	100	98	98	96	95	95	92	106	82
	Outlet	101	100	100	97	97	95	95	92	107	82

*Sound Pressure Level (SPL) is average spherical free-field re 20μPa, for comparative use only.
Power rating (watts, kW or BHP) does not include transmission losses.
The AMCA certified ratings seal applies to air performance only.



630-251-12

2880 r/min



Nominal Diameter

630mm



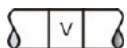
Hub Type

251



Number of Blades

12



BS ISO 5801:2017

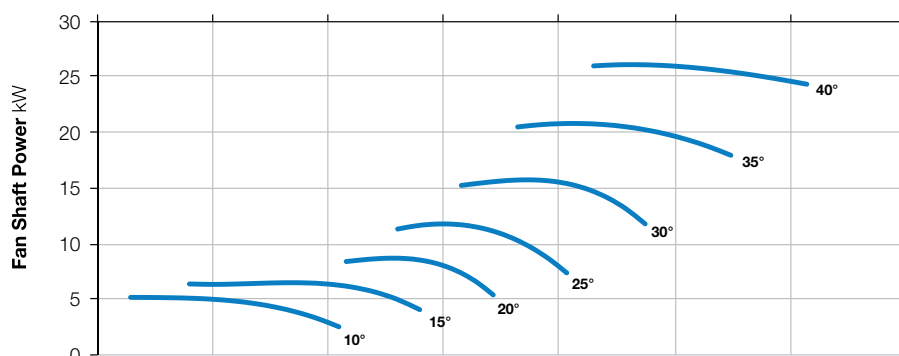
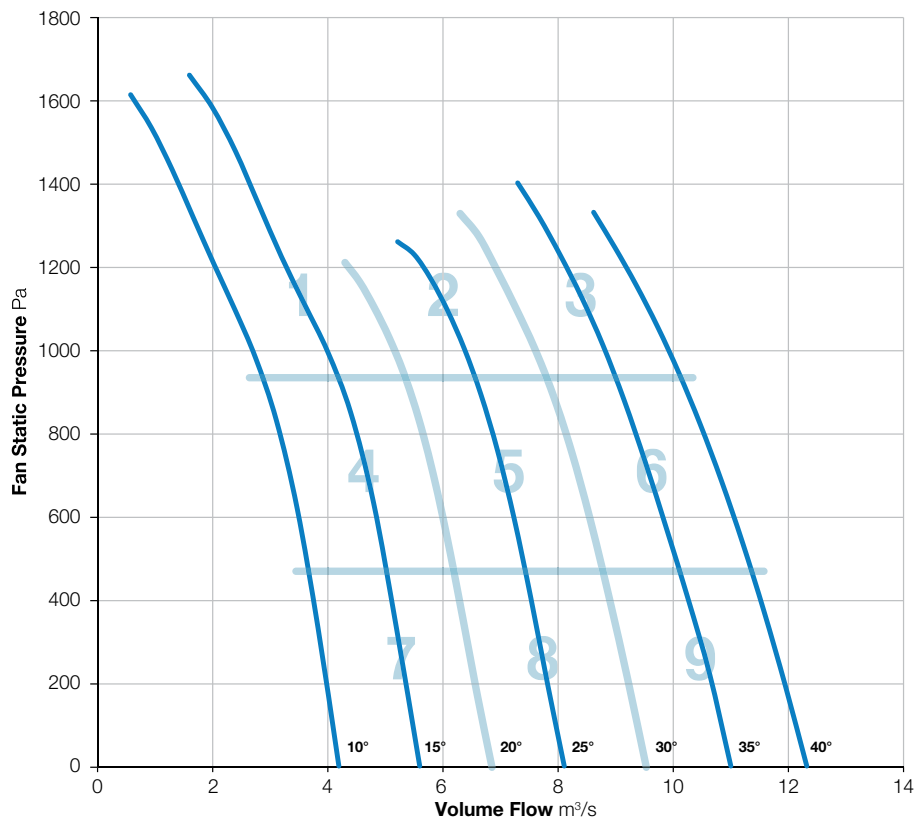
BS EN ISO 5136:2009

Type D installation

Form B



Elta Fans Limited certifies that the Axial Fans shown herein are licensed to bear the AMCA Seal. The ratings shown are based on tests and procedures performed in accordance with AMCA Publication 211 and comply with the requirements of the AMCA Certified Ratings Program. Performance certified is for Installation Type D: Ducted Inlet, Ducted Outlet. Performance ratings do not include the effects of appurtenances (accessories).



Zone		In-duct Sound Power Level (SWL) re 1pW									SPL dBA @ 3m*
		63Hz	125Hz	250Hz	500Hz	1kHz	2kHz	4kHz	8kHz	Total	
1	Inlet	96	90	89	91	102	99	96	90	106	85
	Outlet	97	93	89	91	100	98	97	89	105	84
2	Inlet	95	95	90	95	94	92	93	90	102	79
	Outlet	98	99	92	93	93	92	93	90	104	79
3	Inlet	98	100	94	97	95	93	93	90	105	80
	Outlet	101	103	96	95	94	93	93	90	107	80
4	Inlet	92	92	83	92	91	93	94	94	101	79
	Outlet	94	94	84	91	90	92	94	93	101	79
5	Inlet	93	96	90	95	93	92	93	91	102	79
	Outlet	97	99	93	94	92	92	93	91	104	79
6	Inlet	98	101	96	98	96	95	95	91	106	82
	Outlet	100	103	98	97	95	94	94	91	107	81
7	Inlet	89	89	86	93	93	92	94	95	101	80
	Outlet	91	91	86	92	92	92	94	94	101	79
8	Inlet	94	96	91	96	94	93	95	94	103	81
	Outlet	96	99	94	95	93	93	94	92	104	80
9	Inlet	98	100	97	98	97	96	97	94	106	83
	Outlet	101	103	101	98	97	96	98	93	108	83

*Sound Pressure Level (SPL) is average spherical free-field re 20μPa, for comparative use only.
Power rating (watts, kW or BHP) does not include transmission losses.
The AMCA certified ratings seal applies to air performance only.



630-252-3

2880 r/min



Nominal Diameter

630mm



Hub Type

252



Number of Blades

3

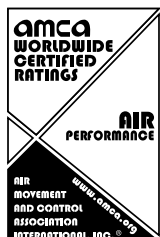


BS ISO 5801:2017

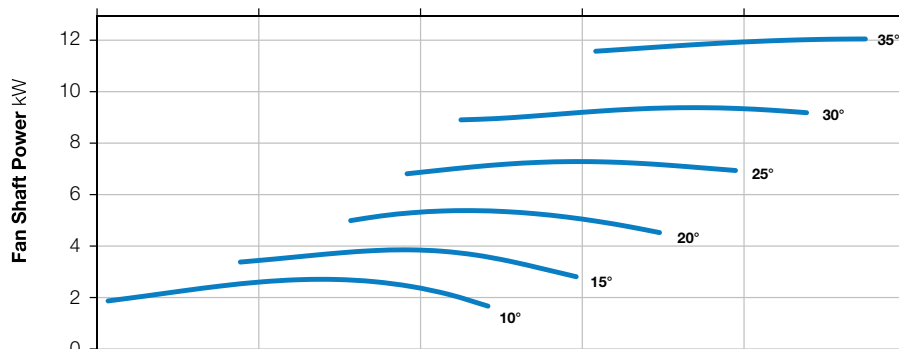
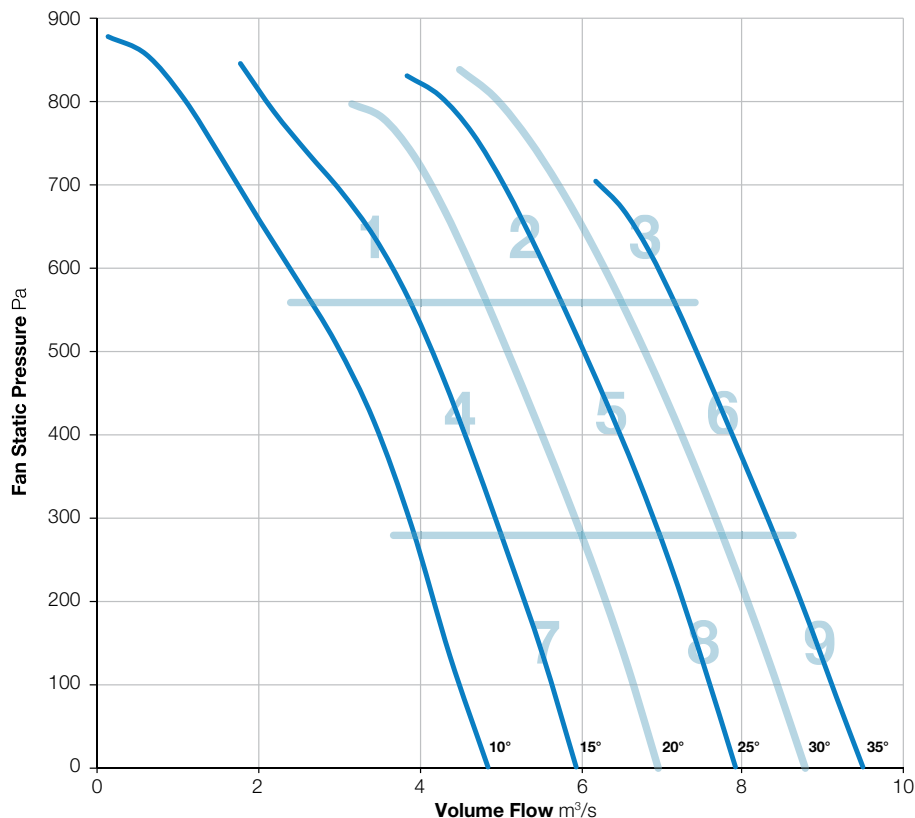
BS EN ISO 5136:2009

Type D installation

Form B



Elta Fans Limited certifies that the Axial Fans shown herein are licensed to bear the AMCA Seal. The ratings shown are based on tests and procedures performed in accordance with AMCA Publication 211 and comply with the requirements of the AMCA Certified Ratings Program. Performance certified is for Installation Type D: Ducted Inlet, Ducted Outlet. Performance ratings do not include the effects of appurtenances (accessories).



Zone		In-duct Sound Power Level (SWL) re 1pW									SPL dBA @ 3m*
		63Hz	125Hz	250Hz	500Hz	1kHz	2kHz	4kHz	8kHz	Total	
1	Inlet	For sound data please contact Elta Fans.									
	Outlet										
2	Inlet										
	Outlet										
3	Inlet										
	Outlet										
4	Inlet										
	Outlet										
5	Inlet										
	Outlet										
6	Inlet										
	Outlet										
7	Inlet										
	Outlet										
8	Inlet										
	Outlet										
9	Inlet										
	Outlet										

*Sound Pressure Level (SPL) is average spherical free-field re 20µPa, for comparative use only.
Power rating (watts, kW or BHP) does not include transmission losses.
The AMCA certified ratings seal applies to air performance only.



630-252-6

2880 r/min



Nominal Diameter

630mm



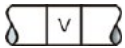
Hub Type

252



Number of Blades

6



BS ISO 5801:2017

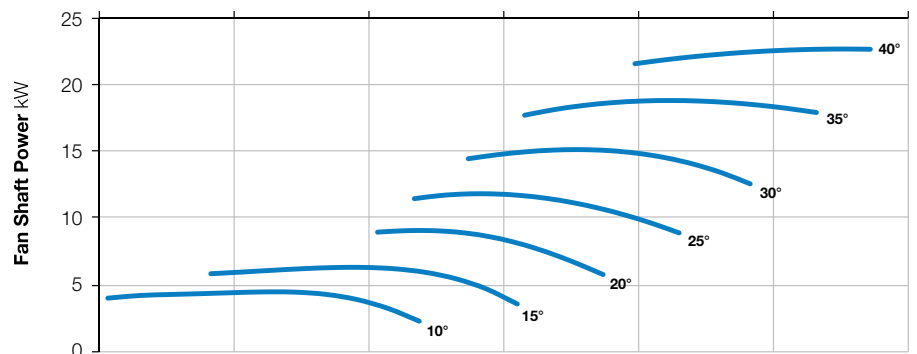
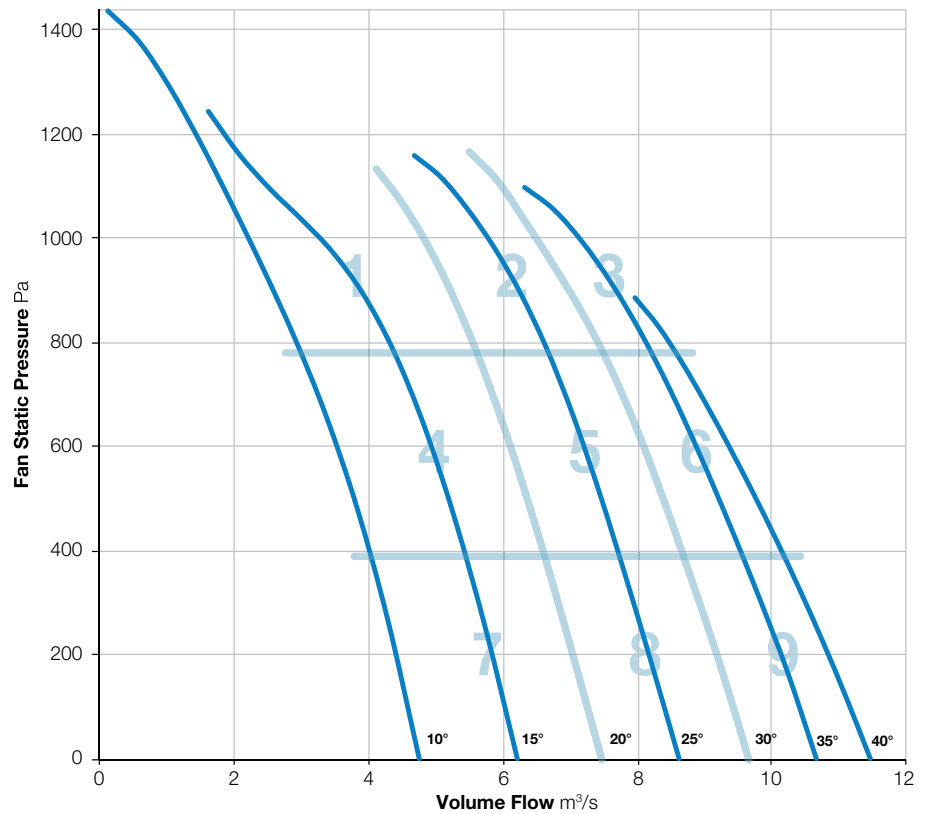
BS EN ISO 5136:2009

Type D installation

Form B



Elta Fans Limited certifies that the Axial Fans shown herein are licensed to bear the AMCA Seal. The ratings shown are based on tests and procedures performed in accordance with AMCA Publication 211 and comply with the requirements of the AMCA Certified Ratings Program. Performance certified is for Installation Type D: Ducted Inlet, Ducted Outlet. Performance ratings do not include the effects of appurtenances (accessories).



Zone		In-duct Sound Power Level (SWL) re 1pW									SPL dBA @ 3m*
		63Hz	125Hz	250Hz	500Hz	1kHz	2kHz	4kHz	8kHz	Total	
1	Inlet	For sound data please contact Elta Fans.									
	Outlet										
2	Inlet										
	Outlet										
3	Inlet										
	Outlet										
4	Inlet										
	Outlet										
5	Inlet										
	Outlet										
6	Inlet										
	Outlet										
7	Inlet										
	Outlet										
8	Inlet										
	Outlet										
9	Inlet										
	Outlet										

*Sound Pressure Level (SPL) is average spherical free-field re 20μPa, for comparative use only.
Power rating (watts, kW or BHP) does not include transmission losses.
The AMCA certified ratings seal applies to air performance only.



630-252-9

2880 r/min



Nominal Diameter

630mm



Hub Type

252



Number of Blades

9



BS ISO 5801:2017

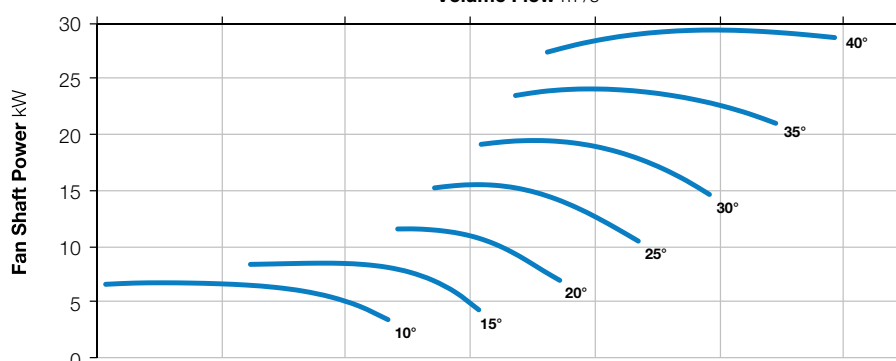
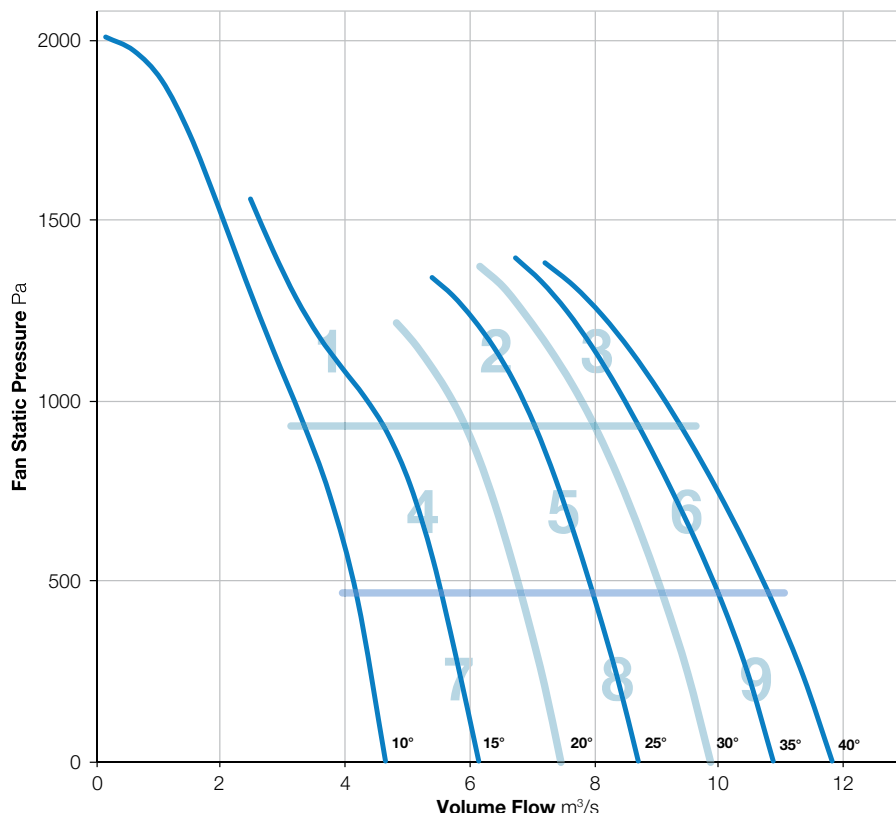
BS EN ISO 5136:2009

Type D installation

Form B



Elta Fans Limited certifies that the Axial Fans shown herein are licensed to bear the AMCA Seal. The ratings shown are based on tests and procedures performed in accordance with AMCA Publication 211 and comply with the requirements of the AMCA Certified Ratings Program. Performance certified is for Installation Type D: Ducted Inlet, Ducted Outlet. Performance ratings do not include the effects of appurtenances (accessories).



Zone		In-duct Sound Power Level (SWL) re 1pW									SPL dBA @ 3m*
		63Hz	125Hz	250Hz	500Hz	1kHz	2kHz	4kHz	8kHz	Total	
1	Inlet	For sound data please contact Elta Fans.									
	Outlet										
2	Inlet										
	Outlet										
3	Inlet										
	Outlet										
4	Inlet										
	Outlet										
5	Inlet										
	Outlet										
6	Inlet										
	Outlet										
7	Inlet										
	Outlet										
8	Inlet										
	Outlet										
9	Inlet										
	Outlet										

*Sound Pressure Level (SPL) is average spherical free-field re 20µPa, for comparative use only.
Power rating (watts, kW or BHP) does not include transmission losses.
The AMCA certified ratings seal applies to air performance only.



710-131-3

720 r/min



Nominal Diameter

710mm



Hub Type

131



Number of Blades

3



BS ISO 5801:2017

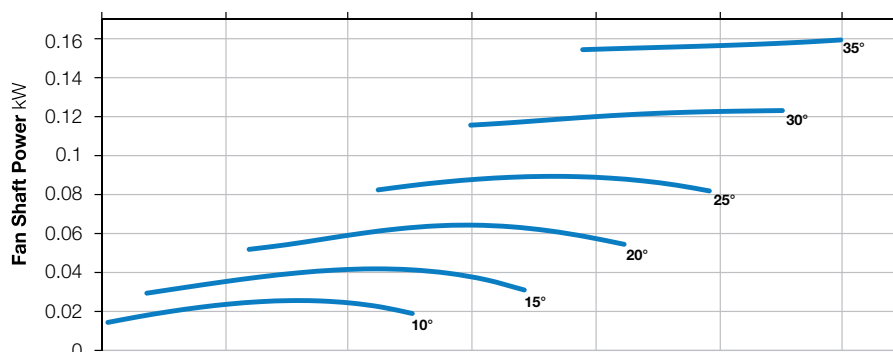
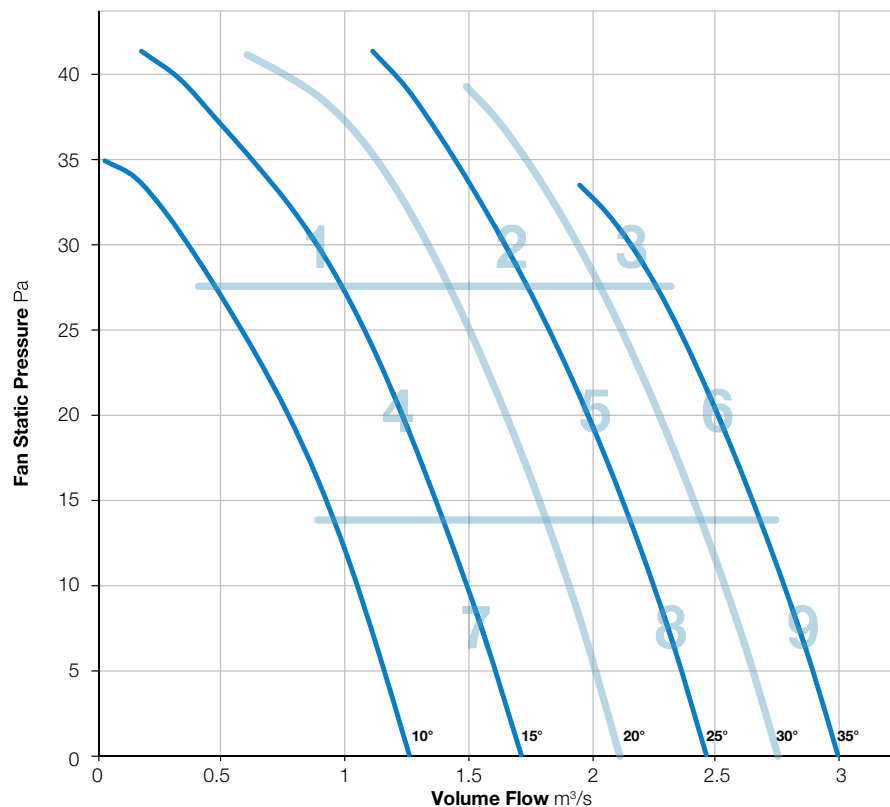
BS EN ISO 5136:2009

Type D installation

Form B



Elta Fans Limited certifies that the Axial Fans shown herein are licensed to bear the AMCA Seal. The ratings shown are based on tests and procedures performed in accordance with AMCA Publication 211 and comply with the requirements of the AMCA Certified Ratings Program. Performance certified is for Installation Type D: Ducted Inlet, Ducted Outlet. Performance ratings do not include the effects of appurtenances (accessories).



Zone		In-duct Sound Power Level (SWL) re 1pW									SPL dBA @ 3m*
		63Hz	125Hz	250Hz	500Hz	1kHz	2kHz	4kHz	8kHz	Total	
1	Inlet	68	74	71	67	64	63	60	52	77	50
	Outlet	69	74	70	67	63	62	60	54	77	49
2	Inlet	68	63	63	64	64	65	63	56	73	50
	Outlet	69	63	63	63	64	64	63	58	73	49
3	Inlet	72	69	67	67	66	66	64	58	77	52
	Outlet	74	68	66	66	66	66	64	60	77	51
4	Inlet	64	61	62	63	64	66	61	50	72	50
	Outlet	65	61	61	63	63	65	60	51	71	49
5	Inlet	70	67	63	63	62	63	61	54	74	48
	Outlet	71	66	63	62	61	62	61	56	74	47
6	Inlet	74	70	66	67	66	66	64	58	77	52
	Outlet	75	69	66	66	66	66	65	61	78	52
7	Inlet	66	63	61	62	63	67	60	49	72	50
	Outlet	67	63	61	62	62	66	58	49	72	49
8	Inlet	71	67	64	64	62	63	61	54	74	48
	Outlet	72	67	63	63	61	62	60	56	75	47
9	Inlet	74	70	66	67	66	66	64	58	77	52
	Outlet	75	69	66	66	66	66	65	61	78	52

*Sound Pressure Level (SPL) is average spherical free-field re 20μPa, for comparative use only.
Power rating (watts, kW or BHP) does not include transmission losses.
The AMCA certified ratings seal applies to air performance only.



710-131-6

720 r/min



Nominal Diameter

710mm



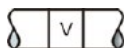
Hub Type

131



Number of Blades

6



BS ISO 5801:2017

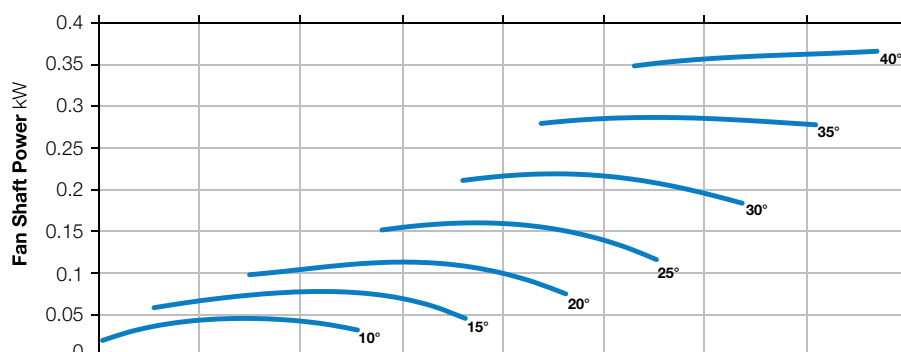
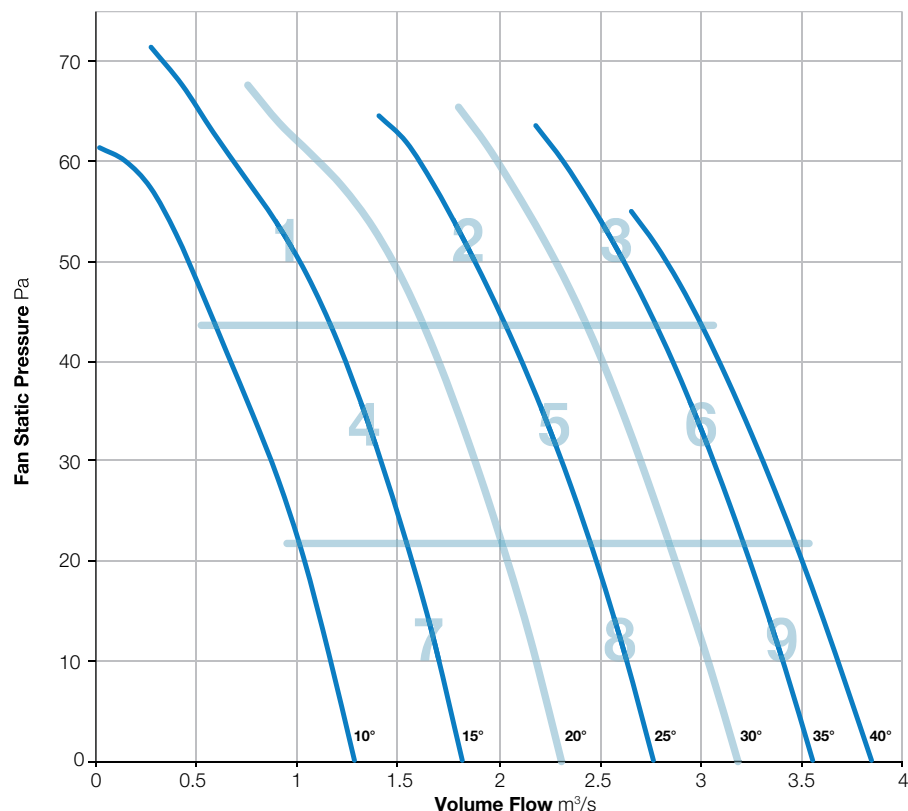
BS EN ISO 5136:2009

Type D installation

Form B



Elta Fans Limited certifies that the Axial Fans shown herein are licensed to bear the AMCA Seal. The ratings shown are based on tests and procedures performed in accordance with AMCA Publication 211 and comply with the requirements of the AMCA Certified Ratings Program. Performance certified is for Installation Type D: Ducted Inlet, Ducted Outlet. Performance ratings do not include the effects of appurtenances (accessories).



Zone		In-duct Sound Power Level (SWL) re 1pW									SPL dBA @ 3m*
		63Hz	125Hz	250Hz	500Hz	1kHz	2kHz	4kHz	8kHz	Total	
1	Inlet	79	73	69	68	65	64	62	53	81	51
	Outlet	79	74	68	66	64	63	61	55	81	50
2	Inlet	72	69	72	71	68	67	65	58	78	54
	Outlet	73	68	71	70	67	67	65	60	78	53
3	Inlet	76	71	69	72	68	68	66	60	80	54
	Outlet	77	71	69	69	68	68	67	63	80	54
4	Inlet	66	65	68	69	70	69	62	52	76	54
	Outlet	67	64	67	69	69	68	61	52	76	53
5	Inlet	75	70	67	67	66	66	63	55	78	51
	Outlet	76	69	67	66	65	65	63	57	78	51
6	Inlet	78	73	69	73	68	68	66	60	81	54
	Outlet	79	73	70	70	67	67	66	62	81	53
7	Inlet	69	65	63	65	64	68	60	51	74	51
	Outlet	69	65	63	63	63	67	59	50	74	50
8	Inlet	76	71	67	67	66	67	63	54	79	52
	Outlet	77	70	67	67	65	66	63	56	79	51
9	Inlet	78	73	69	73	68	68	66	60	81	54
	Outlet	79	73	70	70	67	67	66	62	81	53

*Sound Pressure Level (SPL) is average spherical free-field re 20μPa, for comparative use only.
Power rating (watts, kW or BHP) does not include transmission losses.
The AMCA certified ratings seal applies to air performance only.



710-181-3

720 r/min



Nominal Diameter

710mm



Hub Type

181



Number of Blades

3

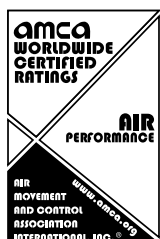


BS ISO 5801:2017

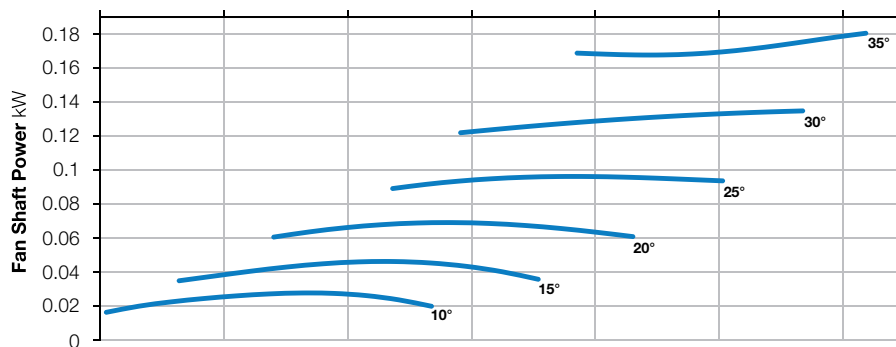
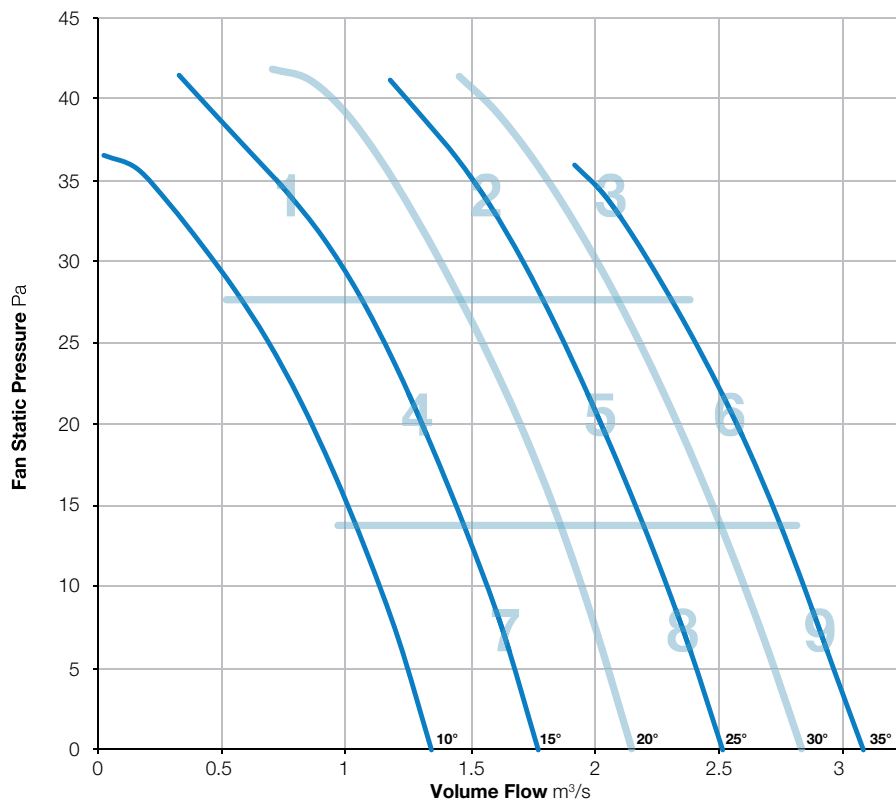
BS EN ISO 5136:2009

Type D installation

Form B



Elta Fans Limited certifies that the Axial Fans shown herein are licensed to bear the AMCA Seal. The ratings shown are based on tests and procedures performed in accordance with AMCA Publication 211 and comply with the requirements of the AMCA Certified Ratings Program. Performance certified is for Installation Type D: Ducted Inlet, Ducted Outlet. Performance ratings do not include the effects of appurtenances (accessories).



Zone		In-duct Sound Power Level (SWL) re 1pW									SPL dBA @ 3m*
		63Hz	125Hz	250Hz	500Hz	1kHz	2kHz	4kHz	8kHz	Total	
1	Inlet	68	74	71	67	64	63	60	52	77	50
	Outlet	69	74	70	67	63	62	60	54	77	49
2	Inlet	68	63	63	64	64	65	63	56	73	50
	Outlet	69	63	63	63	64	64	63	58	73	49
3	Inlet	73	70	68	68	67	67	65	59	78	53
	Outlet	75	69	67	67	67	67	65	61	78	52
4	Inlet	64	61	62	63	64	66	61	50	72	50
	Outlet	65	61	61	63	63	65	60	51	71	49
5	Inlet	71	68	64	64	63	64	62	55	75	49
	Outlet	72	67	64	63	62	63	62	57	75	48
6	Inlet	74	70	66	67	66	66	64	58	77	52
	Outlet	75	69	66	66	66	66	65	61	78	52
7	Inlet	66	63	61	62	63	67	60	49	72	50
	Outlet	67	63	61	62	62	66	58	49	72	49
8	Inlet	71	67	64	64	62	63	61	54	74	48
	Outlet	72	67	63	63	61	62	60	56	75	47
9	Inlet	74	70	66	67	66	66	64	58	77	52
	Outlet	75	69	66	66	66	66	65	61	78	52

*Sound Pressure Level (SPL) is average spherical free-field re 20μPa, for comparative use only.
Power rating (watts, kW or BHP) does not include transmission losses.
The AMCA certified ratings seal applies to air performance only.



710-181-6

720 r/min



Nominal Diameter

710mm



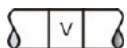
Hub Type

181



Number of Blades

6



BS ISO 5801:2017

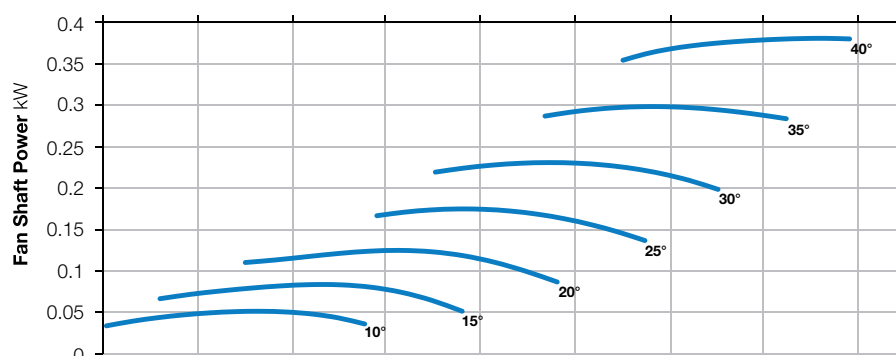
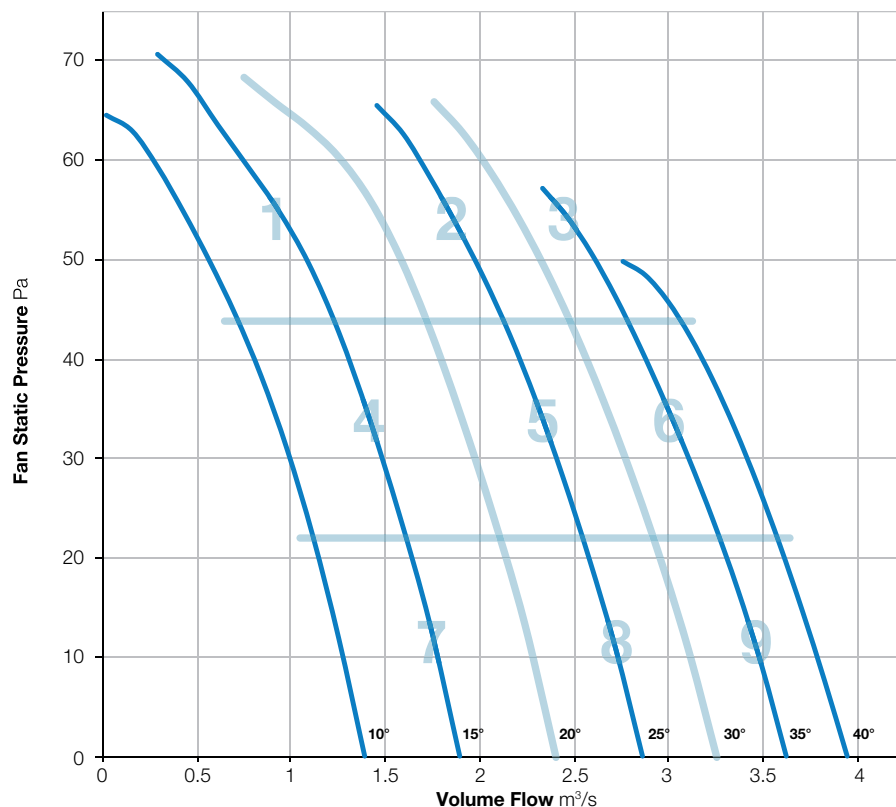
BS EN ISO 5136:2009

Type D installation

Form B



Elta Fans Limited certifies that the Axial Fans shown herein are licensed to bear the AMCA Seal. The ratings shown are based on tests and procedures performed in accordance with AMCA Publication 211 and comply with the requirements of the AMCA Certified Ratings Program. Performance certified is for Installation Type D: Ducted Inlet, Ducted Outlet. Performance ratings do not include the effects of appurtenances (accessories).



Zone		In-duct Sound Power Level (SWL) re 1pW									SPL dBA @ 3m*
		63Hz	125Hz	250Hz	500Hz	1kHz	2kHz	4kHz	8kHz	Total	
1	Inlet	69	72	77	73	68	66	62	54	80	54
	Outlet	71	72	76	72	67	65	61	55	80	53
2	Inlet	70	69	68	69	67	66	64	57	76	52
	Outlet	72	69	68	70	67	66	64	59	77	52
3	Inlet	73	73	69	70	67	66	65	60	79	53
	Outlet	76	73	69	71	66	65	66	63	80	53
4	Inlet	64	65	65	66	68	69	62	53	75	53
	Outlet	65	65	64	65	67	68	62	54	74	52
5	Inlet	71	72	67	67	67	67	63	55	77	52
	Outlet	73	71	66	68	66	66	62	57	77	51
6	Inlet	75	74	70	71	67	66	65	60	80	53
	Outlet	77	74	69	72	66	65	65	62	80	53
7	Inlet	65	66	62	64	64	67	60	50	73	50
	Outlet	66	66	62	63	63	67	59	50	73	50
8	Inlet	72	72	67	67	67	67	63	55	77	52
	Outlet	74	71	66	68	67	66	62	56	78	52
9	Inlet	75	74	70	71	67	66	65	60	80	53
	Outlet	77	74	69	72	66	65	65	62	80	53

*Sound Pressure Level (SPL) is average spherical free-field re 20μPa, for comparative use only.
Power rating (watts, kW or BHP) does not include transmission losses.
The AMCA certified ratings seal applies to air performance only.



710-181-9

720 r/min



Nominal Diameter

710mm



Hub Type

181



Number of Blades

9

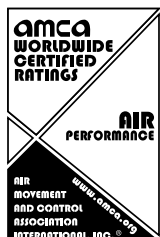


BS ISO 5801:2017

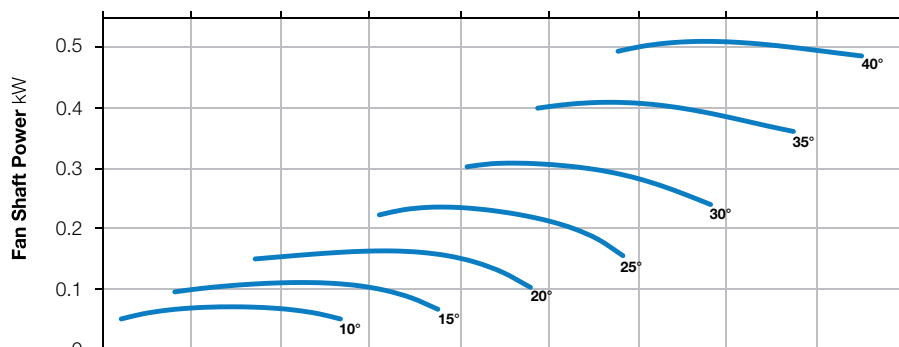
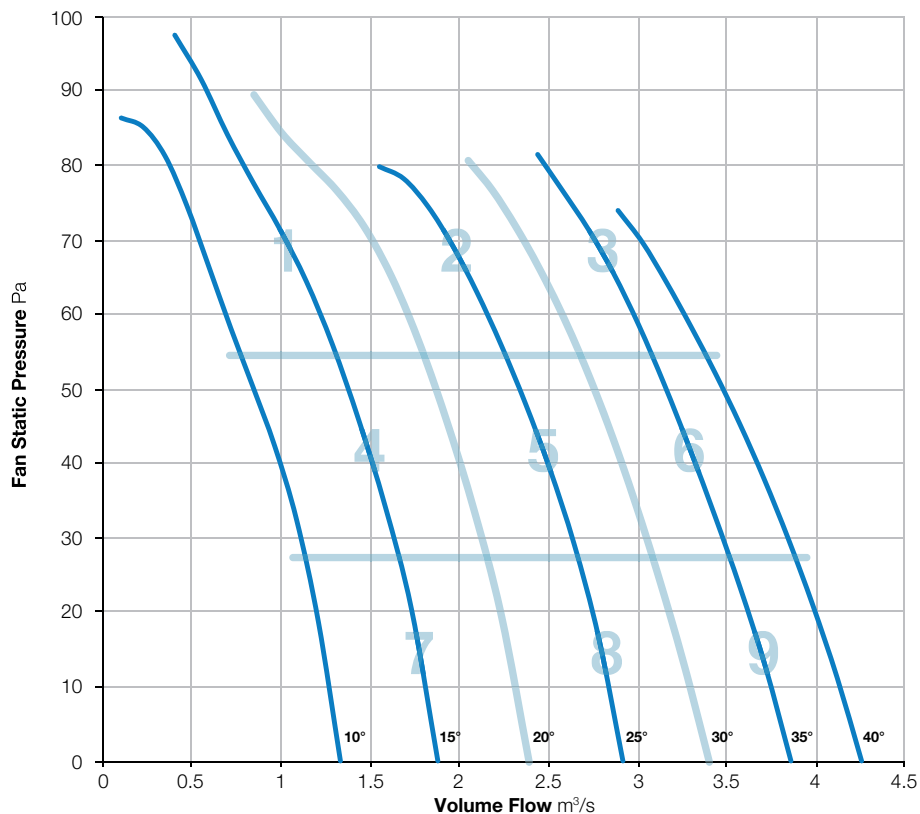
BS EN ISO 5136:2009

Type D installation

Form B



Elta Fans Limited certifies that the Axial Fans shown herein are licensed to bear the AMCA Seal. The ratings shown are based on tests and procedures performed in accordance with AMCA Publication 211 and comply with the requirements of the AMCA Certified Ratings Program. Performance certified is for Installation Type D: Ducted Inlet, Ducted Outlet. Performance ratings do not include the effects of appurtenances (accessories).



Zone		In-duct Sound Power Level (SWL) re 1pW									SPL dBA @ 3m*
		63Hz	125Hz	250Hz	500Hz	1kHz	2kHz	4kHz	8kHz	Total	
1	Inlet	71	79	77	72	68	66	62	55	82	54
	Outlet	71	79	76	71	67	65	62	56	82	53
2	Inlet	68	71	69	71	68	68	64	58	77	54
	Outlet	71	71	68	72	68	67	64	59	78	54
3	Inlet	72	75	70	74	69	67	65	60	80	55
	Outlet	76	75	70	76	68	67	66	63	81	56
4	Inlet	64	67	70	70	72	71	64	54	78	56
	Outlet	66	67	68	69	70	70	63	54	77	54
5	Inlet	68	73	68	70	69	69	65	57	78	54
	Outlet	73	74	68	71	68	68	63	57	79	53
6	Inlet	74	77	72	76	70	68	65	59	82	56
	Outlet	78	77	71	78	69	67	65	62	83	57
7	Inlet	64	69	65	68	66	69	63	54	75	53
	Outlet	65	69	65	67	65	69	61	53	75	52
8	Inlet	69	74	69	70	69	70	65	56	79	54
	Outlet	73	74	69	71	68	69	63	57	79	54
9	Inlet	74	77	72	76	70	68	65	59	82	56
	Outlet	78	77	71	78	69	67	65	62	83	57

*Sound Pressure Level (SPL) is average spherical free-field re 20μPa, for comparative use only.
Power rating (watts, kW or BHP) does not include transmission losses.
The AMCA certified ratings seal applies to air performance only.



710-182-3

720 r/min



Nominal Diameter

710mm



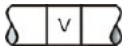
Hub Type

182



Number of Blades

3



BS ISO 5801:2017

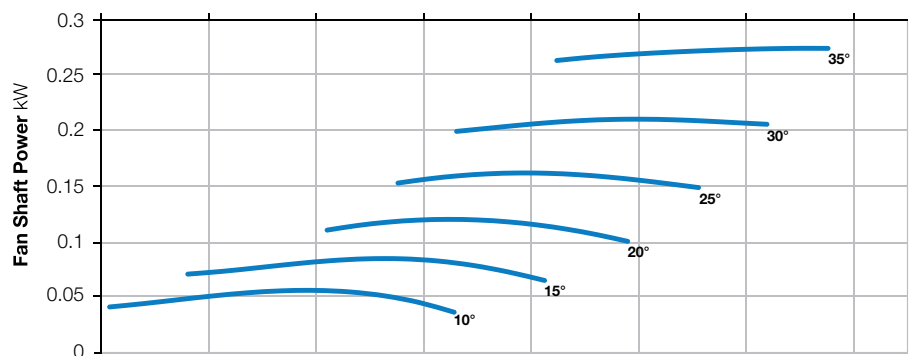
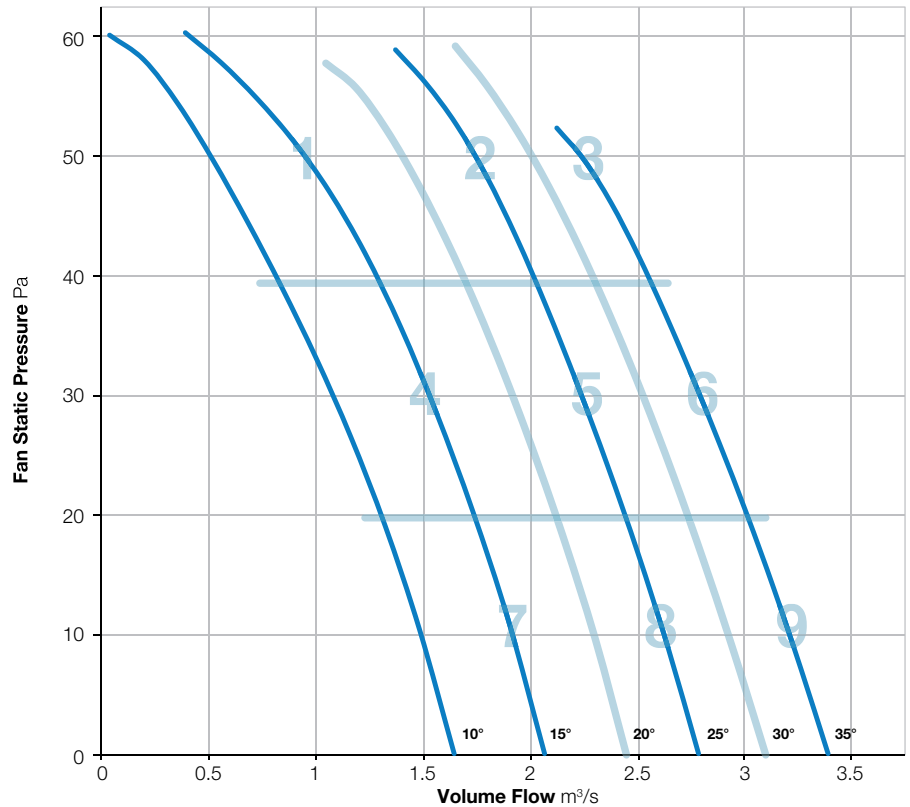
BS EN ISO 5136:2009

Type D installation

Form B



Elta Fans Limited certifies that the Axial Fans shown herein are licensed to bear the AMCA Seal. The ratings shown are based on tests and procedures performed in accordance with AMCA Publication 211 and comply with the requirements of the AMCA Certified Ratings Program. Performance certified is for Installation Type D: Ducted Inlet, Ducted Outlet. Performance ratings do not include the effects of appurtenances (accessories).



Zone		In-duct Sound Power Level (SWL) re 1pW									SPL dBA @ 3m*
		63Hz	125Hz	250Hz	500Hz	1kHz	2kHz	4kHz	8kHz	Total	
1	Inlet	For sound data please contact Elta Fans.									
	Outlet										
2	Inlet										
	Outlet										
3	Inlet										
	Outlet										
4	Inlet										
	Outlet										
5	Inlet										
	Outlet										
6	Inlet										
	Outlet										
7	Inlet										
	Outlet										
8	Inlet										
	Outlet										
9	Inlet										
	Outlet										

*Sound Pressure Level (SPL) is average spherical free-field re 20µPa, for comparative use only.
Power rating (watts, kW or BHP) does not include transmission losses.
The AMCA certified ratings seal applies to air performance only.



710-182-6

720 r/min



Nominal Diameter

710mm



Hub Type

182



Number of Blades

6



BS ISO 5801:2017

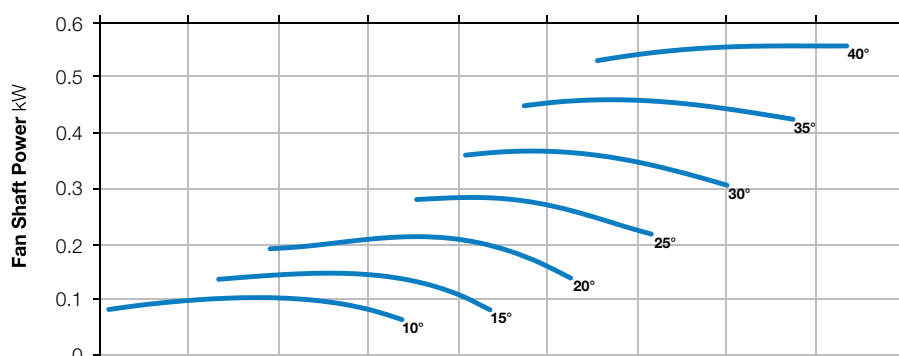
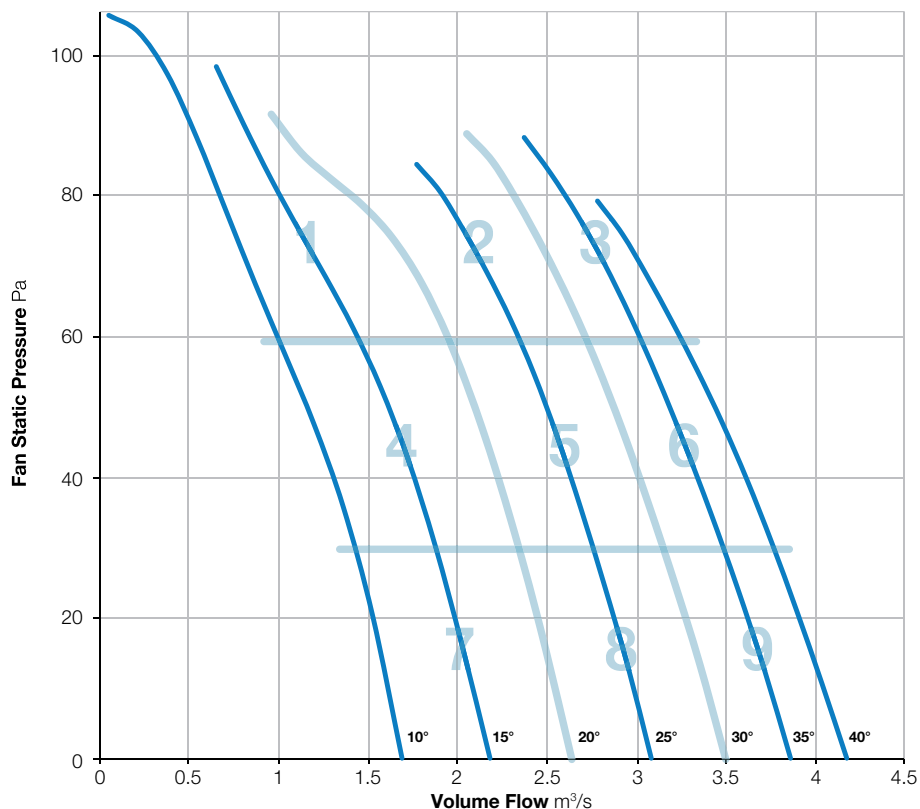
BS ISO 13347-2:2004

Type D installation

Form B



Elta Fans Limited certifies that the Axial Fans shown herein are licensed to bear the AMCA Seal. The ratings shown are based on tests and procedures performed in accordance with AMCA Publications 211 & 311 and comply with the requirements of the AMCA Certified Ratings Program. Performance certified is for Installation Type D: Ducted Inlet, Ducted Outlet. Performance ratings do not include the effects of appurtenances (accessories).



Zone		In-duct Sound Power Level (SWL) re 1pW									SPL dBA @ 3m*
		63Hz	125Hz	250Hz	500Hz	1kHz	2kHz	4kHz	8kHz	Total	
1	Inlet	78	76	74	73	68	64	58	52	82	53
	Outlet	85	79	74	74	68	64	59	54	87	54
2	Inlet	76	71	69	76	68	65	60	56	80	55
	Outlet	80	78	70	77	67	67	62	60	84	56
3	Inlet	83	75	69	72	67	65	63	61	84	53
	Outlet	85	81	70	73	67	65	64	63	87	54
4	Inlet	73	68	69	74	66	61	54	47	78	52
	Outlet	76	77	67	73	66	61	55	48	81	52
5	Inlet	75	70	68	74	67	64	59	53	79	53
	Outlet	78	78	67	74	66	64	59	55	82	53
6	Inlet	80	74	68	72	68	65	61	59	82	53
	Outlet	81	82	69	72	67	64	63	62	85	53
7	Inlet	75	71	66	70	65	59	53	48	78	50
	Outlet	78	78	68	71	65	59	54	47	82	51
8	Inlet	79	71	68	75	67	64	57	51	81	54
	Outlet	81	80	70	75	67	64	58	53	84	54
9	Inlet	81	73	70	70	69	66	62	58	83	53
	Outlet	84	78	68	72	70	67	64	60	86	54

*Sound Pressure Level (SPL) is average spherical free-field re 20μPa, for comparative use only. dBA levels are not licensed by AMCA International.

Power rating (watts, kW or BHP) does not include transmission losses.

The sound power level ratings shown are in decibels, referred to 10⁻¹² watts, calculated per AMCA Standard 301. Values shown are for inlet L_{wa} and outlet L_{wo} sound power levels for Installation Type D: ducted inlet, ducted outlet. Ratings include the effect of duct end correction.



710-251-3

720 r/min



Nominal Diameter

710mm



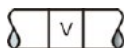
Hub Type

251



Number of Blades

3



BS ISO 5801:2017

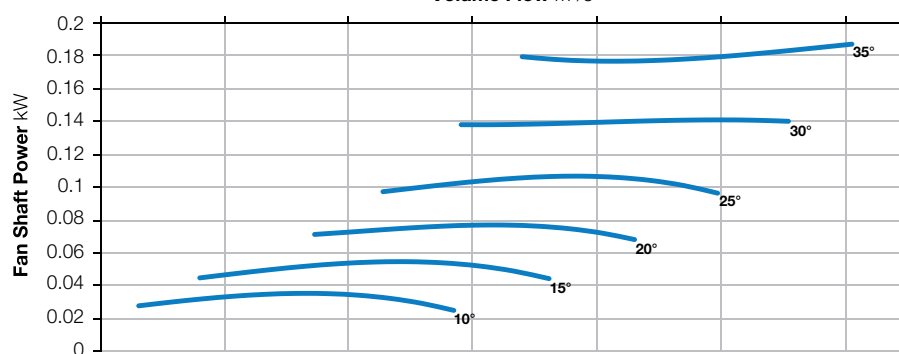
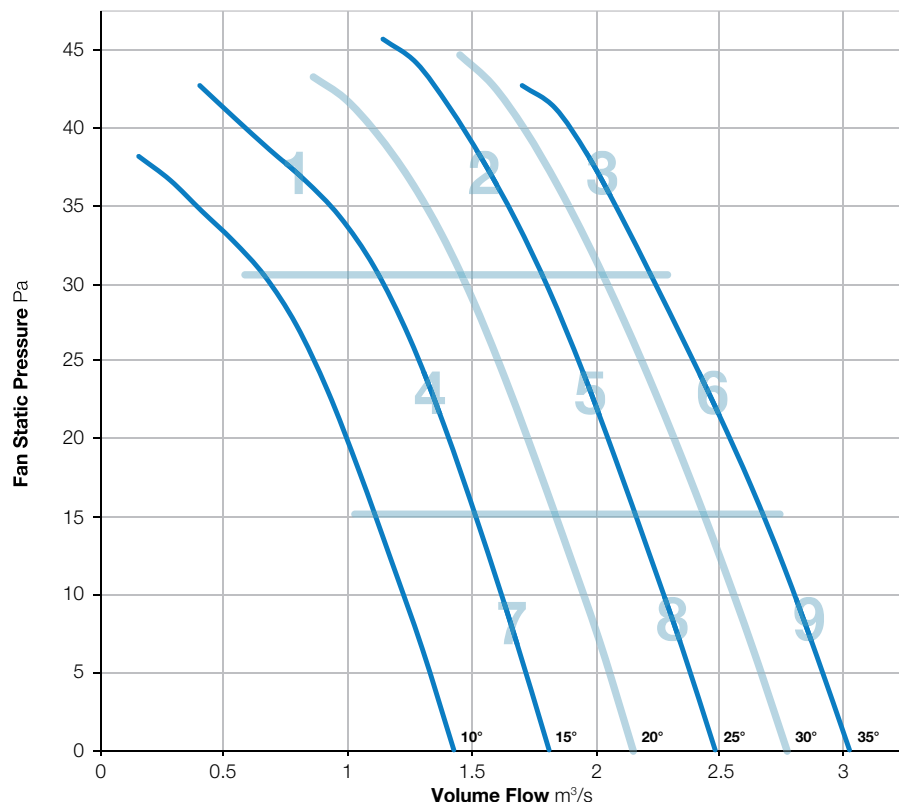
BS EN ISO 5136:2009

Type D installation

Form B



Elta Fans Limited certifies that the Axial Fans shown herein are licensed to bear the AMCA Seal. The ratings shown are based on tests and procedures performed in accordance with AMCA Publication 211 and comply with the requirements of the AMCA Certified Ratings Program. Performance certified is for Installation Type D: Ducted Inlet, Ducted Outlet. Performance ratings do not include the effects of appurtenances (accessories).



Zone		In-duct Sound Power Level (SWL) re 1pW									SPL dBA @ 3m*
		63Hz	125Hz	250Hz	500Hz	1kHz	2kHz	4kHz	8kHz	Total	
1	Inlet	68	68	72	69	65	62	58	50	76	50
	Outlet	69	68	71	68	64	62	58	52	76	50
2	Inlet	70	70	66	65	64	62	61	52	75	49
	Outlet	70	69	66	65	63	61	61	55	75	48
3	Inlet	77	74	70	68	67	65	62	54	80	52
	Outlet	78	74	70	69	66	64	62	56	81	51
4	Inlet	65	65	63	63	64	64	59	49	72	49
	Outlet	66	65	63	62	63	63	58	50	72	48
5	Inlet	70	67	64	64	63	62	60	51	74	48
	Outlet	71	67	63	64	63	61	60	54	74	48
6	Inlet	74	69	66	67	66	64	63	56	77	51
	Outlet	75	69	67	68	65	64	63	58	78	51
7	Inlet	66	64	61	63	65	66	58	47	72	50
	Outlet	66	64	61	61	64	65	57	48	72	49
8	Inlet	71	67	64	65	64	62	59	51	75	48
	Outlet	71	67	64	65	63	61	59	53	74	48
9	Inlet	74	69	66	67	66	64	63	56	77	51
	Outlet	75	69	67	68	65	64	63	58	78	51

*Sound Pressure Level (SPL) is average spherical free-field re 20µPa, for comparative use only.
Power rating (watts, kW or BHP) does not include transmission losses.
The AMCA certified ratings seal applies to air performance only.



710-251-6

720 r/min



Nominal Diameter

710mm



Hub Type

251



Number of Blades

6



BS ISO 5801:2017

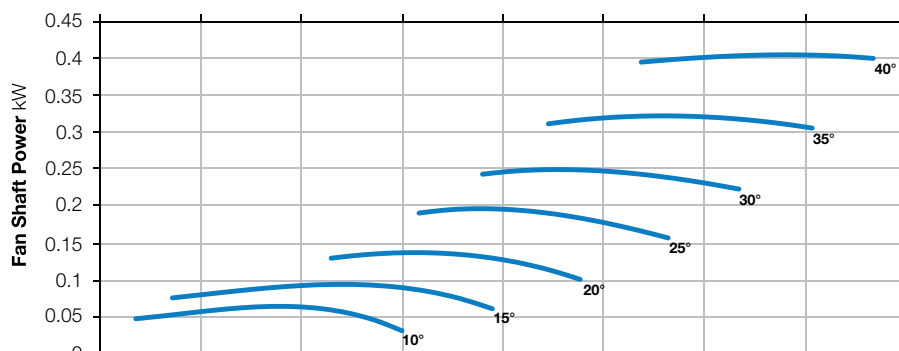
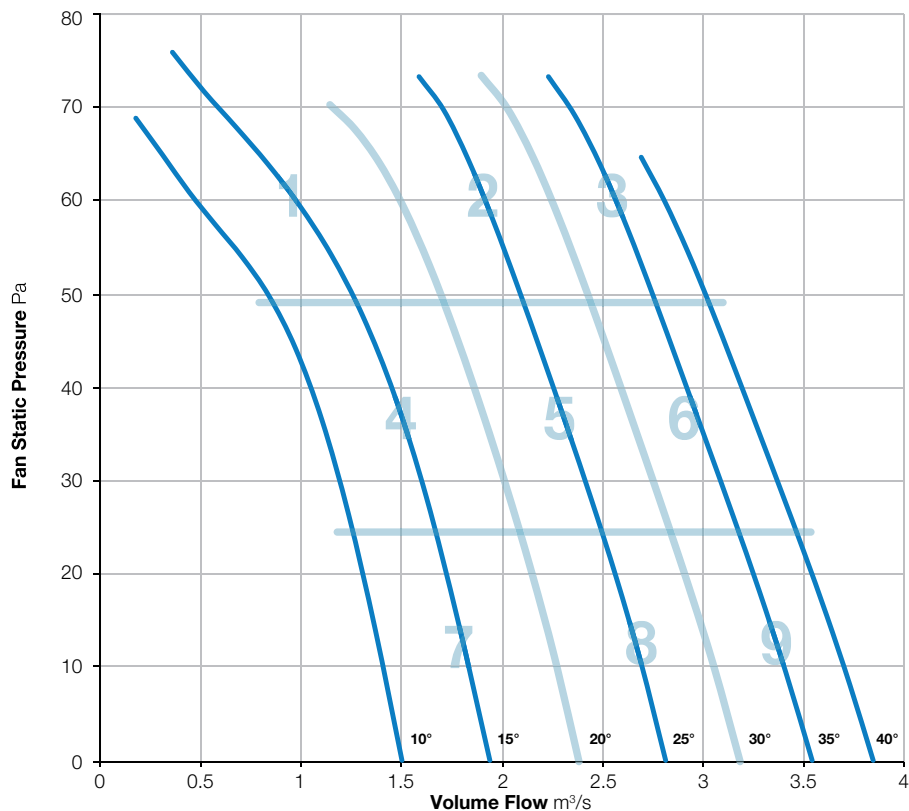
BS EN ISO 5136:2009

Type D installation

Form B



Elta Fans Limited certifies that the Axial Fans shown herein are licensed to bear the AMCA Seal. The ratings shown are based on tests and procedures performed in accordance with AMCA Publication 211 and comply with the requirements of the AMCA Certified Ratings Program. Performance certified is for Installation Type D: Ducted Inlet, Ducted Outlet. Performance ratings do not include the effects of appurtenances (accessories).



Zone		In-duct Sound Power Level (SWL) re 1pW									SPL dBA @ 3m*
		63Hz	125Hz	250Hz	500Hz	1kHz	2kHz	4kHz	8kHz	Total	
1	Inlet	72	77	76	71	68	65	61	52	81	53
	Outlet	72	77	74	70	67	65	60	54	80	52
2	Inlet	73	69	68	66	67	64	62	54	77	51
	Outlet	74	69	67	67	67	64	62	56	77	51
3	Inlet	76	70	69	68	69	65	64	57	79	52
	Outlet	77	70	69	70	68	66	65	60	80	53
4	Inlet	69	67	67	67	69	68	61	51	76	53
	Outlet	69	67	67	68	68	67	60	52	76	52
5	Inlet	74	69	67	67	68	65	61	53	77	51
	Outlet	75	69	67	67	67	65	61	55	78	51
6	Inlet	77	70	69	68	68	65	63	56	79	52
	Outlet	78	71	69	69	68	65	64	59	80	52
7	Inlet	69	67	64	65	68	69	60	49	75	52
	Outlet	69	67	64	65	67	69	59	50	75	52
8	Inlet	75	70	68	67	68	66	61	52	78	52
	Outlet	75	70	67	67	67	66	61	54	78	51
9	Inlet	78	71	70	68	68	65	63	56	80	52
	Outlet	79	72	69	69	68	65	64	59	81	52

*Sound Pressure Level (SPL) is average spherical free-field re 20μPa, for comparative use only.
Power rating (watts, kW or BHP) does not include transmission losses.
The AMCA certified ratings seal applies to air performance only.



710-251-9

720 r/min



Nominal Diameter

710mm



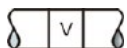
Hub Type

251



Number of Blades

9



BS ISO 5801:2017

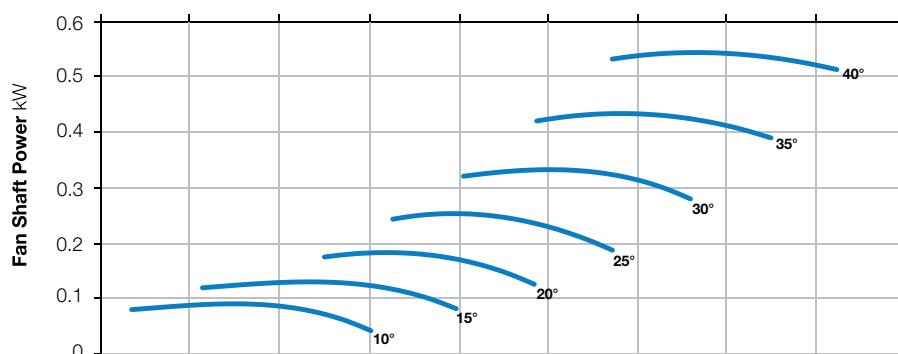
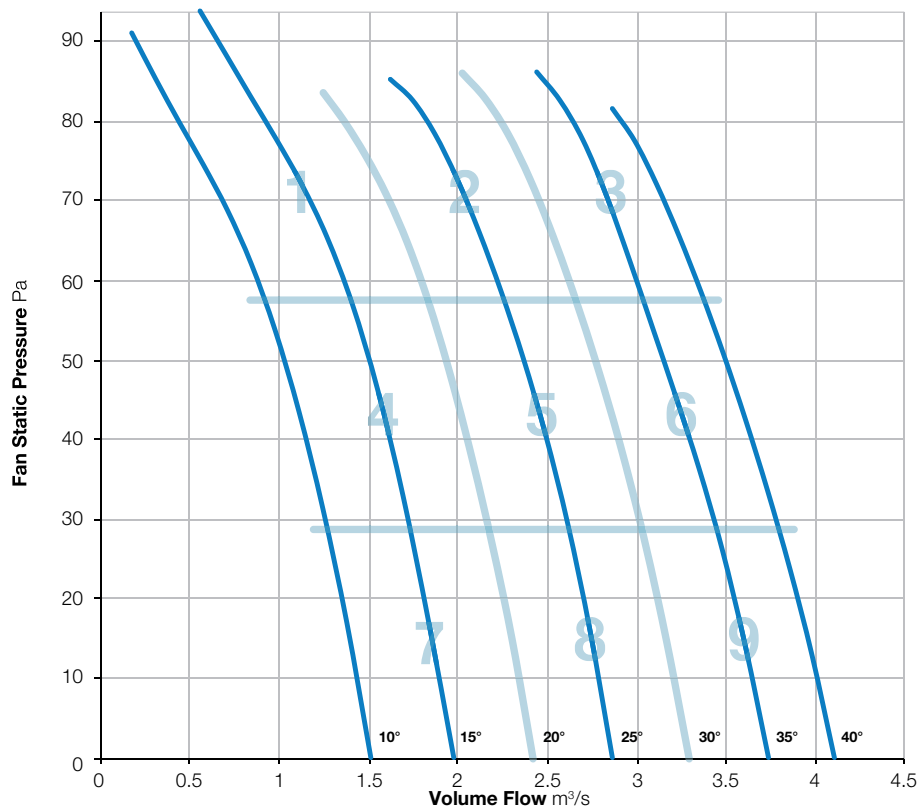
BS EN ISO 5136:2009

Type D installation

Form B



Elta Fans Limited certifies that the Axial Fans shown herein are licensed to bear the AMCA Seal. The ratings shown are based on tests and procedures performed in accordance with AMCA Publication 211 and comply with the requirements of the AMCA Certified Ratings Program. Performance certified is for Installation Type D: Ducted Inlet, Ducted Outlet. Performance ratings do not include the effects of appurtenances (accessories).



Zone		In-duct Sound Power Level (SWL) re 1pW									SPL dBA @ 3m*
		63Hz	125Hz	250Hz	500Hz	1kHz	2kHz	4kHz	8kHz	Total	
1	Inlet	73	77	76	73	69	67	60	51	82	55
	Outlet	74	77	75	73	69	67	60	53	81	54
2	Inlet	72	72	72	69	69	68	63	55	79	53
	Outlet	74	72	71	70	69	68	63	57	79	54
3	Inlet	76	72	71	70	69	67	65	58	80	54
	Outlet	77	72	71	69	68	67	66	61	80	53
4	Inlet	67	68	67	69	70	69	61	51	76	54
	Outlet	68	69	66	69	70	69	61	52	77	54
5	Inlet	72	71	68	68	69	68	63	54	78	53
	Outlet	73	71	68	69	68	67	62	55	78	52
6	Inlet	76	73	71	70	69	68	64	58	80	54
	Outlet	78	74	71	69	69	68	65	60	81	54
7	Inlet	68	69	67	68	68	69	59	50	76	53
	Outlet	68	69	66	68	67	68	58	50	76	52
8	Inlet	72	72	69	69	70	69	62	53	78	54
	Outlet	74	72	69	69	69	69	62	54	79	54
9	Inlet	77	74	71	70	69	68	64	57	81	54
	Outlet	79	74	71	71	69	68	65	59	82	54

*Sound Pressure Level (SPL) is average spherical free-field re 20µPa, for comparative use only.
Power rating (watts, kW or BHP) does not include transmission losses.
The AMCA certified ratings seal applies to air performance only.



710-251-12

720 r/min



Nominal Diameter

710mm



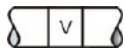
Hub Type

251



Number of Blades

12



BS ISO 5801:2017

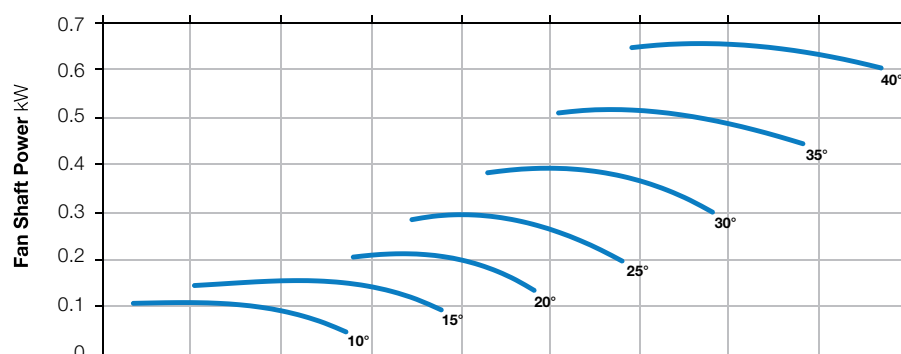
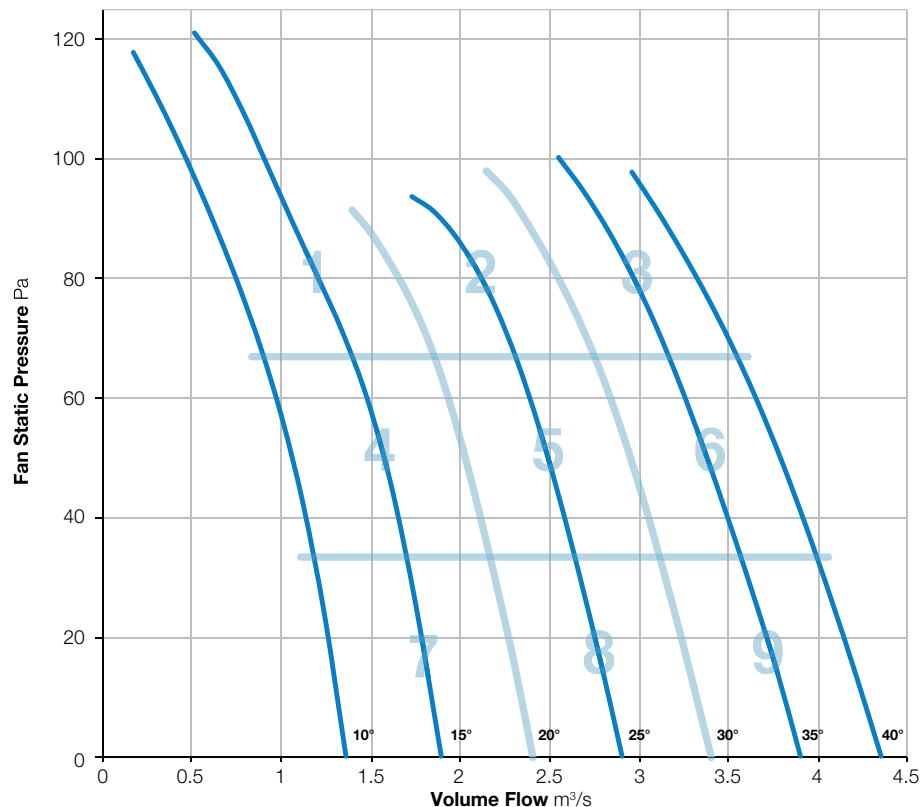
BS ISO 13347-2:2004

Type D installation

Form B



Elta Fans Limited certifies that the Axial Fans shown herein are licensed to bear the AMCA Seal. The ratings shown are based on tests and procedures performed in accordance with AMCA Publications 211 & 311 and comply with the requirements of the AMCA Certified Ratings Program. Performance certified is for Installation Type D: Ducted Inlet, Ducted Outlet. Performance ratings do not include the effects of appurtenances (accessories).



Zone		In-duct Sound Power Level (SWL) re 1pW									SPL dBA @ 3m*
		63Hz	125Hz	250Hz	500Hz	1kHz	2kHz	4kHz	8kHz	Total	
1	Inlet	75	78	79	77	74	72	66	58	84	59
	Outlet	77	79	77	76	73	71	65	59	84	58
2	Inlet	70	72	76	73	72	70	66	59	81	56
	Outlet	74	74	74	74	72	70	66	61	81	57
3	Inlet	73	74	70	70	70	68	66	60	79	54
	Outlet	76	76	71	69	70	68	65	60	81	54
4	Inlet	68	70	69	72	74	74	67	57	80	58
	Outlet	71	72	68	70	73	73	66	57	80	57
5	Inlet	71	72	68	68	69	71	66	59	78	55
	Outlet	73	73	69	68	69	71	66	59	79	55
6	Inlet	73	74	70	69	68	67	65	58	79	53
	Outlet	77	77	72	69	68	66	63	58	81	53
7	Inlet	67	71	70	70	70	73	67	57	79	56
	Outlet	71	72	69	70	69	72	66	56	79	55
8	Inlet	72	73	69	68	69	72	66	56	79	55
	Outlet	75	75	69	68	69	72	65	57	80	55
9	Inlet	76	75	71	69	70	69	65	57	81	54
	Outlet	79	78	72	69	69	68	64	58	83	54

*Sound Pressure Level (SPL) is average spherical free-field re 20μPa, for comparative use only. dBA levels are not licensed by AMCA International.

Power rating (watts, kW or BHP) does not include transmission losses.

The sound power level ratings shown are in decibels, referred to 10⁻¹² watts, calculated per AMCA Standard 301. Values shown are for inlet L_{wa} and outlet L_{wo} sound power levels for Installation Type D: ducted inlet, ducted outlet. Ratings include the effect of duct end correction.



710-252-3

720 r/min



Nominal Diameter

710mm



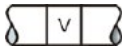
Hub Type

252



Number of Blades

3



BS ISO 5801:2017

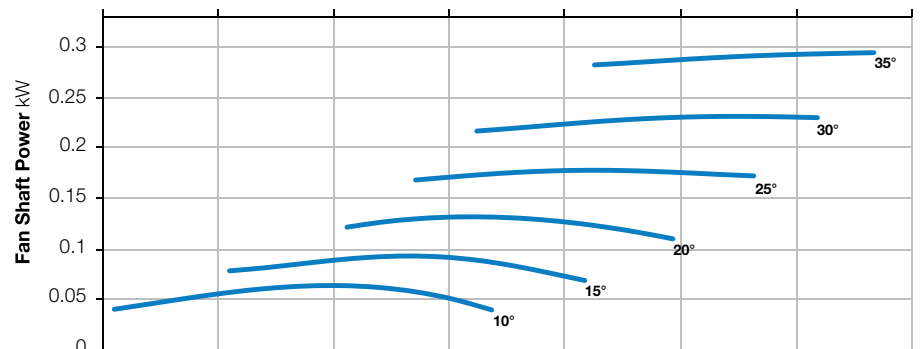
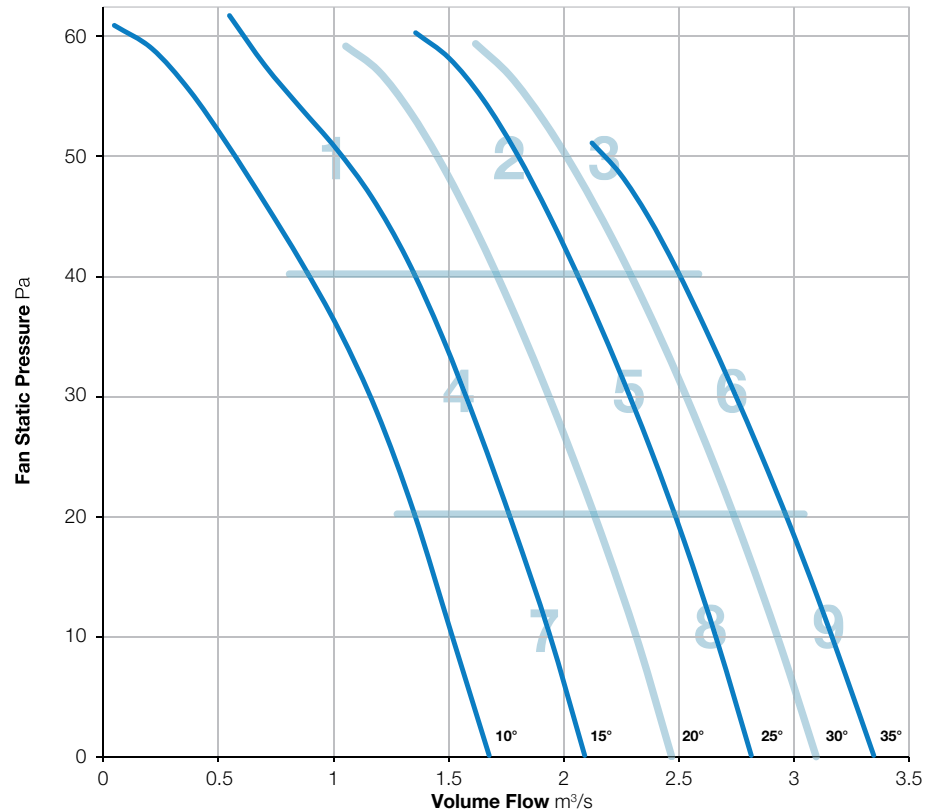
BS EN ISO 5136:2009

Type D installation

Form B



Elta Fans Limited certifies that the Axial Fans shown herein are licensed to bear the AMCA Seal. The ratings shown are based on tests and procedures performed in accordance with AMCA Publication 211 and comply with the requirements of the AMCA Certified Ratings Program. Performance certified is for Installation Type D: Ducted Inlet, Ducted Outlet. Performance ratings do not include the effects of appurtenances (accessories).



Zone		In-duct Sound Power Level (SWL) re 1pW									SPL dBA @ 3m*
		63Hz	125Hz	250Hz	500Hz	1kHz	2kHz	4kHz	8kHz	Total	
1	Inlet	For sound data please contact Elta Fans.									
	Outlet										
2	Inlet										
	Outlet										
3	Inlet										
	Outlet										
4	Inlet										
	Outlet										
5	Inlet										
	Outlet										
6	Inlet										
	Outlet										
7	Inlet										
	Outlet										
8	Inlet										
	Outlet										
9	Inlet										
	Outlet										

*Sound Pressure Level (SPL) is average spherical free-field re 20µPa, for comparative use only.
Power rating (watts, kW or BHP) does not include transmission losses.
The AMCA certified ratings seal applies to air performance only.



710-252-6

720 r/min



Nominal Diameter

710mm



Hub Type

252



Number of Blades

6

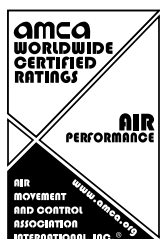


BS ISO 5801:2017

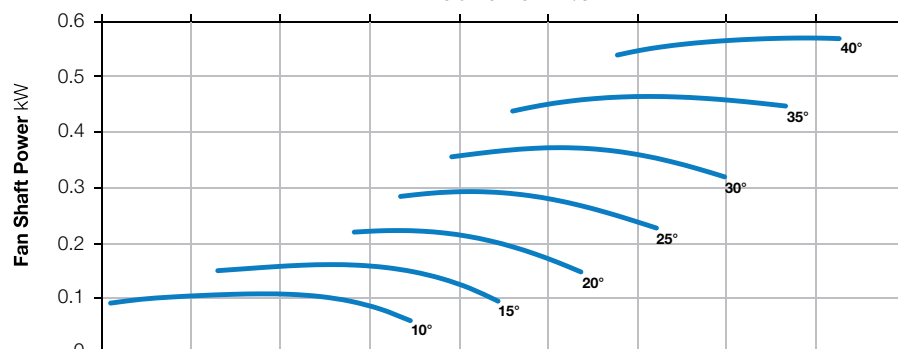
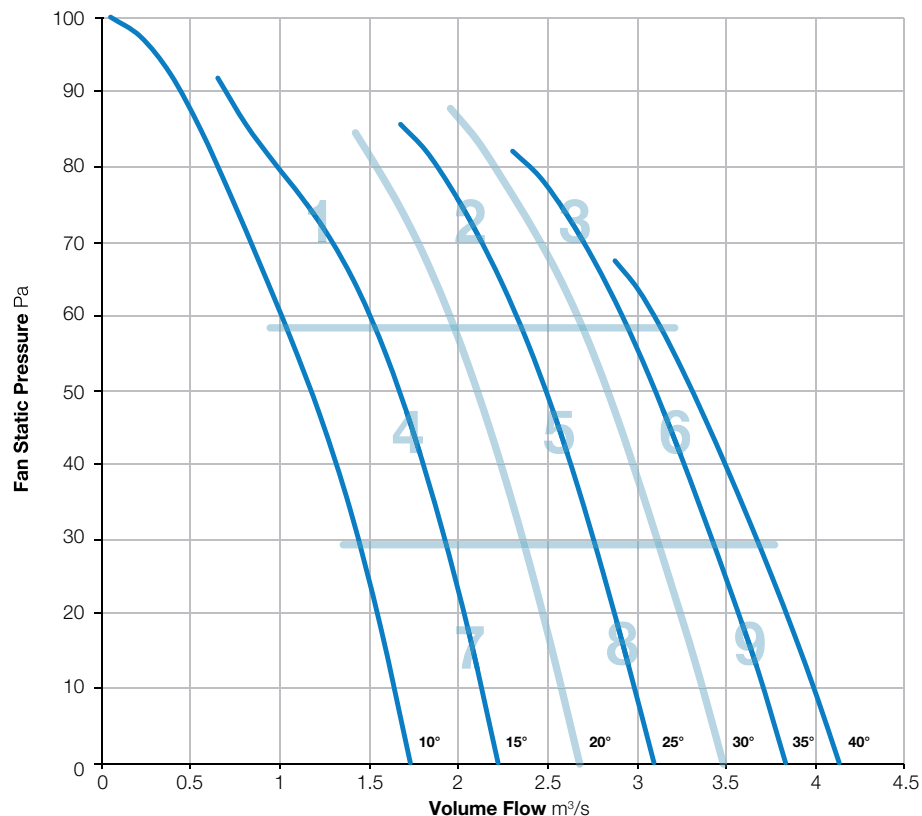
BS EN ISO 5136:2009

Type D installation

Form B



Elta Fans Limited certifies that the Axial Fans shown herein are licensed to bear the AMCA Seal. The ratings shown are based on tests and procedures performed in accordance with AMCA Publication 211 and comply with the requirements of the AMCA Certified Ratings Program. Performance certified is for Installation Type D: Ducted Inlet, Ducted Outlet. Performance ratings do not include the effects of appurtenances (accessories).



Zone		In-duct Sound Power Level (SWL) re 1pW									SPL dBA @ 3m*
		63Hz	125Hz	250Hz	500Hz	1kHz	2kHz	4kHz	8kHz	Total	
1	Inlet	For sound data please contact Elta Fans.									
	Outlet										
2	Inlet										
	Outlet										
3	Inlet										
	Outlet										
4	Inlet										
	Outlet										
5	Inlet										
	Outlet										
6	Inlet										
	Outlet										
7	Inlet										
	Outlet										
8	Inlet										
	Outlet										
9	Inlet										
	Outlet										

*Sound Pressure Level (SPL) is average spherical free-field re 20μPa, for comparative use only.
Power rating (watts, kW or BHP) does not include transmission losses.
The AMCA certified ratings seal applies to air performance only.



710-252-9

720 r/min



Nominal Diameter

710mm



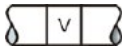
Hub Type

252



Number of Blades

9



BS ISO 5801:2017

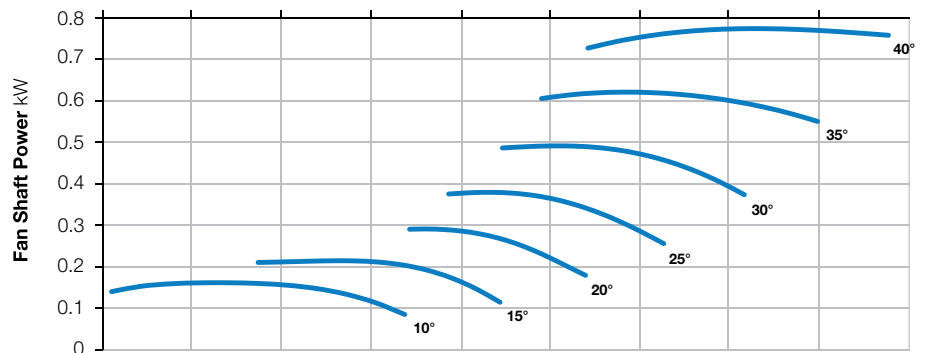
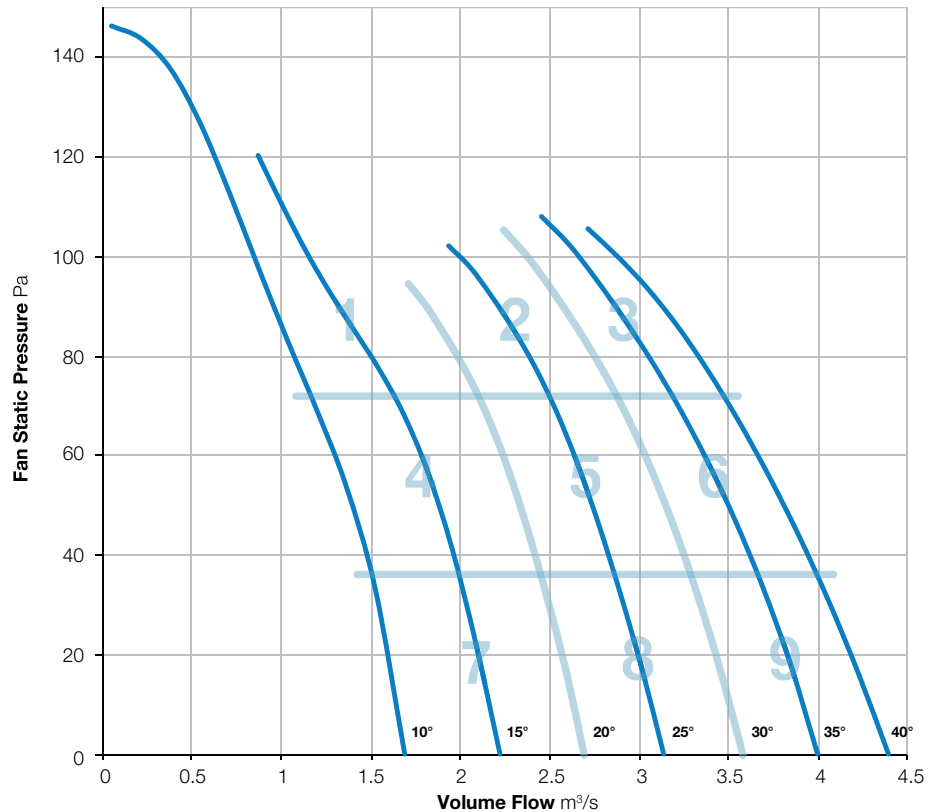
BS EN ISO 5136:2009

Type D installation

Form B



Elta Fans Limited certifies that the Axial Fans shown herein are licensed to bear the AMCA Seal. The ratings shown are based on tests and procedures performed in accordance with AMCA Publication 211 and comply with the requirements of the AMCA Certified Ratings Program. Performance certified is for Installation Type D: Ducted Inlet, Ducted Outlet. Performance ratings do not include the effects of appurtenances (accessories).



Zone		In-duct Sound Power Level (SWL) re 1pW									SPL dBA @ 3m*
		63Hz	125Hz	250Hz	500Hz	1kHz	2kHz	4kHz	8kHz	Total	
1	Inlet	For sound data please contact Elta Fans.									
	Outlet										
2	Inlet										
	Outlet										
3	Inlet										
	Outlet										
4	Inlet										
	Outlet										
5	Inlet										
	Outlet										
6	Inlet										
	Outlet										
7	Inlet										
	Outlet										
8	Inlet										
	Outlet										
9	Inlet										
	Outlet										

*Sound Pressure Level (SPL) is average spherical free-field re 20µPa, for comparative use only.
Power rating (watts, kW or BHP) does not include transmission losses.
The AMCA certified ratings seal applies to air performance only.



710-131-3

960 r/min



Nominal Diameter

710mm



Hub Type

131



Number of Blades

3

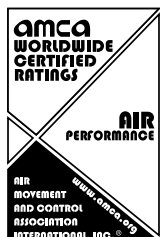


BS ISO 5801:2017

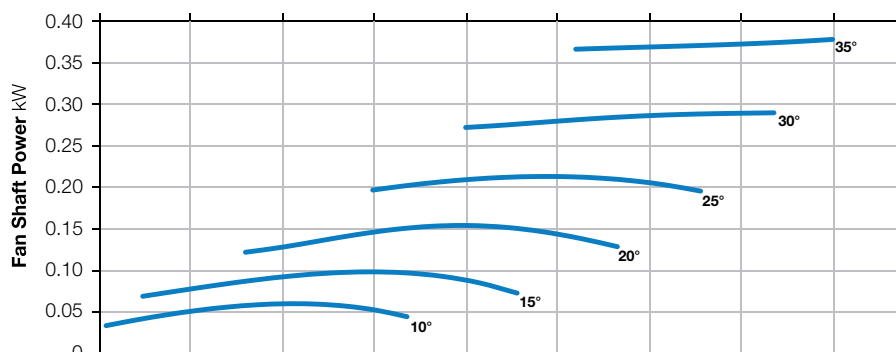
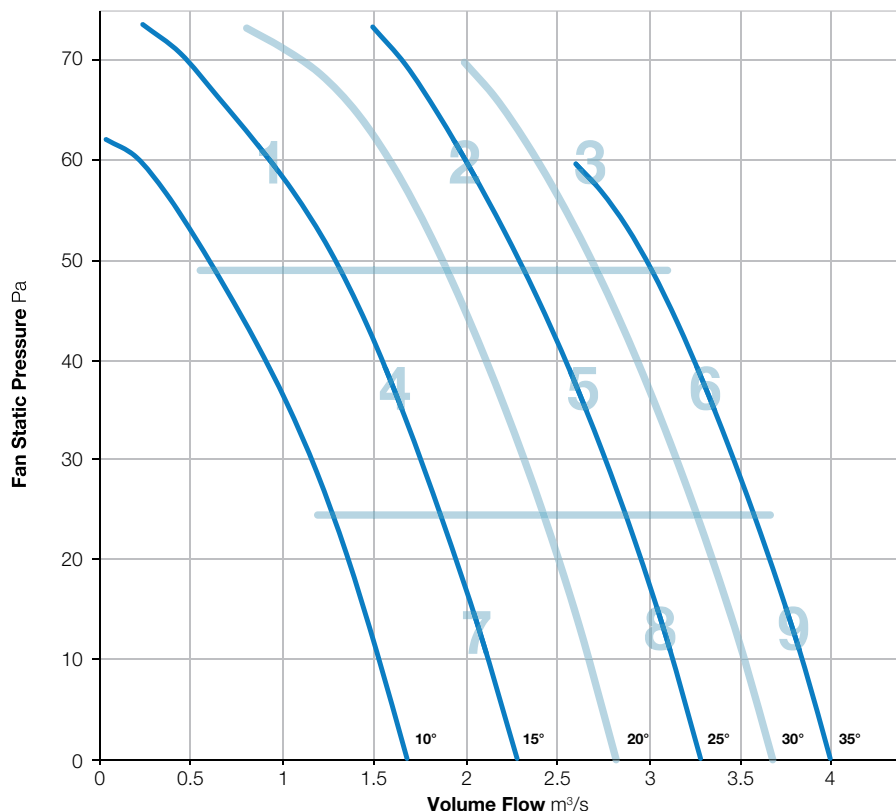
BS EN ISO 5136:2009

Type D installation

Form B



Elta Fans Limited certifies that the Axial Fans shown herein are licensed to bear the AMCA Seal. The ratings shown are based on tests and procedures performed in accordance with AMCA Publication 211 and comply with the requirements of the AMCA Certified Ratings Program. Performance certified is for Installation Type D: Ducted Inlet, Ducted Outlet. Performance ratings do not include the effects of appurtenances (accessories).



Zone		In-duct Sound Power Level (SWL) re 1pW									SPL dBA @ 3m*
		63Hz	125Hz	250Hz	500Hz	1kHz	2kHz	4kHz	8kHz	Total	
1	Inlet	72	80	80	77	72	70	67	59	85	58
	Outlet	75	80	79	75	71	69	67	61	84	57
2	Inlet	76	72	70	71	70	71	69	64	80	56
	Outlet	80	71	69	70	69	71	69	66	82	56
3	Inlet	84	78	75	74	74	74	71	66	86	59
	Outlet	89	78	74	73	73	73	71	68	90	59
4	Inlet	74	69	71	72	72	72	68	59	80	57
	Outlet	79	69	70	71	71	71	67	59	81	56
5	Inlet	77	74	71	70	68	70	67	62	81	55
	Outlet	82	73	70	69	67	69	67	64	83	54
6	Inlet	86	79	75	74	74	74	71	66	88	59
	Outlet	91	79	74	74	73	73	71	68	92	59
7	Inlet	78	72	69	68	68	73	69	57	81	56
	Outlet	83	71	68	67	67	71	67	57	84	54
8	Inlet	80	76	72	70	68	70	67	61	83	55
	Outlet	85	76	70	69	67	69	67	64	86	54
9	Inlet	86	79	75	74	74	74	71	66	88	59
	Outlet	91	79	74	74	73	73	71	68	92	59

*Sound Pressure Level (SPL) is average spherical free-field re 20μPa, for comparative use only.
Power rating (watts, kW or BHP) does not include transmission losses.
The AMCA certified ratings seal applies to air performance only.



710-131-6

960 r/min



Nominal Diameter

710mm



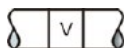
Hub Type

131



Number of Blades

6



BS ISO 5801:2017

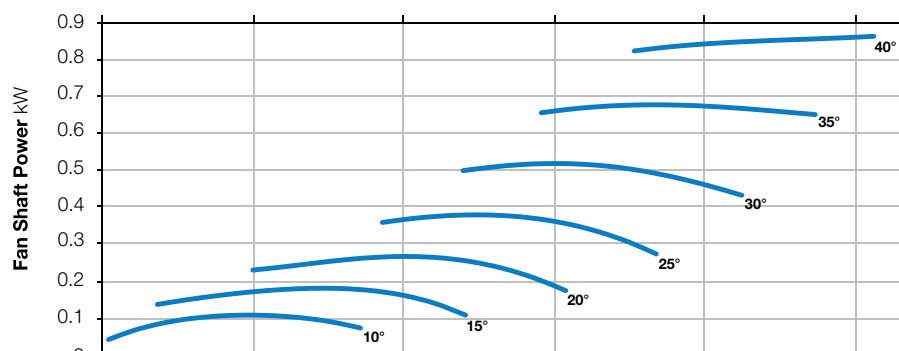
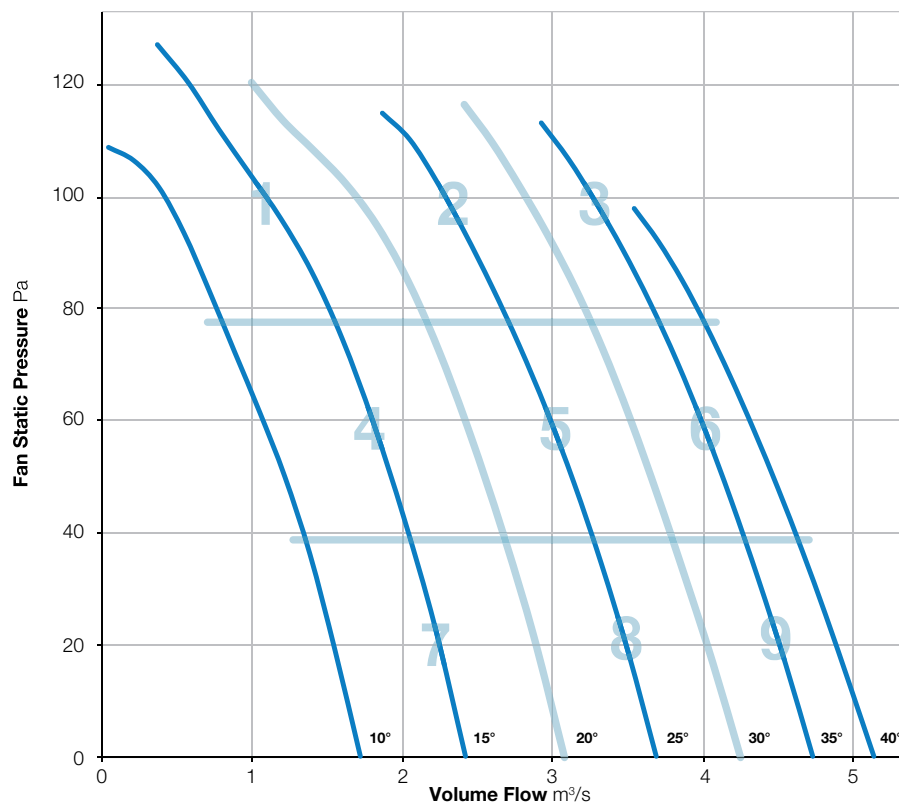
BS EN ISO 5136:2009

Type D installation

Form B



Elta Fans Limited certifies that the Axial Fans shown herein are licensed to bear the AMCA Seal. The ratings shown are based on tests and procedures performed in accordance with AMCA Publication 211 and comply with the requirements of the AMCA Certified Ratings Program. Performance certified is for Installation Type D: Ducted Inlet, Ducted Outlet. Performance ratings do not include the effects of appurtenances (accessories).



Zone		In-duct Sound Power Level (SWL) re 1pW									SPL dBA @ 3m*
		63Hz	125Hz	250Hz	500Hz	1kHz	2kHz	4kHz	8kHz	Total	
1	Inlet	81	83	79	76	74	72	69	61	87	59
	Outlet	81	83	79	75	73	71	69	62	87	58
2	Inlet	74	77	78	78	75	74	72	65	84	60
	Outlet	76	77	76	77	74	74	72	67	84	60
3	Inlet	77	81	78	76	75	75	73	68	86	61
	Outlet	81	81	76	76	75	75	74	70	86	61
4	Inlet	68	72	76	77	77	76	70	60	83	61
	Outlet	70	72	75	76	77	75	69	60	83	60
5	Inlet	75	80	76	74	72	72	70	63	84	58
	Outlet	78	79	75	73	71	71	69	65	84	57
6	Inlet	79	83	79	76	75	75	72	67	87	61
	Outlet	83	82	78	76	74	74	73	70	87	60
7	Inlet	69	74	71	71	70	74	71	59	80	58
	Outlet	70	74	71	70	69	73	69	58	80	57
8	Inlet	76	81	77	74	73	73	70	62	85	59
	Outlet	78	80	75	73	71	72	69	64	84	57
9	Inlet	79	83	79	76	75	75	72	67	87	61
	Outlet	83	82	78	76	74	74	73	70	87	60

*Sound Pressure Level (SPL) is average spherical free-field re 20μPa, for comparative use only.
Power rating (watts, kW or BHP) does not include transmission losses.
The AMCA certified ratings seal applies to air performance only.



710-181-3

960 r/min



Nominal Diameter

710mm



Hub Type

181



Number of Blades

3

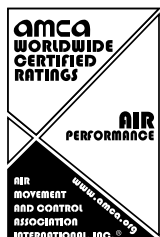


BS ISO 5801:2017

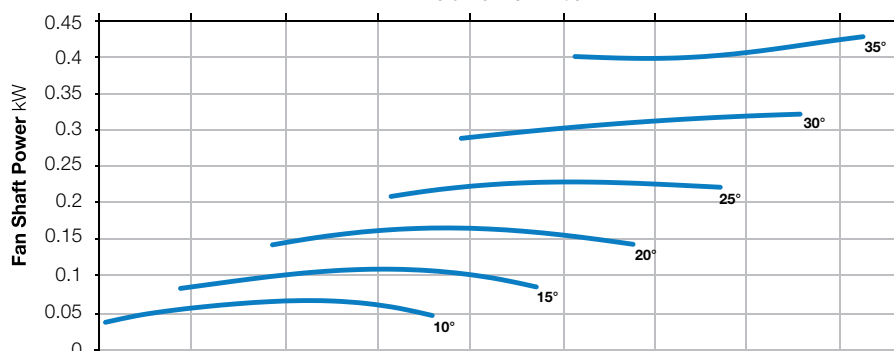
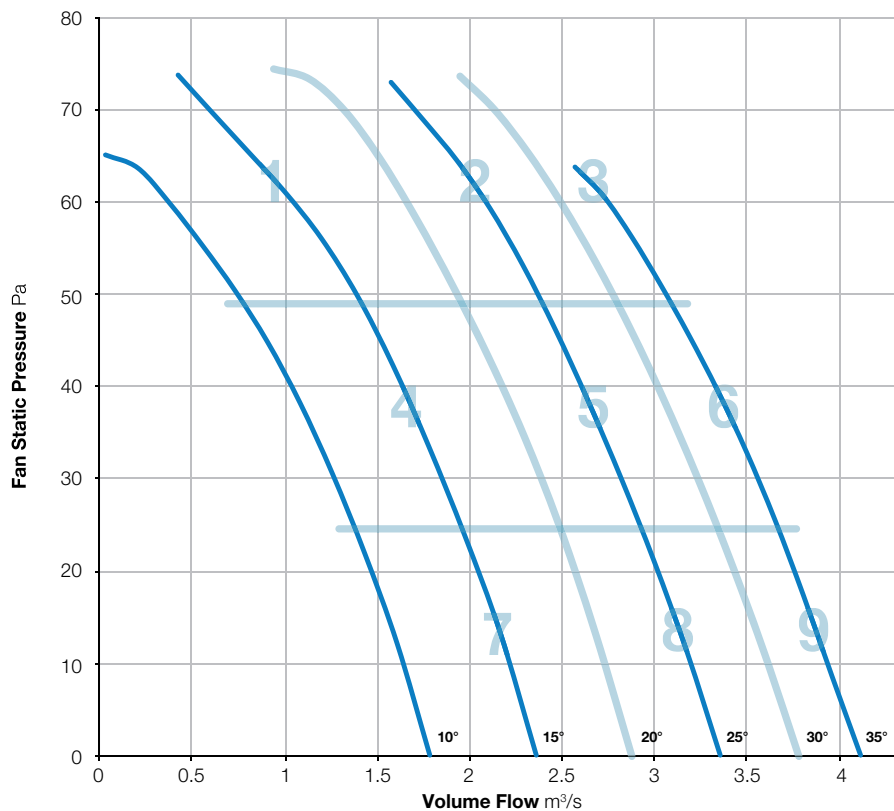
BS EN ISO 5136:2009

Type D installation

Form B



Elta Fans Limited certifies that the Axial Fans shown herein are licensed to bear the AMCA Seal. The ratings shown are based on tests and procedures performed in accordance with AMCA Publication 211 and comply with the requirements of the AMCA Certified Ratings Program. Performance certified is for Installation Type D: Ducted Inlet, Ducted Outlet. Performance ratings do not include the effects of appurtenances (accessories).



Zone		In-duct Sound Power Level (SWL) re 1pW									SPL dBA @ 3m*
		63Hz	125Hz	250Hz	500Hz	1kHz	2kHz	4kHz	8kHz	Total	
1	Inlet	72	77	81	78	72	70	67	60	85	59
	Outlet	75	80	79	75	71	69	67	61	84	57
2	Inlet	77	73	71	72	71	72	70	65	81	57
	Outlet	81	72	70	71	70	72	70	67	83	57
3	Inlet	81	75	72	71	71	71	68	63	83	56
	Outlet	86	75	71	70	70	70	68	65	87	56
4	Inlet	72	67	69	70	70	70	66	57	78	55
	Outlet	77	67	68	69	69	69	65	57	79	54
5	Inlet	79	76	73	72	70	72	69	64	83	57
	Outlet	84	75	72	71	69	71	69	66	85	56
6	Inlet	81	74	70	69	69	69	66	61	83	54
	Outlet	86	74	69	69	68	68	66	63	87	54
7	Inlet	80	74	71	70	70	75	71	59	83	58
	Outlet	85	73	70	69	69	73	69	59	86	56
8	Inlet	78	74	70	68	66	68	65	59	81	53
	Outlet	83	74	68	67	65	67	65	62	84	52
9	Inlet	81	74	70	69	69	69	66	61	83	54
	Outlet	86	74	69	69	68	68	66	63	87	54

*Sound Pressure Level (SPL) is average spherical free-field re 20μPa, for comparative use only.
Power rating (watts, kW or BHP) does not include transmission losses.
The AMCA certified ratings seal applies to air performance only.



710-181-6

960 r/min



Nominal Diameter

710mm



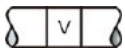
Hub Type

181



Number of Blades

6



BS ISO 5801:2017

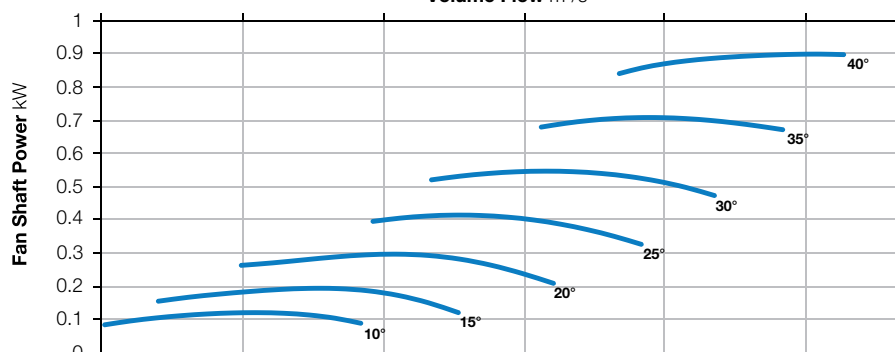
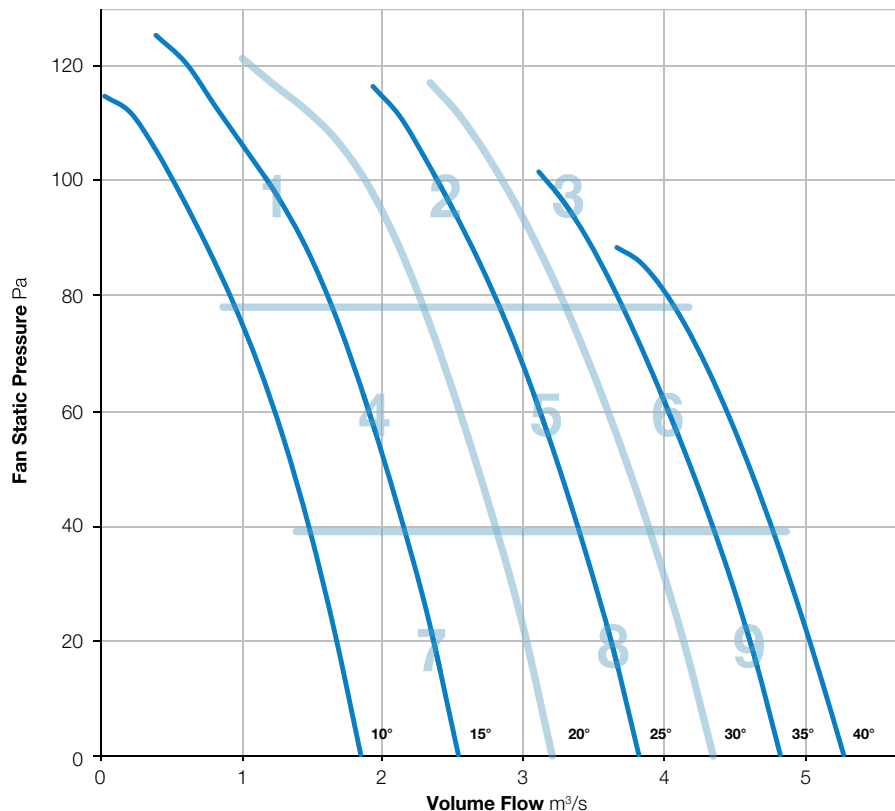
BS EN ISO 5136:2009

Type D installation

Form B



Elta Fans Limited certifies that the Axial Fans shown herein are licensed to bear the AMCA Seal. The ratings shown are based on tests and procedures performed in accordance with AMCA Publication 211 and comply with the requirements of the AMCA Certified Ratings Program. Performance certified is for Installation Type D: Ducted Inlet, Ducted Outlet. Performance ratings do not include the effects of appurtenances (accessories).



Zone		In-duct Sound Power Level (SWL) re 1pW									SPL dBA @ 3m*
		63Hz	125Hz	250Hz	500Hz	1kHz	2kHz	4kHz	8kHz	Total	
1	Inlet	75	76	81	81	75	72	69	61	86	61
	Outlet	78	76	82	81	75	72	69	63	86	61
2	Inlet	79	75	72	73	72	72	69	63	83	57
	Outlet	84	74	72	73	72	71	69	65	85	57
3	Inlet	82	79	78	76	74	73	71	67	86	59
	Outlet	85	79	76	76	73	72	72	70	87	59
4	Inlet	74	71	71	74	73	74	70	60	81	58
	Outlet	79	70	70	73	72	74	69	60	82	58
5	Inlet	78	76	73	71	70	70	68	61	82	56
	Outlet	83	76	72	71	69	69	67	62	85	55
6	Inlet	83	81	78	76	74	73	71	67	87	60
	Outlet	86	81	77	76	73	72	71	69	88	59
7	Inlet	76	72	71	72	70	74	70	58	81	58
	Outlet	81	72	71	71	69	73	69	58	83	57
8	Inlet	80	78	75	72	72	72	69	61	84	57
	Outlet	85	77	74	72	71	71	68	63	86	57
9	Inlet	83	81	78	76	74	73	71	67	87	60
	Outlet	86	81	77	76	73	72	71	69	88	59

*Sound Pressure Level (SPL) is average spherical free-field re 20μPa, for comparative use only.
Power rating (watts, kW or BHP) does not include transmission losses.
The AMCA certified ratings seal applies to air performance only.



710-181-9

960 r/min



Nominal Diameter

710mm



Hub Type

181



Number of Blades

9



BS ISO 5801:2017

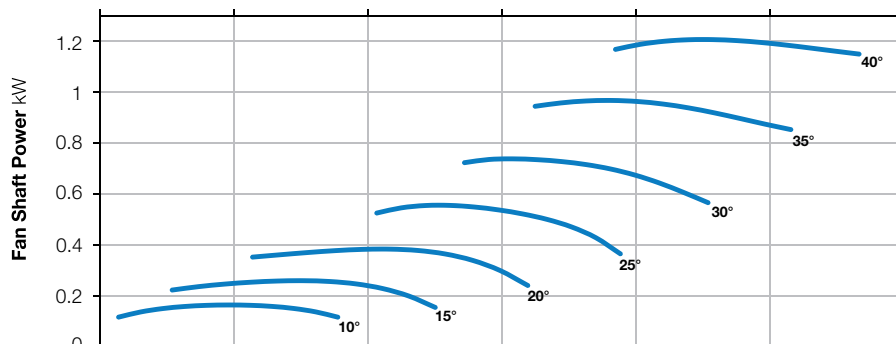
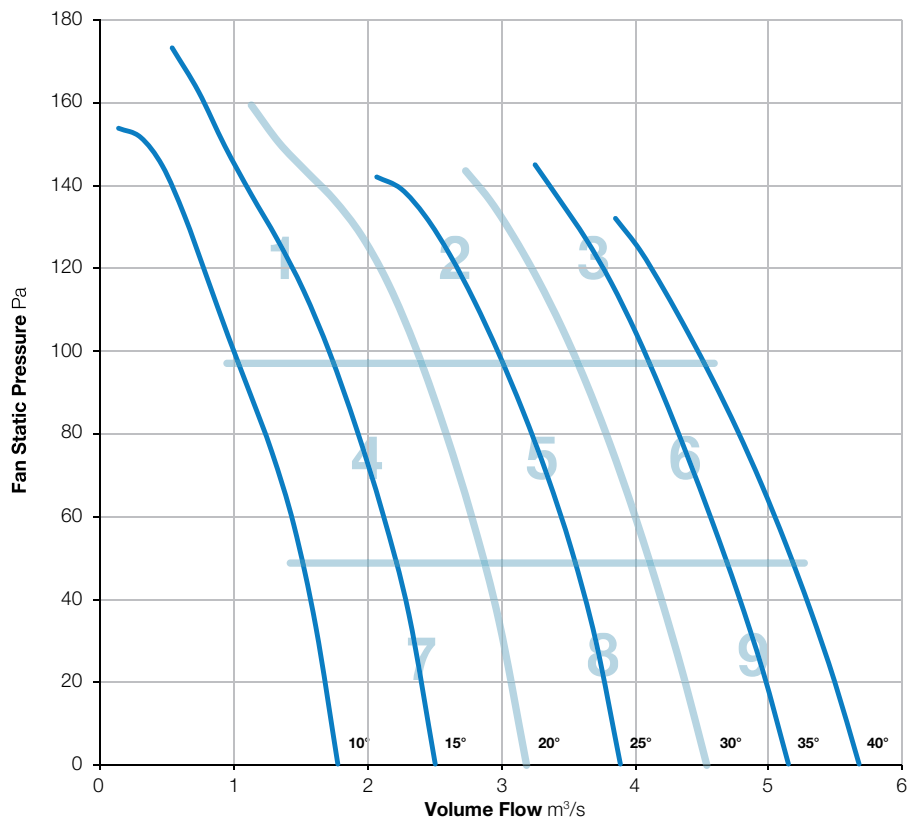
BS EN ISO 5136:2009

Type D installation

Form B



Elta Fans Limited certifies that the Axial Fans shown herein are licensed to bear the AMCA Seal. The ratings shown are based on tests and procedures performed in accordance with AMCA Publication 211 and comply with the requirements of the AMCA Certified Ratings Program. Performance certified is for Installation Type D: Ducted Inlet, Ducted Outlet. Performance ratings do not include the effects of appurtenances (accessories).



Zone		In-duct Sound Power Level (SWL) re 1pW									SPL dBA @ 3m*
		63Hz	125Hz	250Hz	500Hz	1kHz	2kHz	4kHz	8kHz	Total	
1	Inlet	74	86	82	79	75	73	69	62	89	61
	Outlet	76	86	82	78	75	72	69	64	89	60
2	Inlet	75	77	77	78	76	75	71	65	85	61
	Outlet	78	76	77	79	76	74	71	67	85	61
3	Inlet	79	80	78	77	76	75	72	68	86	61
	Outlet	83	80	77	77	75	74	72	70	87	60
4	Inlet	71	72	76	80	79	78	72	62	85	63
	Outlet	72	72	74	78	78	77	71	63	84	62
5	Inlet	76	79	76	75	75	75	71	65	84	60
	Outlet	80	79	75	75	74	74	70	65	85	59
6	Inlet	79	82	79	77	77	75	71	67	87	61
	Outlet	85	83	79	78	76	74	71	69	89	61
7	Inlet	68	75	74	73	73	76	72	61	82	60
	Outlet	71	75	73	73	72	75	71	61	82	59
8	Inlet	76	80	77	75	75	76	72	64	85	61
	Outlet	80	79	76	75	74	75	71	65	85	60
9	Inlet	79	82	79	77	77	75	71	67	87	61
	Outlet	85	83	79	78	76	74	71	69	89	61

*Sound Pressure Level (SPL) is average spherical free-field re 20μPa, for comparative use only.
Power rating (watts, kW or BHP) does not include transmission losses.
The AMCA certified ratings seal applies to air performance only.



710-182-3

960 r/min



Nominal Diameter

710mm



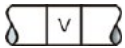
Hub Type

182



Number of Blades

3



BS ISO 5801:2017

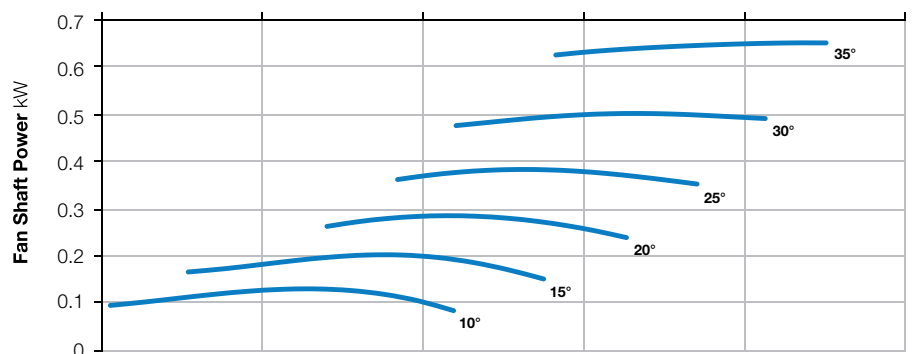
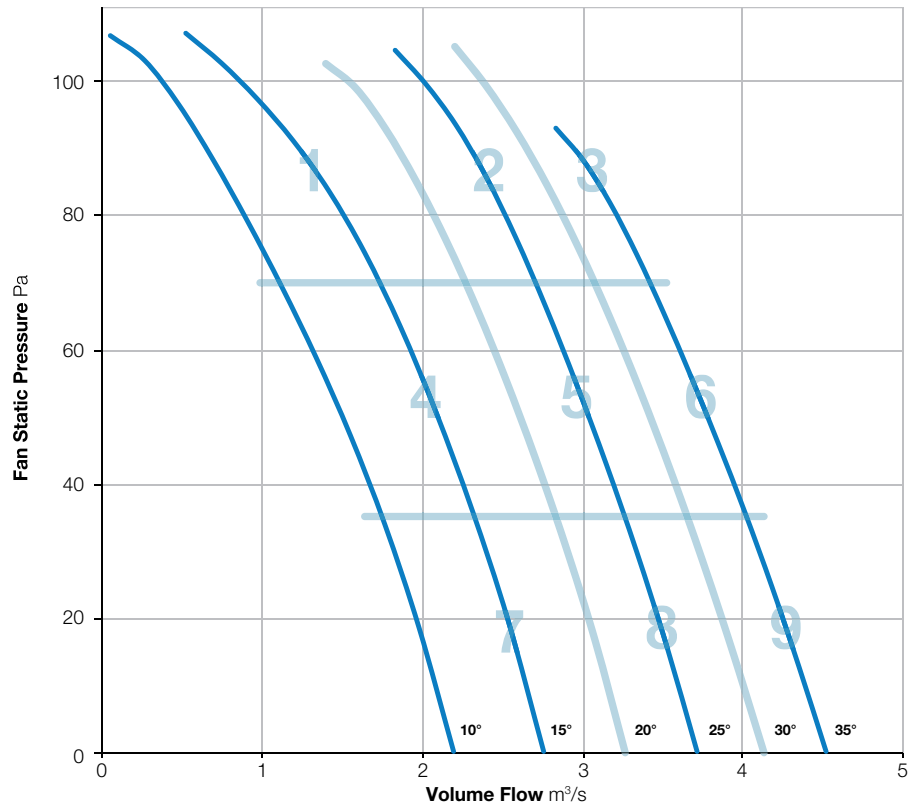
BS EN ISO 5136:2009

Type D installation

Form B



Elta Fans Limited certifies that the Axial Fans shown herein are licensed to bear the AMCA Seal. The ratings shown are based on tests and procedures performed in accordance with AMCA Publication 211 and comply with the requirements of the AMCA Certified Ratings Program. Performance certified is for Installation Type D: Ducted Inlet, Ducted Outlet. Performance ratings do not include the effects of appurtenances (accessories).



Zone		In-duct Sound Power Level (SWL) re 1pW									SPL dBA @ 3m*
		63Hz	125Hz	250Hz	500Hz	1kHz	2kHz	4kHz	8kHz	Total	
1	Inlet	For sound data please contact Elta Fans.									
	Outlet										
2	Inlet										
	Outlet										
3	Inlet										
	Outlet										
4	Inlet										
	Outlet										
5	Inlet										
	Outlet										
6	Inlet										
	Outlet										
7	Inlet										
	Outlet										
8	Inlet										
	Outlet										
9	Inlet										
	Outlet										

*Sound Pressure Level (SPL) is average spherical free-field re 20µPa, for comparative use only.
Power rating (watts, kW or BHP) does not include transmission losses.
The AMCA certified ratings seal applies to air performance only.



710-182-6

960 r/min



Nominal Diameter

710mm



Hub Type

182



Number of Blades

6



BS ISO 5801:2017

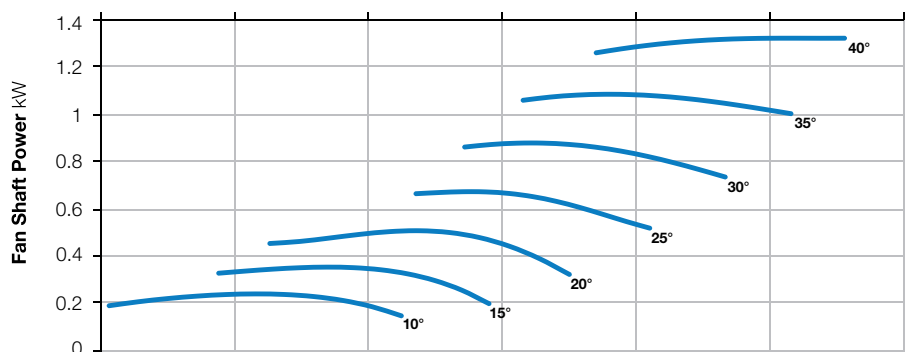
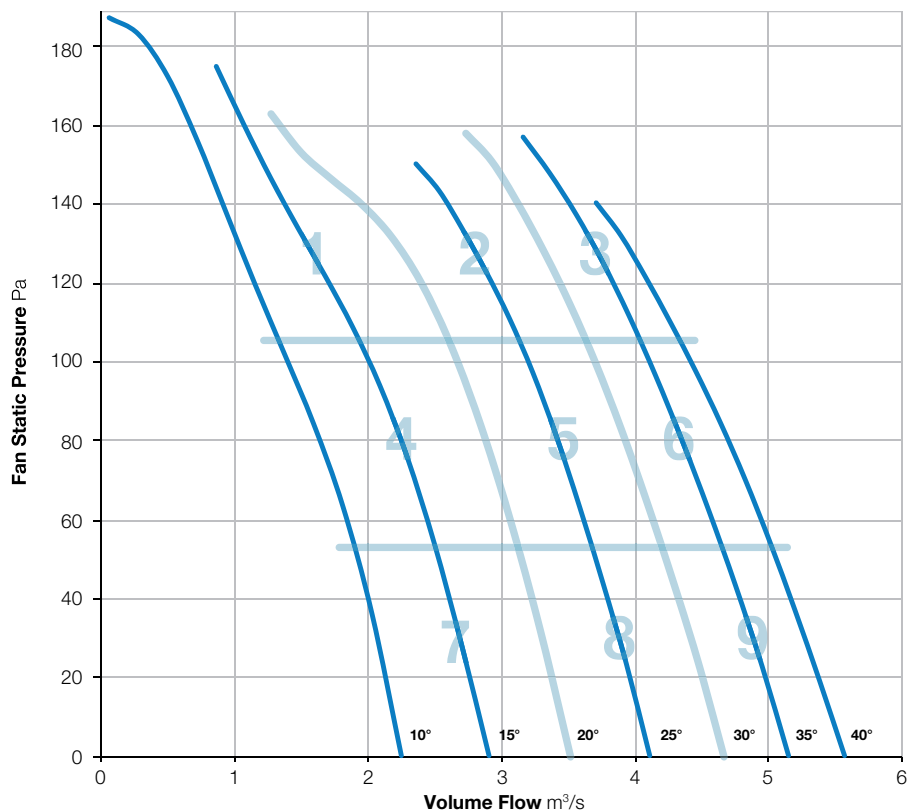
BS ISO 13347-2:2004

Type D installation

Form B



Elta Fans Limited certifies that the Axial Fans shown herein are licensed to bear the AMCA Seal. The ratings shown are based on tests and procedures performed in accordance with AMCA Publications 211 & 311 and comply with the requirements of the AMCA Certified Ratings Program. Performance certified is for Installation Type D: Ducted Inlet, Ducted Outlet. Performance ratings do not include the effects of appurtenances (accessories).



Zone		In-duct Sound Power Level (SWL) re 1pW									SPL dBA @ 3m*
		63Hz	125Hz	250Hz	500Hz	1kHz	2kHz	4kHz	8kHz	Total	
1	Inlet	78	79	79	79	74	68	65	59	85	59
	Outlet	82	85	79	79	74	70	65	60	88	59
2	Inlet	84	80	74	83	76	72	67	62	88	62
	Outlet	85	89	78	82	76	73	69	66	91	62
3	Inlet	90	84	79	81	76	72	69	66	92	61
	Outlet	94	90	80	79	75	72	71	70	96	61
4	Inlet	75	78	70	78	74	70	63	58	83	58
	Outlet	80	84	75	80	75	69	62	59	87	60
5	Inlet	80	80	73	78	73	69	65	62	85	58
	Outlet	84	89	77	80	74	71	66	67	91	61
6	Inlet	85	82	75	77	72	71	67	65	88	58
	Outlet	90	90	78	78	75	71	69	69	93	61
7	Inlet	76	78	71	76	72	68	64	57	83	57
	Outlet	81	85	75	78	73	67	64	58	88	58
8	Inlet	80	80	73	79	72	69	64	61	85	58
	Outlet	86	91	77	79	74	69	65	62	93	60
9	Inlet	87	79	76	79	74	71	68	66	89	59
	Outlet	93	90	79	80	75	73	72	71	95	62

*Sound Pressure Level (SPL) is average spherical free-field re 20µPa, for comparative use only. dBA levels are not licensed by AMCA International.

Power rating (watts, kW or BHP) does not include transmission losses.

The sound power level ratings shown are in decibels, referred to 10⁻¹² watts, calculated per AMCA Standard 301. Values shown are for inlet L_{wa} and outlet L_{wo} sound power levels for Installation Type D: ducted inlet, ducted outlet. Ratings include the effect of duct end correction.



710-251-3

960 r/min



Nominal Diameter

710mm



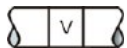
Hub Type

182



Number of Blades

3



BS ISO 5801:2017

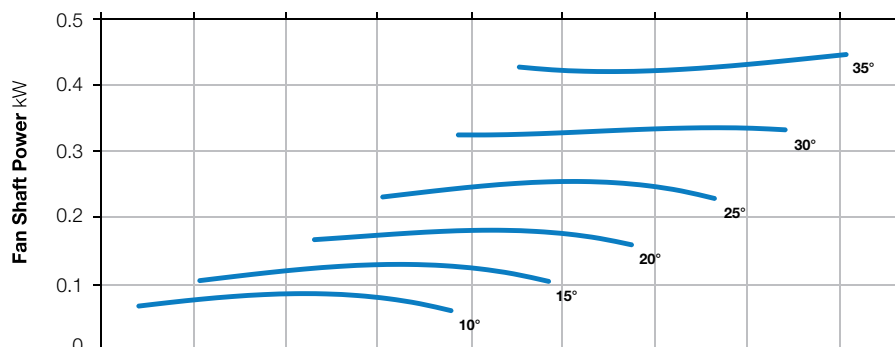
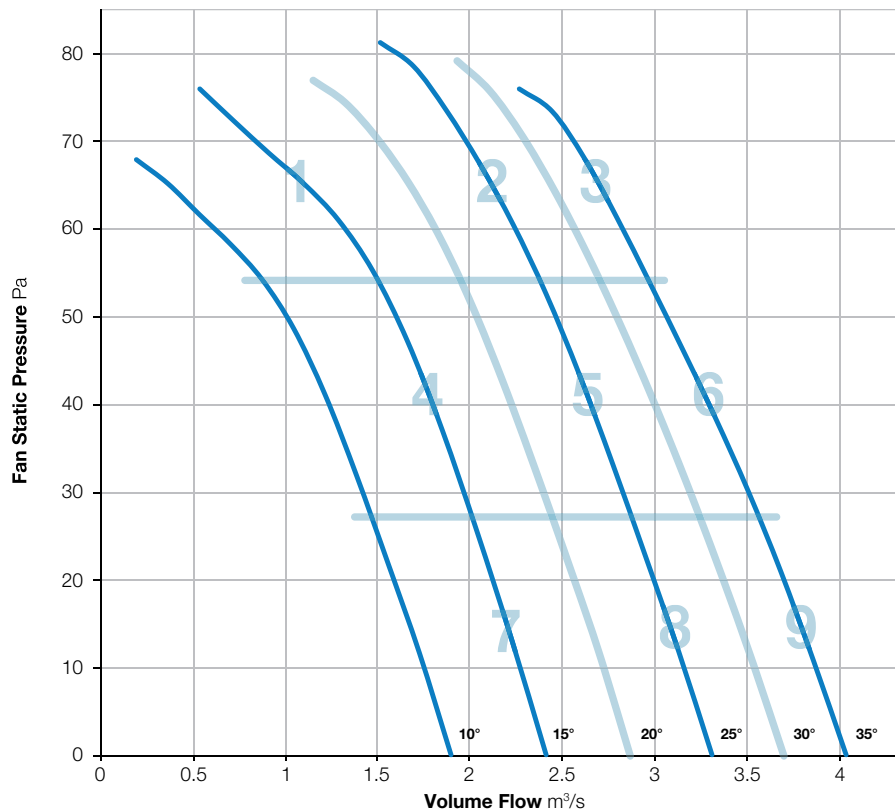
BS EN ISO 5136:2009

Type D installation

Form B



Elta Fans Limited certifies that the Axial Fans shown herein are licensed to bear the AMCA Seal. The ratings shown are based on tests and procedures performed in accordance with AMCA Publication 211 and comply with the requirements of the AMCA Certified Ratings Program. Performance certified is for Installation Type D: Ducted Inlet, Ducted Outlet. Performance ratings do not include the effects of appurtenances (accessories).



Zone		In-duct Sound Power Level (SWL) re 1pW									SPL dBA @ 3m*
		63Hz	125Hz	250Hz	500Hz	1kHz	2kHz	4kHz	8kHz	Total	
1	Inlet	74	73	79	78	73	70	65	57	83	58
	Outlet	76	72	77	78	73	69	64	59	83	58
2	Inlet	79	76	74	70	72	70	66	60	83	56
	Outlet	82	75	73	71	72	69	66	62	84	56
3	Inlet	84	79	74	73	73	71	69	63	86	57
	Outlet	87	78	75	74	74	71	69	64	88	58
4	Inlet	76	71	70	69	69	68	65	56	79	54
	Outlet	80	71	69	69	68	68	64	57	82	53
5	Inlet	79	74	71	69	71	70	65	58	82	55
	Outlet	82	74	70	70	70	70	65	60	84	55
6	Inlet	84	77	73	72	73	71	69	63	86	57
	Outlet	87	76	73	72	74	71	69	66	88	58
7	Inlet	76	71	69	68	69	71	67	56	80	55
	Outlet	79	70	68	67	68	70	65	56	81	54
8	Inlet	80	75	72	70	71	69	65	58	83	55
	Outlet	83	74	71	70	70	68	64	60	84	54
9	Inlet	84	77	73	72	73	71	69	63	86	57
	Outlet	87	76	73	72	74	71	69	66	88	58

*Sound Pressure Level (SPL) is average spherical free-field re 20μPa, for comparative use only.
Power rating (watts, kW or BHP) does not include transmission losses.
The AMCA certified ratings seal applies to air performance only.



710-251-6

960 r/min



Nominal Diameter

710mm



Hub Type

251



Number of Blades

6



BS ISO 5801:2017

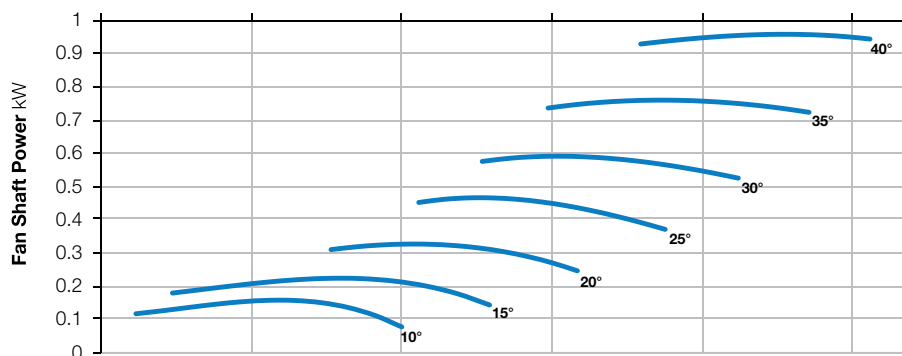
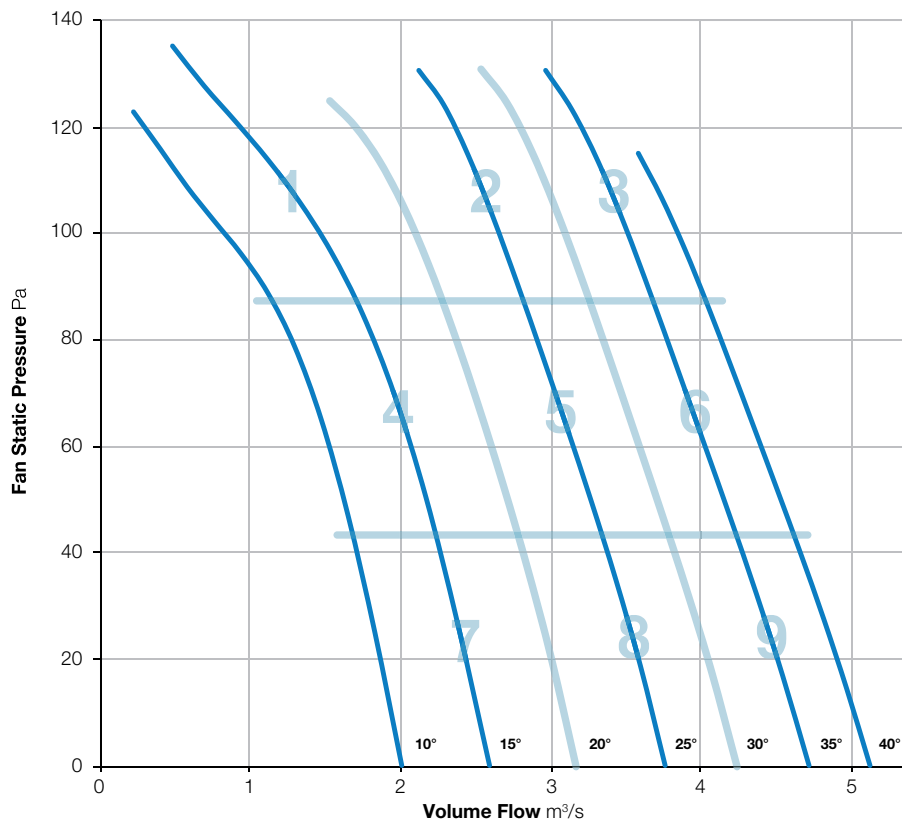
BS EN ISO 5136:2009

Type D installation

Form B



Elta Fans Limited certifies that the Axial Fans shown herein are licensed to bear the AMCA Seal. The ratings shown are based on tests and procedures performed in accordance with AMCA Publication 211 and comply with the requirements of the AMCA Certified Ratings Program. Performance certified is for Installation Type D: Ducted Inlet, Ducted Outlet. Performance ratings do not include the effects of appurtenances (accessories).



Zone		In-duct Sound Power Level (SWL) re 1pW									SPL dBA @ 3m*
		63Hz	125Hz	250Hz	500Hz	1kHz	2kHz	4kHz	8kHz	Total	
1	Inlet	76	80	82	80	75	71	67	58	87	61
	Outlet	77	80	82	79	75	72	68	61	86	60
2	Inlet	77	77	74	73	73	71	68	61	83	57
	Outlet	78	76	73	73	73	71	68	63	83	57
3	Inlet	80	80	75	74	75	73	69	64	85	59
	Outlet	81	79	74	74	75	73	70	66	85	59
4	Inlet	71	74	73	74	74	74	69	59	82	59
	Outlet	72	73	72	73	74	74	69	60	81	59
5	Inlet	77	78	74	73	74	72	68	60	83	58
	Outlet	79	78	73	72	73	72	67	61	83	57
6	Inlet	82	82	75	74	76	72	69	63	86	59
	Outlet	82	81	75	74	75	72	69	65	86	59
7	Inlet	70	75	73	71	72	75	70	58	81	58
	Outlet	71	74	72	71	72	74	69	58	81	58
8	Inlet	77	79	75	73	74	73	69	60	84	58
	Outlet	79	78	74	73	73	73	68	61	84	58
9	Inlet	80	81	76	74	76	72	69	63	86	59
	Outlet	82	81	76	74	75	72	69	65	86	59

*Sound Pressure Level (SPL) is average spherical free-field re 20μPa, for comparative use only.
Power rating (watts, kW or BHP) does not include transmission losses.
The AMCA certified ratings seal applies to air performance only.



710-251-9

960 r/min



Nominal Diameter

710mm



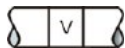
Hub Type

251



Number of Blades

9



BS ISO 5801:2017

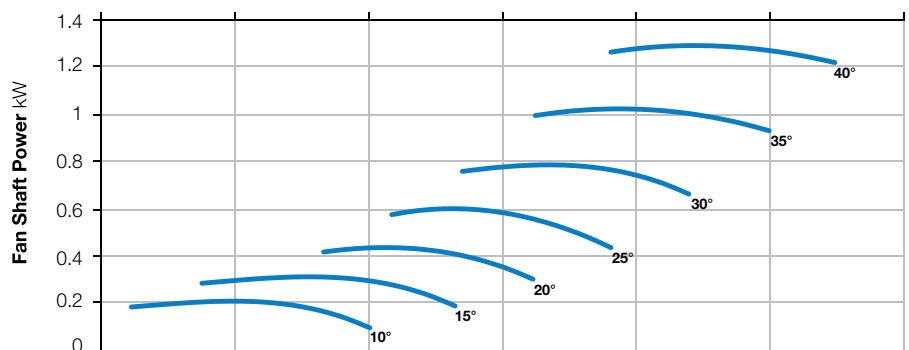
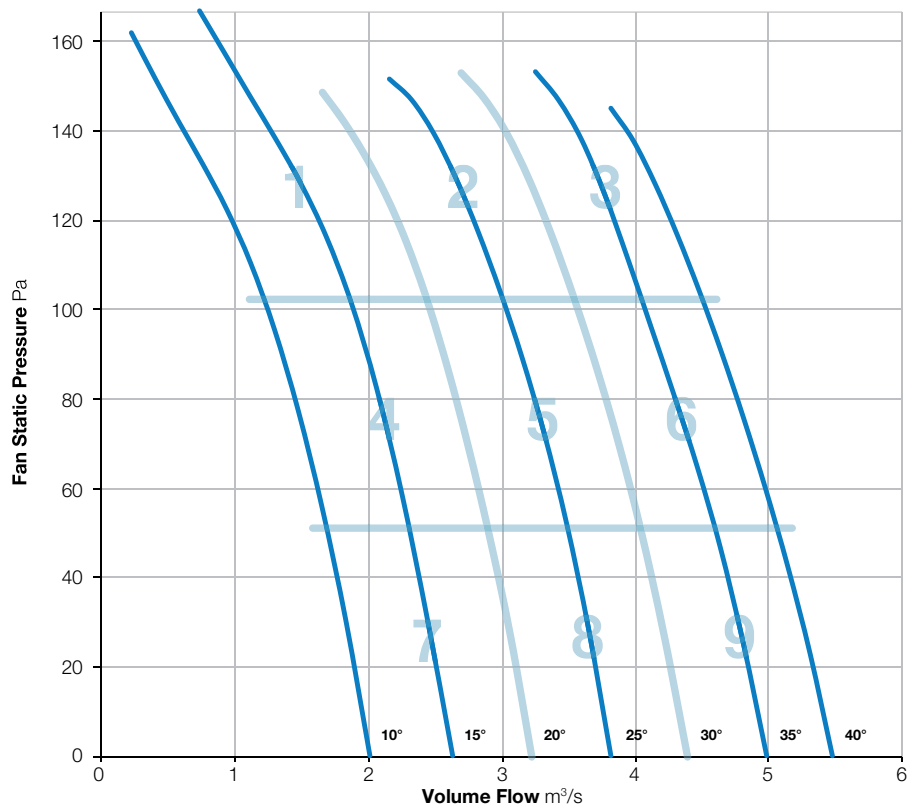
BS EN ISO 5136:2009

Type D installation

Form B



Elta Fans Limited certifies that the Axial Fans shown herein are licensed to bear the AMCA Seal. The ratings shown are based on tests and procedures performed in accordance with AMCA Publication 211 and comply with the requirements of the AMCA Certified Ratings Program. Performance certified is for Installation Type D: Ducted Inlet, Ducted Outlet. Performance ratings do not include the effects of appurtenances (accessories).



Zone		In-duct Sound Power Level (SWL) re 1pW									SPL dBA @ 3m*
		63Hz	125Hz	250Hz	500Hz	1kHz	2kHz	4kHz	8kHz	Total	
1	Inlet	80	81	84	81	77	74	68	59	88	62
	Outlet	81	81	82	80	76	74	68	60	88	61
2	Inlet	79	76	77	77	76	75	70	61	85	60
	Outlet	81	75	77	77	76	75	70	63	85	60
3	Inlet	82	78	77	77	76	74	71	65	86	60
	Outlet	84	78	77	78	76	75	72	67	87	61
4	Inlet	73	71	74	73	75	77	71	59	82	60
	Outlet	77	70	74	72	75	77	70	60	83	60
5	Inlet	79	76	76	74	75	75	70	61	84	60
	Outlet	82	76	76	74	74	74	69	62	85	59
6	Inlet	82	79	78	77	76	74	71	64	86	60
	Outlet	85	80	78	77	76	75	71	66	88	61
7	Inlet	76	73	74	73	73	77	71	58	83	60
	Outlet	79	73	73	72	72	76	70	58	83	59
8	Inlet	80	77	77	74	75	76	71	60	85	60
	Outlet	83	77	76	74	75	76	70	61	86	60
9	Inlet	83	79	78	77	77	75	71	64	87	61
	Outlet	86	81	78	77	76	75	71	66	89	61

*Sound Pressure Level (SPL) is average spherical free-field re 20μPa, for comparative use only.
Power rating (watts, kW or BHP) does not include transmission losses.
The AMCA certified ratings seal applies to air performance only.



710-251-12

960 r/min



Nominal Diameter

710mm



Hub Type

251



Number of Blades

12



BS ISO 5801:2017

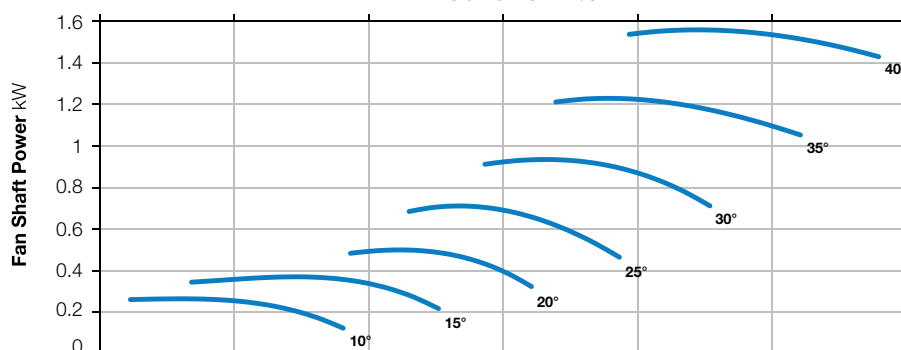
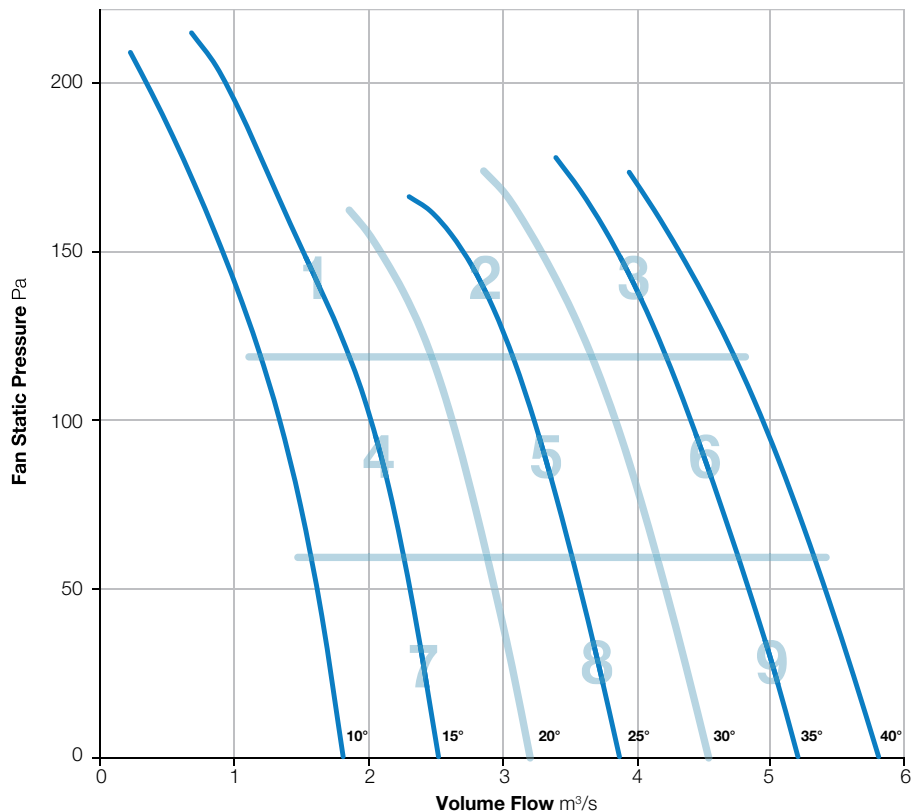
BS ISO 13347-2:2004

Type D installation

Form B



Elta Fans Limited certifies that the Axial Fans shown herein are licensed to bear the AMCA Seal. The ratings shown are based on tests and procedures performed in accordance with AMCA Publications 211 & 311 and comply with the requirements of the AMCA Certified Ratings Program. Performance certified is for Installation Type D: Ducted Inlet, Ducted Outlet. Performance ratings do not include the effects of appurtenances (accessories).



Zone		In-duct Sound Power Level (SWL) re 1pW									SPL dBA @ 3m*
		63Hz	125Hz	250Hz	500Hz	1kHz	2kHz	4kHz	8kHz	Total	
1	Inlet	75	79	85	85	82	78	75	67	90	66
	Outlet	79	81	84	83	81	78	74	68	89	65
2	Inlet	76	72	80	81	78	76	72	66	86	63
	Outlet	79	73	80	81	78	76	72	67	87	63
3	Inlet	80	75	78	77	77	76	73	69	86	62
	Outlet	82	77	80	79	78	76	74	71	87	63
4	Inlet	71	69	77	79	80	81	77	66	86	65
	Outlet	74	70	76	78	79	80	76	66	86	64
5	Inlet	78	72	76	75	74	75	73	66	84	60
	Outlet	81	74	79	76	74	75	73	67	85	60
6	Inlet	81	76	79	77	75	73	71	67	86	60
	Outlet	83	78	80	77	76	73	70	68	87	60
7	Inlet	71	69	76	75	75	77	76	65	83	62
	Outlet	73	71	77	75	75	76	76	64	84	61
8	Inlet	79	74	77	75	75	77	76	66	85	62
	Outlet	81	76	79	75	74	76	75	65	86	61
9	Inlet	82	77	78	76	75	74	71	66	86	60
	Outlet	83	79	81	78	76	75	70	67	87	61

*Sound Pressure Level (SPL) is average spherical free-field re 20μPa, for comparative use only. dBA levels are not licensed by AMCA International.

Power rating (watts, kW or BHP) does not include transmission losses.

The sound power level ratings shown are in decibels, referred to 10⁻¹² watts, calculated per AMCA Standard 301. Values shown are for inlet L_{wa} and outlet L_{wo} sound power levels for Installation Type D: ducted inlet, ducted outlet. Ratings include the effect of duct end correction.



710-252-3

960 r/min



Nominal Diameter

710mm



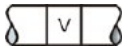
Hub Type

252



Number of Blades

3



BS ISO 5801:2017

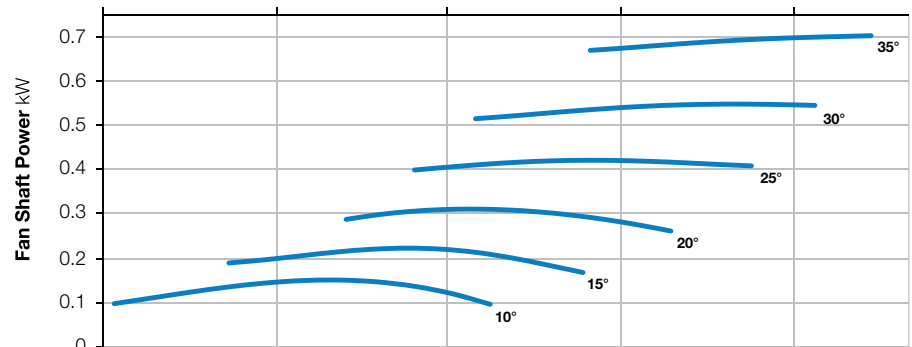
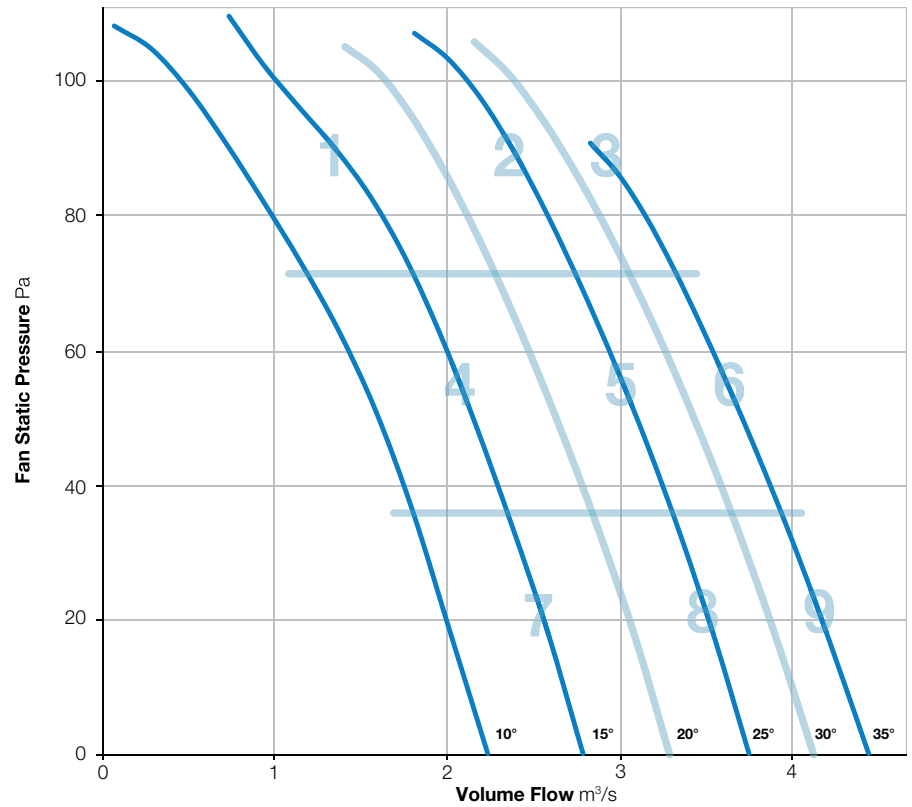
BS EN ISO 5136:2009

Type D installation

Form B



Elta Fans Limited certifies that the Axial Fans shown herein are licensed to bear the AMCA Seal. The ratings shown are based on tests and procedures performed in accordance with AMCA Publication 211 and comply with the requirements of the AMCA Certified Ratings Program. Performance certified is for Installation Type D: Ducted Inlet, Ducted Outlet. Performance ratings do not include the effects of appurtenances (accessories).



Zone		In-duct Sound Power Level (SWL) re 1pW									SPL dBA @ 3m*
		63Hz	125Hz	250Hz	500Hz	1kHz	2kHz	4kHz	8kHz	Total	
1	Inlet	For sound data please contact Elta Fans.									
	Outlet										
2	Inlet										
	Outlet										
3	Inlet										
	Outlet										
4	Inlet										
	Outlet										
5	Inlet										
	Outlet										
6	Inlet										
	Outlet										
7	Inlet										
	Outlet										
8	Inlet										
	Outlet										
9	Inlet										
	Outlet										

*Sound Pressure Level (SPL) is average spherical free-field re 20µPa, for comparative use only.
Power rating (watts, kW or BHP) does not include transmission losses.
The AMCA certified ratings seal applies to air performance only.



710-252-6

960 r/min



Nominal Diameter

710mm



Hub Type

252



Number of Blades

6



BS ISO 5801:2017

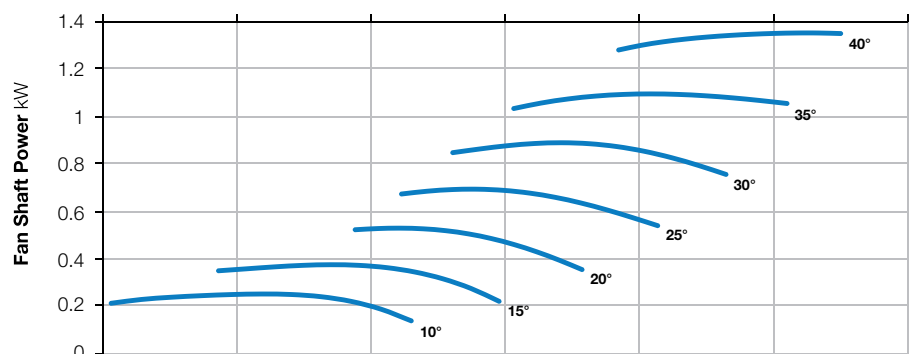
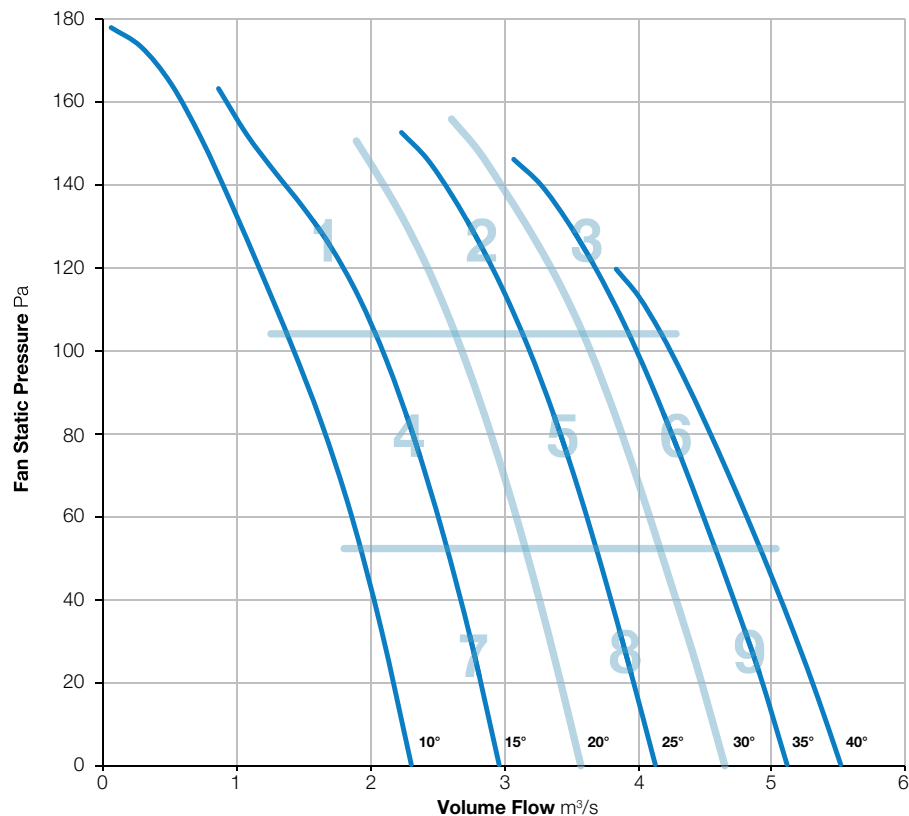
BS EN ISO 5136:2009

Type D installation

Form B



Elta Fans Limited certifies that the Axial Fans shown herein are licensed to bear the AMCA Seal. The ratings shown are based on tests and procedures performed in accordance with AMCA Publication 211 and comply with the requirements of the AMCA Certified Ratings Program. Performance certified is for Installation Type D: Ducted Inlet, Ducted Outlet. Performance ratings do not include the effects of appurtenances (accessories).



Zone		In-duct Sound Power Level (SWL) re 1pW									SPL dBA @ 3m*
		63Hz	125Hz	250Hz	500Hz	1kHz	2kHz	4kHz	8kHz	Total	
1	Inlet	For sound data please contact Elta Fans.									
	Outlet										
2	Inlet										
	Outlet										
3	Inlet										
	Outlet										
4	Inlet										
	Outlet										
5	Inlet										
	Outlet										
6	Inlet										
	Outlet										
7	Inlet										
	Outlet										
8	Inlet										
	Outlet										
9	Inlet										
	Outlet										

*Sound Pressure Level (SPL) is average spherical free-field re 20µPa, for comparative use only.
Power rating (watts, kW or BHP) does not include transmission losses.
The AMCA certified ratings seal applies to air performance only.



710-252-9

960 r/min



Nominal Diameter

710mm



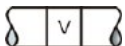
Hub Type

252



Number of Blades

9



BS ISO 5801:2017

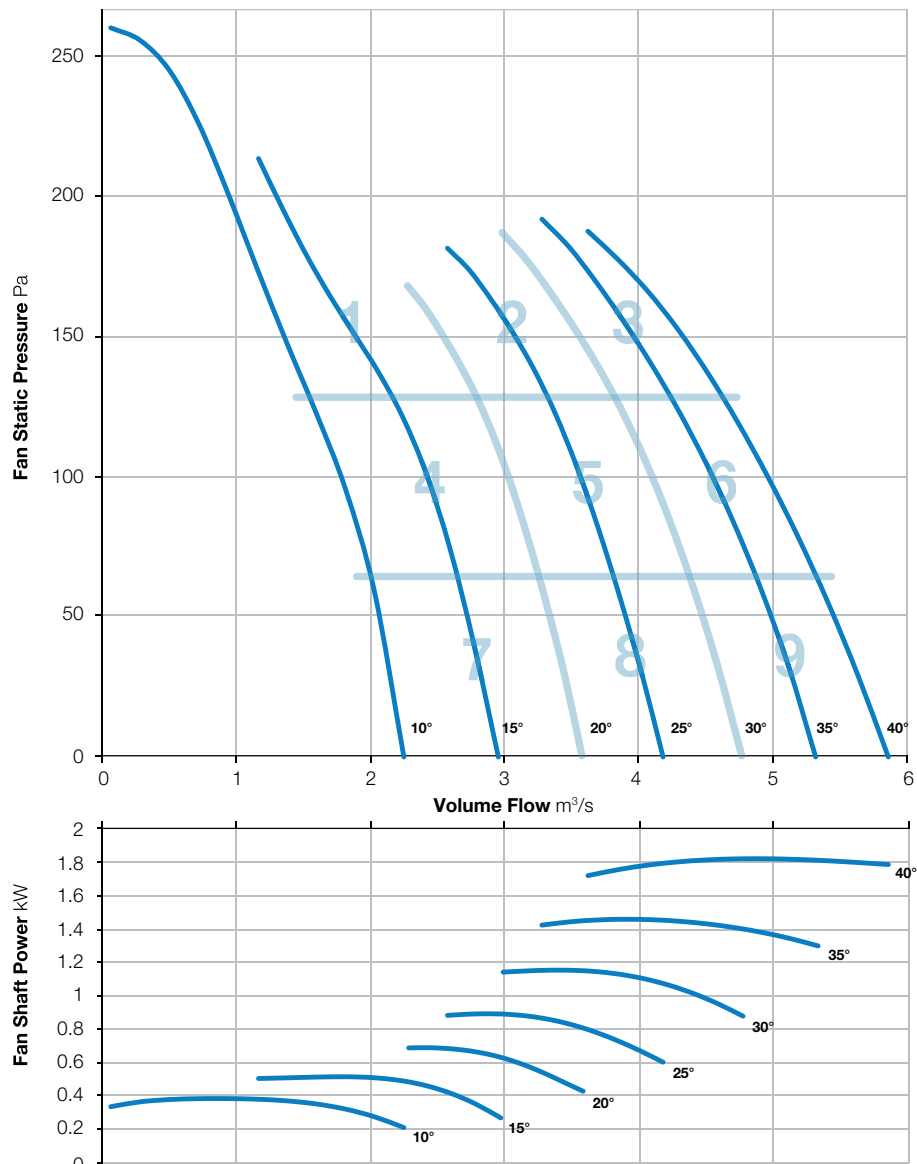
BS EN ISO 5136:2009

Type D installation

Form B



Elta Fans Limited certifies that the Axial Fans shown herein are licensed to bear the AMCA Seal. The ratings shown are based on tests and procedures performed in accordance with AMCA Publication 211 and comply with the requirements of the AMCA Certified Ratings Program. Performance certified is for Installation Type D: Ducted Inlet, Ducted Outlet. Performance ratings do not include the effects of appurtenances (accessories).



Zone		In-duct Sound Power Level (SWL) re 1pW									SPL dBA @ 3m*
		63Hz	125Hz	250Hz	500Hz	1kHz	2kHz	4kHz	8kHz	Total	
1	Inlet	For sound data please contact Elta Fans.									
	Outlet										
2	Inlet										
	Outlet										
3	Inlet										
	Outlet										
4	Inlet										
	Outlet										
5	Inlet										
	Outlet										
6	Inlet										
	Outlet										
7	Inlet										
	Outlet										
8	Inlet										
	Outlet										
9	Inlet										
	Outlet										

*Sound Pressure Level (SPL) is average spherical free-field re 20μPa, for comparative use only.
Power rating (watts, kW or BHP) does not include transmission losses.
The AMCA certified ratings seal applies to air performance only.



710-131-3

1440 r/min



Nominal Diameter

710mm



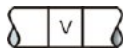
Hub Type

131



Number of Blades

3



BS ISO 5801:2017

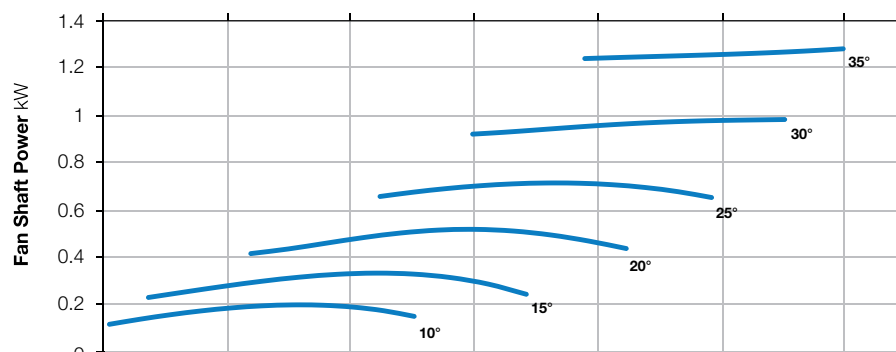
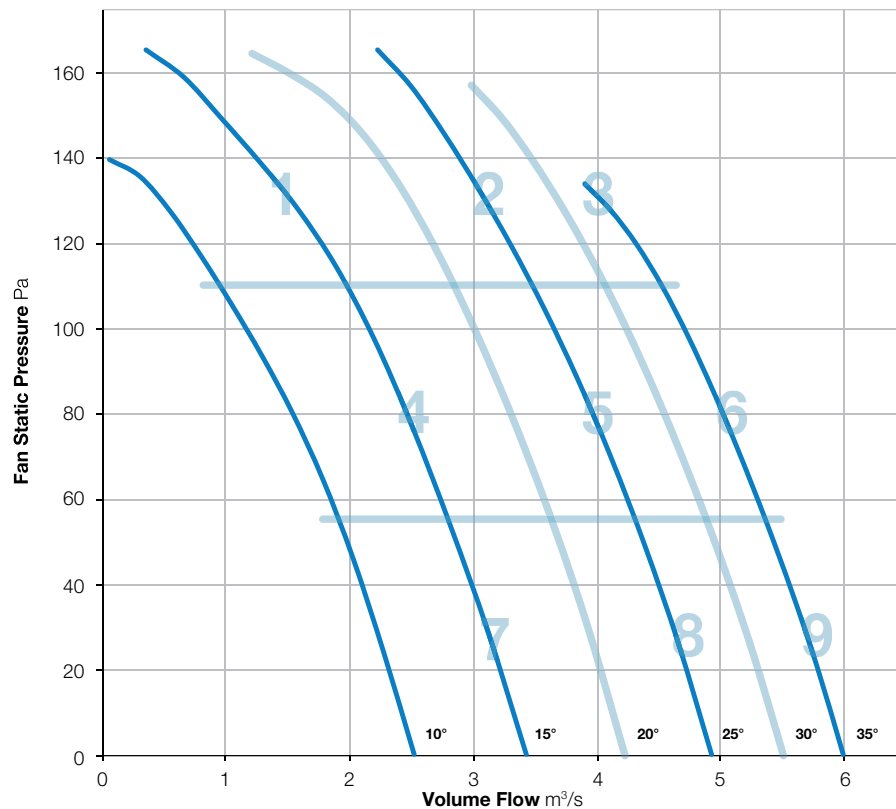
BS EN ISO 5136:2009

Type D installation

Form B



Elta Fans Limited certifies that the Axial Fans shown herein are licensed to bear the AMCA Seal. The ratings shown are based on tests and procedures performed in accordance with AMCA Publication 211 and comply with the requirements of the AMCA Certified Ratings Program. Performance certified is for Installation Type D: Ducted Inlet, Ducted Outlet. Performance ratings do not include the effects of appurtenances (accessories).



Zone		In-duct Sound Power Level (SWL) re 1pW									SPL dBA @ 3m*
		63Hz	125Hz	250Hz	500Hz	1kHz	2kHz	4kHz	8kHz	Total	
1	Inlet	80	81	91	89	83	81	77	72	94	69
	Outlet	80	80	90	87	82	80	76	73	93	68
2	Inlet	86	80	79	79	79	80	78	74	90	65
	Outlet	84	79	77	79	78	79	78	76	88	65
3	Inlet	92	86	85	83	83	84	81	77	95	69
	Outlet	90	86	84	83	83	83	81	79	94	69
4	Inlet	81	76	78	81	81	80	77	72	88	65
	Outlet	79	76	77	80	80	79	76	72	87	65
5	Inlet	88	83	82	80	78	78	77	72	91	64
	Outlet	86	82	80	80	77	77	76	74	90	63
6	Inlet	93	87	86	83	83	84	81	77	96	69
	Outlet	90	87	85	83	83	83	82	80	94	69
7	Inlet	87	80	78	77	76	76	78	72	89	63
	Outlet	84	79	77	76	75	75	77	72	87	62
8	Inlet	87	82	82	80	78	78	76	72	90	64
	Outlet	86	82	80	80	77	77	76	74	90	63
9	Inlet	93	87	86	83	83	84	81	77	96	69
	Outlet	90	87	85	83	83	83	82	80	94	69

*Sound Pressure Level (SPL) is average spherical free-field re 20μPa, for comparative use only.
Power rating (watts, kW or BHP) does not include transmission losses.
The AMCA certified ratings seal applies to air performance only.



710-131-6

1440 r/min



Nominal Diameter

710mm



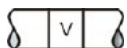
Hub Type

131



Number of Blades

6



BS ISO 5801:2017

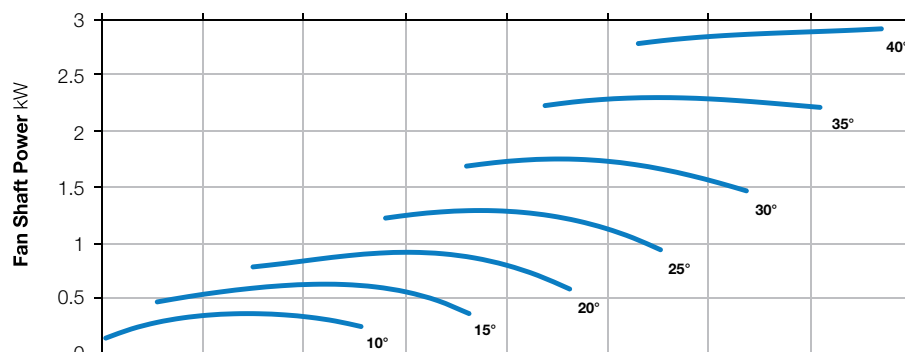
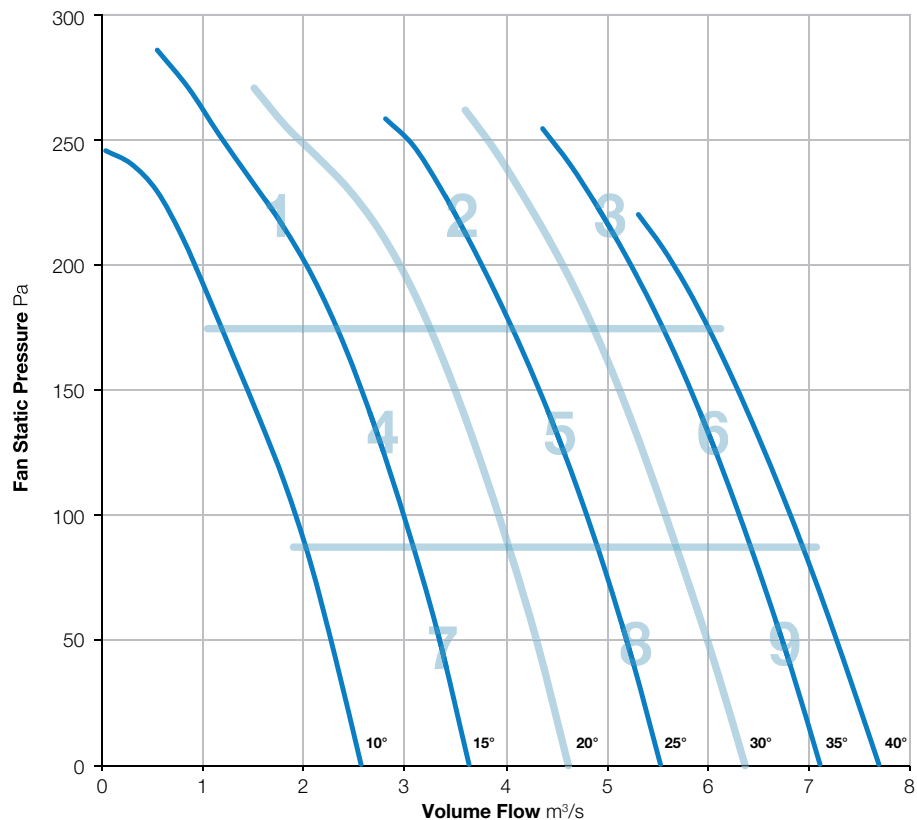
BS EN ISO 5136:2009

Type D installation

Form B



Elta Fans Limited certifies that the Axial Fans shown herein are licensed to bear the AMCA Seal. The ratings shown are based on tests and procedures performed in accordance with AMCA Publication 211 and comply with the requirements of the AMCA Certified Ratings Program. Performance certified is for Installation Type D: Ducted Inlet, Ducted Outlet. Performance ratings do not include the effects of appurtenances (accessories).



Zone		In-duct Sound Power Level (SWL) re 1pW									SPL dBA @ 3m*
		63Hz	125Hz	250Hz	500Hz	1kHz	2kHz	4kHz	8kHz	Total	
1	Inlet	78	85	93	91	86	83	79	74	96	72
	Outlet	79	85	92	90	85	82	79	74	96	71
2	Inlet	82	85	85	89	87	85	82	77	94	71
	Outlet	84	84	84	89	87	84	82	79	94	71
3	Inlet	85	88	86	84	85	85	83	79	94	70
	Outlet	90	89	85	85	85	85	83	81	95	71
4	Inlet	74	80	79	87	88	86	82	74	93	72
	Outlet	77	80	78	86	87	85	81	74	92	71
5	Inlet	84	87	86	82	82	81	79	75	92	67
	Outlet	86	87	84	84	81	80	78	76	92	67
6	Inlet	86	90	88	86	86	84	82	78	95	71
	Outlet	91	91	87	87	86	84	82	81	96	71
7	Inlet	75	82	80	79	81	80	83	75	89	67
	Outlet	77	82	79	79	81	79	81	75	89	66
8	Inlet	83	88	86	83	82	80	79	75	93	67
	Outlet	86	88	84	84	81	80	78	75	93	67
9	Inlet	86	90	88	86	86	84	82	78	95	71
	Outlet	91	91	87	87	86	84	82	81	96	71

*Sound Pressure Level (SPL) is average spherical free-field re 20μPa, for comparative use only.
Power rating (watts, kW or BHP) does not include transmission losses.
The AMCA certified ratings seal applies to air performance only.



710-181-3

1440 r/min



Nominal Diameter

710mm



Hub Type

181



Number of Blades

3

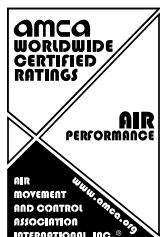


BS ISO 5801:2017

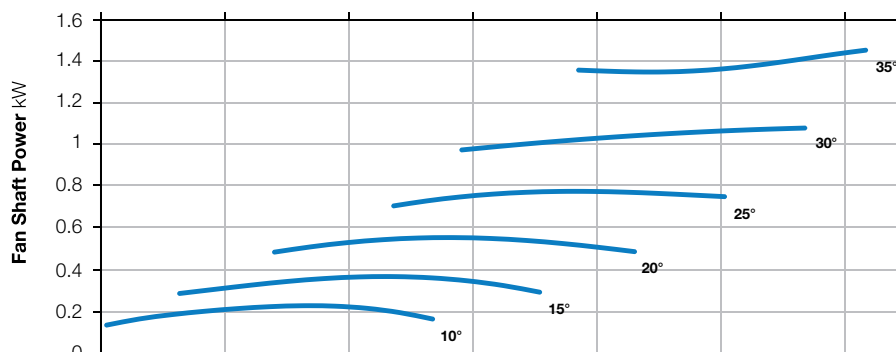
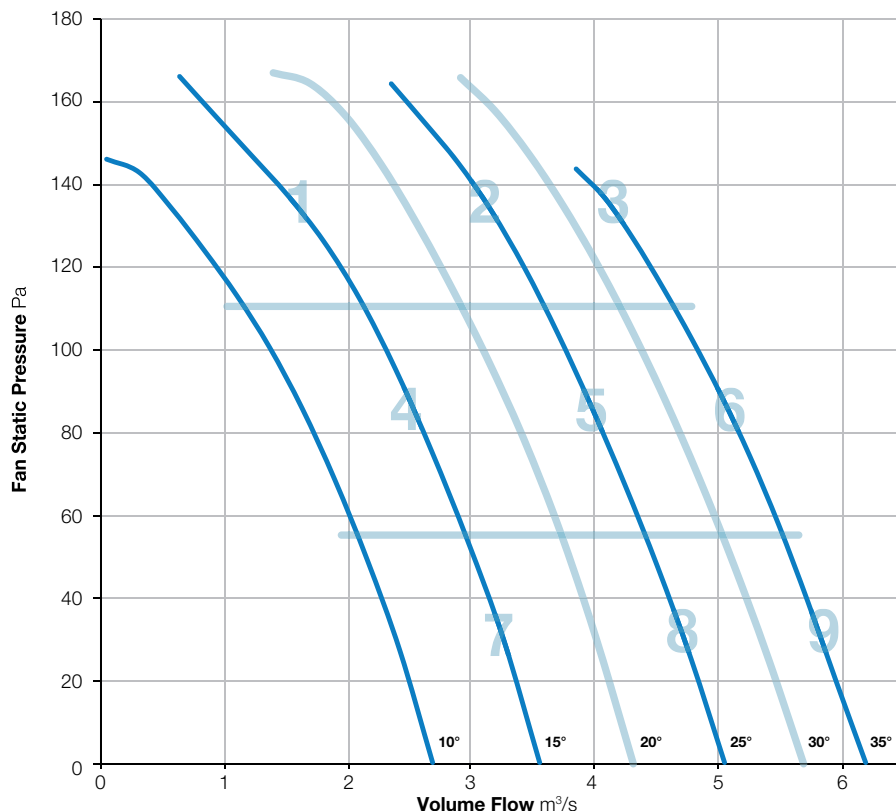
BS EN ISO 5136:2009

Type D installation

Form B



Elta Fans Limited certifies that the Axial Fans shown herein are licensed to bear the AMCA Seal. The ratings shown are based on tests and procedures performed in accordance with AMCA Publication 211 and comply with the requirements of the AMCA Certified Ratings Program. Performance certified is for Installation Type D: Ducted Inlet, Ducted Outlet. Performance ratings do not include the effects of appurtenances (accessories).



Zone		In-duct Sound Power Level (SWL) re 1pW									SPL dBA @ 3m*
		63Hz	125Hz	250Hz	500Hz	1kHz	2kHz	4kHz	8kHz	Total	
1	Inlet	81	82	92	90	84	82	78	73	95	70
	Outlet	81	81	91	88	83	81	77	74	94	69
2	Inlet	87	81	80	80	80	81	79	75	91	66
	Outlet	85	80	78	80	79	80	79	77	89	66
3	Inlet	91	85	84	82	82	83	80	76	94	68
	Outlet	89	85	83	82	82	82	80	78	93	68
4	Inlet	80	75	77	80	80	79	76	71	87	64
	Outlet	78	75	76	79	79	78	75	71	86	64
5	Inlet	88	83	82	80	78	78	77	72	91	64
	Outlet	86	82	80	80	77	77	76	74	90	63
6	Inlet	93	87	86	83	83	84	81	77	96	69
	Outlet	90	87	85	83	83	83	82	80	94	69
7	Inlet	87	80	78	77	76	76	78	72	89	63
	Outlet	84	79	77	76	75	75	77	72	87	62
8	Inlet	87	82	82	80	78	78	76	72	90	64
	Outlet	86	82	80	80	77	77	76	74	90	63
9	Inlet	93	87	86	83	83	84	81	77	96	69
	Outlet	90	87	85	83	83	83	82	80	94	69

*Sound Pressure Level (SPL) is average spherical free-field re 20μPa, for comparative use only.
Power rating (watts, kW or BHP) does not include transmission losses.
The AMCA certified ratings seal applies to air performance only.



710-181-6

1440 r/min



Nominal Diameter

710mm



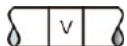
Hub Type

181



Number of Blades

6



BS ISO 5801:2017

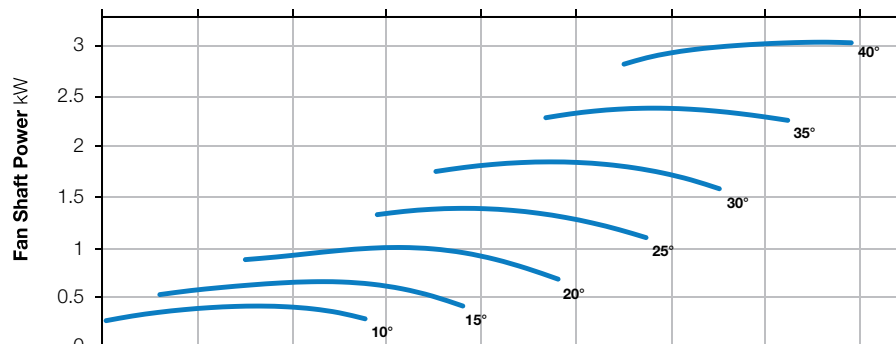
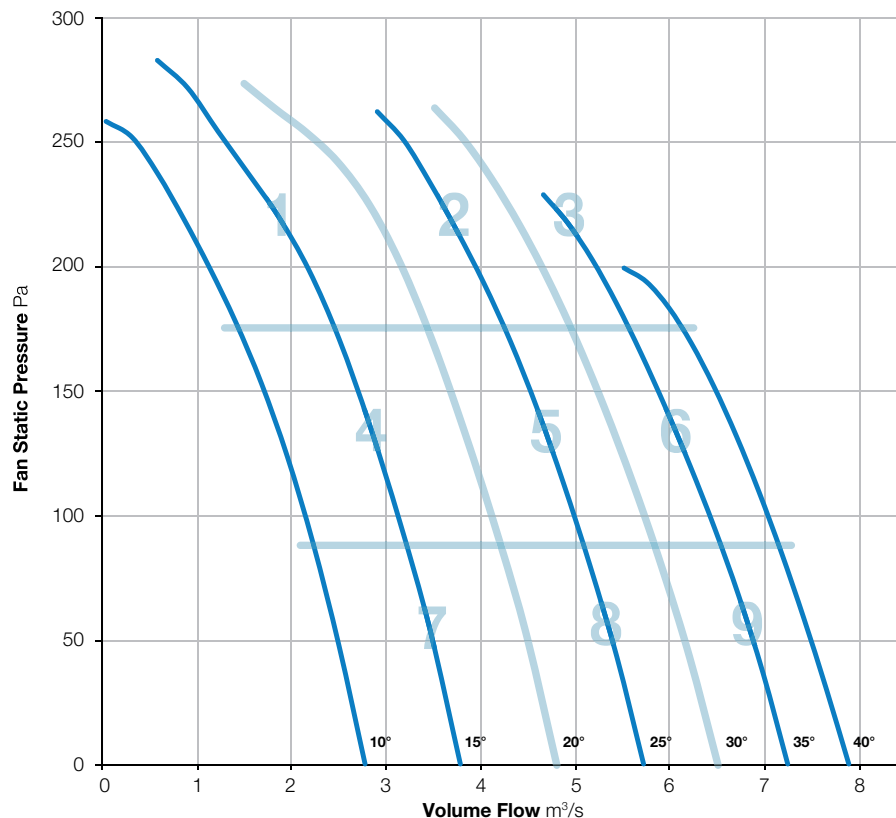
BS EN ISO 5136:2009

Type D installation

Form B



Elta Fans Limited certifies that the Axial Fans shown herein are licensed to bear the AMCA Seal. The ratings shown are based on tests and procedures performed in accordance with AMCA Publication 211 and comply with the requirements of the AMCA Certified Ratings Program. Performance certified is for Installation Type D: Ducted Inlet, Ducted Outlet. Performance ratings do not include the effects of appurtenances (accessories).



Zone		In-duct Sound Power Level (SWL) re 1pW									SPL dBA @ 3m*
		63Hz	125Hz	250Hz	500Hz	1kHz	2kHz	4kHz	8kHz	Total	
1	Inlet	78	85	93	91	86	83	79	74	96	72
	Outlet	79	85	92	90	85	82	79	74	96	71
2	Inlet	82	85	85	89	87	85	82	77	94	71
	Outlet	84	84	84	89	87	84	82	79	94	71
3	Inlet	85	88	86	84	85	85	83	79	94	70
	Outlet	90	89	85	85	85	85	83	81	95	71
4	Inlet	74	80	79	87	88	86	82	74	93	72
	Outlet	77	80	78	86	87	85	81	74	92	71
5	Inlet	84	87	86	82	82	81	79	75	92	67
	Outlet	86	87	84	84	81	80	78	76	92	67
6	Inlet	86	90	88	86	86	84	82	78	95	71
	Outlet	91	91	87	87	86	84	82	81	96	71
7	Inlet	75	82	80	79	81	80	83	75	89	67
	Outlet	77	82	79	79	81	79	81	75	89	66
8	Inlet	83	88	86	83	82	80	79	75	93	67
	Outlet	86	88	84	84	81	80	78	75	93	67
9	Inlet	86	90	88	86	86	84	82	78	95	71
	Outlet	91	91	87	87	86	84	82	81	96	71

*Sound Pressure Level (SPL) is average spherical free-field re 20μPa, for comparative use only.
Power rating (watts, kW or BHP) does not include transmission losses.
The AMCA certified ratings seal applies to air performance only.



710-181-9

1440 r/min



Nominal Diameter

710mm



Hub Type

181



Number of Blades

9



BS ISO 5801:2017

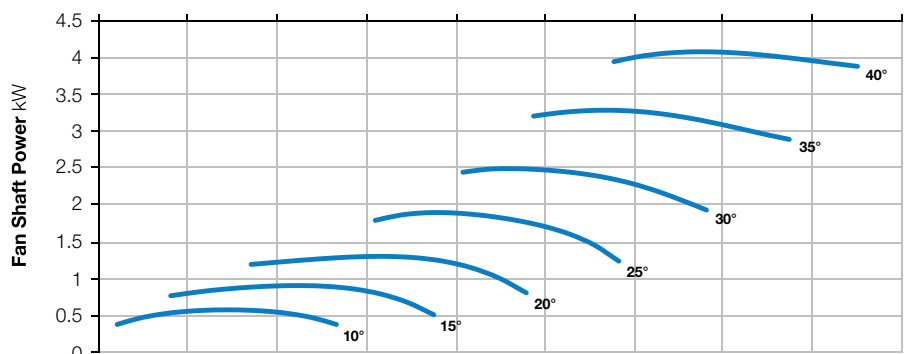
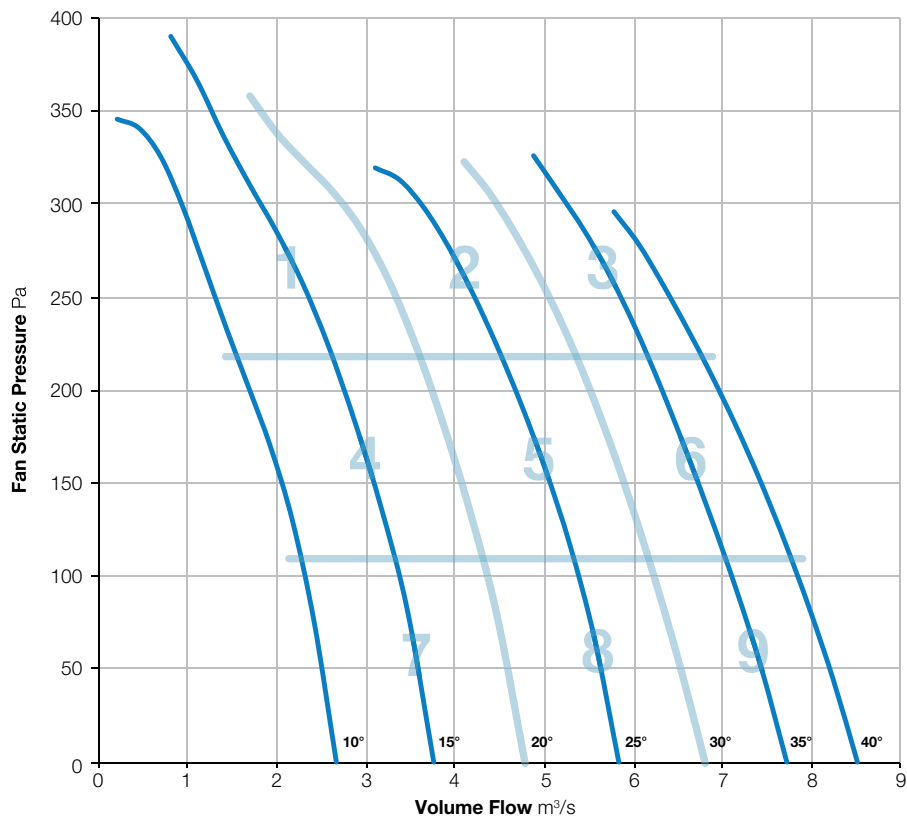
BS EN ISO 5136:2009

Type D installation

Form B



Elta Fans Limited certifies that the Axial Fans shown herein are licensed to bear the AMCA Seal. The ratings shown are based on tests and procedures performed in accordance with AMCA Publication 211 and comply with the requirements of the AMCA Certified Ratings Program. Performance certified is for Installation Type D: Ducted Inlet, Ducted Outlet. Performance ratings do not include the effects of appurtenances (accessories).



Zone		In-duct Sound Power Level (SWL) re 1pW									SPL dBA @ 3m*
		63Hz	125Hz	250Hz	500Hz	1kHz	2kHz	4kHz	8kHz	Total	
1	Inlet	79	83	94	94	89	85	79	74	98	74
	Outlet	82	83	93	92	89	84	79	74	97	73
2	Inlet	85	78	85	90	87	85	81	76	94	72
	Outlet	88	80	85	91	88	85	81	76	95	72
3	Inlet	89	82	88	87	87	84	80	78	95	71
	Outlet	93	86	87	88	87	84	80	79	96	71
4	Inlet	78	72	81	87	89	88	83	76	94	73
	Outlet	80	73	80	88	88	88	82	75	94	72
5	Inlet	85	80	86	85	86	82	80	75	93	69
	Outlet	89	85	85	88	84	82	79	75	94	69
6	Inlet	90	86	90	88	87	84	80	77	96	71
	Outlet	94	91	89	89	87	84	80	78	98	71
7	Inlet	77	74	82	82	83	83	84	77	90	69
	Outlet	81	75	81	83	81	82	82	76	90	68
8	Inlet	86	82	87	85	85	82	81	76	93	69
	Outlet	89	85	86	88	84	82	80	75	94	69
9	Inlet	90	86	90	88	87	84	80	77	96	71
	Outlet	94	91	89	89	87	84	80	78	98	71

*Sound Pressure Level (SPL) is average spherical free-field re 20μPa, for comparative use only.
Power rating (watts, kW or BHP) does not include transmission losses.
The AMCA certified ratings seal applies to air performance only.



710-182-3

1440 r/min



Nominal Diameter

710mm



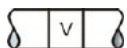
Hub Type

182



Number of Blades

3



BS ISO 5801:2017

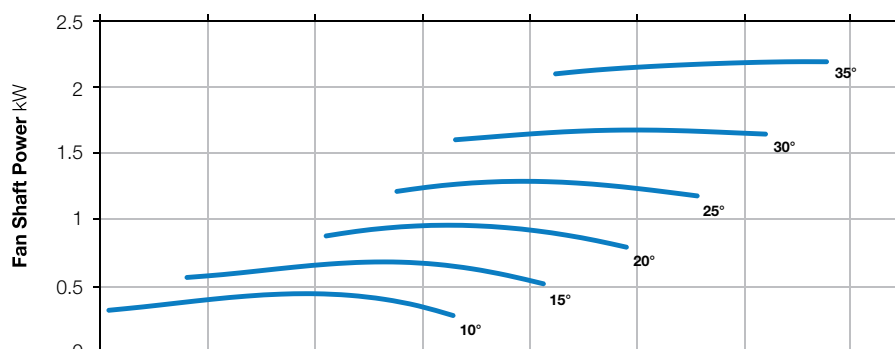
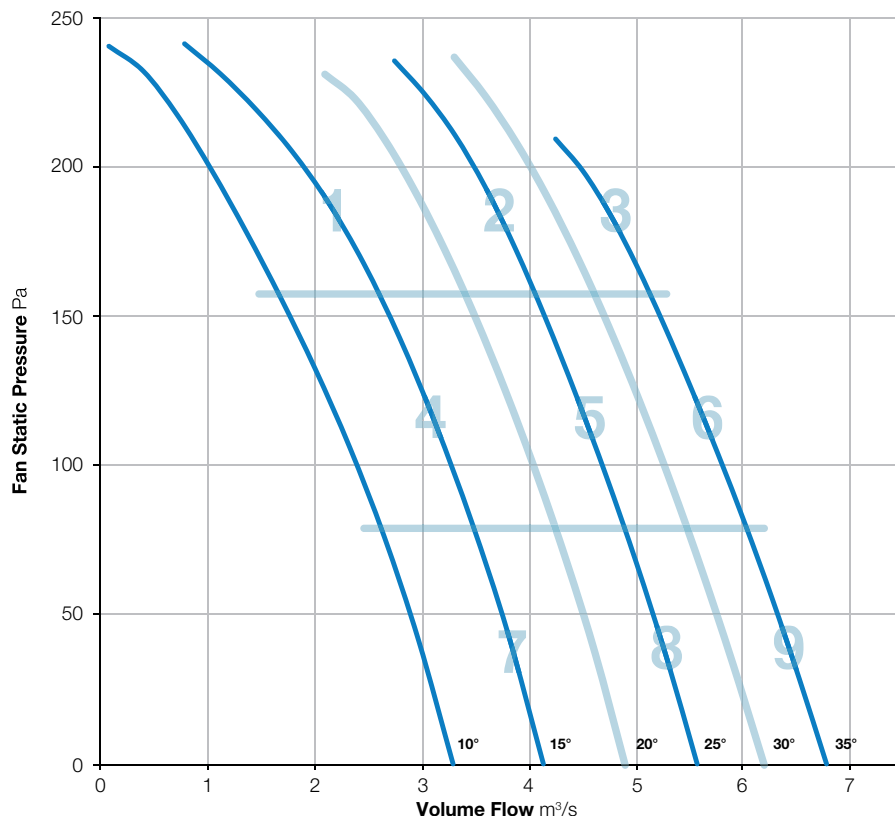
BS EN ISO 5136:2009

Type D installation

Form B



Elta Fans Limited certifies that the Axial Fans shown herein are licensed to bear the AMCA Seal. The ratings shown are based on tests and procedures performed in accordance with AMCA Publication 211 and comply with the requirements of the AMCA Certified Ratings Program. Performance certified is for Installation Type D: Ducted Inlet, Ducted Outlet. Performance ratings do not include the effects of appurtenances (accessories).



Zone		In-duct Sound Power Level (SWL) re 1pW									SPL dBA @ 3m*
		63Hz	125Hz	250Hz	500Hz	1kHz	2kHz	4kHz	8kHz	Total	
1	Inlet	For sound data please contact Elta Fans.									
	Outlet										
2	Inlet										
	Outlet										
3	Inlet										
	Outlet										
4	Inlet										
	Outlet										
5	Inlet										
	Outlet										
6	Inlet										
	Outlet										
7	Inlet										
	Outlet										
8	Inlet										
	Outlet										
9	Inlet										
	Outlet										

*Sound Pressure Level (SPL) is average spherical free-field re 20µPa, for comparative use only.
Power rating (watts, kW or BHP) does not include transmission losses.
The AMCA certified ratings seal applies to air performance only.



710-182-6

1440 r/min



Nominal Diameter

710mm



Hub Type

182



Number of Blades

6



BS ISO 5801:2017

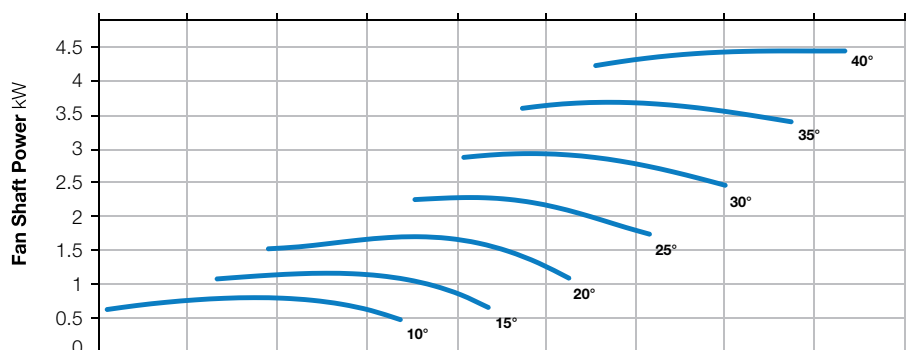
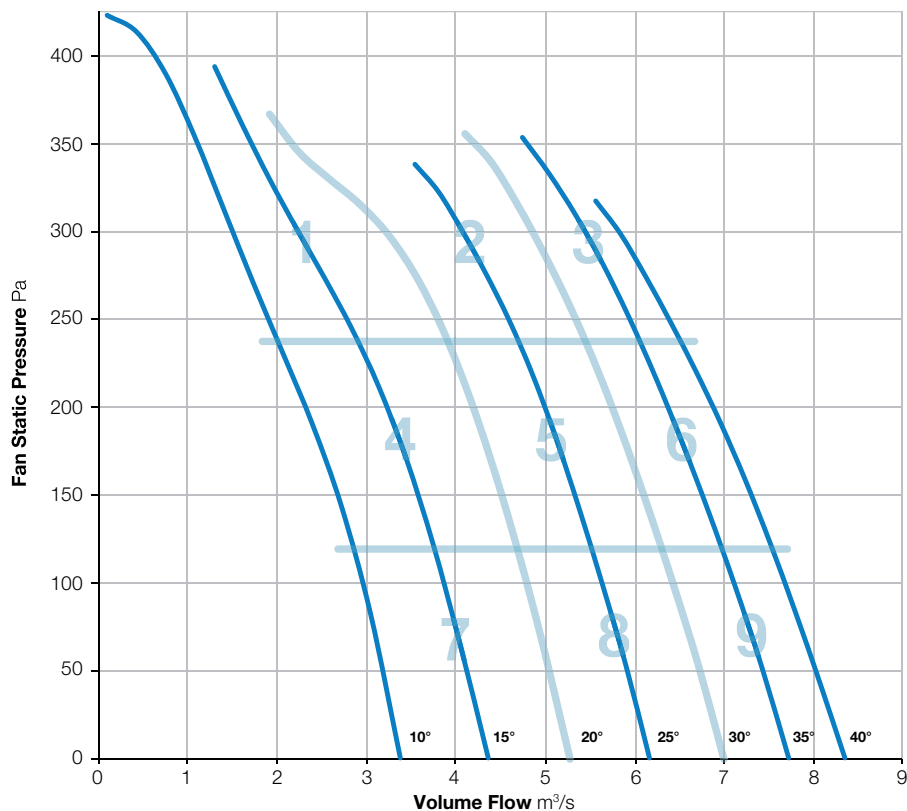
BS ISO 13347-2:2004

Type D installation

Form B



Elta Fans Limited certifies that the Axial Fans shown herein are licensed to bear the AMCA Seal. The ratings shown are based on tests and procedures performed in accordance with AMCA Publications 211 & 311 and comply with the requirements of the AMCA Certified Ratings Program. Performance certified is for Installation Type D: Ducted Inlet, Ducted Outlet. Performance ratings do not include the effects of appurtenances (accessories).



Zone		In-duct Sound Power Level (SWL) re 1pW									SPL dBA @ 3m*
		63Hz	125Hz	250Hz	500Hz	1kHz	2kHz	4kHz	8kHz	Total	
1	Inlet	82	82	93	90	87	81	75	71	96	71
	Outlet	88	88	92	90	87	82	76	73	97	71
2	Inlet	89	88	86	88	86	79	75	75	95	69
	Outlet	92	90	86	86	86	81	78	77	96	69
3	Inlet	91	90	85	87	81	79	77	77	95	68
	Outlet	96	92	86	87	82	80	78	79	98	68
4	Inlet	84	82	81	88	88	80	76	71	93	70
	Outlet	89	87	85	88	87	82	75	72	95	70
5	Inlet	86	85	83	83	82	78	73	71	91	66
	Outlet	92	92	87	84	82	78	75	74	96	67
6	Inlet	89	87	85	87	82	80	75	76	94	68
	Outlet	94	93	88	86	85	82	79	78	98	69
7	Inlet	85	83	83	84	84	80	77	74	91	67
	Outlet	89	91	85	85	83	74	76	73	95	67
8	Inlet	86	85	83	83	82	76	73	72	91	65
	Outlet	93	93	88	86	83	78	75	73	97	68
9	Inlet	81	85	82	89	83	80	77	74	92	69
	Outlet	87	94	85	87	85	82	79	79	96	70

*Sound Pressure Level (SPL) is average spherical free-field re 20μPa, for comparative use only. dBA levels are not licensed by AMCA International.

Power rating (watts, kW or BHP) does not include transmission losses.

The sound power level ratings shown are in decibels, referred to 10⁻¹² watts, calculated per AMCA Standard 301. Values shown are for inlet L_{wa} and outlet L_{wo} sound power levels for Installation Type D: ducted inlet, ducted outlet. Ratings include the effect of duct end correction.



710-251-3

1440 r/min



Nominal Diameter

710mm



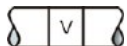
Hub Type

251



Number of Blades

3



BS ISO 5801:2017

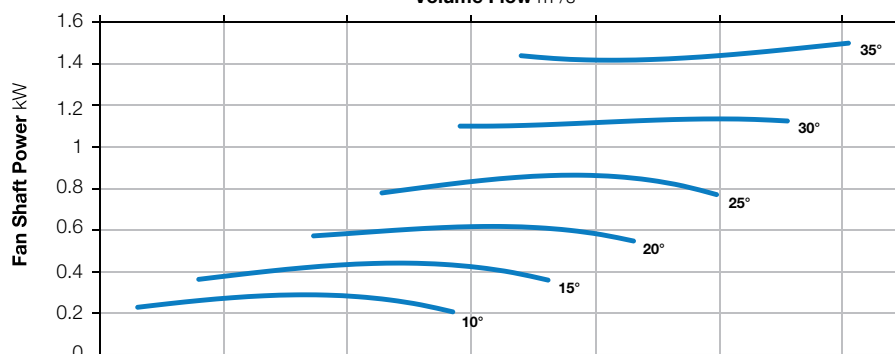
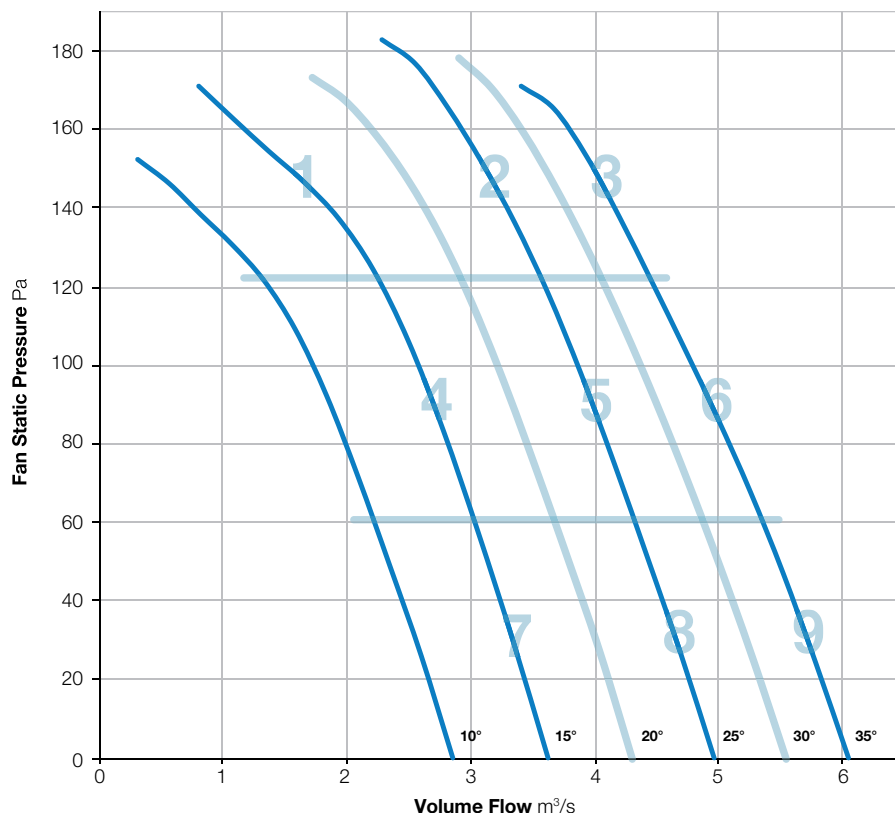
BS EN ISO 5136:2009

Type D installation

Form B



Elta Fans Limited certifies that the Axial Fans shown herein are licensed to bear the AMCA Seal. The ratings shown are based on tests and procedures performed in accordance with AMCA Publication 211 and comply with the requirements of the AMCA Certified Ratings Program. Performance certified is for Installation Type D: Ducted Inlet, Ducted Outlet. Performance ratings do not include the effects of appurtenances (accessories).



Zone		In-duct Sound Power Level (SWL) re 1pW									SPL dBA @ 3m*
		63Hz	125Hz	250Hz	500Hz	1kHz	2kHz	4kHz	8kHz	Total	
1	Inlet	84	79	83	89	86	81	75	68	93	70
	Outlet	83	79	82	89	86	81	74	69	93	70
2	Inlet	87	83	84	82	82	80	75	70	91	66
	Outlet	86	82	83	81	82	80	75	72	91	66
3	Inlet	93	87	85	84	83	82	79	74	95	68
	Outlet	93	87	85	83	84	83	78	75	96	68
4	Inlet	85	78	79	78	79	77	74	68	88	63
	Outlet	84	77	78	77	77	77	73	68	87	62
5	Inlet	88	83	81	80	80	79	74	68	91	64
	Outlet	87	82	80	79	81	79	74	70	90	65
6	Inlet	92	86	83	82	84	83	78	73	95	68
	Outlet	92	86	83	82	84	83	78	76	95	68
7	Inlet	85	79	78	77	77	76	75	68	88	62
	Outlet	85	79	76	76	76	76	74	68	88	61
8	Inlet	89	83	81	80	80	79	74	68	92	64
	Outlet	88	82	80	79	81	79	74	70	91	65
9	Inlet	92	86	83	82	84	83	78	73	95	68
	Outlet	92	86	83	82	84	83	78	76	95	68

*Sound Pressure Level (SPL) is average spherical free-field re 20μPa, for comparative use only.
Power rating (watts, kW or BHP) does not include transmission losses.
The AMCA certified ratings seal applies to air performance only.



710-251-6

1440 r/min



Nominal Diameter

710mm



Hub Type

251



Number of Blades

6



BS ISO 5801:2017

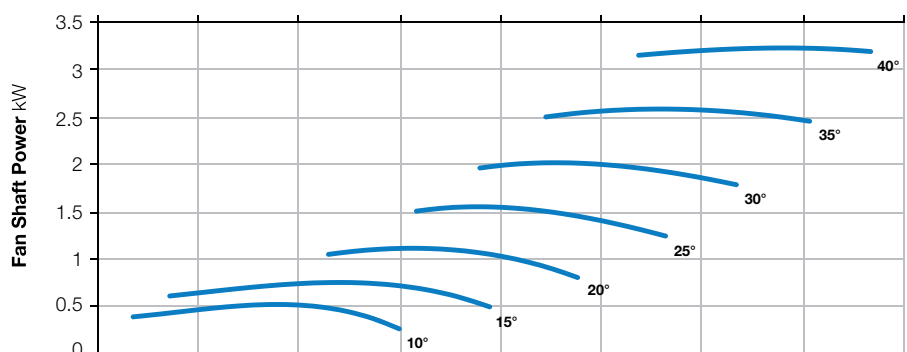
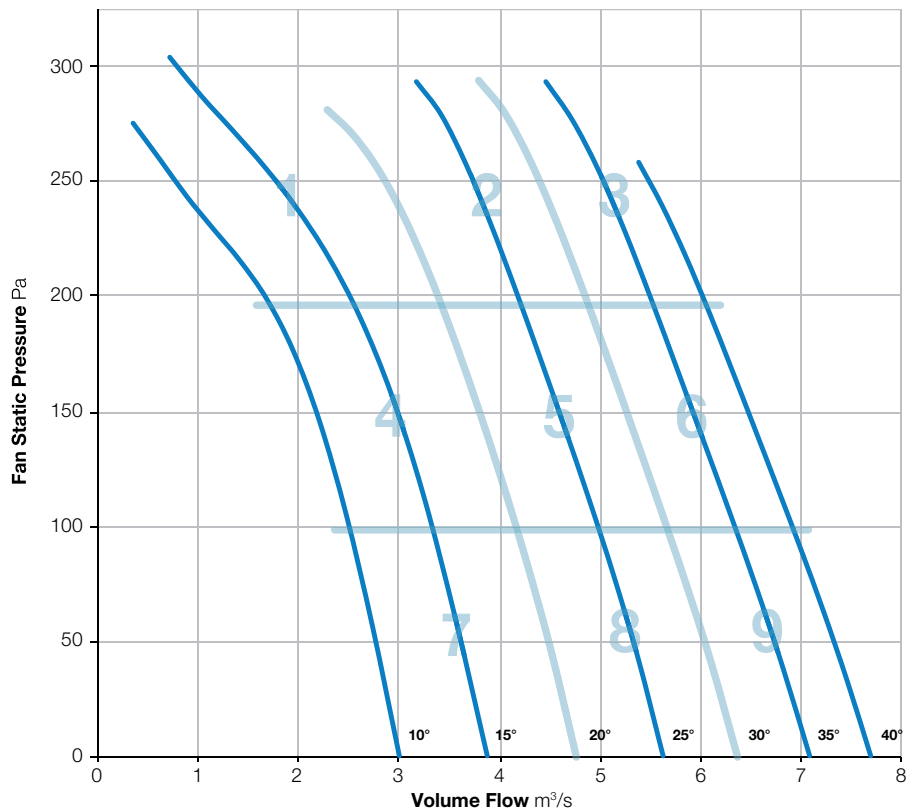
BS EN ISO 5136:2009

Type D installation

Form B



Elta Fans Limited certifies that the Axial Fans shown herein are licensed to bear the AMCA Seal. The ratings shown are based on tests and procedures performed in accordance with AMCA Publication 211 and comply with the requirements of the AMCA Certified Ratings Program. Performance certified is for Installation Type D: Ducted Inlet, Ducted Outlet. Performance ratings do not include the effects of appurtenances (accessories).



Zone		In-duct Sound Power Level (SWL) re 1pW									SPL dBA @ 3m*
		63Hz	125Hz	250Hz	500Hz	1kHz	2kHz	4kHz	8kHz	Total	
1	Inlet	81	84	92	92	88	83	78	71	96	72
	Outlet	82	83	90	91	87	83	77	72	95	71
2	Inlet	84	85	83	81	84	82	77	71	91	67
	Outlet	86	84	84	81	84	82	77	73	92	67
3	Inlet	87	88	85	84	87	84	79	74	94	70
	Outlet	90	88	84	84	87	85	80	77	95	70
4	Inlet	77	82	81	81	84	83	79	71	90	68
	Outlet	79	81	80	81	83	83	79	71	90	68
5	Inlet	83	87	84	82	85	83	78	71	92	68
	Outlet	86	86	84	81	84	83	77	72	92	68
6	Inlet	88	90	86	84	86	83	78	73	95	69
	Outlet	90	90	86	84	86	83	78	75	95	69
7	Inlet	77	84	81	79	81	80	80	71	89	66
	Outlet	79	83	79	79	80	80	79	71	89	65
8	Inlet	84	87	85	82	84	82	78	71	92	68
	Outlet	86	87	84	81	84	82	77	72	92	67
9	Inlet	87	90	87	84	86	83	79	73	95	69
	Outlet	91	90	86	84	87	84	79	75	96	70

*Sound Pressure Level (SPL) is average spherical free-field re 20μPa, for comparative use only.
Power rating (watts, kW or BHP) does not include transmission losses.
The AMCA certified ratings seal applies to air performance only.



710-251-9

1440 r/min



Nominal Diameter

710mm



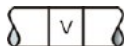
Hub Type

251



Number of Blades

9



BS ISO 5801:2017

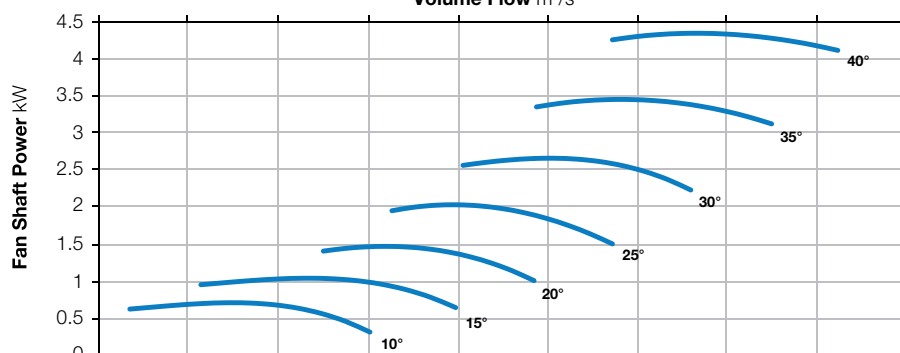
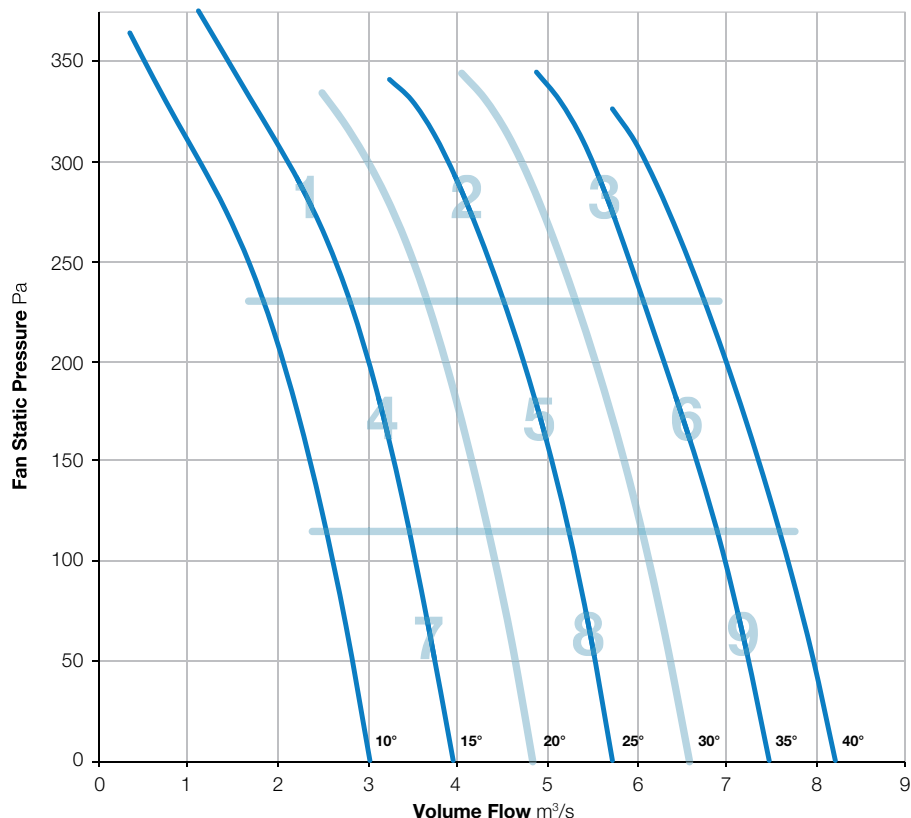
BS EN ISO 5136:2009

Type D installation

Form B



Elta Fans Limited certifies that the Axial Fans shown herein are licensed to bear the AMCA Seal. The ratings shown are based on tests and procedures performed in accordance with AMCA Publication 211 and comply with the requirements of the AMCA Certified Ratings Program. Performance certified is for Installation Type D: Ducted Inlet, Ducted Outlet. Performance ratings do not include the effects of appurtenances (accessories).



Zone		In-duct Sound Power Level (SWL) re 1pW									SPL dBA @ 3m*
		63Hz	125Hz	250Hz	500Hz	1kHz	2kHz	4kHz	8kHz	Total	
1	Inlet	87	84	91	92	90	85	79	71	97	73
	Outlet	88	84	89	91	89	85	79	72	96	73
2	Inlet	88	83	86	87	87	86	81	72	94	71
	Outlet	90	83	85	87	87	86	81	74	95	71
3	Inlet	90	86	86	86	86	84	80	75	95	70
	Outlet	93	88	86	85	86	85	80	77	96	70
4	Inlet	83	77	83	82	84	86	83	73	92	70
	Outlet	84	77	81	81	84	86	83	74	92	70
5	Inlet	88	83	87	83	84	83	80	72	93	69
	Outlet	90	85	85	82	84	83	79	73	94	68
6	Inlet	90	87	88	86	86	84	80	74	95	70
	Outlet	94	90	88	85	86	84	80	76	97	70
7	Inlet	84	79	84	81	82	83	84	73	91	69
	Outlet	84	79	82	80	81	82	82	73	90	67
8	Inlet	88	85	88	84	84	83	81	72	94	69
	Outlet	90	86	86	83	83	84	80	72	94	69
9	Inlet	90	88	88	86	86	84	80	74	95	70
	Outlet	94	91	88	85	86	84	81	76	97	70

*Sound Pressure Level (SPL) is average spherical free-field re 20μPa, for comparative use only.
Power rating (watts, kW or BHP) does not include transmission losses.
The AMCA certified ratings seal applies to air performance only.



710-251-12

1440 r/min



Nominal Diameter

710mm



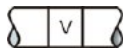
Hub Type

251



Number of Blades

12



BS ISO 5801:2017

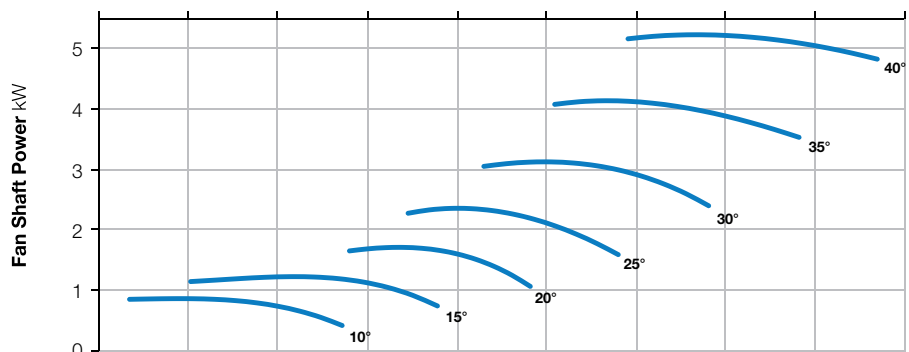
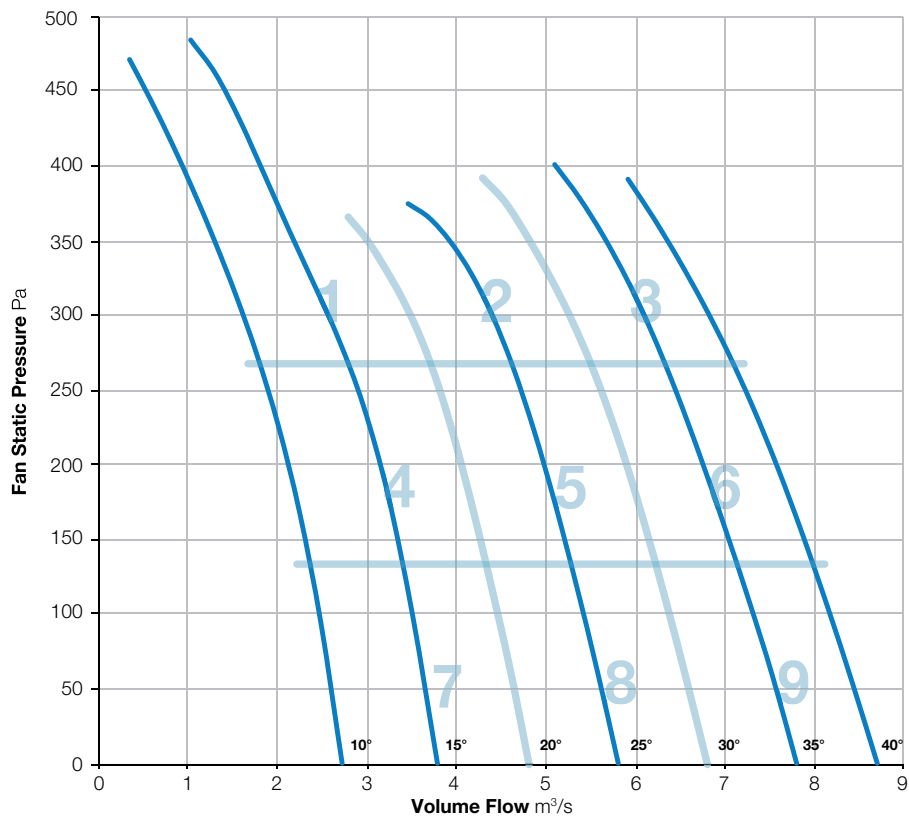
BS ISO 13347-2:2004

Type D installation

Form B



Elta Fans Limited certifies that the Axial Fans shown herein are licensed to bear the AMCA Seal. The ratings shown are based on tests and procedures performed in accordance with AMCA Publications 211 & 311 and comply with the requirements of the AMCA Certified Ratings Program. Performance certified is for Installation Type D: Ducted Inlet, Ducted Outlet. Performance ratings do not include the effects of appurtenances (accessories).



Zone		In-duct Sound Power Level (SWL) re 1pW									SPL dBA @ 3m*
		63Hz	125Hz	250Hz	500Hz	1kHz	2kHz	4kHz	8kHz	Total	
1	Inlet	83	81	91	93	92	87	82	78	98	75
	Outlet	85	82	93	92	91	86	82	79	98	74
2	Inlet	84	76	84	89	89	87	81	77	94	73
	Outlet	88	79	85	88	90	87	83	78	95	73
3	Inlet	90	83	88	86	87	86	83	80	95	72
	Outlet	94	87	89	86	87	86	83	82	97	72
4	Inlet	80	76	84	89	91	91	87	82	96	76
	Outlet	82	78	86	88	91	90	86	82	96	75
5	Inlet	88	80	88	85	84	82	80	79	94	69
	Outlet	91	84	88	85	85	83	80	80	95	70
6	Inlet	91	86	90	87	86	84	81	79	96	71
	Outlet	95	90	89	86	87	84	82	81	98	71
7	Inlet	82	76	85	83	85	84	88	85	93	72
	Outlet	85	79	86	84	86	84	87	85	94	72
8	Inlet	89	84	88	85	84	82	84	83	95	70
	Outlet	89	86	87	85	84	81	82	81	94	69
9	Inlet	93	88	91	88	88	86	81	79	98	72
	Outlet	95	90	92	88	87	85	82	80	99	72

*Sound Pressure Level (SPL) is average spherical free-field re 20μPa, for comparative use only. dBA levels are not licensed by AMCA International.

Power rating (watts, kW or BHP) does not include transmission losses.

The sound power level ratings shown are in decibels, referred to 10⁻¹² watts, calculated per AMCA Standard 301. Values shown are for inlet L_{wa} and outlet L_{wo} sound power levels for Installation Type D: ducted inlet, ducted outlet. Ratings include the effect of duct end correction.



710-252-3

1440 r/min



Nominal Diameter

710mm



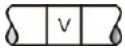
Hub Type

252



Number of Blades

3



BS ISO 5801:2017

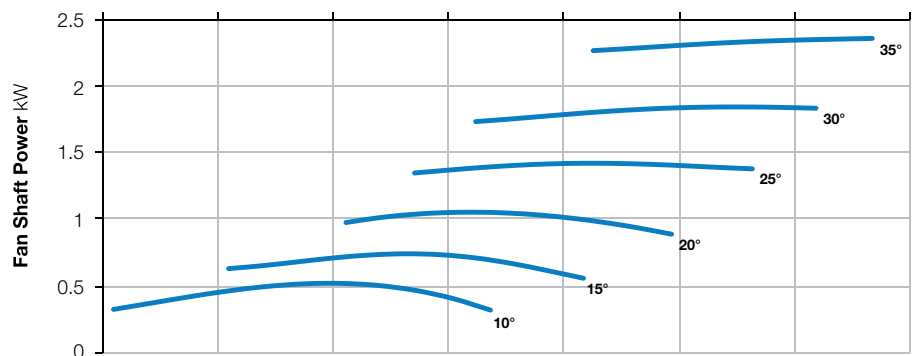
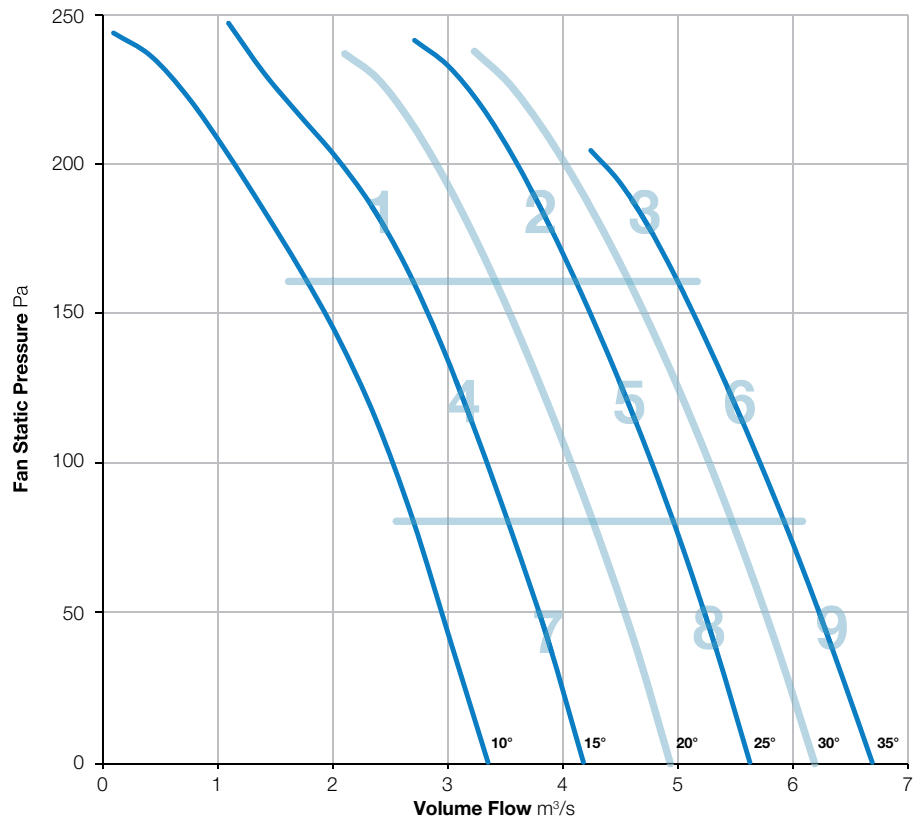
BS EN ISO 5136:2009

Type D installation

Form B



Elta Fans Limited certifies that the Axial Fans shown herein are licensed to bear the AMCA Seal. The ratings shown are based on tests and procedures performed in accordance with AMCA Publication 211 and comply with the requirements of the AMCA Certified Ratings Program. Performance certified is for Installation Type D: Ducted Inlet, Ducted Outlet. Performance ratings do not include the effects of appurtenances (accessories).



Zone		In-duct Sound Power Level (SWL) re 1pW									SPL dBA @ 3m*
		63Hz	125Hz	250Hz	500Hz	1kHz	2kHz	4kHz	8kHz	Total	
1	Inlet	For sound data please contact Elta Fans.									
	Outlet										
2	Inlet										
	Outlet										
3	Inlet										
	Outlet										
4	Inlet										
	Outlet										
5	Inlet										
	Outlet										
6	Inlet										
	Outlet										
7	Inlet										
	Outlet										
8	Inlet										
	Outlet										
9	Inlet										
	Outlet										

*Sound Pressure Level (SPL) is average spherical free-field re 20µPa, for comparative use only.
Power rating (watts, kW or BHP) does not include transmission losses.
The AMCA certified ratings seal applies to air performance only.



710-252-6

1440 r/min



Nominal Diameter

710mm



Hub Type

252



Number of Blades

6



BS ISO 5801:2017

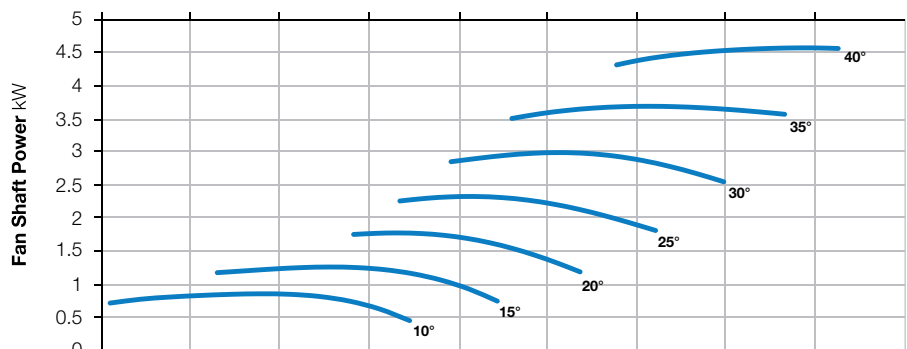
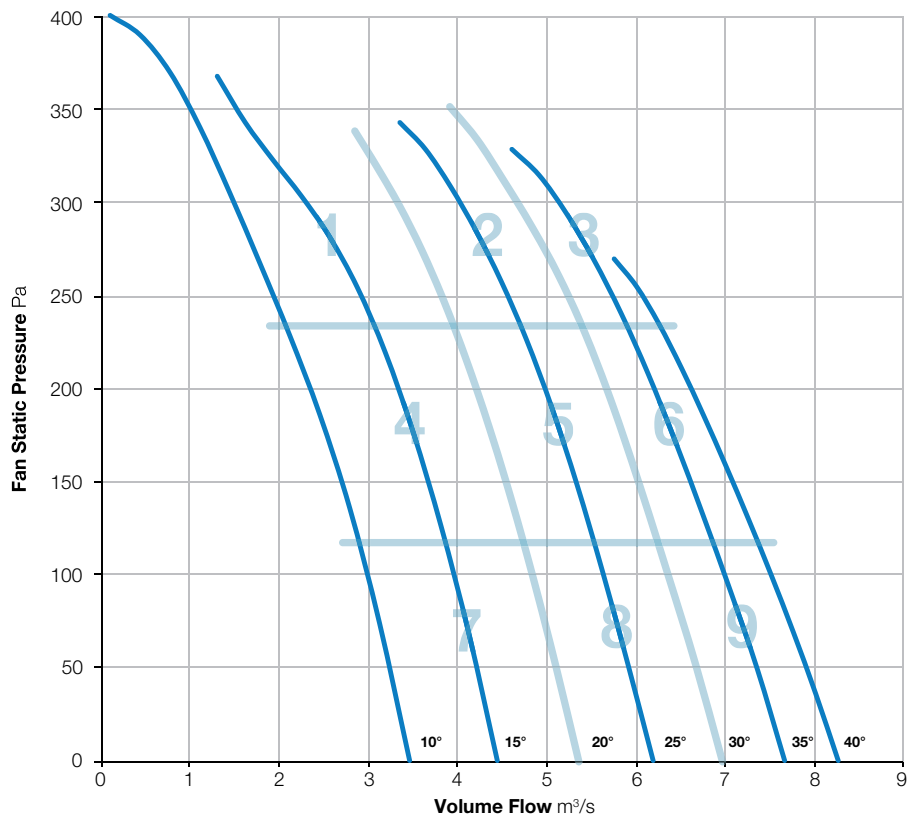
BS EN ISO 5136:2009

Type D installation

Form B



Elta Fans Limited certifies that the Axial Fans shown herein are licensed to bear the AMCA Seal. The ratings shown are based on tests and procedures performed in accordance with AMCA Publication 211 and comply with the requirements of the AMCA Certified Ratings Program. Performance certified is for Installation Type D: Ducted Inlet, Ducted Outlet. Performance ratings do not include the effects of appurtenances (accessories).



Zone		In-duct Sound Power Level (SWL) re 1pW									SPL dBA @ 3m*
		63Hz	125Hz	250Hz	500Hz	1kHz	2kHz	4kHz	8kHz	Total	
1	Inlet	For sound data please contact Elta Fans.									
	Outlet										
2	Inlet										
	Outlet										
3	Inlet										
	Outlet										
4	Inlet										
	Outlet										
5	Inlet										
	Outlet										
6	Inlet										
	Outlet										
7	Inlet										
	Outlet										
8	Inlet										
	Outlet										
9	Inlet										
	Outlet										

*Sound Pressure Level (SPL) is average spherical free-field re 20μPa, for comparative use only.
Power rating (watts, kW or BHP) does not include transmission losses.
The AMCA certified ratings seal applies to air performance only.



710-252-9

1440 r/min



Nominal Diameter

710mm



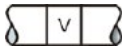
Hub Type

252



Number of Blades

9



BS ISO 5801:2017

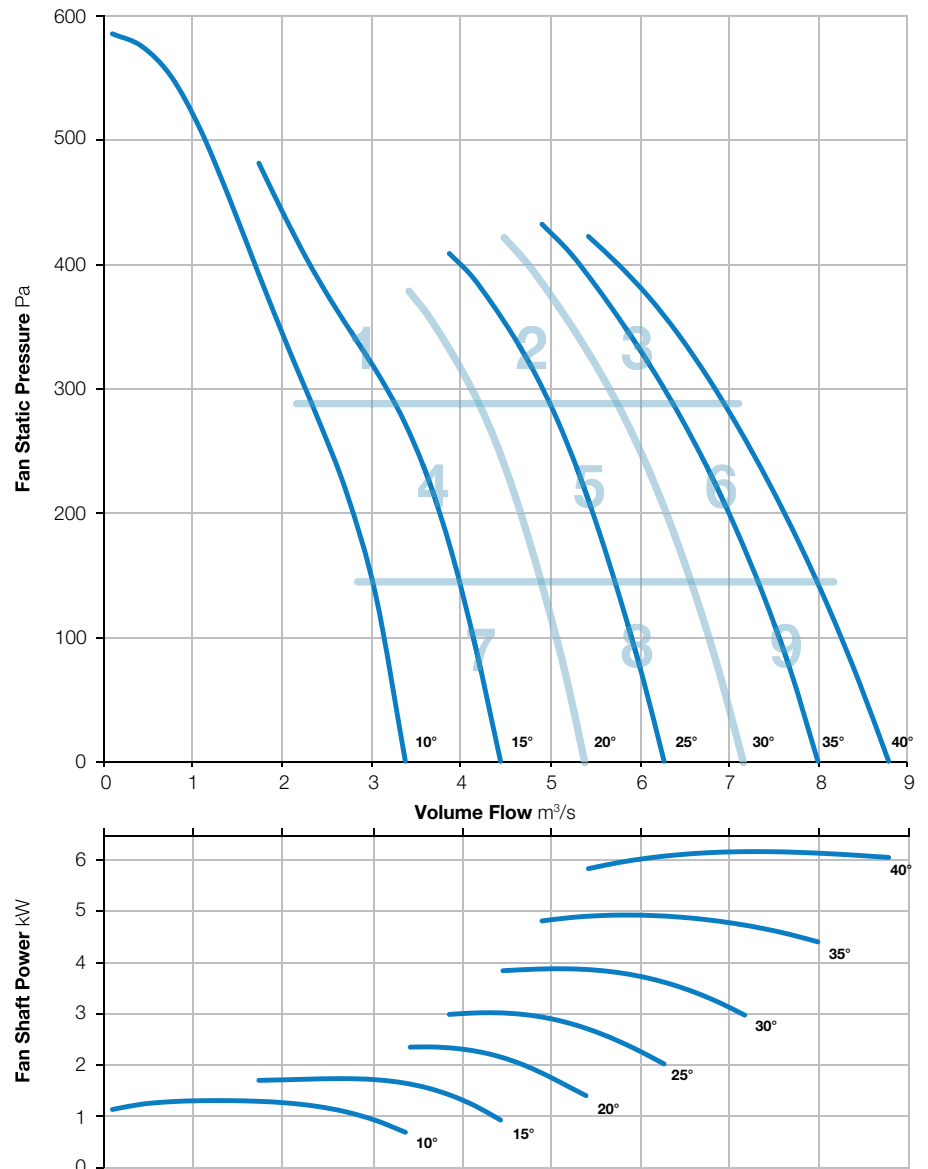
BS EN ISO 5136:2009

Type D installation

Form B



Elta Fans Limited certifies that the Axial Fans shown herein are licensed to bear the AMCA Seal. The ratings shown are based on tests and procedures performed in accordance with AMCA Publication 211 and comply with the requirements of the AMCA Certified Ratings Program. Performance certified is for Installation Type D: Ducted Inlet, Ducted Outlet. Performance ratings do not include the effects of appurtenances (accessories).



Zone		In-duct Sound Power Level (SWL) re 1pW									SPL dBA @ 3m*
		63Hz	125Hz	250Hz	500Hz	1kHz	2kHz	4kHz	8kHz	Total	
1	Inlet	For sound data please contact Elta Fans.									
	Outlet										
2	Inlet										
	Outlet										
3	Inlet										
	Outlet										
4	Inlet										
	Outlet										
5	Inlet										
	Outlet										
6	Inlet										
	Outlet										
7	Inlet										
	Outlet										
8	Inlet										
	Outlet										
9	Inlet										
	Outlet										

*Sound Pressure Level (SPL) is average spherical free-field re 20µPa, for comparative use only.
Power rating (watts, kW or BHP) does not include transmission losses.
The AMCA certified ratings seal applies to air performance only.



710-131-3

2880 r/min



Nominal Diameter

710mm



Hub Type

131



Number of Blades

3

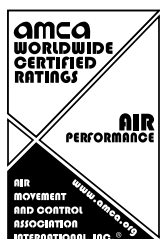


BS ISO 5801:2017

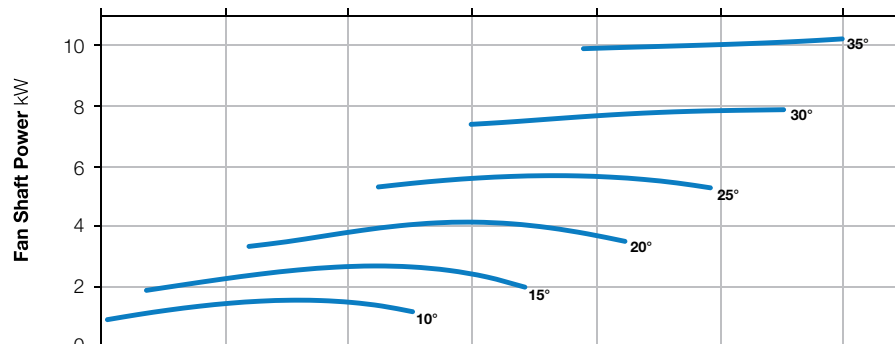
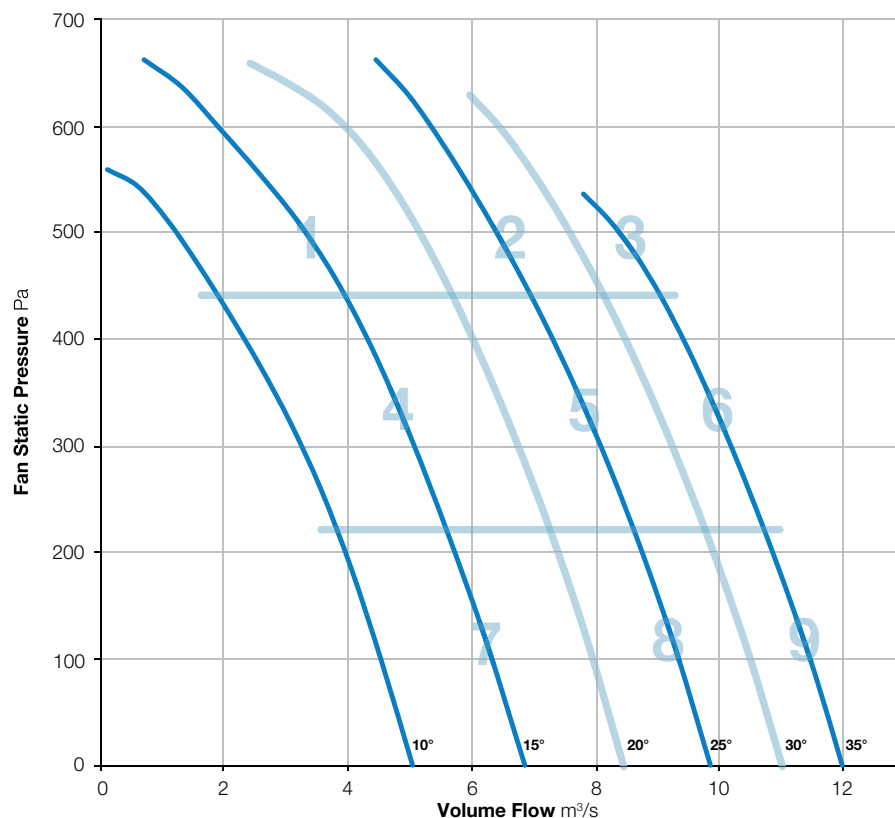
BS EN ISO 5136:2009

Type D installation

Form B



Elta Fans Limited certifies that the Axial Fans shown herein are licensed to bear the AMCA Seal. The ratings shown are based on tests and procedures performed in accordance with AMCA Publication 211 and comply with the requirements of the AMCA Certified Ratings Program. Performance certified is for Installation Type D: Ducted Inlet, Ducted Outlet. Performance ratings do not include the effects of appurtenances (accessories).



Zone		In-duct Sound Power Level (SWL) re 1pW								SPL dBA @ 3m*
		63Hz	125Hz	250Hz	500Hz	1kHz	2kHz	4kHz	8kHz	Total
1	Inlet	For sound data please contact Elta Fans.								
	Outlet									
2	Inlet									
	Outlet									
3	Inlet									
	Outlet									
4	Inlet									
	Outlet									
5	Inlet									
	Outlet									
6	Inlet									
	Outlet									
7	Inlet									
	Outlet									
8	Inlet									
	Outlet									
9	Inlet									
	Outlet									

*Sound Pressure Level (SPL) is average spherical free-field re 20µPa, for comparative use only.
Power rating (watts, kW or BHP) does not include transmission losses.
The AMCA certified ratings seal applies to air performance only.



710-131-6

2880 r/min



Nominal Diameter

710mm



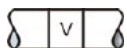
Hub Type

131



Number of Blades

6



BS ISO 5801:2017

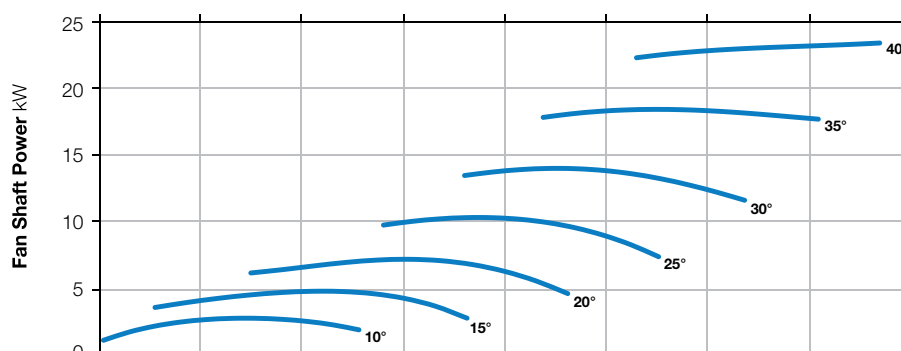
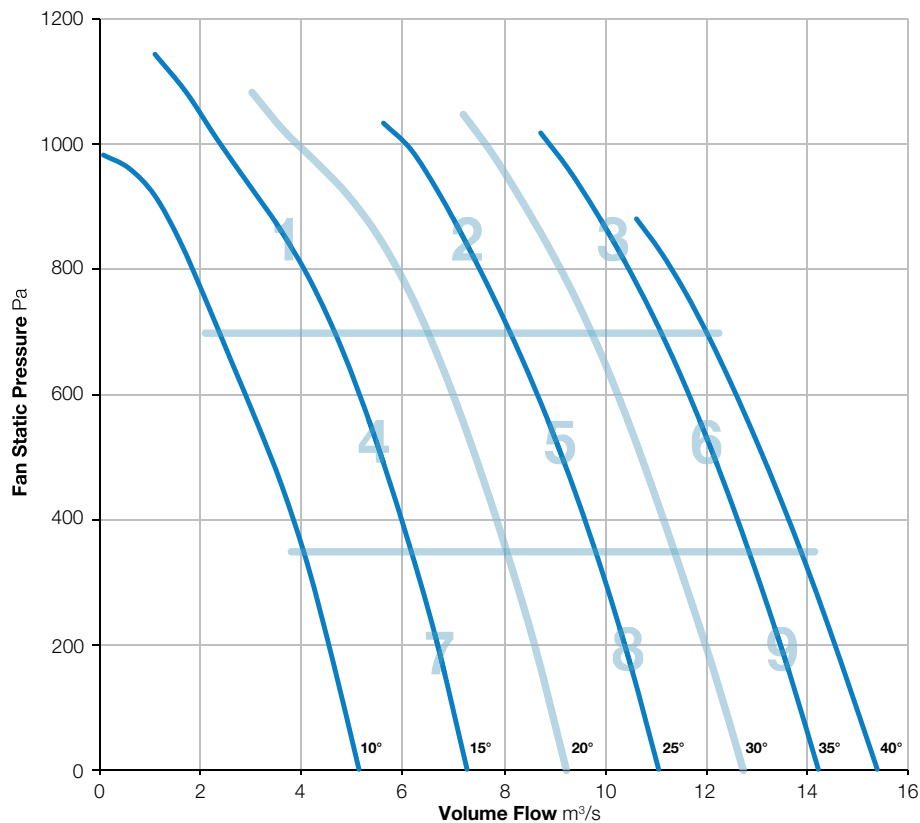
BS EN ISO 5136:2009

Type D installation

Form B



Elta Fans Limited certifies that the Axial Fans shown herein are licensed to bear the AMCA Seal. The ratings shown are based on tests and procedures performed in accordance with AMCA Publication 211 and comply with the requirements of the AMCA Certified Ratings Program. Performance certified is for Installation Type D: Ducted Inlet, Ducted Outlet. Performance ratings do not include the effects of appurtenances (accessories).



Zone		In-duct Sound Power Level (SWL) re 1pW								SPL dBA @ 3m*
		63Hz	125Hz	250Hz	500Hz	1kHz	2kHz	4kHz	8kHz	Total
1	Inlet	For sound data please contact Elta Fans.								
	Outlet									
2	Inlet									
	Outlet									
3	Inlet									
	Outlet									
4	Inlet									
	Outlet									
5	Inlet									
	Outlet									
6	Inlet									
	Outlet									
7	Inlet									
	Outlet									
8	Inlet									
	Outlet									
9	Inlet									
	Outlet									

*Sound Pressure Level (SPL) is average spherical free-field re 20μPa, for comparative use only.
Power rating (watts, kW or BHP) does not include transmission losses.
The AMCA certified ratings seal applies to air performance only.



710-181-6

2880 r/min



Nominal Diameter

710mm



Hub Type

181



Number of Blades

6



BS ISO 5801:2017

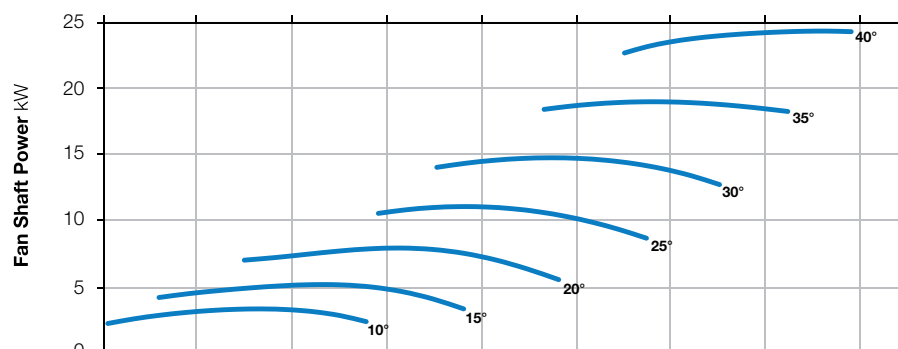
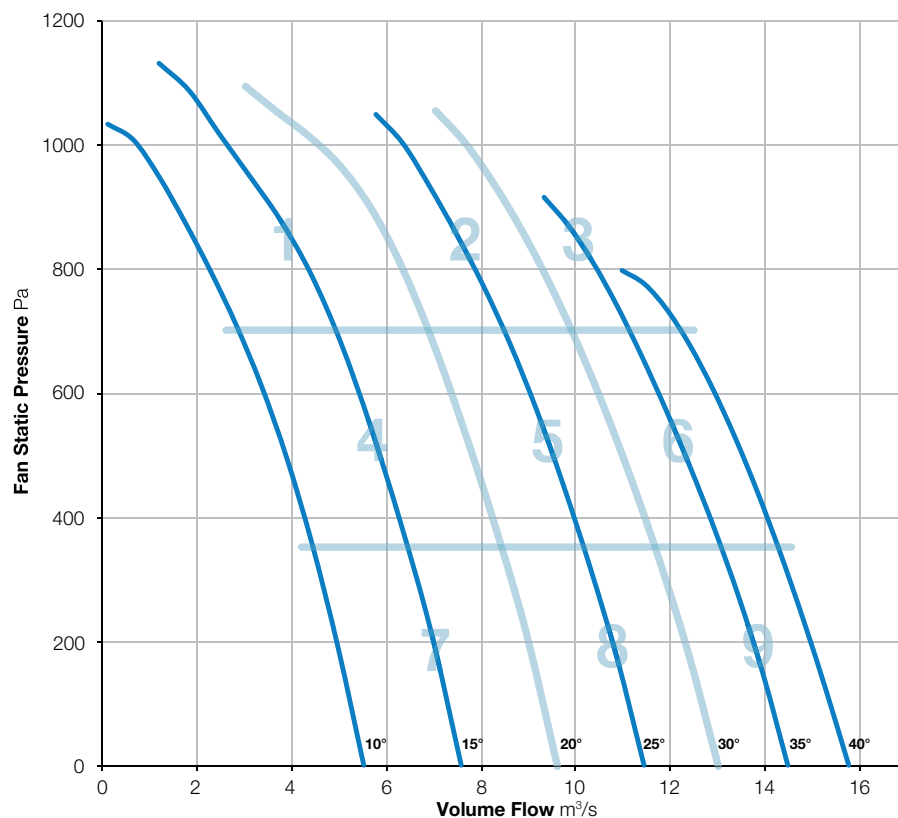
BS EN ISO 5136:2009

Type D installation

Form B



Elta Fans Limited certifies that the Axial Fans shown herein are licensed to bear the AMCA Seal. The ratings shown are based on tests and procedures performed in accordance with AMCA Publication 211 and comply with the requirements of the AMCA Certified Ratings Program. Performance certified is for Installation Type D: Ducted Inlet, Ducted Outlet. Performance ratings do not include the effects of appurtenances (accessories).



Zone		In-duct Sound Power Level (SWL) re 1pW									SPL dBA @ 3m*
		63Hz	125Hz	250Hz	500Hz	1kHz	2kHz	4kHz	8kHz	Total	
1	Inlet	93	97	99	107	109	105	98	93	113	91
	Outlet	95	96	97	106	108	105	97	93	112	91
2	Inlet	96	98	101	103	103	102	99	96	110	88
	Outlet	99	97	99	102	103	103	99	97	110	88
3	Inlet	97	99	103	104	105	102	97	94	111	88
	Outlet	100	99	103	104	104	103	96	95	111	88
4	Inlet	92	93	93	98	103	103	99	94	108	87
	Outlet	94	93	90	99	102	102	98	93	107	86
5	Inlet	97	97	98	104	103	100	95	89	109	87
	Outlet	99	98	97	104	104	102	94	90	109	87
6	Inlet	100	100	101	107	106	102	96	90	112	89
	Outlet	102	102	101	107	106	104	96	91	112	90
7	Inlet	93	96	96	100	99	98	95	92	106	84
	Outlet	96	96	93	103	98	99	95	91	107	84
8	Inlet	98	101	100	103	101	98	94	88	109	85
	Outlet	100	100	98	104	101	99	93	86	109	85
9	Inlet	101	104	103	107	105	101	96	89	112	89
	Outlet	103	103	101	107	104	102	95	87	112	88

*Sound Pressure Level (SPL) is average spherical free-field re 20μPa, for comparative use only.
Power rating (watts, kW or BHP) does not include transmission losses.
The AMCA certified ratings seal applies to air performance only.



710-181-9

2880 r/min



Nominal Diameter

710mm



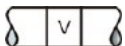
Hub Type

181



Number of Blades

9



BS ISO 5801:2017

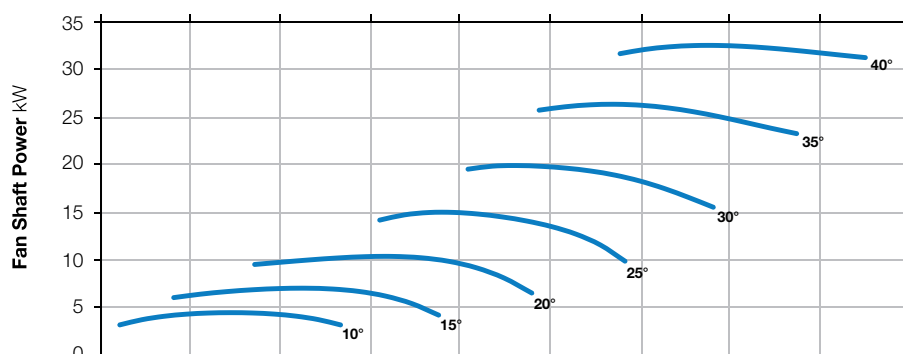
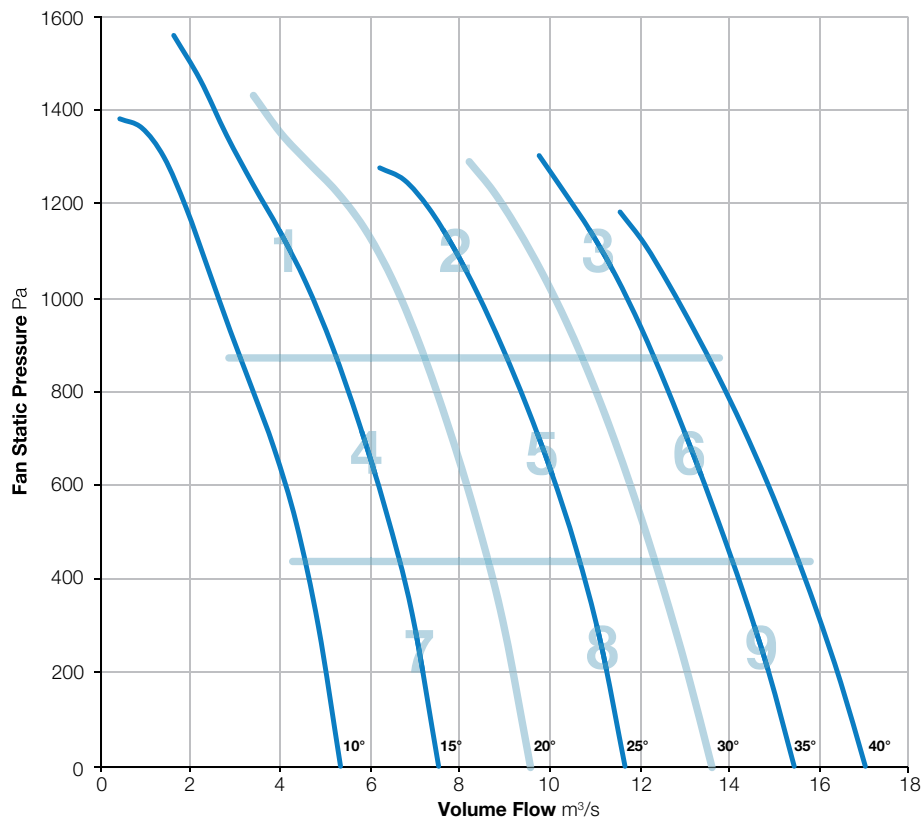
BS EN ISO 5136:2009

Type D installation

Form B



Elta Fans Limited certifies that the Axial Fans shown herein are licensed to bear the AMCA Seal. The ratings shown are based on tests and procedures performed in accordance with AMCA Publication 211 and comply with the requirements of the AMCA Certified Ratings Program. Performance certified is for Installation Type D: Ducted Inlet, Ducted Outlet. Performance ratings do not include the effects of appurtenances (accessories).



Zone		In-duct Sound Power Level (SWL) re 1pW									SPL dBA @ 3m*
		63Hz	125Hz	250Hz	500Hz	1kHz	2kHz	4kHz	8kHz	Total	
1	Inlet	92	89	101	108	110	107	100	94	114	93
	Outlet	96	91	98	106	109	106	98	93	113	92
2	Inlet	96	96	97	100	107	106	101	97	111	90
	Outlet	98	97	95	98	108	105	99	95	111	90
3	Inlet	98	100	101	103	105	107	100	96	112	90
	Outlet	100	102	101	102	106	106	98	94	112	90
4	Inlet	93	86	90	99	106	107	103	96	111	91
	Outlet	95	88	88	98	105	107	102	95	110	90
5	Inlet	96	93	98	104	104	104	97	93	110	88
	Outlet	98	97	100	103	105	103	96	92	110	88
6	Inlet	100	98	104	108	107	105	99	93	113	91
	Outlet	102	101	105	106	107	105	97	92	113	90
7	Inlet	92	88	88	99	101	97	95	94	105	84
	Outlet	96	91	87	100	99	98	95	93	105	84
8	Inlet	98	98	97	104	105	100	95	92	109	87
	Outlet	101	99	97	104	103	101	95	91	109	87
9	Inlet	102	102	101	107	107	102	97	91	112	90
	Outlet	106	104	103	107	104	104	97	91	113	89

*Sound Pressure Level (SPL) is average spherical free-field re 20μPa, for comparative use only.
Power rating (watts, kW or BHP) does not include transmission losses.
The AMCA certified ratings seal applies to air performance only.



710-182-3

2880 r/min



Nominal Diameter

710mm



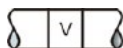
Hub Type

182



Number of Blades

3



BS ISO 5801:2017

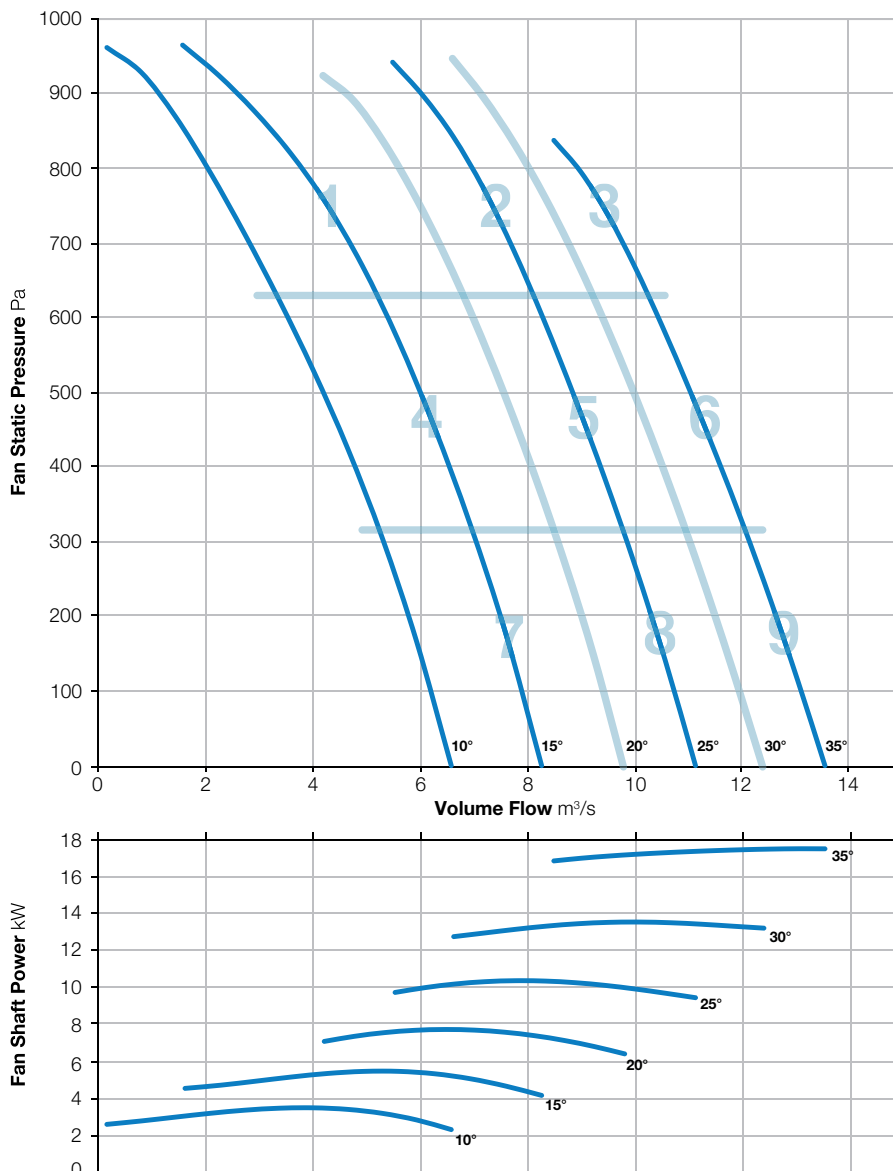
BS EN ISO 5136:2009

Type D installation

Form B



Elta Fans Limited certifies that the Axial Fans shown herein are licensed to bear the AMCA Seal. The ratings shown are based on tests and procedures performed in accordance with AMCA Publication 211 and comply with the requirements of the AMCA Certified Ratings Program. Performance certified is for Installation Type D: Ducted Inlet, Ducted Outlet. Performance ratings do not include the effects of appurtenances (accessories).



Zone		In-duct Sound Power Level (SWL) re 1pW									SPL dBA @ 3m*
		63Hz	125Hz	250Hz	500Hz	1kHz	2kHz	4kHz	8kHz	Total	
1	Inlet	For sound data please contact Elta Fans.									
	Outlet										
2	Inlet										
	Outlet										
3	Inlet										
	Outlet										
4	Inlet										
	Outlet										
5	Inlet										
	Outlet										
6	Inlet										
	Outlet										
7	Inlet										
	Outlet										
8	Inlet										
	Outlet										
9	Inlet										
	Outlet										

*Sound Pressure Level (SPL) is average spherical free-field re 20µPa, for comparative use only.
Power rating (watts, kW or BHP) does not include transmission losses.
The AMCA certified ratings seal applies to air performance only.



710-182-6

2880 r/min



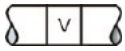
Nominal Diameter
710mm



Hub Type
182



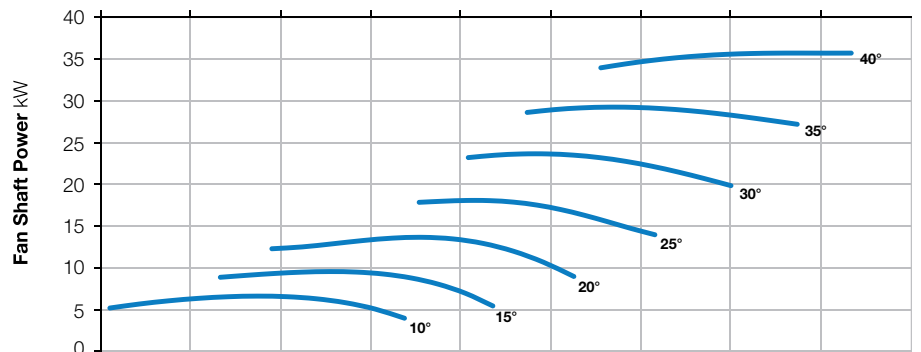
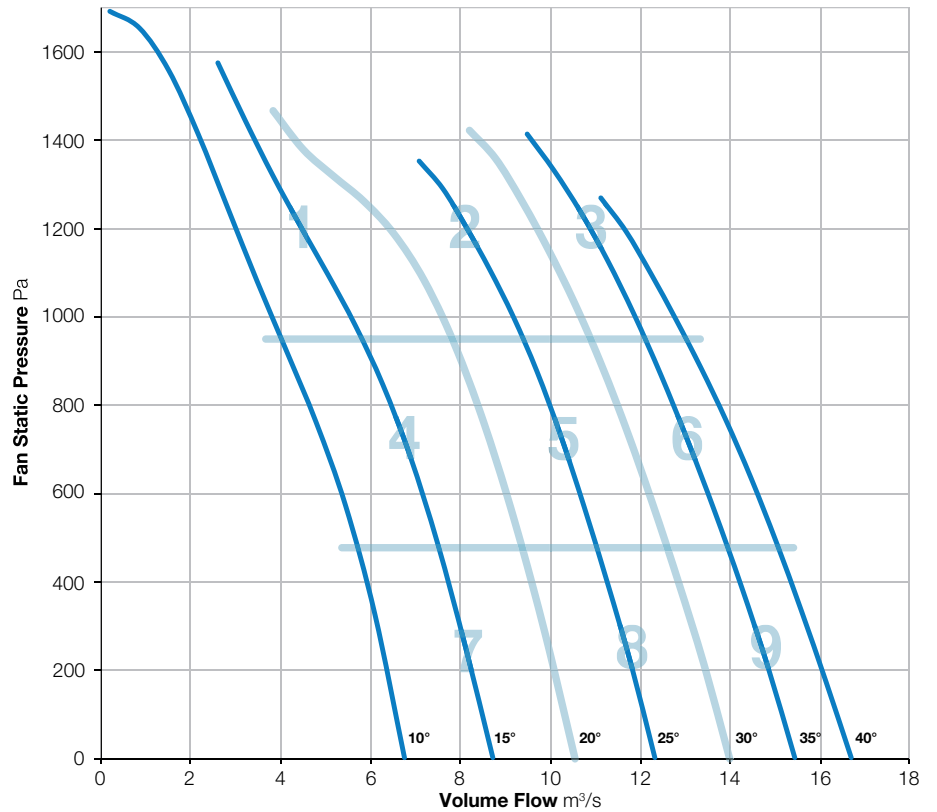
Number of Blades
6



BS ISO 5801:2017
BS EN ISO 5136:2009
Type D installation
Form B



Elta Fans Limited certifies that the Axial Fans shown herein are licensed to bear the AMCA Seal. The ratings shown are based on tests and procedures performed in accordance with AMCA Publication 211 and comply with the requirements of the AMCA Certified Ratings Program. Performance certified is for Installation Type D: Ducted Inlet, Ducted Outlet. Performance ratings do not include the effects of appurtenances (accessories).



Zone		In-duct Sound Power Level (SWL) re 1pW									SPL dBA @ 3m*
		63Hz	125Hz	250Hz	500Hz	1kHz	2kHz	4kHz	8kHz	Total	
1	Inlet	For sound data please contact Elta Fans.									
	Outlet										
2	Inlet										
	Outlet										
3	Inlet										
	Outlet										
4	Inlet										
	Outlet										
5	Inlet										
	Outlet										
6	Inlet										
	Outlet										
7	Inlet										
	Outlet										
8	Inlet										
	Outlet										
9	Inlet										
	Outlet										

*Sound Pressure Level (SPL) is average spherical free-field re 20μPa, for comparative use only.
Power rating (watts, kW or BHP) does not include transmission losses.
The AMCA certified ratings seal applies to air performance only.



710-251-6

2880 r/min



Nominal Diameter

710mm



Hub Type

251



Number of Blades

6

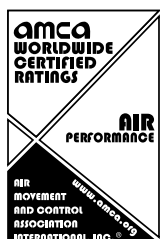


BS ISO 5801:2017

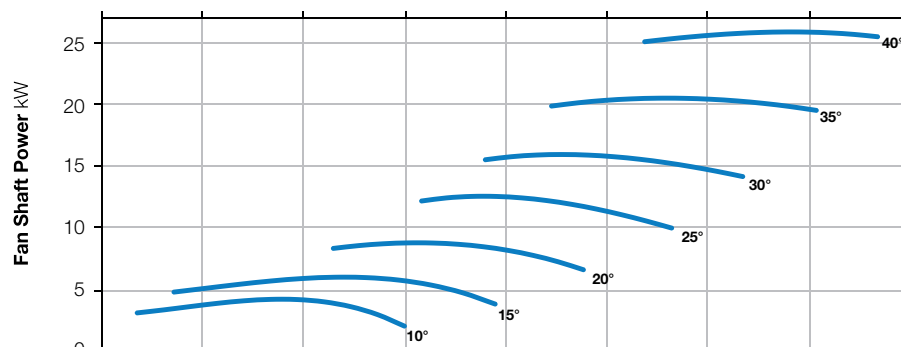
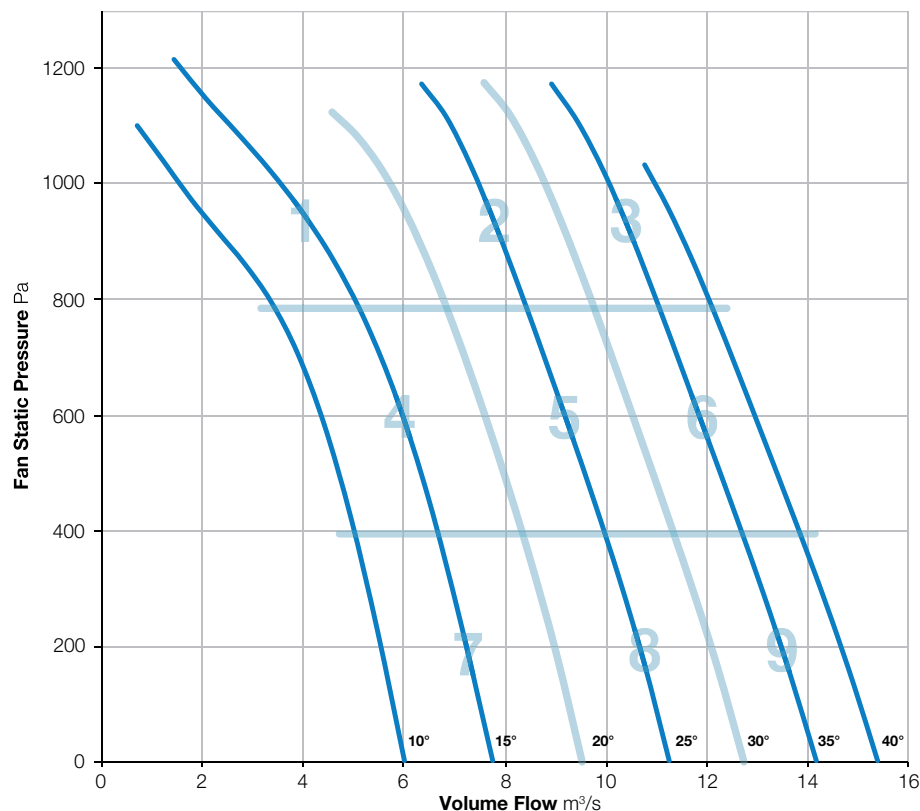
BS EN ISO 5136:2009

Type D installation

Form B



Elta Fans Limited certifies that the Axial Fans shown herein are licensed to bear the AMCA Seal. The ratings shown are based on tests and procedures performed in accordance with AMCA Publication 211 and comply with the requirements of the AMCA Certified Ratings Program. Performance certified is for Installation Type D: Ducted Inlet, Ducted Outlet. Performance ratings do not include the effects of appurtenances (accessories).



Zone		In-duct Sound Power Level (SWL) re 1pW									SPL dBA @ 3m*
		63Hz	125Hz	250Hz	500Hz	1kHz	2kHz	4kHz	8kHz	Total	
1	Inlet	94	97	100	104	103	101	96	91	109	87
	Outlet	95	98	99	103	102	100	96	90	108	86
2	Inlet	98	100	100	99	97	99	98	93	107	84
	Outlet	100	102	100	100	97	100	98	93	108	85
3	Inlet	101	103	104	101	100	102	100	95	110	87
	Outlet	103	105	104	100	100	103	101	96	111	87
4	Inlet	94	95	99	98	98	101	99	95	107	85
	Outlet	96	97	98	97	98	100	99	95	107	85
5	Inlet	97	98	101	99	97	99	98	93	107	84
	Outlet	99	100	101	99	96	98	97	92	107	84
6	Inlet	103	105	107	103	101	103	100	95	112	88
	Outlet	104	106	106	103	101	103	100	95	112	88
7	Inlet	93	94	100	97	95	97	95	93	105	82
	Outlet	95	96	99	95	95	96	95	93	105	82
8	Inlet	99	100	102	100	98	100	98	94	108	85
	Outlet	100	101	102	100	97	99	98	93	108	85
9	Inlet	103	104	107	104	101	103	100	96	112	88
	Outlet	105	107	107	103	101	104	101	96	113	89

*Sound Pressure Level (SPL) is average spherical free-field re 20μPa, for comparative use only.
Power rating (watts, kW or BHP) does not include transmission losses.
The AMCA certified ratings seal applies to air performance only.



710-251-9

2880 r/min



Nominal Diameter

710mm



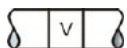
Hub Type

251



Number of Blades

9



BS ISO 5801:2017

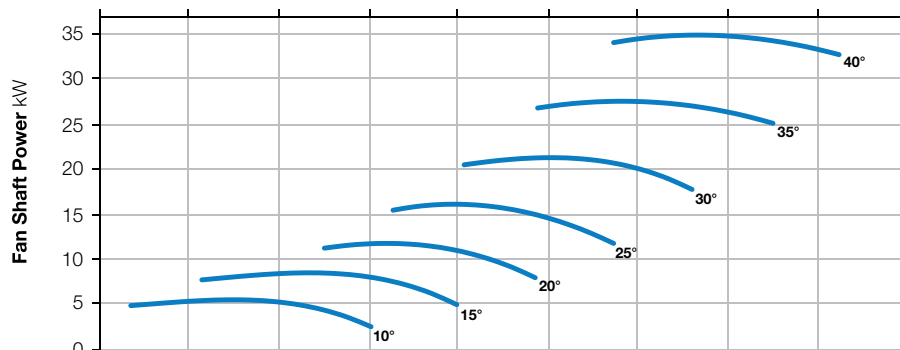
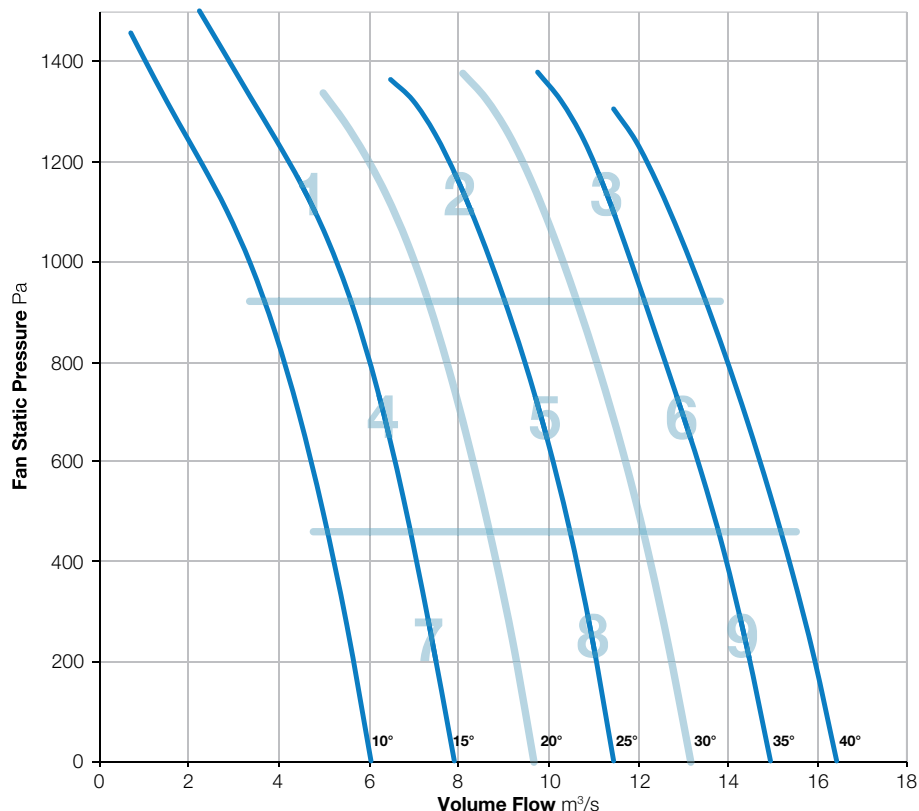
BS EN ISO 5136:2009

Type D installation

Form B



Elta Fans Limited certifies that the Axial Fans shown herein are licensed to bear the AMCA Seal. The ratings shown are based on tests and procedures performed in accordance with AMCA Publication 211 and comply with the requirements of the AMCA Certified Ratings Program. Performance certified is for Installation Type D: Ducted Inlet, Ducted Outlet. Performance ratings do not include the effects of appurtenances (accessories).



Zone		In-duct Sound Power Level (SWL) re 1pW									SPL dBA @ 3m*
		63Hz	125Hz	250Hz	500Hz	1kHz	2kHz	4kHz	8kHz	Total	
1	Inlet	102	103	99	106	106	105	100	94	112	90
	Outlet	103	104	99	104	104	104	100	94	111	89
2	Inlet	101	102	98	101	102	101	99	96	109	87
	Outlet	103	104	98	101	102	102	100	96	110	87
3	Inlet	104	105	102	103	102	102	100	96	111	88
	Outlet	106	106	104	103	101	102	101	96	112	88
4	Inlet	100	101	94	101	99	101	101	98	109	87
	Outlet	101	102	94	100	98	101	101	98	109	86
5	Inlet	103	103	100	103	100	101	100	97	110	87
	Outlet	105	105	102	103	99	101	100	96	111	87
6	Inlet	106	106	105	106	104	104	102	98	113	90
	Outlet	108	108	106	106	102	103	101	97	114	89
7	Inlet	100	101	97	102	99	100	100	99	109	86
	Outlet	101	101	97	100	98	99	99	97	108	85
8	Inlet	102	104	101	104	100	100	99	97	110	87
	Outlet	103	104	102	102	99	99	100	96	110	86
9	Inlet	105	107	105	106	104	103	102	98	113	89
	Outlet	108	108	106	106	102	103	101	98	114	89

*Sound Pressure Level (SPL) is average spherical free-field re 20μPa, for comparative use only.
Power rating (watts, kW or BHP) does not include transmission losses.
The AMCA certified ratings seal applies to air performance only.



710-251-12

2880 r/min



Nominal Diameter

710mm



Hub Type

251



Number of Blades

12



BS ISO 5801:2017

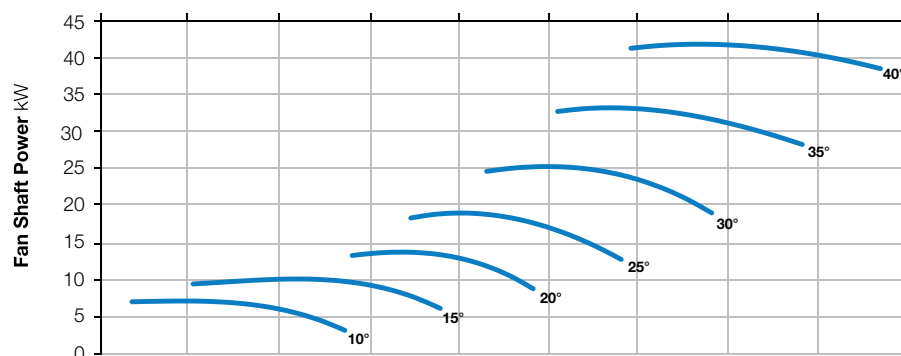
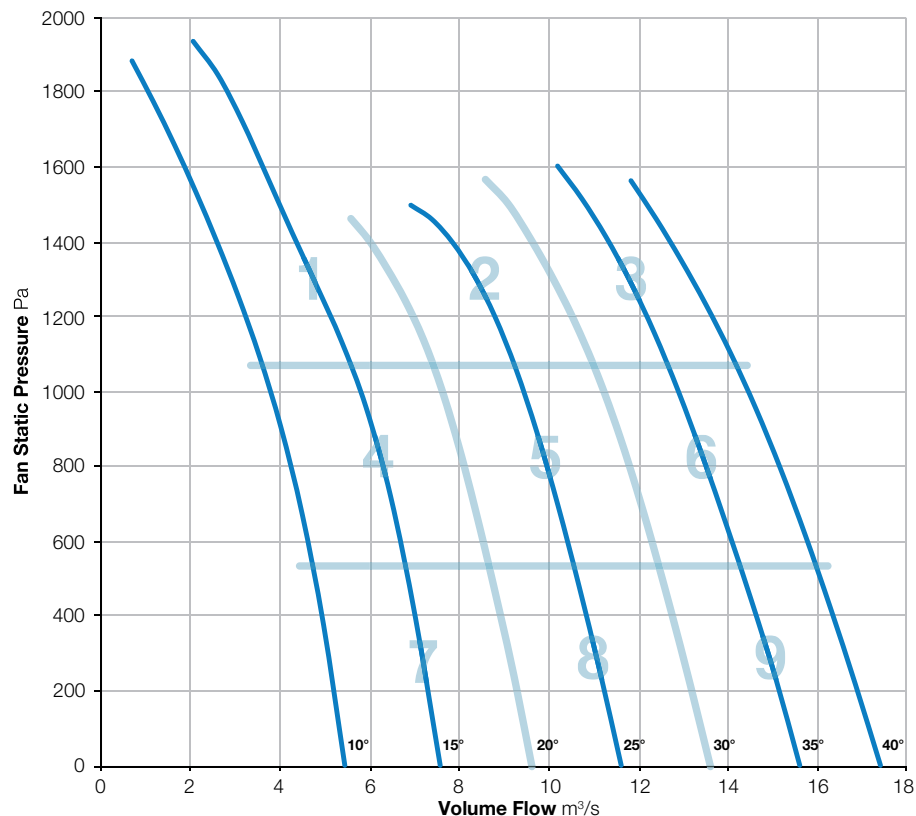
BS EN ISO 5136:2009

Type D installation

Form B



Elta Fans Limited certifies that the Axial Fans shown herein are licensed to bear the AMCA Seal. The ratings shown are based on tests and procedures performed in accordance with AMCA Publication 211 and comply with the requirements of the AMCA Certified Ratings Program. Performance certified is for Installation Type D: Ducted Inlet, Ducted Outlet. Performance ratings do not include the effects of appurtenances (accessories).



Zone		In-duct Sound Power Level (SWL) re 1pW									SPL dBA @ 3m*
		63Hz	125Hz	250Hz	500Hz	1kHz	2kHz	4kHz	8kHz	Total	
1	Inlet	99	101	98	108	108	105	101	95	113	91
	Outlet	101	102	98	107	107	104	101	95	112	90
2	Inlet	101	102	94	103	104	102	101	97	110	88
	Outlet	103	105	97	101	104	103	101	97	111	88
3	Inlet	103	105	99	105	103	101	100	96	111	88
	Outlet	105	107	102	103	100	100	99	95	112	86
4	Inlet	97	99	94	104	102	105	103	99	111	89
	Outlet	99	101	94	102	102	105	104	99	111	90
5	Inlet	100	102	95	104	99	101	99	96	109	86
	Outlet	103	105	99	102	98	101	100	96	110	86
6	Inlet	103	105	101	105	102	101	99	96	111	87
	Outlet	106	108	106	105	101	101	100	97	113	88
7	Inlet	98	99	93	103	98	101	101	99	109	87
	Outlet	99	100	94	101	97	100	101	97	108	86
8	Inlet	102	103	98	106	100	102	101	99	111	88
	Outlet	103	105	103	104	100	101	101	98	111	87
9	Inlet	105	106	102	107	104	103	102	98	113	90
	Outlet	108	110	108	107	103	103	102	98	115	90

*Sound Pressure Level (SPL) is average spherical free-field re 20μPa, for comparative use only.
Power rating (watts, kW or BHP) does not include transmission losses.
The AMCA certified ratings seal applies to air performance only.



710-252-3

2880 r/min



Nominal Diameter

710mm



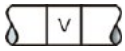
Hub Type

252



Number of Blades

3



BS ISO 5801:2017

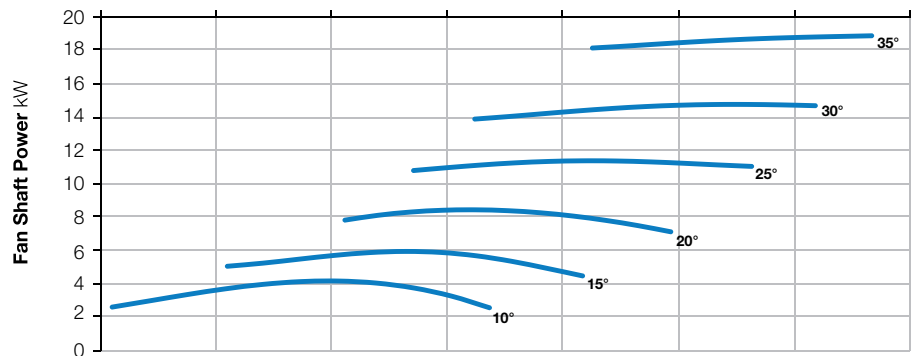
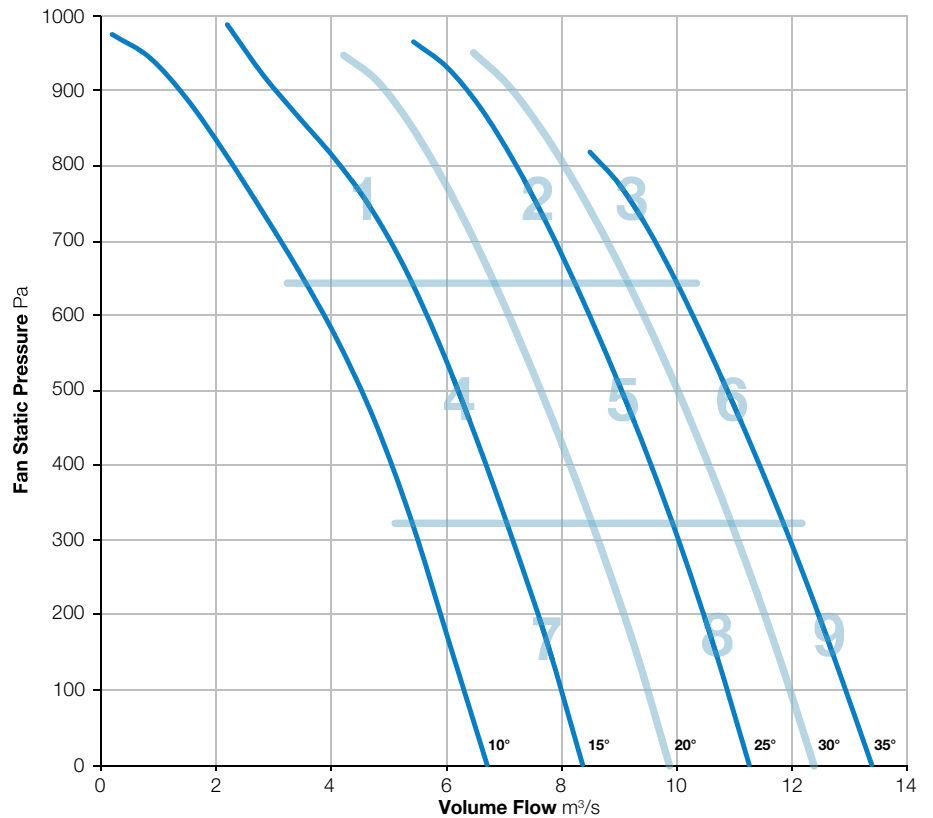
BS EN ISO 5136:2009

Type D installation

Form B



Elta Fans Limited certifies that the Axial Fans shown herein are licensed to bear the AMCA Seal. The ratings shown are based on tests and procedures performed in accordance with AMCA Publication 211 and comply with the requirements of the AMCA Certified Ratings Program. Performance certified is for Installation Type D: Ducted Inlet, Ducted Outlet. Performance ratings do not include the effects of appurtenances (accessories).




Zone		In-duct Sound Power Level (SWL) re 1pW									SPL dBA @ 3m*
		63Hz	125Hz	250Hz	500Hz	1kHz	2kHz	4kHz	8kHz	Total	
1	Inlet	For sound data please contact Elta Fans.									
	Outlet										
2	Inlet										
	Outlet										
3	Inlet										
	Outlet										
4	Inlet										
	Outlet										
5	Inlet										
	Outlet										
6	Inlet										
	Outlet										
7	Inlet										
	Outlet										
8	Inlet										
	Outlet										
9	Inlet										
	Outlet										


*Sound Pressure Level (SPL) is average spherical free-field re 20µPa, for comparative use only.
Power rating (watts, kW or BHP) does not include transmission losses.
The AMCA certified ratings seal applies to air performance only.



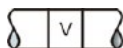
710-252-6

2880 r/min

 **Nominal Diameter**
710mm

 **Hub Type**
252

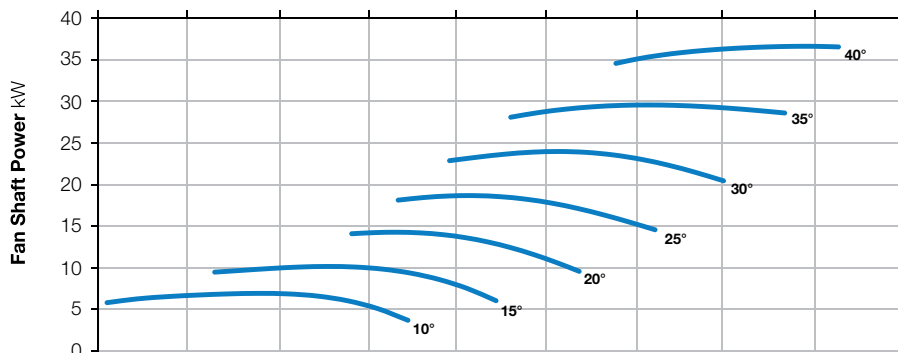
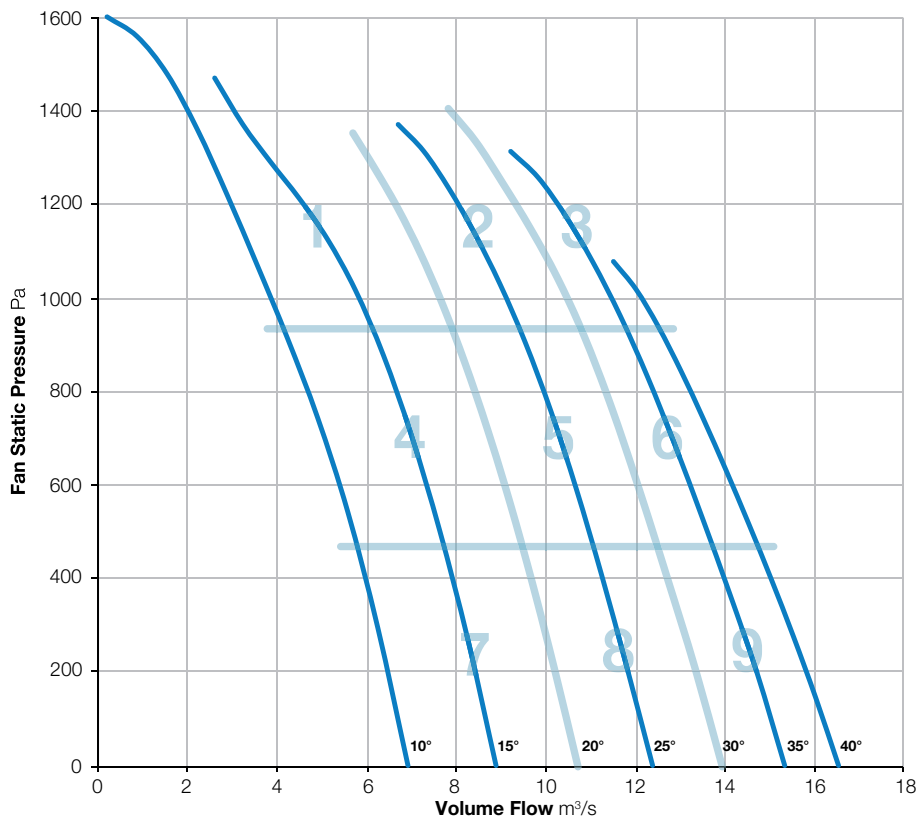
 **Number of Blades**
6



BS ISO 5801:2017
BS EN ISO 5136:2009
Type D installation
Form B



Elta Fans Limited certifies that the Axial Fans shown herein are licensed to bear the AMCA Seal. The ratings shown are based on tests and procedures performed in accordance with AMCA Publication 211 and comply with the requirements of the AMCA Certified Ratings Program. Performance certified is for Installation Type D: Ducted Inlet, Ducted Outlet. Performance ratings do not include the effects of appurtenances (accessories).



Zone		In-duct Sound Power Level (SWL) re 1pW									SPL dBA @ 3m*
		63Hz	125Hz	250Hz	500Hz	1kHz	2kHz	4kHz	8kHz	Total	
1	Inlet	For sound data please contact Elta Fans.									
	Outlet										
2	Inlet										
	Outlet										
3	Inlet										
	Outlet										
4	Inlet										
	Outlet										
5	Inlet										
	Outlet										
6	Inlet										
	Outlet										
7	Inlet										
	Outlet										
8	Inlet										
	Outlet										
9	Inlet										
	Outlet										

*Sound Pressure Level (SPL) is average spherical free-field re 20µPa, for comparative use only.
Power rating (watts, kW or BHP) does not include transmission losses.
The AMCA certified ratings seal applies to air performance only.



710-252-9

2880 r/min



Nominal Diameter

710mm



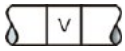
Hub Type

252



Number of Blades

9



BS ISO 5801:2017

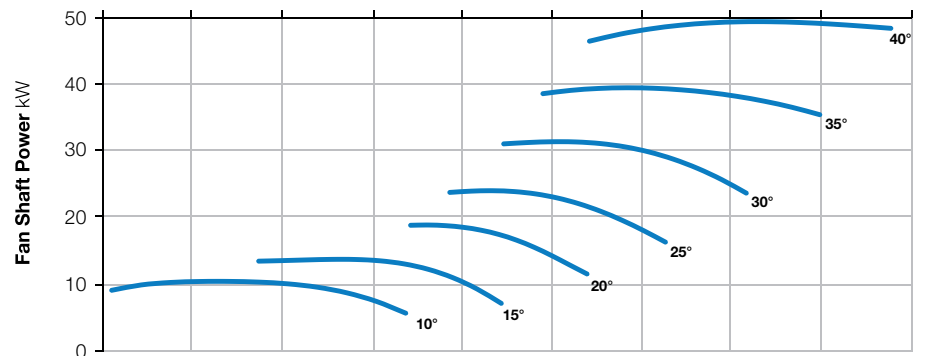
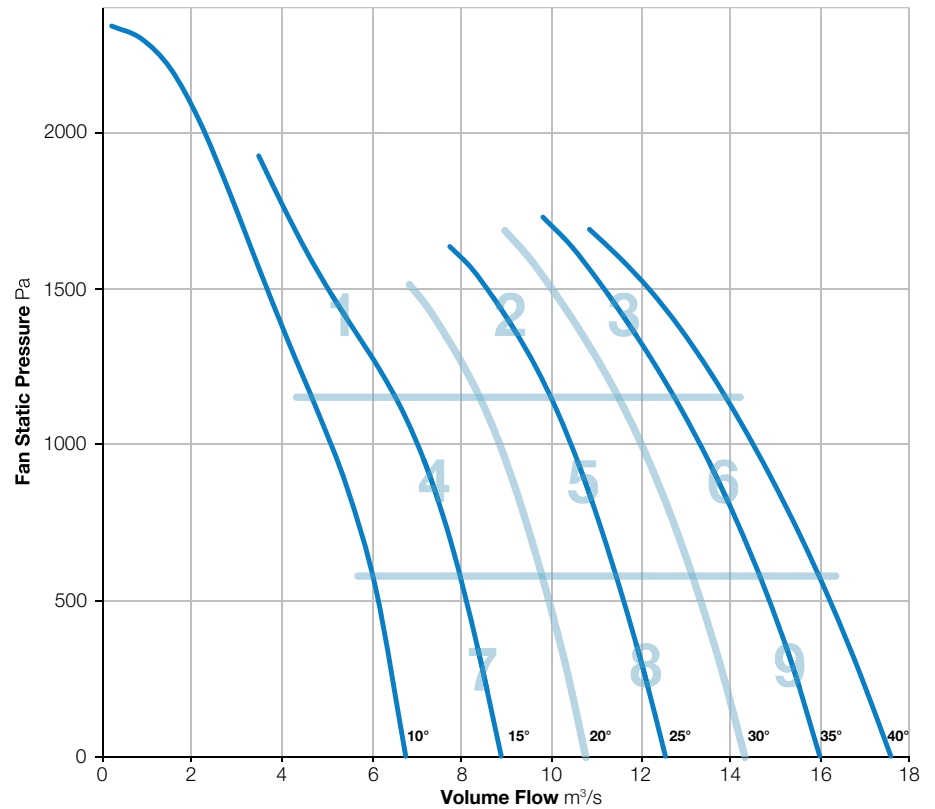
BS EN ISO 5136:2009

Type D installation

Form B



Elta Fans Limited certifies that the Axial Fans shown herein are licensed to bear the AMCA Seal. The ratings shown are based on tests and procedures performed in accordance with AMCA Publication 211 and comply with the requirements of the AMCA Certified Ratings Program. Performance certified is for Installation Type D: Ducted Inlet, Ducted Outlet. Performance ratings do not include the effects of appurtenances (accessories).



Zone		In-duct Sound Power Level (SWL) re 1pW									SPL dBA @ 3m*
		63Hz	125Hz	250Hz	500Hz	1kHz	2kHz	4kHz	8kHz	Total	
1	Inlet	For sound data please contact Elta Fans.									
	Outlet										
2	Inlet										
	Outlet										
3	Inlet										
	Outlet										
4	Inlet										
	Outlet										
5	Inlet										
	Outlet										
6	Inlet										
	Outlet										
7	Inlet										
	Outlet										
8	Inlet										
	Outlet										
9	Inlet										
	Outlet										

*Sound Pressure Level (SPL) is average spherical free-field re 20µPa, for comparative use only.
Power rating (watts, kW or BHP) does not include transmission losses.
The AMCA certified ratings seal applies to air performance only.



800-131-3

720 r/min



Nominal Diameter

800mm



Hub Type

131



Number of Blades

3



BS ISO 5801:2017

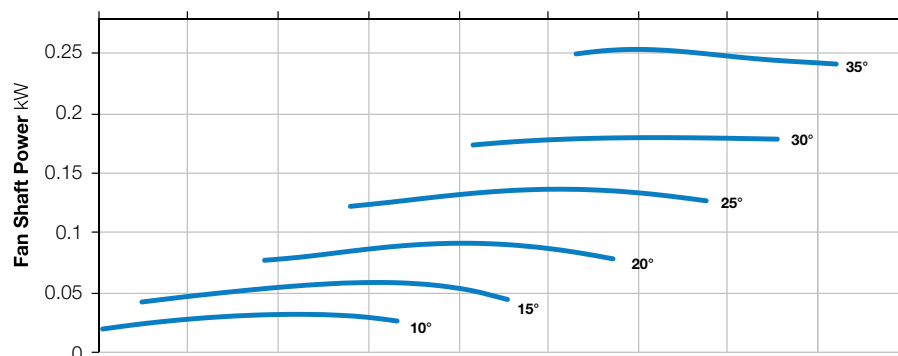
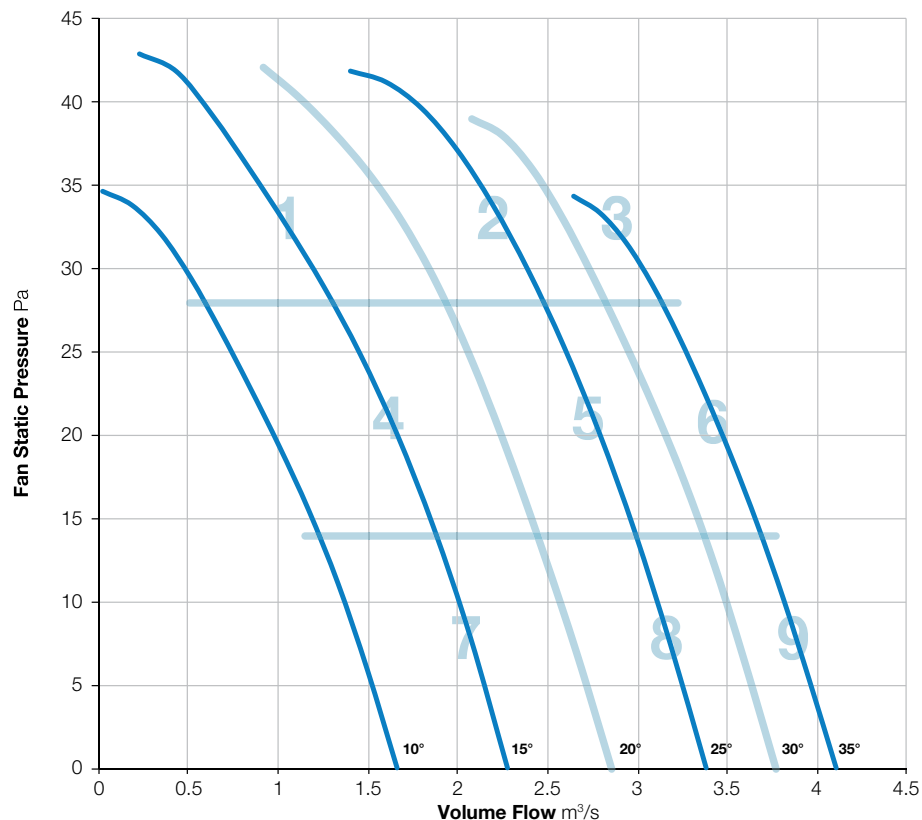
BS EN ISO 5136:2009

Type D installation

Form B



Elta Fans Limited certifies that the Axial Fans shown herein are licensed to bear the AMCA Seal. The ratings shown are based on tests and procedures performed in accordance with AMCA Publication 211 and comply with the requirements of the AMCA Certified Ratings Program. Performance certified is for Installation Type D: Ducted Inlet, Ducted Outlet. Performance ratings do not include the effects of appurtenances (accessories).



Zone		In-duct Sound Power Level (SWL) re 1pW									SPL dBA @ 3m*
		63Hz	125Hz	250Hz	500Hz	1kHz	2kHz	4kHz	8kHz	Total	
1	Inlet	65	79	69	66	63	62	58	52	80	49
	Outlet	63	78	68	66	63	61	59	53	79	49
2	Inlet	65	72	74	70	66	64	62	58	78	52
	Outlet	64	72	73	70	66	64	63	60	78	52
3	Inlet	70	69	69	67	67	65	61	58	76	51
	Outlet	68	69	66	67	66	64	62	59	75	51
4	Inlet	60	61	62	62	65	66	60	52	71	50
	Outlet	58	61	60	62	65	65	59	52	71	49
5	Inlet	65	62	65	61	59	61	59	55	71	46
	Outlet	62	63	61	60	59	60	60	57	70	46
6	Inlet	69	64	66	65	65	65	62	60	74	50
	Outlet	66	64	64	65	65	65	63	62	73	51
7	Inlet	63	59	59	58	59	66	58	50	70	48
	Outlet	60	60	58	58	59	63	57	50	68	46
8	Inlet	66	64	63	61	61	62	60	54	71	47
	Outlet	64	64	61	60	60	61	60	56	70	46
9	Inlet	70	65	65	65	64	64	61	59	74	49
	Outlet	67	65	65	65	64	64	63	61	74	50

*Sound Pressure Level (SPL) is average spherical free-field re 20μPa, for comparative use only.
Power rating (watts, kW or BHP) does not include transmission losses.
The AMCA certified ratings seal applies to air performance only.



800-131-6

720 r/min



Nominal Diameter

800mm



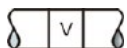
Hub Type

131



Number of Blades

6



BS ISO 5801:2017

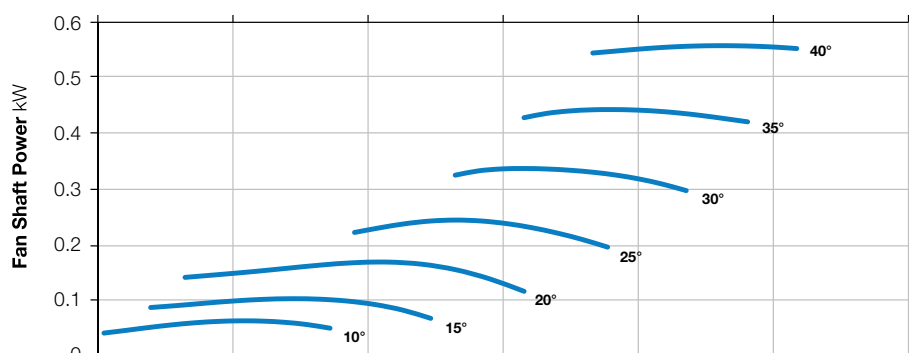
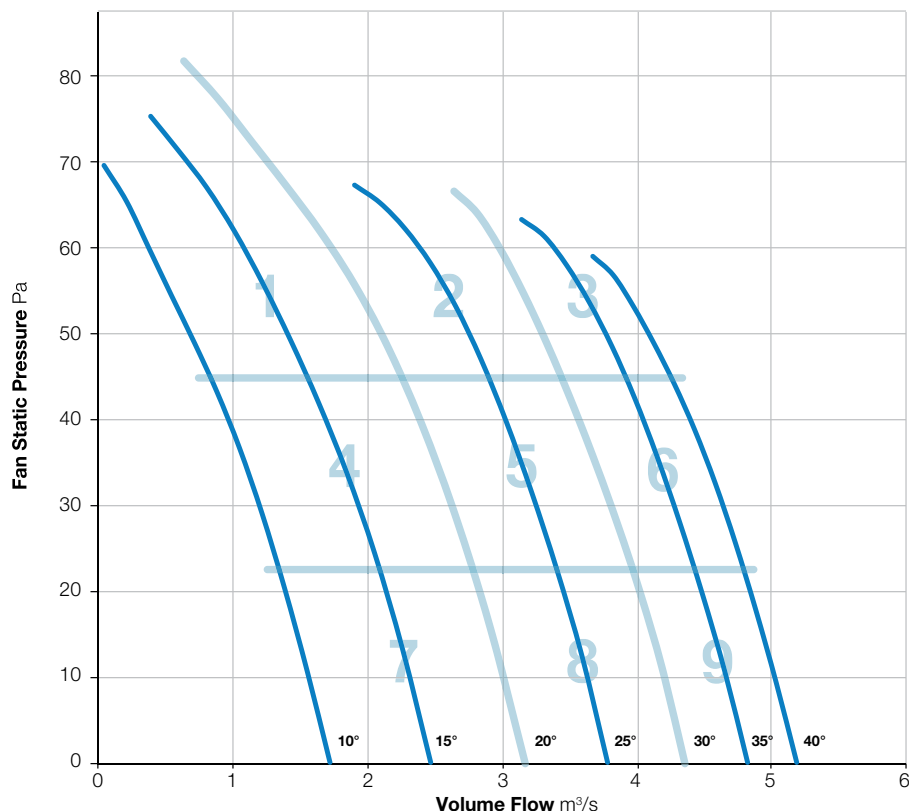
BS EN ISO 5136:2009

Type D installation

Form B



Elta Fans Limited certifies that the Axial Fans shown herein are licensed to bear the AMCA Seal. The ratings shown are based on tests and procedures performed in accordance with AMCA Publication 211 and comply with the requirements of the AMCA Certified Ratings Program. Performance certified is for Installation Type D: Ducted Inlet, Ducted Outlet. Performance ratings do not include the effects of appurtenances (accessories).



Zone		In-duct Sound Power Level (SWL) re 1pW									SPL dBA @ 3m*
		63Hz	125Hz	250Hz	500Hz	1kHz	2kHz	4kHz	8kHz	Total	
1	Inlet	79	80	74	69	67	66	62	55	83	53
	Outlet	75	80	73	68	67	65	62	55	82	52
2	Inlet	68	65	70	68	68	68	65	59	76	53
	Outlet	66	65	68	68	68	67	65	60	75	53
3	Inlet	72	66	68	68	68	69	65	62	77	54
	Outlet	70	66	66	68	68	68	67	64	76	54
4	Inlet	64	64	74	71	71	69	62	54	78	55
	Outlet	62	64	74	71	71	67	61	54	78	54
5	Inlet	70	63	66	64	67	68	64	56	75	52
	Outlet	67	63	63	64	67	67	63	57	74	51
6	Inlet	73	67	68	67	67	68	65	61	77	53
	Outlet	71	66	66	67	67	67	66	63	76	53
7	Inlet	64	60	63	63	64	66	59	52	72	49
	Outlet	61	60	60	63	63	65	59	51	71	49
8	Inlet	70	65	67	64	67	70	63	54	76	53
	Outlet	67	65	64	64	66	68	62	54	74	51
9	Inlet	74	68	69	67	68	67	65	60	78	53
	Outlet	72	67	67	66	67	67	65	62	76	52

*Sound Pressure Level (SPL) is average spherical free-field re 20μPa, for comparative use only.
Power rating (watts, kW or BHP) does not include transmission losses.
The AMCA certified ratings seal applies to air performance only.



800-181-3

720 r/min



Nominal Diameter

800mm



Hub Type

181



Number of Blades

3

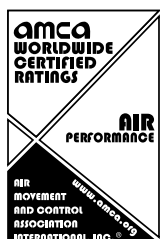


BS ISO 5801:2017

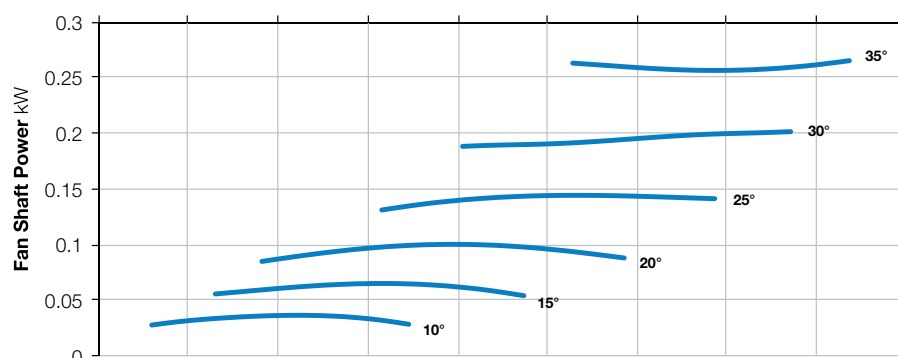
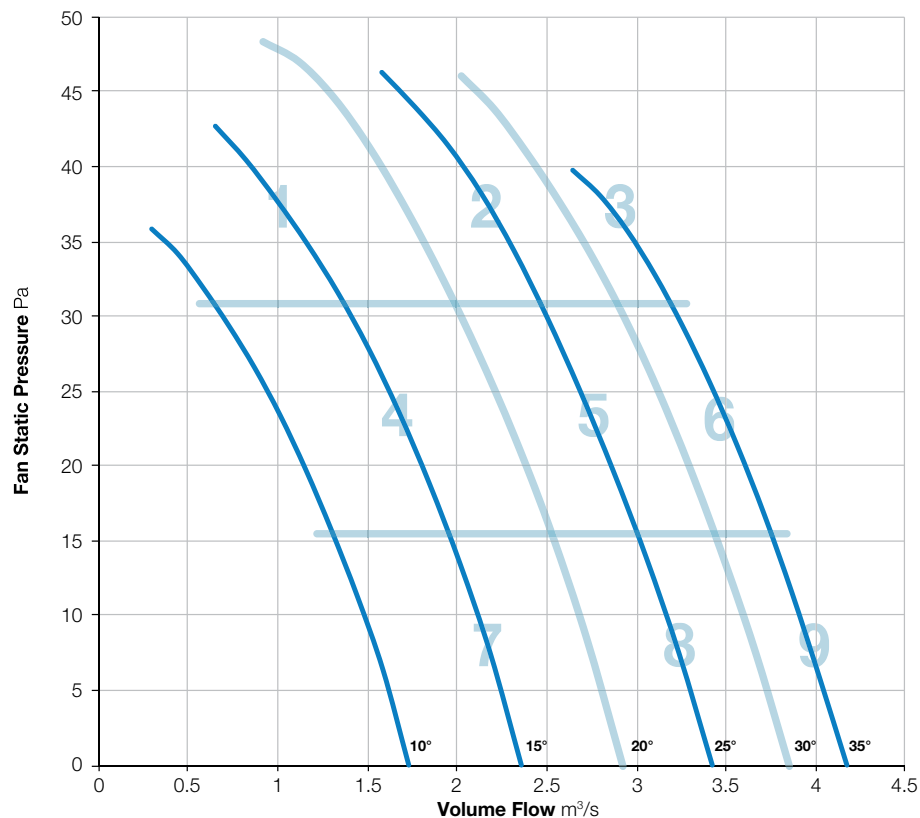
BS EN ISO 5136:2009

Type D installation

Form B



Elta Fans Limited certifies that the Axial Fans shown herein are licensed to bear the AMCA Seal. The ratings shown are based on tests and procedures performed in accordance with AMCA Publication 211 and comply with the requirements of the AMCA Certified Ratings Program. Performance certified is for Installation Type D: Ducted Inlet, Ducted Outlet. Performance ratings do not include the effects of appurtenances (accessories).



Zone		In-duct Sound Power Level (SWL) re 1pW									SPL dBA @ 3m*
		63Hz	125Hz	250Hz	500Hz	1kHz	2kHz	4kHz	8kHz	Total	
1	Inlet	64	67	75	69	65	63	61	55	77	51
	Outlet	63	67	73	69	65	62	61	55	76	51
2	Inlet	65	62	63	61	63	63	62	59	72	49
	Outlet	63	63	60	60	63	63	63	60	71	49
3	Inlet	72	71	69	67	66	64	62	58	77	51
	Outlet	70	72	68	67	66	64	62	58	77	51
4	Inlet	60	59	61	61	63	65	60	53	70	49
	Outlet	58	60	59	61	63	63	60	53	69	48
5	Inlet	66	62	64	61	63	63	62	58	72	49
	Outlet	64	63	61	61	62	62	62	59	71	48
6	Inlet	70	64	68	65	66	65	63	60	75	51
	Outlet	68	64	65	64	66	64	64	61	74	51
7	Inlet	61	60	59	60	61	76	60	52	77	57
	Outlet	59	60	58	59	61	75	59	51	76	56
8	Inlet	66	63	63	62	63	63	61	56	72	48
	Outlet	64	64	61	62	63	62	61	57	71	48
9	Inlet	70	66	70	65	65	65	64	61	76	51
	Outlet	68	65	65	64	65	64	65	62	74	51

*Sound Pressure Level (SPL) is average spherical free-field re 20μPa, for comparative use only.
Power rating (watts, kW or BHP) does not include transmission losses.
The AMCA certified ratings seal applies to air performance only.



800-181-6

720 r/min



Nominal Diameter

800mm



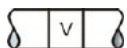
Hub Type

181



Number of Blades

6



BS ISO 5801:2017

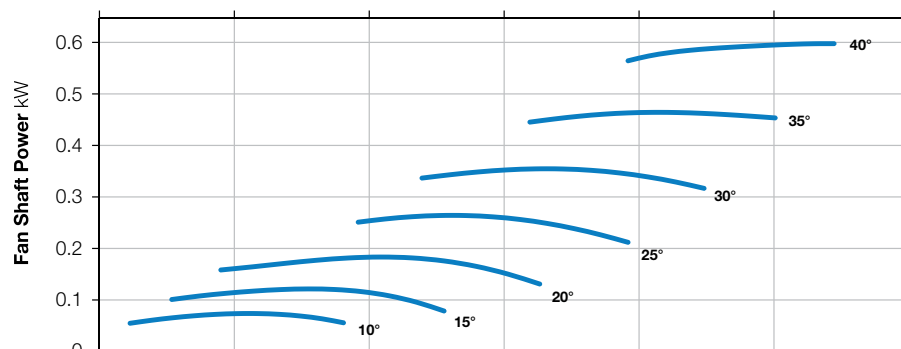
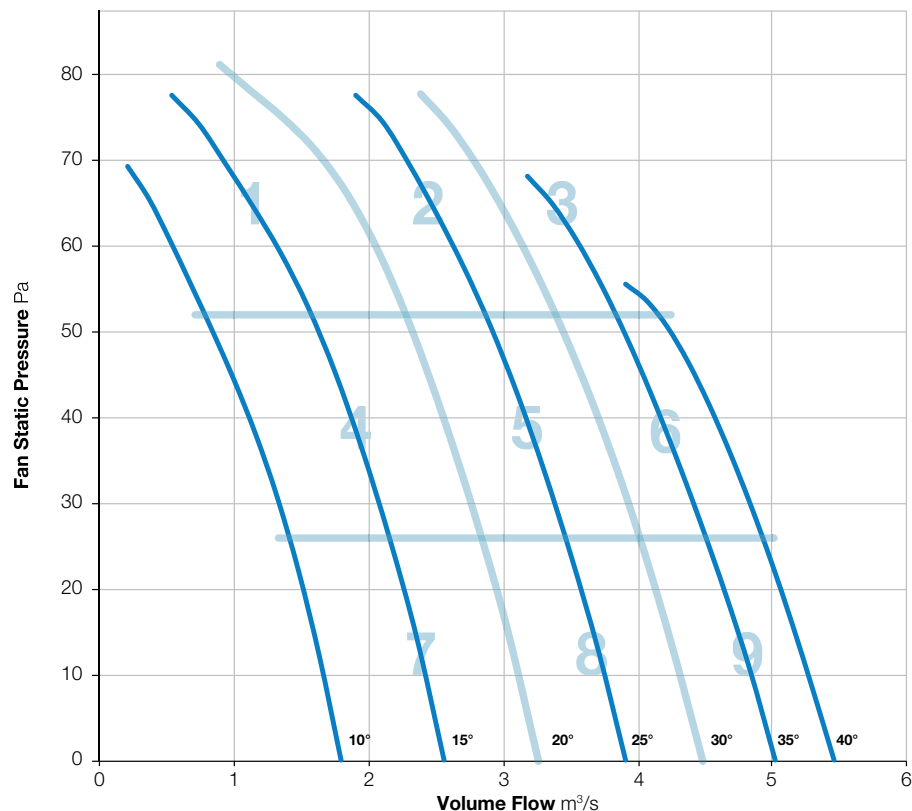
BS EN ISO 5136:2009

Type D installation

Form B



Elta Fans Limited certifies that the Axial Fans shown herein are licensed to bear the AMCA Seal. The ratings shown are based on tests and procedures performed in accordance with AMCA Publication 211 and comply with the requirements of the AMCA Certified Ratings Program. Performance certified is for Installation Type D: Ducted Inlet, Ducted Outlet. Performance ratings do not include the effects of appurtenances (accessories).



Zone		In-duct Sound Power Level (SWL) re 1pW									SPL dBA @ 3m*
		63Hz	125Hz	250Hz	500Hz	1kHz	2kHz	4kHz	8kHz	Total	
1	Inlet	69	74	77	71	68	66	63	55	80	54
	Outlet	68	75	76	71	68	65	63	57	80	54
2	Inlet	68	67	68	69	68	67	65	59	76	53
	Outlet	67	67	67	69	68	66	65	61	76	53
3	Inlet	71	69	73	70	69	68	66	62	78	54
	Outlet	70	70	69	69	69	67	67	64	78	54
4	Inlet	63	63	66	66	68	69	63	54	75	53
	Outlet	61	64	64	66	68	68	62	55	74	52
5	Inlet	66	66	65	65	66	67	64	57	74	51
	Outlet	64	66	64	65	66	65	64	59	74	51
6	Inlet	71	69	71	68	67	67	65	61	77	53
	Outlet	70	69	67	67	67	66	66	64	76	53
7	Inlet	62	63	63	62	63	74	60	52	75	55
	Outlet	60	63	62	62	63	77	59	52	78	58
8	Inlet	68	67	66	65	67	69	64	56	75	53
	Outlet	66	67	65	65	67	67	63	57	74	52
9	Inlet	73	70	70	69	68	67	65	61	78	53
	Outlet	72	70	67	68	67	66	66	63	77	53

*Sound Pressure Level (SPL) is average spherical free-field re 20μPa, for comparative use only.
Power rating (watts, kW or BHP) does not include transmission losses.
The AMCA certified ratings seal applies to air performance only.



800-181-9

720 r/min



Nominal Diameter

800mm



Hub Type

181



Number of Blades

9

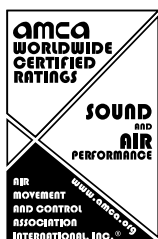


BS ISO 5801:2017

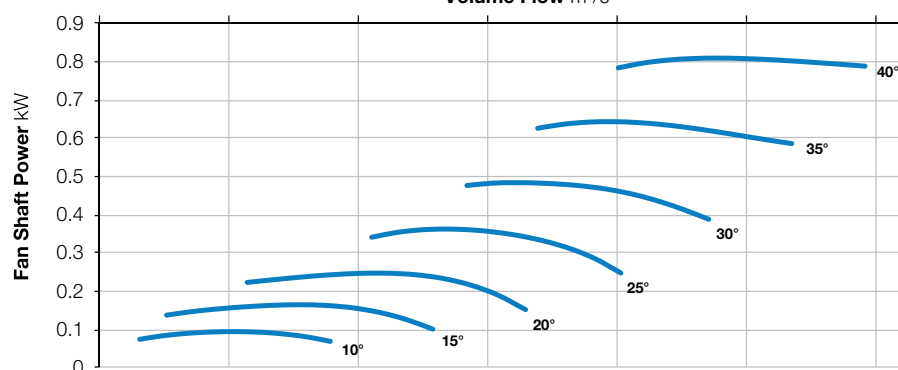
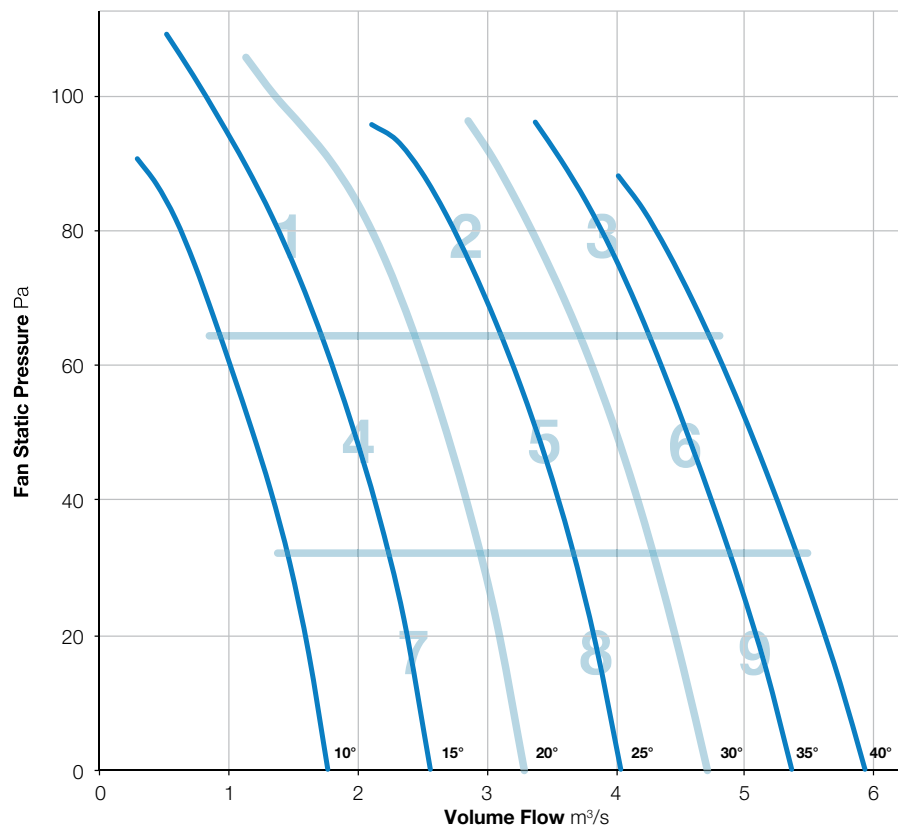
BS ISO 13347-2:2004

Type D installation

Form B



Elta Fans Limited certifies that the Axial Fans shown herein are licensed to bear the AMCA Seal. The ratings shown are based on tests and procedures performed in accordance with AMCA Publications 211 & 311 and comply with the requirements of the AMCA Certified Ratings Program. Performance certified is for Installation Type D: Ducted Inlet, Ducted Outlet. Performance ratings do not include the effects of appurtenances (accessories).



Zone		In-duct Sound Power Level (SWL) re 1pW									SPL dBA @ 3m*
		63Hz	125Hz	250Hz	500Hz	1kHz	2kHz	4kHz	8kHz	Total	
1	Inlet	79	79	76	73	71	68	64	58	84	56
	Outlet	80	85	77	72	70	68	64	59	87	56
2	Inlet	69	76	75	73	72	70	67	61	81	57
	Outlet	74	80	74	73	72	70	67	63	83	57
3	Inlet	71	78	73	71	70	68	67	64	81	55
	Outlet	78	82	70	70	70	69	68	67	84	56
4	Inlet	65	72	69	72	74	73	65	58	80	58
	Outlet	69	74	68	71	73	72	65	58	80	57
5	Inlet	69	78	70	68	70	70	67	59	81	55
	Outlet	72	83	68	68	69	69	66	61	84	55
6	Inlet	74	80	72	71	69	68	66	63	82	55
	Outlet	85	85	71	71	70	69	67	65	88	56
7	Inlet	65	75	67	68	67	68	62	56	78	52
	Outlet	70	77	67	67	67	69	63	56	79	53
8	Inlet	73	78	71	69	70	73	67	57	81	56
	Outlet	78	83	70	69	69	72	67	59	85	56
9	Inlet	77	81	73	71	70	69	67	62	84	55
	Outlet	86	86	73	71	70	70	67	64	89	57

*Sound Pressure Level (SPL) is average spherical free-field re 20μPa, for comparative use only. dBA levels are not licensed by AMCA International.

Power rating (watts, kW or BHP) does not include transmission losses.

The sound power level ratings shown are in decibels, referred to 10⁻¹² watts, calculated per AMCA Standard 301. Values shown are for inlet L_{wa} and outlet L_{wo} sound power levels for Installation Type D: ducted inlet, ducted outlet. Ratings include the effect of duct end correction.



800-182-3

720 r/min



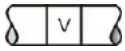
Nominal Diameter
800mm



Hub Type
182



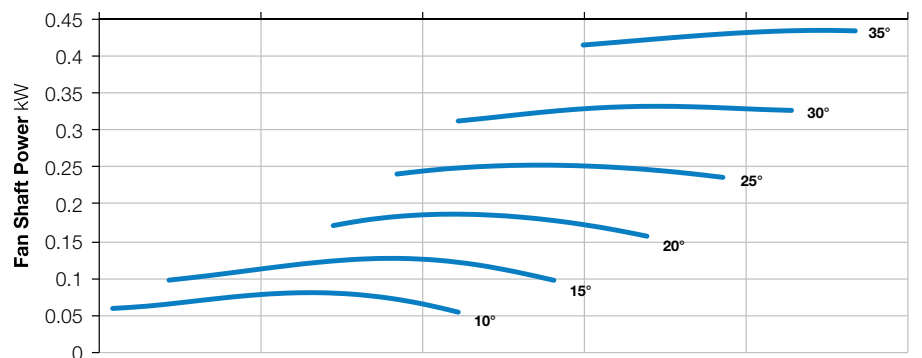
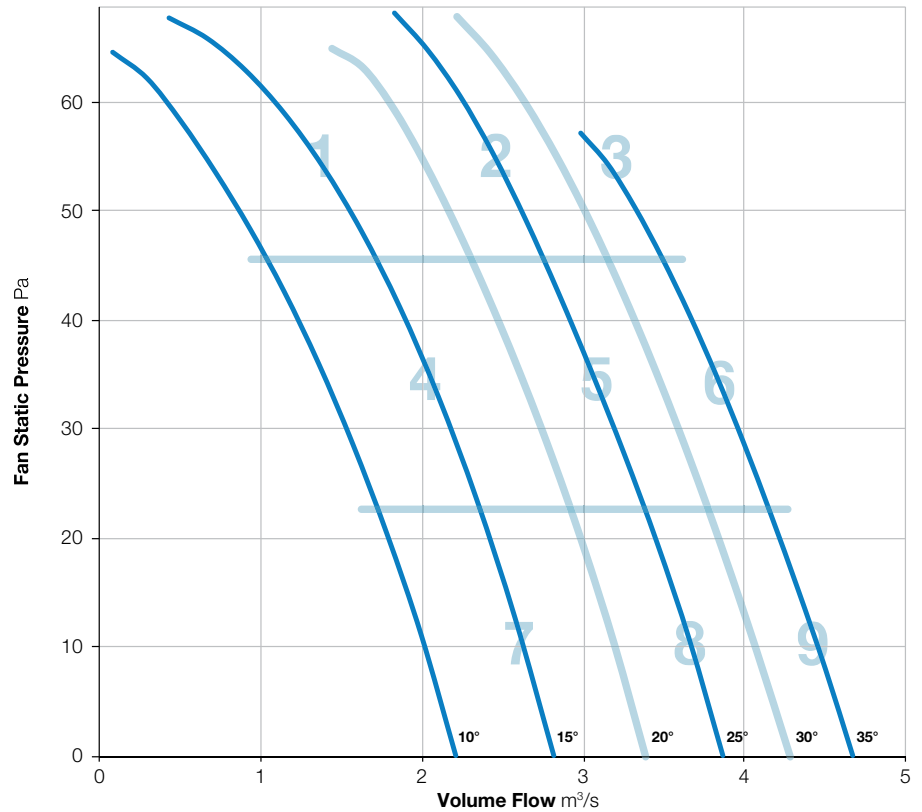
Number of Blades
3



BS ISO 5801:2017
BS EN ISO 5136:2009
Type D installation
Form B



Elta Fans Limited certifies that the Axial Fans shown herein are licensed to bear the AMCA Seal. The ratings shown are based on tests and procedures performed in accordance with AMCA Publication 211 and comply with the requirements of the AMCA Certified Ratings Program. Performance certified is for Installation Type D: Ducted Inlet, Ducted Outlet. Performance ratings do not include the effects of appurtenances (accessories).



Zone		In-duct Sound Power Level (SWL) re 1pW									SPL dBA @ 3m*
		63Hz	125Hz	250Hz	500Hz	1kHz	2kHz	4kHz	8kHz	Total	
1	Inlet	For sound data please contact Elta Fans.									
	Outlet										
2	Inlet										
	Outlet										
3	Inlet										
	Outlet										
4	Inlet										
	Outlet										
5	Inlet										
	Outlet										
6	Inlet										
	Outlet										
7	Inlet										
	Outlet										
8	Inlet										
	Outlet										
9	Inlet										
	Outlet										

*Sound Pressure Level (SPL) is average spherical free-field re 20μPa, for comparative use only.
Power rating (watts, kW or BHP) does not include transmission losses.
The AMCA certified ratings seal applies to air performance only.



800-182-6

720 r/min



Nominal Diameter

800mm



Hub Type

182



Number of Blades

6



BS ISO 5801:2017

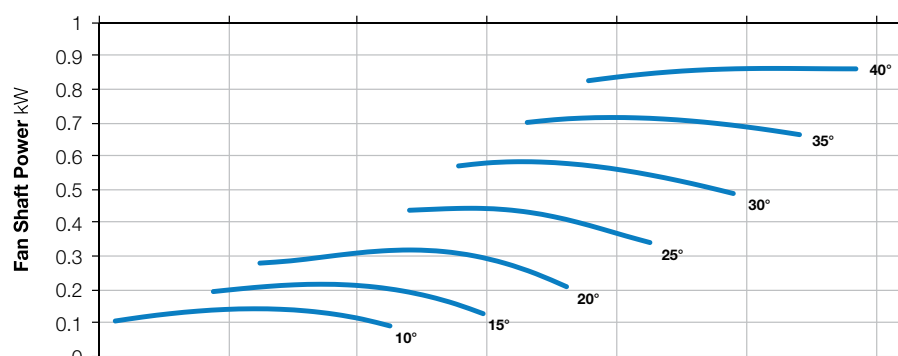
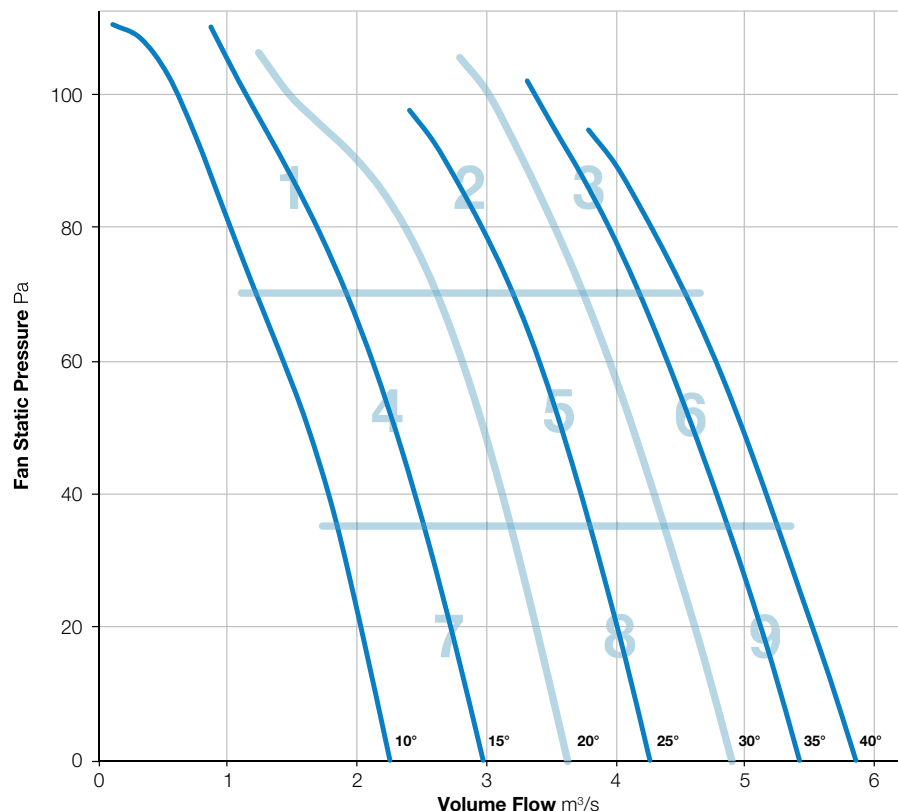
BS EN ISO 5136:2009

Type D installation

Form B



Elta Fans Limited certifies that the Axial Fans shown herein are licensed to bear the AMCA Seal. The ratings shown are based on tests and procedures performed in accordance with AMCA Publication 211 and comply with the requirements of the AMCA Certified Ratings Program. Performance certified is for Installation Type D: Ducted Inlet, Ducted Outlet. Performance ratings do not include the effects of appurtenances (accessories).



Zone		In-duct Sound Power Level (SWL) re 1pW									SPL dBA @ 3m*
		63Hz	125Hz	250Hz	500Hz	1kHz	2kHz	4kHz	8kHz	Total	
1	Inlet	For sound data please contact Elta Fans.									
	Outlet										
2	Inlet										
	Outlet										
3	Inlet										
	Outlet										
4	Inlet										
	Outlet										
5	Inlet										
	Outlet										
6	Inlet										
	Outlet										
7	Inlet										
	Outlet										
8	Inlet										
	Outlet										
9	Inlet										
	Outlet										

*Sound Pressure Level (SPL) is average spherical free-field re 20μPa, for comparative use only.
Power rating (watts, kW or BHP) does not include transmission losses.
The AMCA certified ratings seal applies to air performance only.



800-251-3

720 r/min



Nominal Diameter

800mm



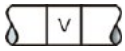
Hub Type

251



Number of Blades

3



BS ISO 5801:2017

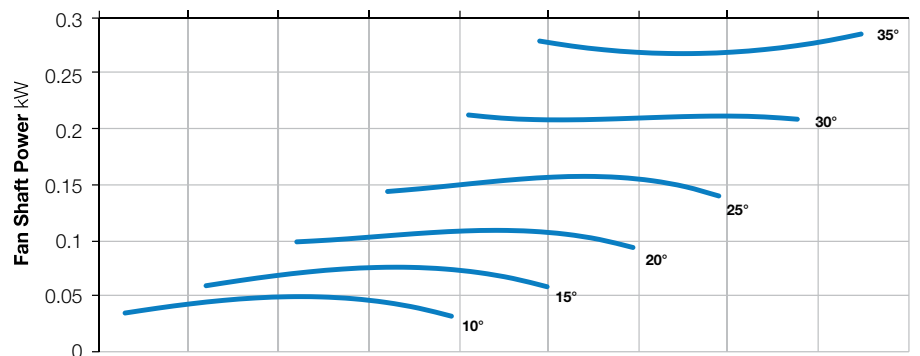
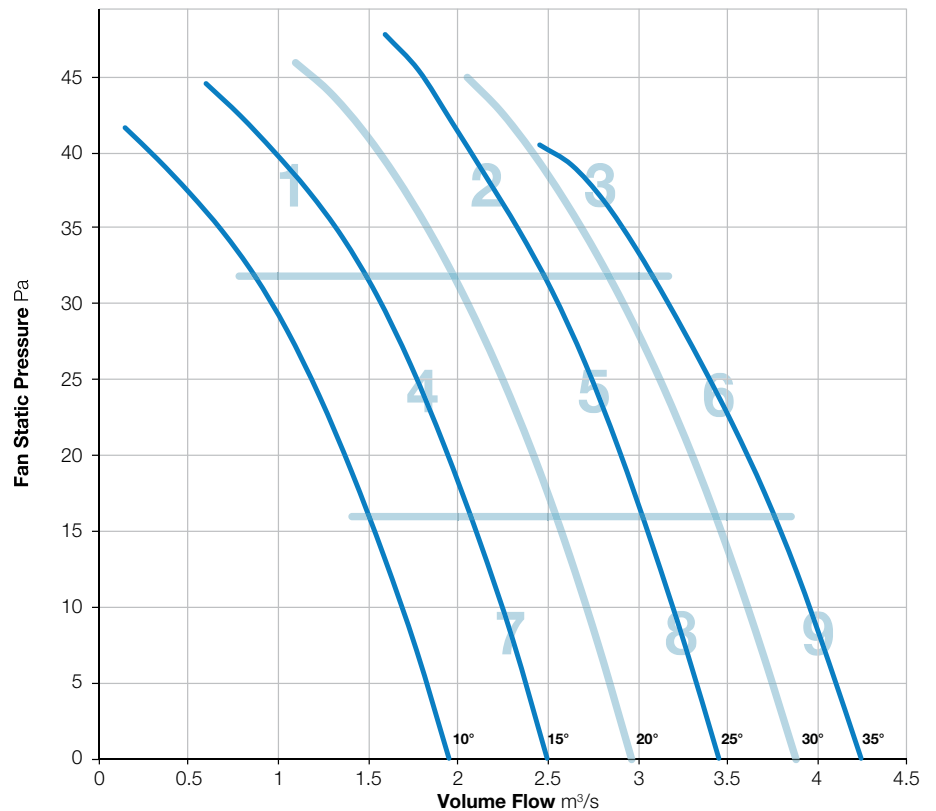
BS EN ISO 5136:2009

Type D installation

Form B



Elta Fans Limited certifies that the Axial Fans shown herein are licensed to bear the AMCA Seal. The ratings shown are based on tests and procedures performed in accordance with AMCA Publication 211 and comply with the requirements of the AMCA Certified Ratings Program. Performance certified is for Installation Type D: Ducted Inlet, Ducted Outlet. Performance ratings do not include the effects of appurtenances (accessories).



Zone		In-duct Sound Power Level (SWL) re 1pW									SPL dBA @ 3m*
		63Hz	125Hz	250Hz	500Hz	1kHz	2kHz	4kHz	8kHz	Total	
1	Inlet	68	66	72	71	70	64	60	52	77	53
	Outlet	68	65	72	71	70	63	59	53	77	53
2	Inlet	70	68	65	65	64	65	62	55	75	50
	Outlet	69	68	66	65	64	64	62	58	75	50
3	Inlet	76	76	72	69	68	66	63	56	81	53
	Outlet	77	76	74	71	68	69	64	58	82	54
4	Inlet	66	63	63	63	64	66	62	51	73	50
	Outlet	65	63	62	62	63	65	60	51	72	49
5	Inlet	71	66	64	65	64	65	62	55	75	50
	Outlet	70	66	63	64	63	63	61	56	74	49
6	Inlet	74	69	67	67	67	67	64	58	78	52
	Outlet	74	68	68	68	67	66	65	60	78	52
7	Inlet	69	63	63	63	66	70	62	50	75	52
	Outlet	69	63	62	62	65	68	61	49	74	51
8	Inlet	72	66	64	64	64	63	60	53	75	49
	Outlet	71	66	63	64	63	62	60	55	74	48
9	Inlet	74	68	66	66	66	66	63	57	77	51
	Outlet	75	68	66	67	66	66	64	60	78	52

*Sound Pressure Level (SPL) is average spherical free-field re 20μPa, for comparative use only.
Power rating (watts, kW or BHP) does not include transmission losses.
The AMCA certified ratings seal applies to air performance only.



800-251-6

720 r/min



Nominal Diameter

630mm



Hub Type

251



Number of Blades

6

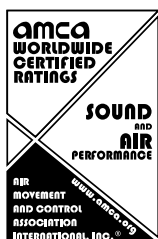


BS ISO 5801:2017

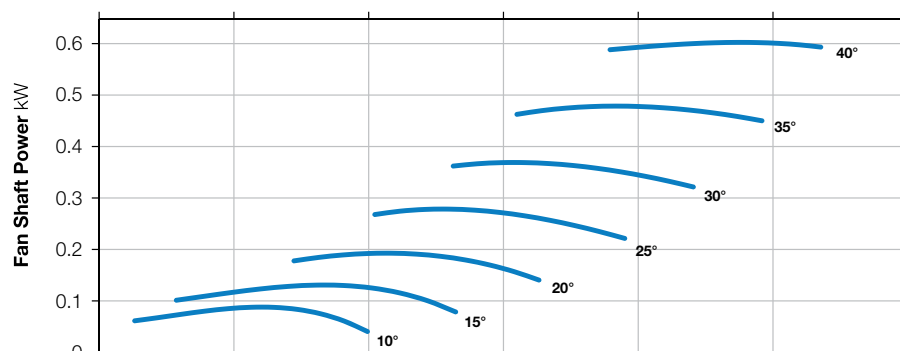
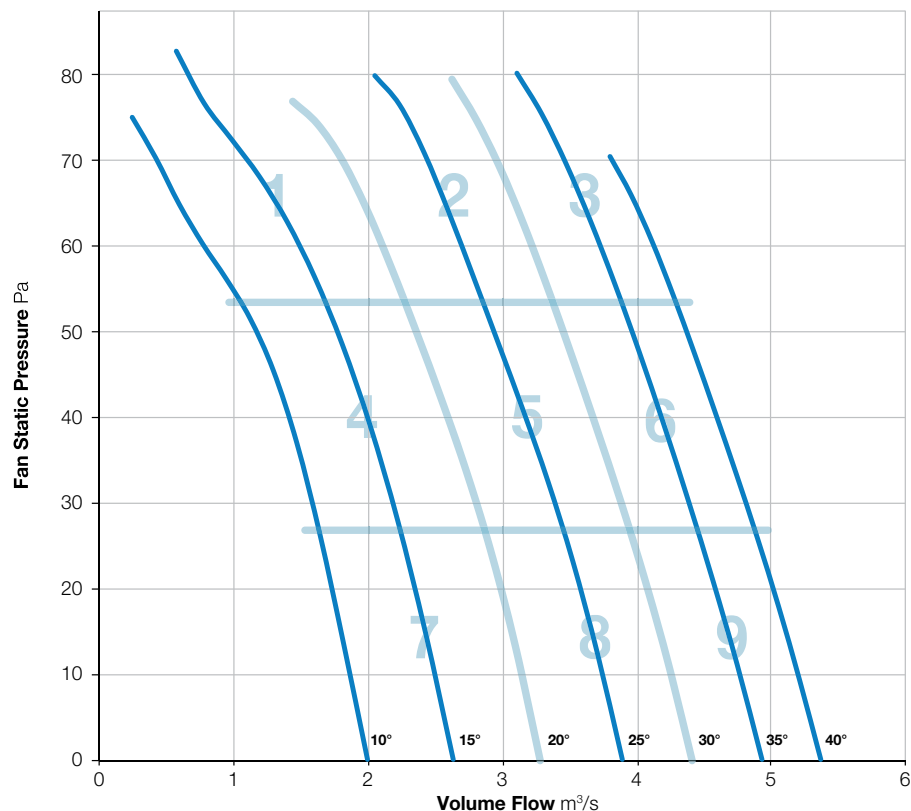
BS ISO 13347-2:2004

Type D installation

Form B



Elta Fans Limited certifies that the Axial Fans shown herein are licensed to bear the AMCA Seal. The ratings shown are based on tests and procedures performed in accordance with AMCA Publications 211 & 311 and comply with the requirements of the AMCA Certified Ratings Program. Performance certified is for Installation Type D: Ducted Inlet, Ducted Outlet. Performance ratings do not include the effects of appurtenances (accessories).



Zone		In-duct Sound Power Level (SWL) re 1pW									SPL dBA @ 3m*
		63Hz	125Hz	250Hz	500Hz	1kHz	2kHz	4kHz	8kHz	Total	
1	Inlet	76	79	78	74	70	67	64	57	84	56
	Outlet	80	81	77	73	69	67	64	59	85	55
2	Inlet	76	71	69	70	68	67	65	61	79	53
	Outlet	80	75	68	69	68	67	66	64	82	54
3	Inlet	80	71	68	68	69	68	66	63	82	54
	Outlet	84	76	68	68	69	68	67	66	85	54
4	Inlet	72	67	69	71	70	70	65	56	78	55
	Outlet	76	73	68	69	69	69	64	57	80	54
5	Inlet	77	70	67	67	67	66	64	59	79	52
	Outlet	81	76	66	66	66	66	64	62	83	52
6	Inlet	79	72	69	69	69	68	65	62	81	54
	Outlet	84	78	69	68	69	69	67	66	85	55
7	Inlet	74	69	65	66	67	69	64	55	77	53
	Outlet	77	74	65	65	66	69	63	55	80	52
8	Inlet	79	71	68	68	68	69	65	58	81	53
	Outlet	82	77	68	67	68	68	65	60	84	53
9	Inlet	80	74	70	70	69	68	65	62	82	54
	Outlet	86	80	70	70	70	68	66	65	87	55

*Sound Pressure Level (SPL) is average spherical free-field re 20μPa, for comparative use only. dBA levels are not licensed by AMCA International.

Power rating (watts, kW or BHP) does not include transmission losses.

The sound power level ratings shown are in decibels, referred to 10⁻¹² watts, calculated per AMCA Standard 301. Values shown are for inlet L_{wa} and outlet L_{wo} sound power levels for Installation Type D: ducted inlet, ducted outlet. Ratings include the effect of duct end correction.



800-251-9

720 r/min



Nominal Diameter

800mm



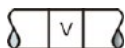
Hub Type

251



Number of Blades

9



BS ISO 5801:2017

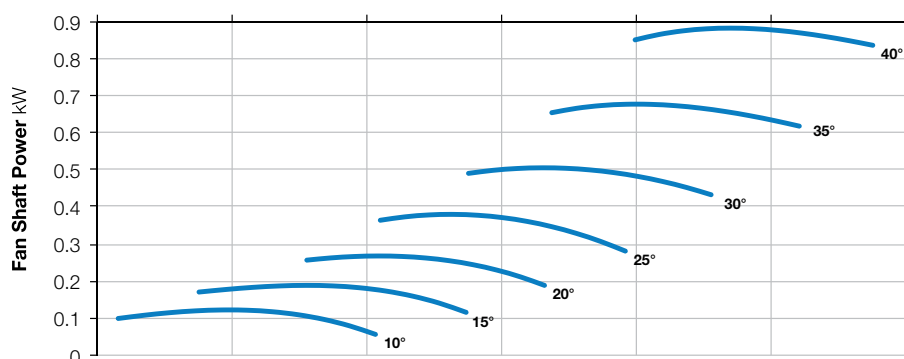
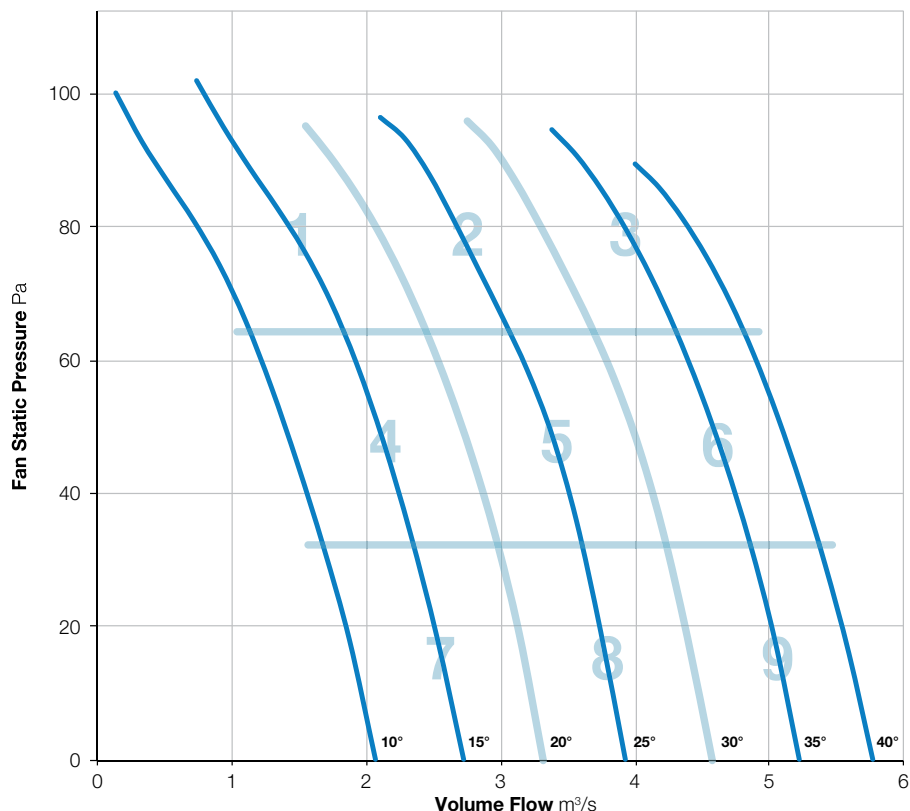
BS EN ISO 5136:2009

Type D installation

Form B



Elta Fans Limited certifies that the Axial Fans shown herein are licensed to bear the AMCA Seal. The ratings shown are based on tests and procedures performed in accordance with AMCA Publication 211 and comply with the requirements of the AMCA Certified Ratings Program. Performance certified is for Installation Type D: Ducted Inlet, Ducted Outlet. Performance ratings do not include the effects of appurtenances (accessories).



Zone		In-duct Sound Power Level (SWL) re 1pW									SPL dBA @ 3m*
		63Hz	125Hz	250Hz	500Hz	1kHz	2kHz	4kHz	8kHz	Total	
1	Inlet	72	74	76	75	75	72	63	53	82	58
	Outlet	73	74	74	74	75	70	62	54	81	57
2	Inlet	73	72	73	73	72	71	66	58	80	56
	Outlet	73	72	71	72	71	70	66	59	80	56
3	Inlet	75	73	72	72	73	70	67	60	81	56
	Outlet	76	75	71	72	74	71	68	64	82	57
4	Inlet	65	68	66	68	70	72	64	59	77	55
	Outlet	67	69	67	69	71	72	64	54	78	56
5	Inlet	72	72	68	69	70	71	66	56	79	55
	Outlet	73	72	68	70	70	70	65	57	79	55
6	Inlet	75	75	71	70	71	69	66	60	80	55
	Outlet	76	75	70	70	71	69	66	62	81	55
7	Inlet	69	69	68	69	71	70	64	60	78	55
	Outlet	68	69	67	68	70	68	62	59	76	53
8	Inlet	74	74	70	69	71	73	66	55	80	56
	Outlet	75	74	72	69	70	72	66	56	80	56
9	Inlet	76	76	72	72	72	70	66	59	82	56
	Outlet	77	75	71	72	72	69	66	61	81	56

*Sound Pressure Level (SPL) is average spherical free-field re 20μPa, for comparative use only.
Power rating (watts, kW or BHP) does not include transmission losses.
The AMCA certified ratings seal applies to air performance only.



800-251-12

720 r/min



Nominal Diameter

800mm



Hub Type

251



Number of Blades

12

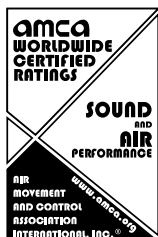


BS ISO 5801:2017

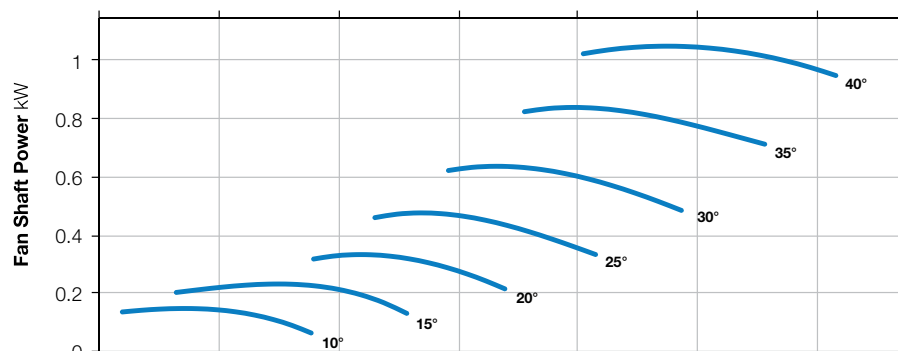
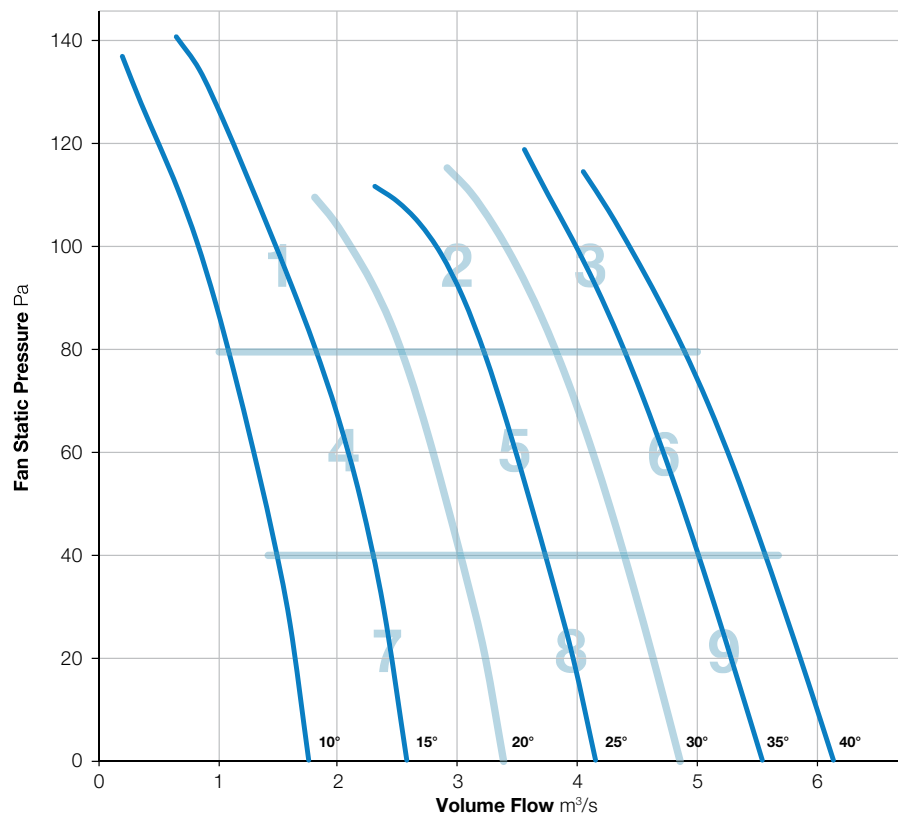
BS ISO 13347-2:2004

Type D installation

Form B



Elta Fans Limited certifies that the Axial Fans shown herein are licensed to bear the AMCA Seal. The ratings shown are based on tests and procedures performed in accordance with AMCA Publications 211 & 311 and comply with the requirements of the AMCA Certified Ratings Program. Performance certified is for Installation Type D: Ducted Inlet, Ducted Outlet. Performance ratings do not include the effects of appurtenances (accessories).



Zone		In-duct Sound Power Level (SWL) re 1pW									SPL dBA @ 3m*
		63Hz	125Hz	250Hz	500Hz	1kHz	2kHz	4kHz	8kHz	Total	
1	Inlet	74	79	78	76	72	70	65	58	84	57
	Outlet	78	82	77	75	73	70	65	60	85	58
2	Inlet	70	72	78	74	73	71	67	60	82	58
	Outlet	75	76	76	74	73	71	67	62	82	57
3	Inlet	75	76	71	71	71	69	67	62	81	55
	Outlet	77	81	73	70	71	68	65	60	84	55
4	Inlet	67	70	71	74	75	74	67	58	81	59
	Outlet	71	75	69	72	74	74	67	59	81	58
5	Inlet	70	72	70	70	70	71	67	60	79	55
	Outlet	76	77	71	70	70	72	67	60	82	56
6	Inlet	76	77	72	71	71	69	67	61	82	55
	Outlet	79	83	74	70	70	67	64	59	85	55
7	Inlet	67	72	69	69	69	72	66	57	78	55
	Outlet	72	75	68	69	68	71	65	56	79	55
8	Inlet	76	76	71	70	71	74	68	58	82	57
	Outlet	79	79	71	70	71	74	67	59	84	57
9	Inlet	79	78	73	71	72	71	68	60	83	57
	Outlet	81	83	75	71	71	68	64	58	86	55

*Sound Pressure Level (SPL) is average spherical free-field re 20μPa, for comparative use only. dBA levels are not licensed by AMCA International.

Power rating (watts, kW or BHP) does not include transmission losses.

The sound power level ratings shown are in decibels, referred to 10⁻¹² watts, calculated per AMCA Standard 301. Values shown are for inlet L_{wa} and outlet L_{wo} sound power levels for Installation Type D: ducted inlet, ducted outlet. Ratings include the effect of duct end correction.



800-252-3

720 r/min



Nominal Diameter

800mm



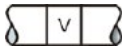
Hub Type

252



Number of Blades

3



BS ISO 5801:2017

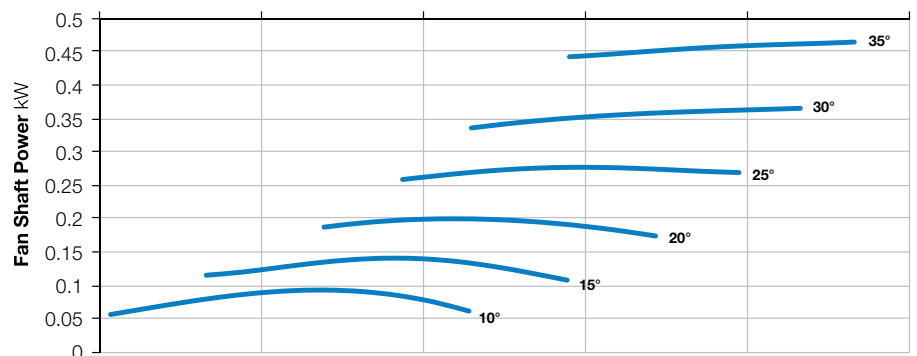
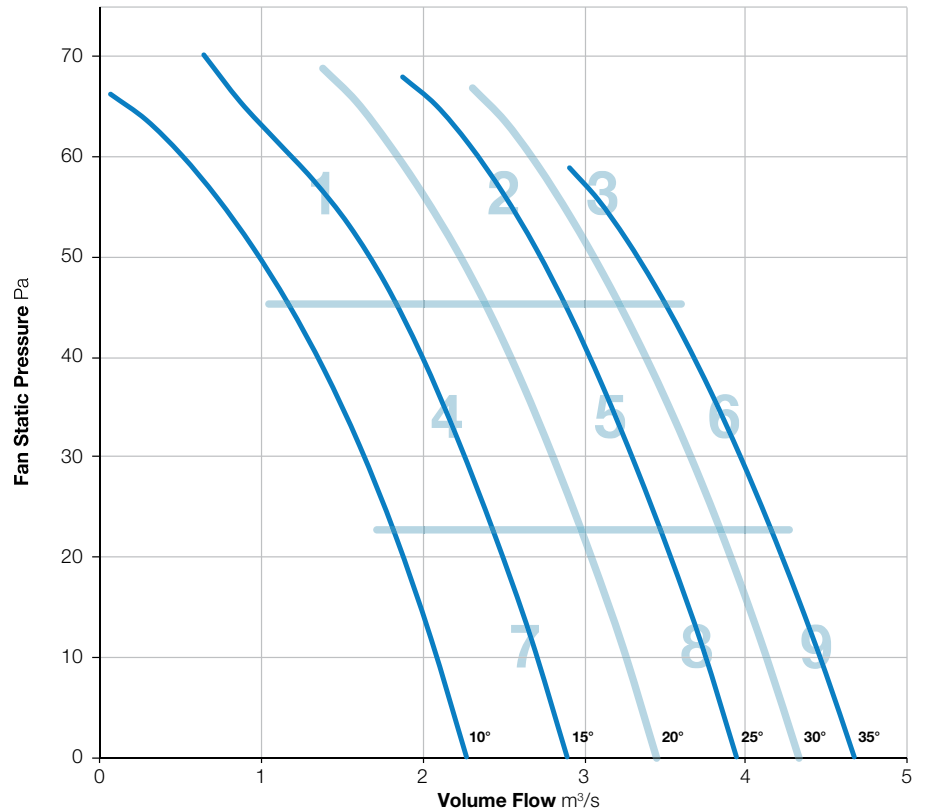
BS EN ISO 5136:2009

Type D installation

Form B



Elta Fans Limited certifies that the Axial Fans shown herein are licensed to bear the AMCA Seal. The ratings shown are based on tests and procedures performed in accordance with AMCA Publication 211 and comply with the requirements of the AMCA Certified Ratings Program. Performance certified is for Installation Type D: Ducted Inlet, Ducted Outlet. Performance ratings do not include the effects of appurtenances (accessories).



Zone		In-duct Sound Power Level (SWL) re 1pW									SPL dBA @ 3m*
		63Hz	125Hz	250Hz	500Hz	1kHz	2kHz	4kHz	8kHz	Total	
1	Inlet	For sound data please contact Elta Fans.									
	Outlet										
2	Inlet										
	Outlet										
3	Inlet										
	Outlet										
4	Inlet										
	Outlet										
5	Inlet										
	Outlet										
6	Inlet										
	Outlet										
7	Inlet										
	Outlet										
8	Inlet										
	Outlet										
9	Inlet										
	Outlet										

*Sound Pressure Level (SPL) is average spherical free-field re 20μPa, for comparative use only.
Power rating (watts, kW or BHP) does not include transmission losses.
The AMCA certified ratings seal applies to air performance only.



800-252-6

720 r/min



Nominal Diameter

800mm



Hub Type

252



Number of Blades

6

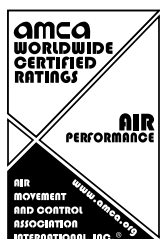


BS ISO 5801:2017

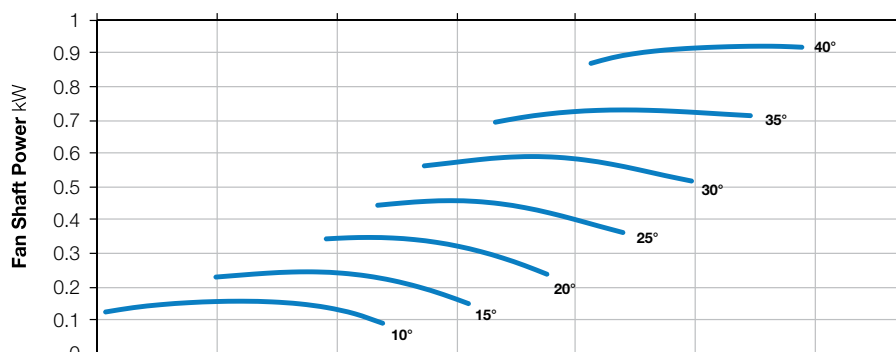
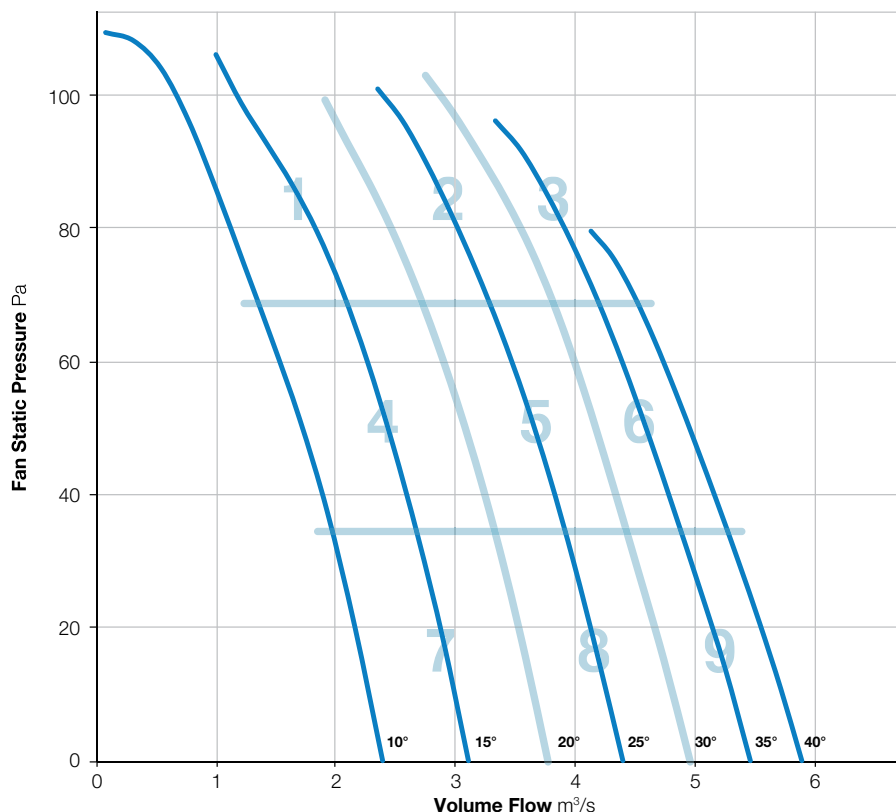
BS EN ISO 5136:2009

Type D installation

Form B



Elta Fans Limited certifies that the Axial Fans shown herein are licensed to bear the AMCA Seal. The ratings shown are based on tests and procedures performed in accordance with AMCA Publication 211 and comply with the requirements of the AMCA Certified Ratings Program. Performance certified is for Installation Type D: Ducted Inlet, Ducted Outlet. Performance ratings do not include the effects of appurtenances (accessories).



Zone		In-duct Sound Power Level (SWL) re 1pW									SPL dBA @ 3m*
		63Hz	125Hz	250Hz	500Hz	1kHz	2kHz	4kHz	8kHz	Total	
1	Inlet	For sound data please contact Elta Fans.									
	Outlet										
2	Inlet										
	Outlet										
3	Inlet										
	Outlet										
4	Inlet										
	Outlet										
5	Inlet										
	Outlet										
6	Inlet										
	Outlet										
7	Inlet										
	Outlet										
8	Inlet										
	Outlet										
9	Inlet										
	Outlet										

*Sound Pressure Level (SPL) is average spherical free-field re 20µPa, for comparative use only.
Power rating (watts, kW or BHP) does not include transmission losses.
The AMCA certified ratings seal applies to air performance only.



800-252-9

720 r/min



Nominal Diameter

800mm



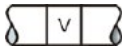
Hub Type

252



Number of Blades

9



BS ISO 5801:2017

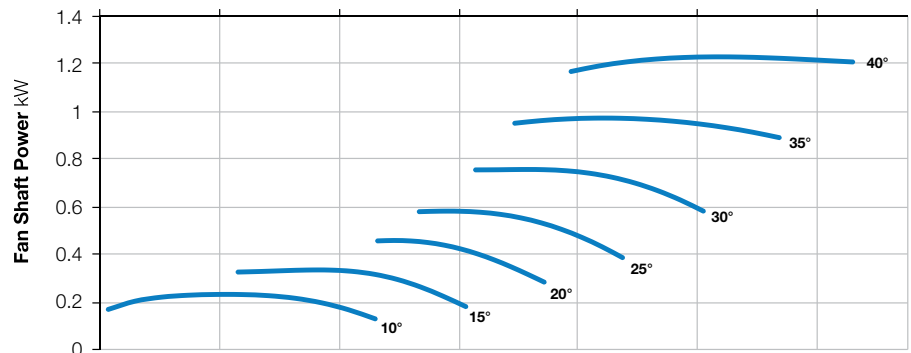
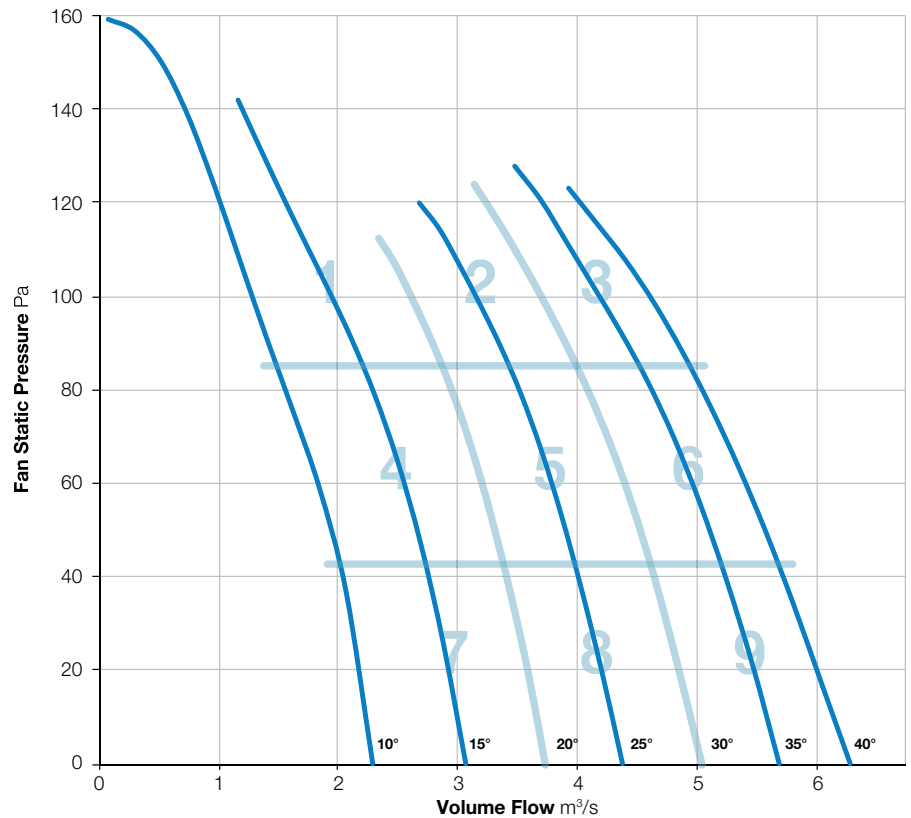
BS EN ISO 5136:2009

Type D installation

Form B



Elta Fans Limited certifies that the Axial Fans shown herein are licensed to bear the AMCA Seal. The ratings shown are based on tests and procedures performed in accordance with AMCA Publication 211 and comply with the requirements of the AMCA Certified Ratings Program. Performance certified is for Installation Type D: Ducted Inlet, Ducted Outlet. Performance ratings do not include the effects of appurtenances (accessories).



Zone		In-duct Sound Power Level (SWL) re 1pW									SPL dBA @ 3m*
		63Hz	125Hz	250Hz	500Hz	1kHz	2kHz	4kHz	8kHz	Total	
1	Inlet	For sound data please contact Elta Fans.									
	Outlet										
2	Inlet										
	Outlet										
3	Inlet										
	Outlet										
4	Inlet										
	Outlet										
5	Inlet										
	Outlet										
6	Inlet										
	Outlet										
7	Inlet										
	Outlet										
8	Inlet										
	Outlet										
9	Inlet										
	Outlet										

*Sound Pressure Level (SPL) is average spherical free-field re 20µPa, for comparative use only.
Power rating (watts, kW or BHP) does not include transmission losses.
The AMCA certified ratings seal applies to air performance only.



800-352-3

720 r/min



Nominal Diameter

800mm



Hub Type

352



Number of Blades

3

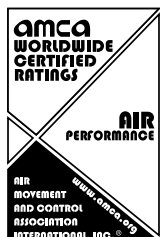


BS ISO 5801:2017

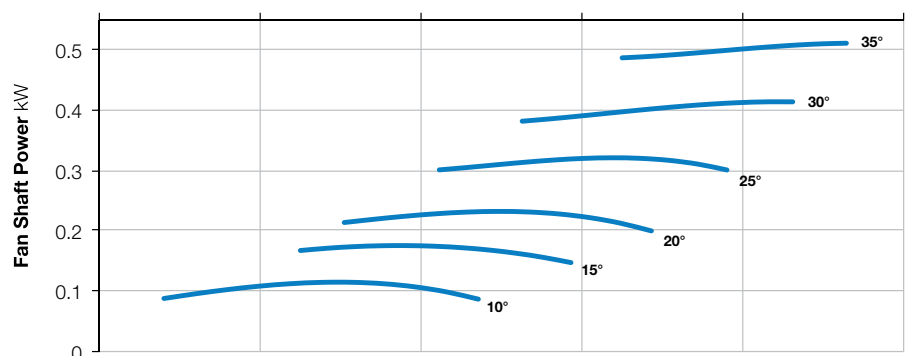
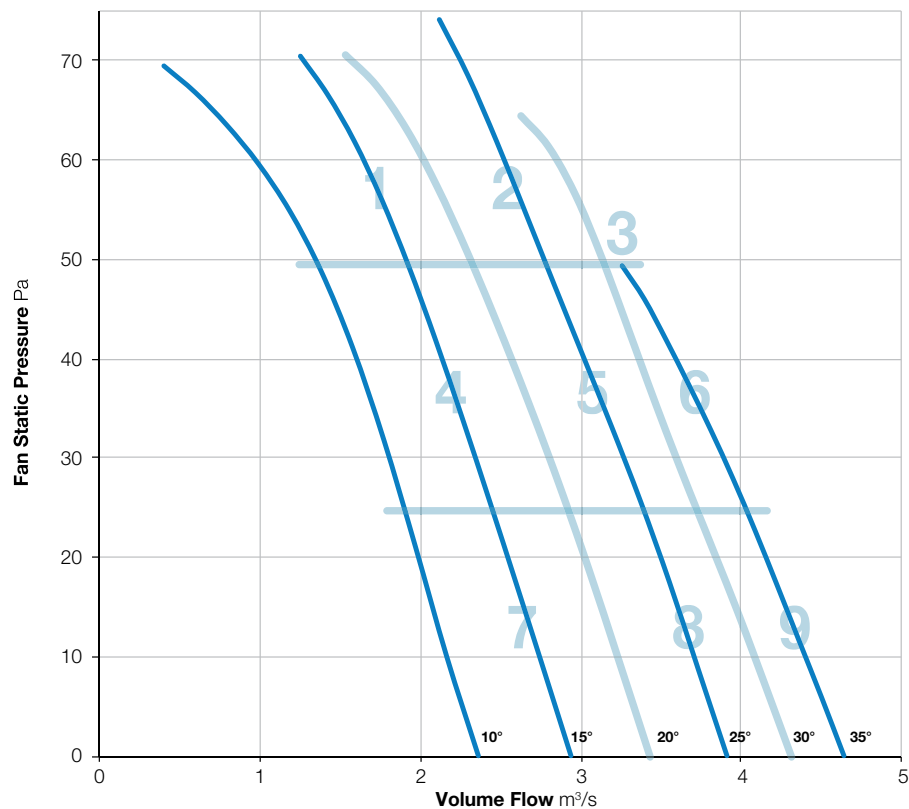
BS EN ISO 5136:2009

Type D installation

Form B



Elta Fans Limited certifies that the Axial Fans shown herein are licensed to bear the AMCA Seal. The ratings shown are based on tests and procedures performed in accordance with AMCA Publication 211 and comply with the requirements of the AMCA Certified Ratings Program. Performance certified is for Installation Type D: Ducted Inlet, Ducted Outlet. Performance ratings do not include the effects of appurtenances (accessories).



Zone		In-duct Sound Power Level (SWL) re 1pW									SPL dBA @ 3m*
		63Hz	125Hz	250Hz	500Hz	1kHz	2kHz	4kHz	8kHz	Total	
1	Inlet	74	69	69	72	70	66	61	52	79	54
	Outlet	74	70	69	71	70	65	61	55	78	53
2	Inlet	75	68	68	70	66	62	59	53	78	51
	Outlet	75	69	67	70	67	62	59	57	78	51
3	Inlet	79	72	71	70	67	63	62	59	81	52
	Outlet	80	74	71	70	68	64	65	62	82	53
4	Inlet	73	66	67	72	70	66	60	48	78	53
	Outlet	73	68	66	71	70	66	59	50	78	53
5	Inlet	76	68	69	72	68	64	60	52	79	52
	Outlet	76	69	68	72	69	64	59	56	79	53
6	Inlet	78	70	70	70	67	63	61	56	80	52
	Outlet	79	72	70	70	68	64	63	59	81	52
7	Inlet	73	66	67	70	71	66	58	46	77	53
	Outlet	73	68	66	70	72	65	57	47	78	54
8	Inlet	75	69	68	69	69	66	63	56	78	53
	Outlet	76	70	68	71	69	65	63	58	79	53
9	Inlet	79	72	71	72	69	65	61	50	81	53
	Outlet	80	72	71	72	69	65	61	50	82	53

*Sound Pressure Level (SPL) is average spherical free-field re 20μPa, for comparative use only.
Power rating (watts, kW or BHP) does not include transmission losses.
The AMCA certified ratings seal applies to air performance only.



800-352-6

720 r/min



Nominal Diameter

800mm



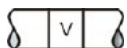
Hub Type

352



Number of Blades

6



BS ISO 5801:2017

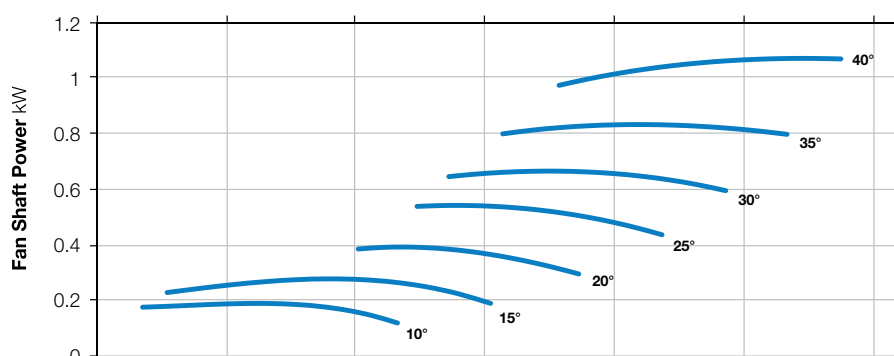
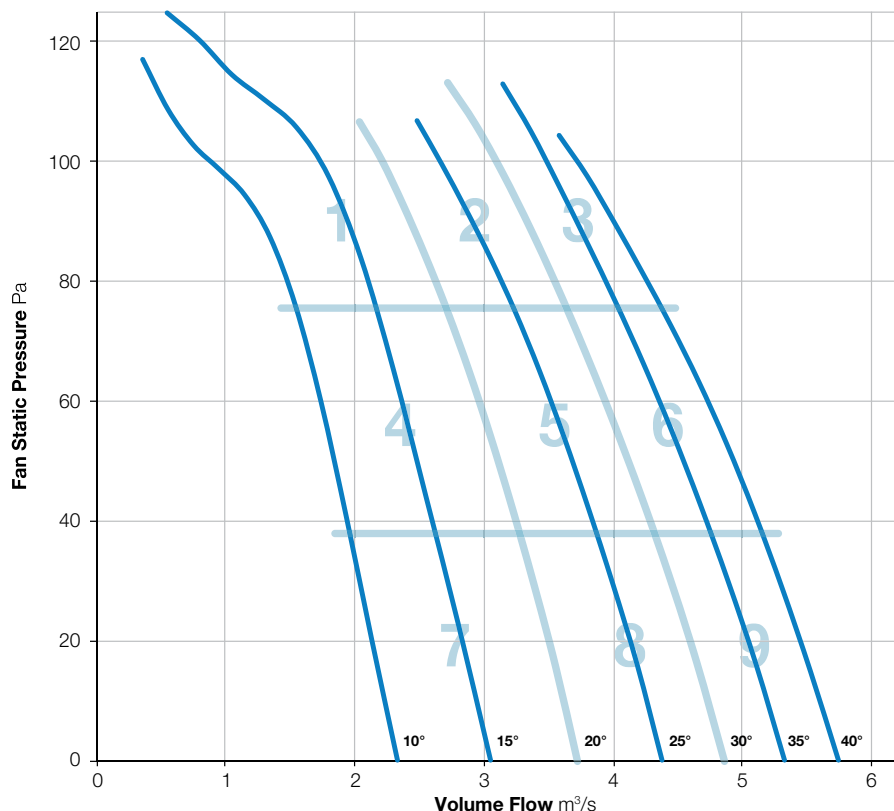
BS EN ISO 5136:2009

Type D installation

Form B



Elta Fans Limited certifies that the Axial Fans shown herein are licensed to bear the AMCA Seal. The ratings shown are based on tests and procedures performed in accordance with AMCA Publication 211 and comply with the requirements of the AMCA Certified Ratings Program. Performance certified is for Installation Type D: Ducted Inlet, Ducted Outlet. Performance ratings do not include the effects of appurtenances (accessories).



Zone		In-duct Sound Power Level (SWL) re 1pW									SPL dBA @ 3m*
		63Hz	125Hz	250Hz	500Hz	1kHz	2kHz	4kHz	8kHz	Total	
1	Inlet	77	69	74	74	70	68	62	51	81	55
	Outlet	77	70	72	72	70	67	61	52	80	54
2	Inlet	78	70	71	75	67	65	62	56	81	54
	Outlet	79	71	70	73	68	65	62	59	81	53
3	Inlet	82	72	72	75	69	67	64	60	84	55
	Outlet	81	74	72	75	70	67	65	62	83	56
4	Inlet	76	68	70	74	70	68	62	50	80	55
	Outlet	77	69	69	72	70	67	61	52	80	54
5	Inlet	79	69	70	76	69	67	62	54	82	55
	Outlet	79	71	70	73	69	66	61	56	81	54
6	Inlet	82	72	71	74	69	66	62	58	84	54
	Outlet	82	75	72	75	70	67	64	61	84	55
7	Inlet	75	69	70	73	71	69	59	47	80	55
	Outlet	76	70	68	71	71	68	57	46	79	54
8	Inlet	79	70	70	73	71	68	61	51	81	55
	Outlet	79	71	70	70	70	67	60	52	81	53
9	Inlet	82	73	73	76	73	69	64	55	84	57
	Outlet	82	75	75	76	75	70	64	57	85	58

*Sound Pressure Level (SPL) is average spherical free-field re 20μPa, for comparative use only.
Power rating (watts, kW or BHP) does not include transmission losses.
The AMCA certified ratings seal applies to air performance only.



800-352-9

720 r/min



Nominal Diameter

800mm



Hub Type

352



Number of Blades

9

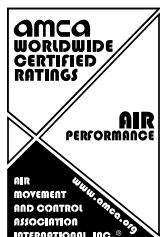


BS ISO 5801:2017

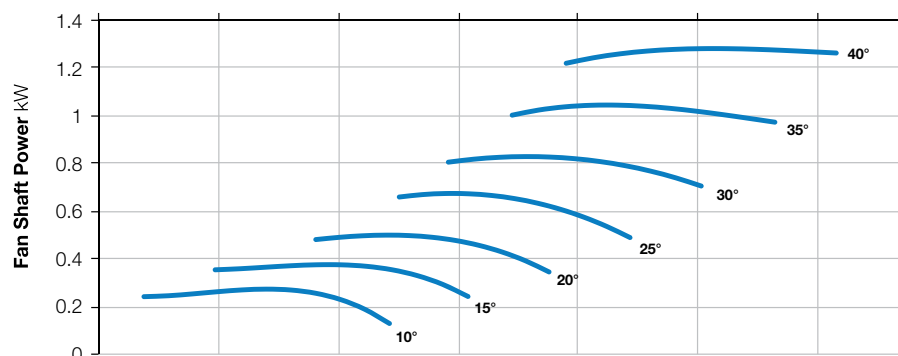
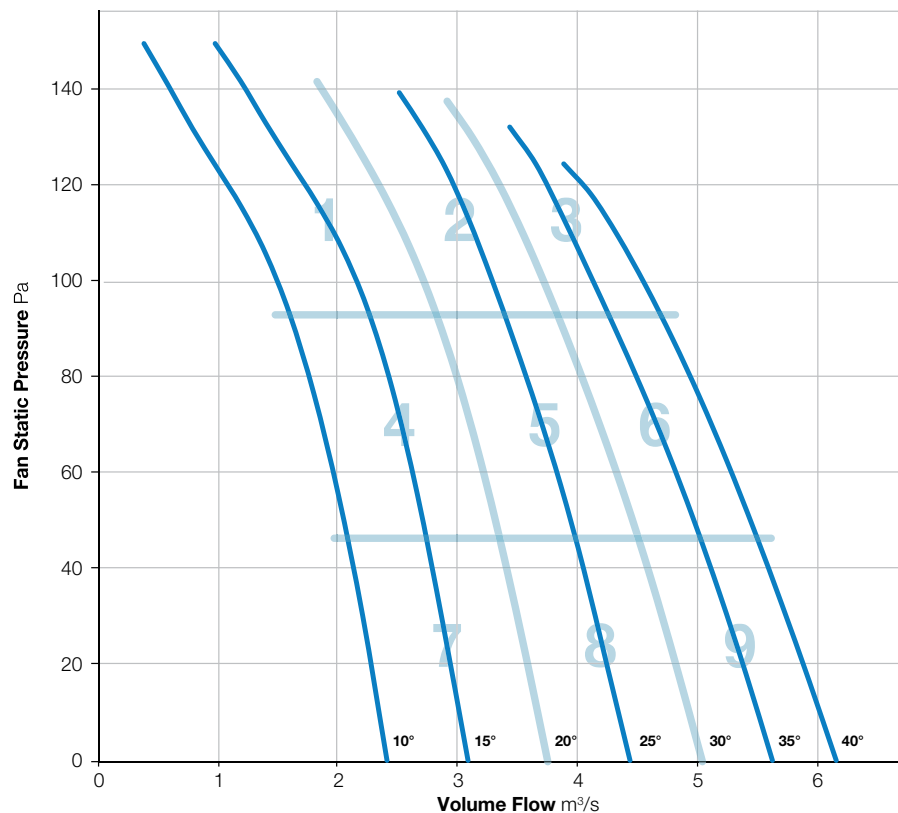
BS EN ISO 5136:2009

Type D installation

Form B



Elta Fans Limited certifies that the Axial Fans shown herein are licensed to bear the AMCA Seal. The ratings shown are based on tests and procedures performed in accordance with AMCA Publication 211 and comply with the requirements of the AMCA Certified Ratings Program. Performance certified is for Installation Type D: Ducted Inlet, Ducted Outlet. Performance ratings do not include the effects of appurtenances (accessories).



Zone		In-duct Sound Power Level (SWL) re 1pW									SPL dBA @ 3m*
		63Hz	125Hz	250Hz	500Hz	1kHz	2kHz	4kHz	8kHz	Total	
1	Inlet	76	73	76	76	73	70	63	53	82	57
	Outlet	76	74	75	75	72	69	63	55	82	56
2	Inlet	77	74	75	75	70	68	63	56	82	56
	Outlet	77	75	73	75	71	68	63	59	82	56
3	Inlet	79	75	74	73	68	66	62	56	82	54
	Outlet	80	77	74	75	70	67	64	60	84	56
4	Inlet	75	74	74	76	71	70	62	51	82	57
	Outlet	74	75	73	74	71	69	61	51	81	56
5	Inlet	76	73	75	74	71	69	61	53	81	56
	Outlet	77	74	72	75	71	69	61	55	82	56
6	Inlet	80	75	76	71	69	66	63	57	83	54
	Outlet	81	78	77	74	71	68	65	60	85	56
7	Inlet	73	72	72	74	71	69	58	48	80	55
	Outlet	73	74	70	72	72	68	57	48	80	55
8	Inlet	78	74	76	75	73	70	62	53	83	57
	Outlet	78	76	73	76	73	70	61	54	83	57
9	Inlet	81	77	77	75	73	72	64	55	85	58
	Outlet	82	79	77	75	74	73	66	57	86	59

*Sound Pressure Level (SPL) is average spherical free-field re 20μPa, for comparative use only.
Power rating (watts, kW or BHP) does not include transmission losses.
The AMCA certified ratings seal applies to air performance only.



800-352-12

720 r/min



Nominal Diameter

800mm



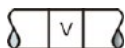
Hub Type

352



Number of Blades

12



BS ISO 5801:2017

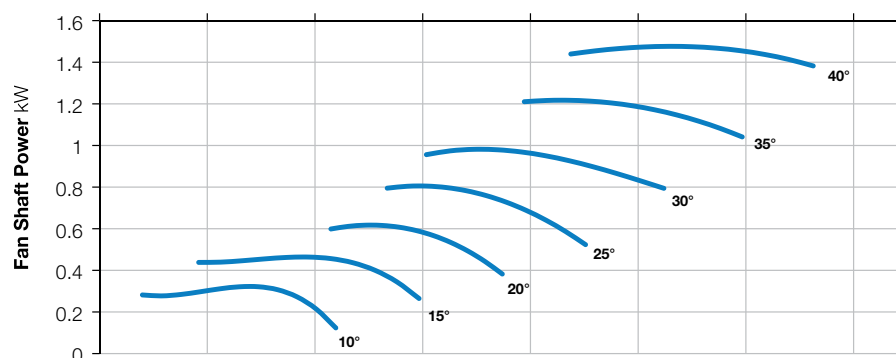
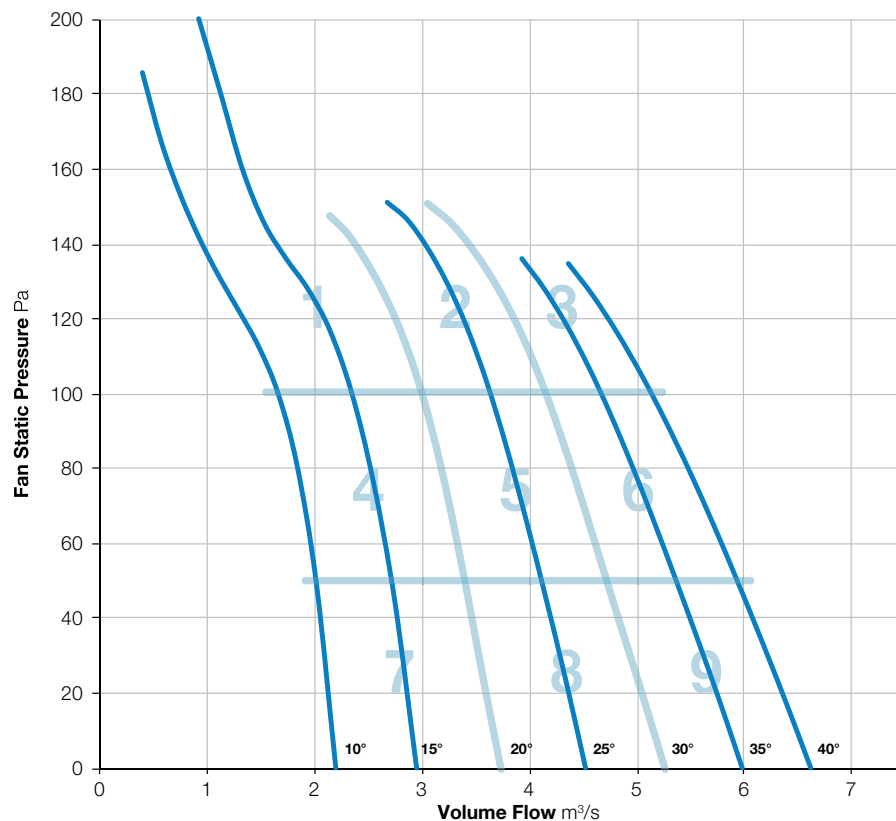
BS ISO 13347-2:2004

Type D installation

Form B



Elta Fans Limited certifies that the Axial Fans shown herein are licensed to bear the AMCA Seal. The ratings shown are based on tests and procedures performed in accordance with AMCA Publications 211 & 311 and comply with the requirements of the AMCA Certified Ratings Program. Performance certified is for Installation Type D: Ducted Inlet, Ducted Outlet. Performance ratings do not include the effects of appurtenances (accessories).



Zone		In-duct Sound Power Level (SWL) re 1pW									SPL dBA @ 3m*
		63Hz	125Hz	250Hz	500Hz	1kHz	2kHz	4kHz	8kHz	Total	
1	Inlet	80	83	81	75	71	67	62	57	87	57
	Outlet	82	86	80	75	72	68	63	58	89	58
2	Inlet	73	77	71	70	68	67	62	56	80	53
	Outlet	79	82	70	69	69	67	63	59	84	54
3	Inlet	81	79	72	71	69	67	64	60	84	54
	Outlet	84	86	74	70	70	68	64	62	88	56
4	Inlet	69	74	70	71	70	69	63	56	79	54
	Outlet	72	79	72	72	72	69	63	57	82	56
5	Inlet	77	78	71	69	69	68	63	56	82	54
	Outlet	80	82	72	69	69	68	63	57	85	54
6	Inlet	80	78	73	71	70	68	63	58	83	54
	Outlet	85	85	74	71	70	68	64	60	88	56
7	Inlet	73	76	72	71	71	72	63	56	81	56
	Outlet	75	79	71	71	70	71	63	57	82	55
8	Inlet	78	79	73	71	71	71	65	57	83	56
	Outlet	82	82	74	71	71	71	65	58	86	56
9	Inlet	82	80	75	73	71	70	65	58	85	56
	Outlet	86	85	76	73	72	70	65	60	89	57

*Sound Pressure Level (SPL) is average spherical free-field re 20µPa, for comparative use only. dBA levels are not licensed by AMCA International.

Power rating (watts, kW or BHP) does not include transmission losses.

The sound power level ratings shown are in decibels, referred to 10⁻¹² watts, calculated per AMCA Standard 301. Values shown are for inlet L_{wa} and outlet L_{wo} sound power levels for Installation Type D: ducted inlet, ducted outlet. Ratings include the effect of duct end correction.



800-400-9

720 r/min



Nominal Diameter

800mm



Hub Type

400



Number of Blades

9

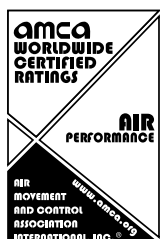


BS ISO 5801:2017

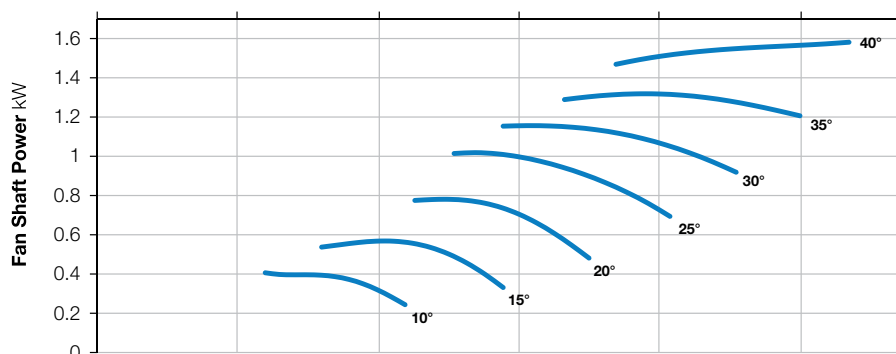
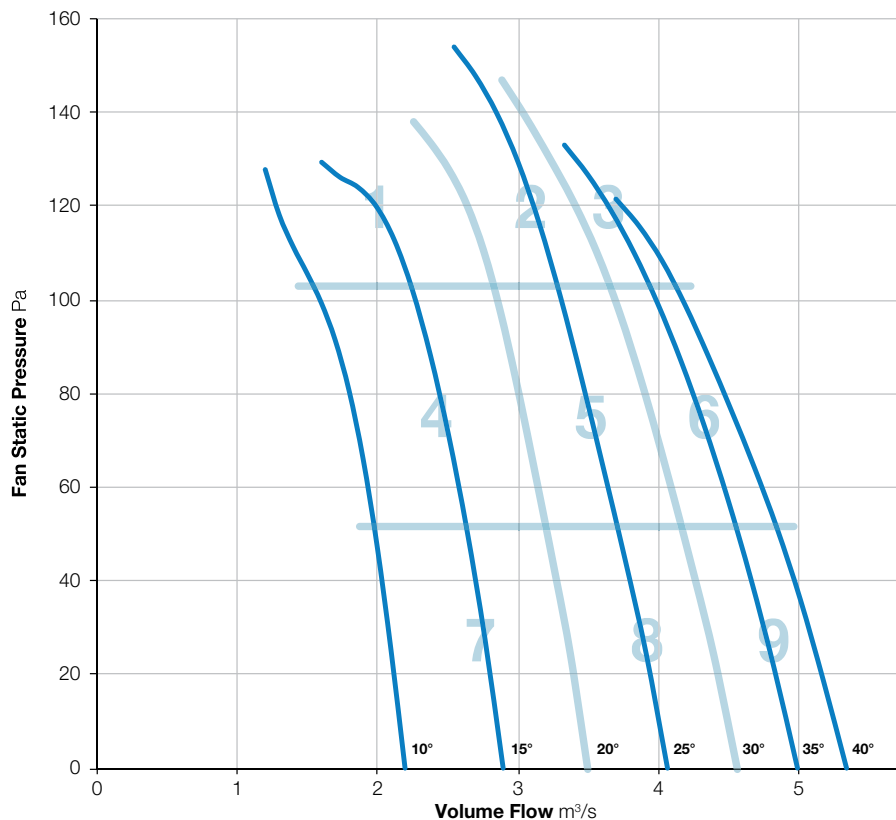
BS EN ISO 5136:2009

Type D installation

Form B



Elta Fans Limited certifies that the Axial Fans shown herein are licensed to bear the AMCA Seal. The ratings shown are based on tests and procedures performed in accordance with AMCA Publication 211 and comply with the requirements of the AMCA Certified Ratings Program. Performance certified is for Installation Type D: Ducted Inlet, Ducted Outlet. Performance ratings do not include the effects of appurtenances (accessories).



Zone		In-duct Sound Power Level (SWL) re 1pW									SPL dBA @ 3m*
		63Hz	125Hz	250Hz	500Hz	1kHz	2kHz	4kHz	8kHz	Total	
1	Inlet	82	80	83	81	76	73	66	57	88	62
	Outlet	83	83	83	80	76	72	66	60	89	61
2	Inlet	80	78	79	79	74	71	67	61	86	59
	Outlet	81	79	77	78	74	73	68	64	86	59
3	Inlet	81	77	77	77	71	70	66	60	85	58
	Outlet	81	80	77	78	73	70	68	63	86	59
4	Inlet	76	77	75	79	73	71	63	53	84	59
	Outlet	76	78	76	78	74	71	63	54	84	59
5	Inlet	79	77	75	80	74	72	64	58	85	60
	Outlet	79	79	75	78	73	72	64	60	85	59
6	Inlet	81	76	75	74	71	68	65	59	84	56
	Outlet	81	79	77	75	72	69	66	61	85	57
7	Inlet	76	77	76	78	74	71	60	51	84	59
	Outlet	79	79	76	78	74	71	61	52	85	59
8	Inlet	79	75	75	80	75	71	62	54	85	60
	Outlet	78	78	75	80	74	70	63	56	85	59
9	Inlet	82	76	76	75	73	71	66	59	85	58
	Outlet	83	78	76	76	75	73	67	60	86	59

*Sound Pressure Level (SPL) is average spherical free-field re 20μPa, for comparative use only.
Power rating (watts, kW or BHP) does not include transmission losses.
The AMCA certified ratings seal applies to air performance only.



800-131-3

960 r/min



Nominal Diameter

800mm



Hub Type

131



Number of Blades

3

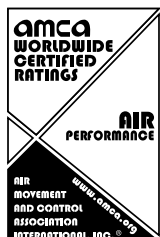


BS ISO 5801:2017

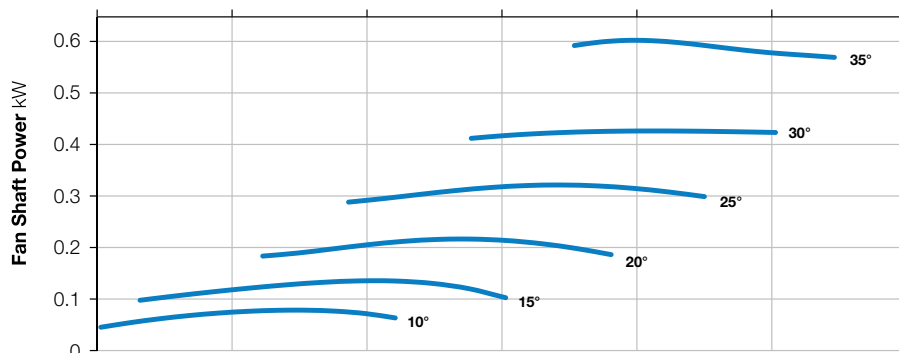
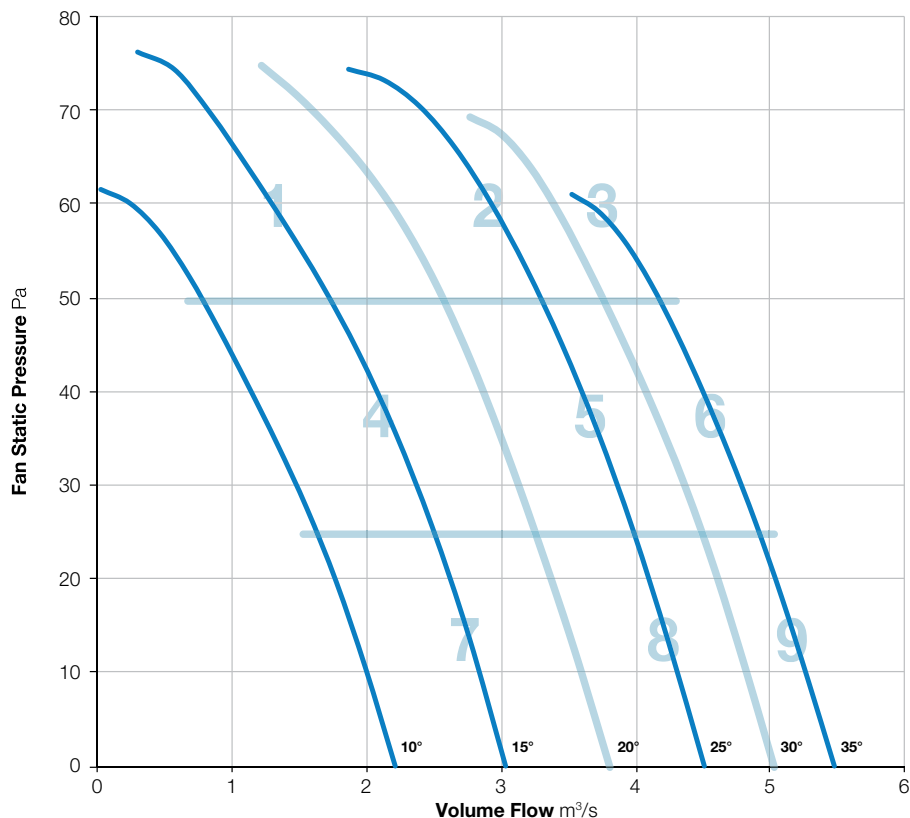
BS EN ISO 5136:2009

Type D installation

Form B



Elta Fans Limited certifies that the Axial Fans shown herein are licensed to bear the AMCA Seal. The ratings shown are based on tests and procedures performed in accordance with AMCA Publication 211 and comply with the requirements of the AMCA Certified Ratings Program. Performance certified is for Installation Type D: Ducted Inlet, Ducted Outlet. Performance ratings do not include the effects of appurtenances (accessories).



Zone		In-duct Sound Power Level (SWL) re 1pW									SPL dBA @ 3m*
		63Hz	125Hz	250Hz	500Hz	1kHz	2kHz	4kHz	8kHz	Total	
1	Inlet	69	79	77	74	71	68	66	61	83	56
	Outlet	67	79	76	74	71	67	66	62	82	56
2	Inlet	74	68	69	69	68	68	67	65	78	54
	Outlet	73	68	68	68	67	67	68	67	78	54
3	Inlet	79	75	75	75	73	72	68	66	83	58
	Outlet	77	75	74	74	73	71	69	67	82	58
4	Inlet	70	65	69	70	73	72	69	62	79	57
	Outlet	69	65	68	70	73	71	68	62	78	57
5	Inlet	74	69	69	67	65	66	66	63	78	52
	Outlet	73	69	67	68	65	65	66	65	77	52
6	Inlet	77	71	71	72	71	72	69	67	81	57
	Outlet	76	70	69	72	71	71	70	69	81	57
7	Inlet	72	65	65	65	65	70	70	62	77	54
	Outlet	71	66	64	65	65	67	69	61	76	53
8	Inlet	75	70	70	66	66	67	66	62	78	53
	Outlet	74	70	67	68	66	65	66	63	78	52
9	Inlet	80	72	72	73	70	71	68	67	83	56
	Outlet	78	71	69	72	70	70	69	69	81	56

*Sound Pressure Level (SPL) is average spherical free-field re 20μPa, for comparative use only.
Power rating (watts, kW or BHP) does not include transmission losses.
The AMCA certified ratings seal applies to air performance only.



800-131-6

960 r/min



Nominal Diameter

800mm



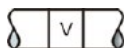
Hub Type

131



Number of Blades

6



BS ISO 5801:2017

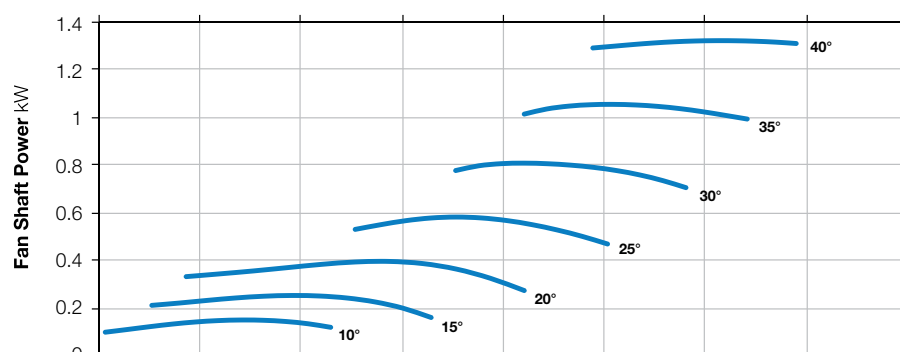
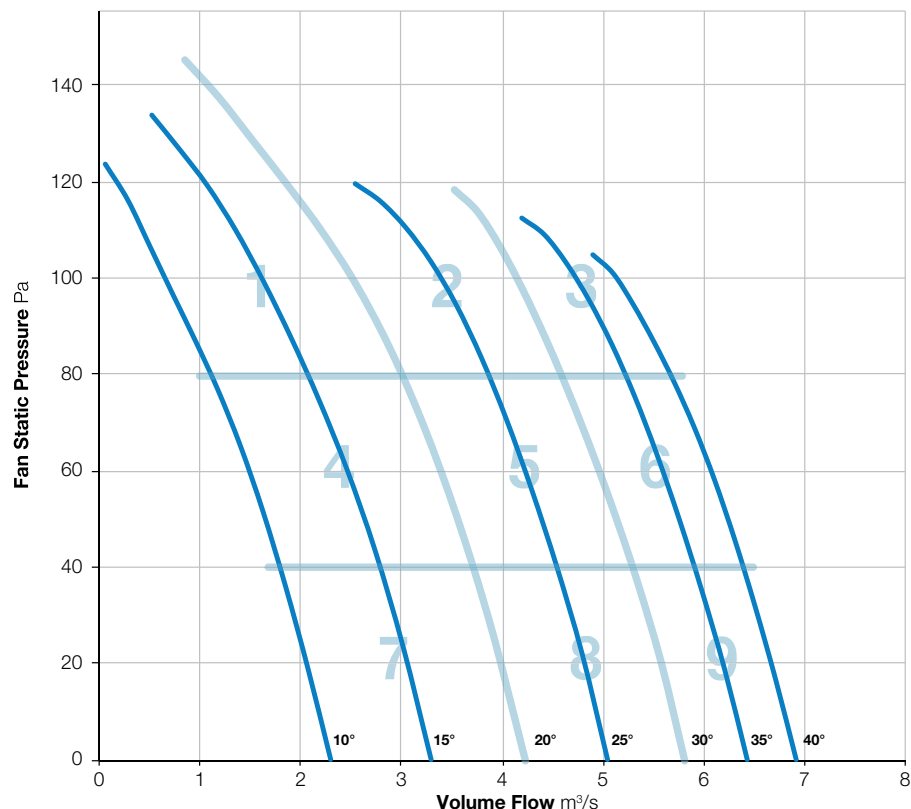
BS EN ISO 5136:2009

Type D installation

Form B



Elta Fans Limited certifies that the Axial Fans shown herein are licensed to bear the AMCA Seal. The ratings shown are based on tests and procedures performed in accordance with AMCA Publication 211 and comply with the requirements of the AMCA Certified Ratings Program. Performance certified is for Installation Type D: Ducted Inlet, Ducted Outlet. Performance ratings do not include the effects of appurtenances (accessories).



Zone		In-duct Sound Power Level (SWL) re 1pW									SPL dBA @ 3m*
		63Hz	125Hz	250Hz	500Hz	1kHz	2kHz	4kHz	8kHz	Total	
1	Inlet	79	85	81	77	75	73	70	64	88	60
	Outlet	78	85	80	76	75	72	70	64	88	60
2	Inlet	71	71	77	77	76	75	72	67	83	61
	Outlet	71	72	74	78	75	74	72	68	83	60
3	Inlet	73	74	74	77	75	75	72	70	83	61
	Outlet	75	74	73	77	74	75	74	72	84	61
4	Inlet	66	67	81	78	79	76	72	64	85	62
	Outlet	66	67	81	78	79	75	71	63	85	62
5	Inlet	69	72	71	72	72	73	71	65	80	58
	Outlet	69	73	69	73	71	72	71	66	80	57
6	Inlet	74	75	74	76	73	74	72	69	83	60
	Outlet	76	75	72	77	73	73	73	71	83	60
7	Inlet	64	68	70	69	70	73	73	62	79	58
	Outlet	63	68	67	69	70	71	71	61	78	56
8	Inlet	70	73	72	71	72	74	73	65	81	59
	Outlet	71	74	71	73	72	72	72	65	81	58
9	Inlet	76	76	76	76	73	74	71	68	83	59
	Outlet	78	76	74	76	73	73	72	70	84	59

*Sound Pressure Level (SPL) is average spherical free-field re 20μPa, for comparative use only.
Power rating (watts, kW or BHP) does not include transmission losses.
The AMCA certified ratings seal applies to air performance only.



800-181-3

960 r/min



Nominal Diameter

800mm



Hub Type

181



Number of Blades

3

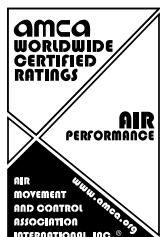


BS ISO 5801:2017

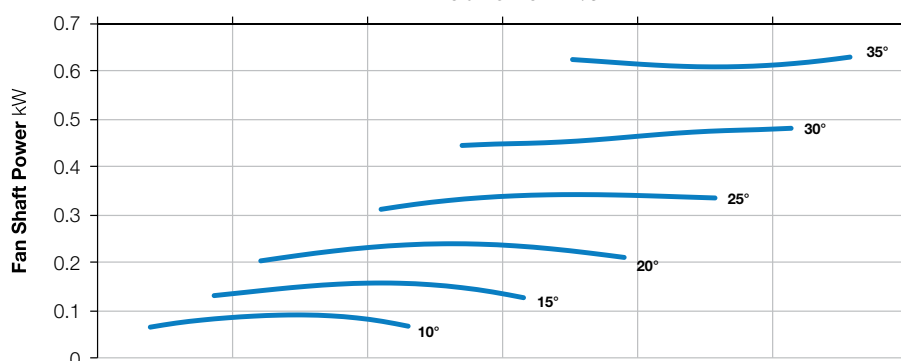
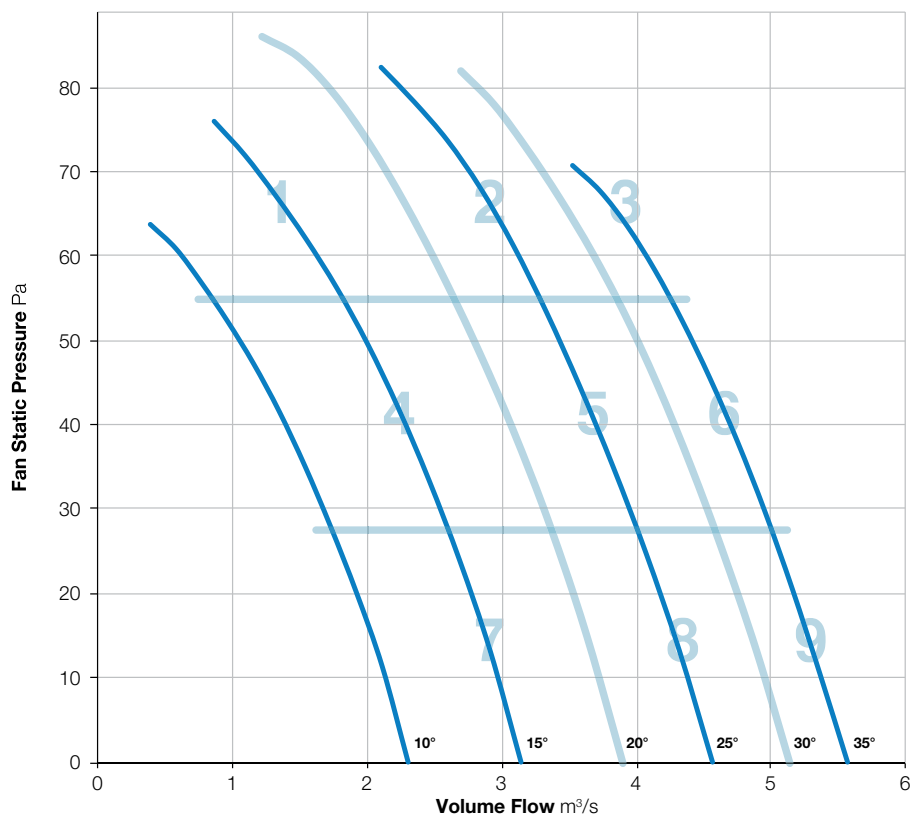
BS EN ISO 5136:2009

Type D installation

Form B



Elta Fans Limited certifies that the Axial Fans shown herein are licensed to bear the AMCA Seal. The ratings shown are based on tests and procedures performed in accordance with AMCA Publication 211 and comply with the requirements of the AMCA Certified Ratings Program. Performance certified is for Installation Type D: Ducted Inlet, Ducted Outlet. Performance ratings do not include the effects of appurtenances (accessories).



Zone		In-duct Sound Power Level (SWL) re 1pW									SPL dBA @ 3m*
		63Hz	125Hz	250Hz	500Hz	1kHz	2kHz	4kHz	8kHz	Total	
1	Inlet	70	70	81	79	73	70	67	63	84	59
	Outlet	68	70	80	78	73	69	68	64	83	59
2	Inlet	74	69	67	67	70	71	69	67	79	56
	Outlet	73	68	65	66	69	70	70	68	78	56
3	Inlet	80	76	74	74	73	72	69	66	84	58
	Outlet	78	76	73	74	73	71	69	67	83	58
4	Inlet	69	64	66	66	68	69	68	62	76	54
	Outlet	67	65	64	67	68	68	67	63	75	53
5	Inlet	74	69	68	70	69	70	68	66	79	55
	Outlet	72	69	65	67	68	69	68	67	78	54
6	Inlet	79	71	72	72	73	73	70	69	83	58
	Outlet	77	71	70	71	72	72	71	70	81	58
7	Inlet	73	66	67	65	67	70	70	61	78	55
	Outlet	72	66	65	66	66	68	69	61	77	54
8	Inlet	76	70	69	70	69	69	67	65	80	55
	Outlet	75	70	67	68	68	68	67	66	79	54
9	Inlet	79	72	74	72	72	72	70	70	83	58
	Outlet	77	72	71	70	71	71	71	70	81	57

*Sound Pressure Level (SPL) is average spherical free-field re 20μPa, for comparative use only.
Power rating (watts, kW or BHP) does not include transmission losses.
The AMCA certified ratings seal applies to air performance only.



800-181-6

960 r/min



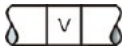
Nominal Diameter
800mm



Hub Type
181



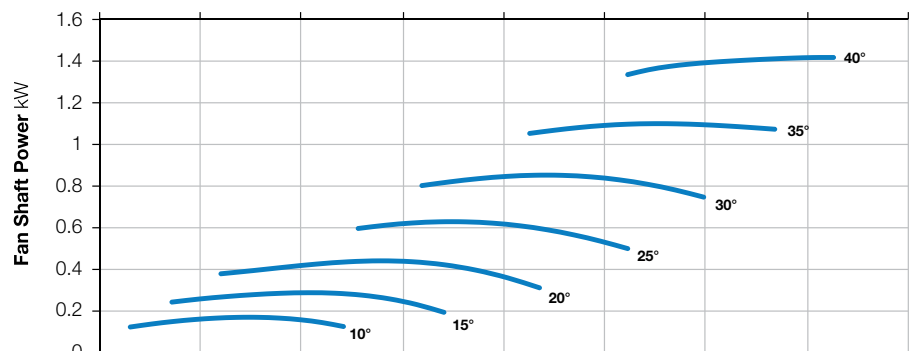
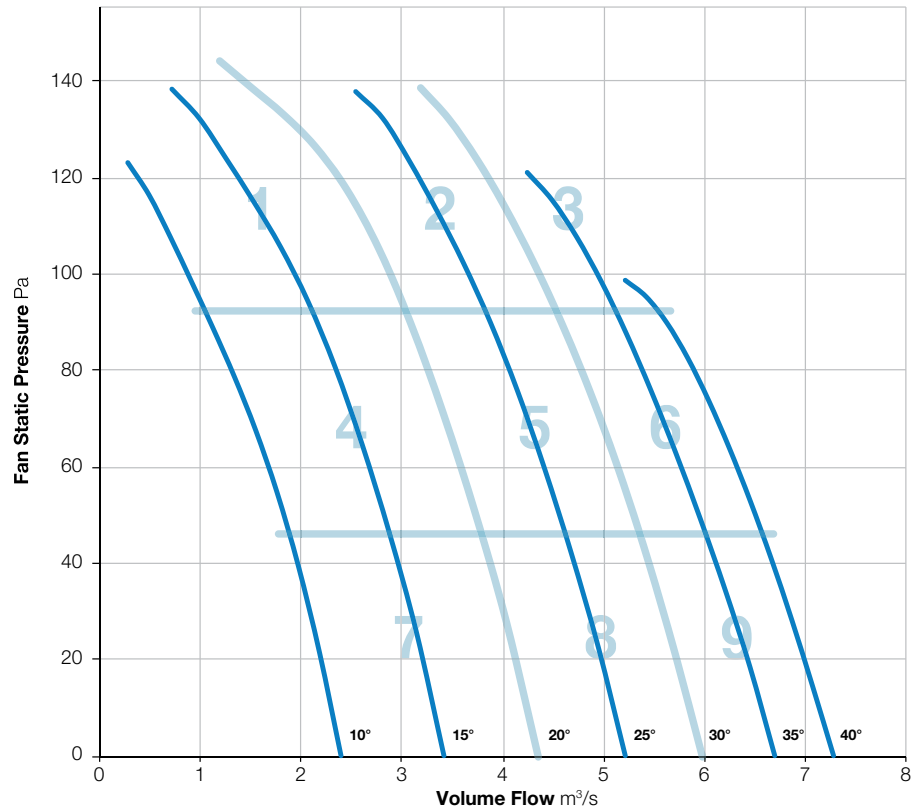
Number of Blades
6



BS ISO 5801:2017
BS EN ISO 5136:2009
Type D installation
Form B



Elta Fans Limited certifies that the Axial Fans shown herein are licensed to bear the AMCA Seal. The ratings shown are based on tests and procedures performed in accordance with AMCA Publication 211 and comply with the requirements of the AMCA Certified Ratings Program. Performance certified is for Installation Type D: Ducted Inlet, Ducted Outlet. Performance ratings do not include the effects of appurtenances (accessories).



Zone		In-duct Sound Power Level (SWL) re 1pW									SPL dBA @ 3m*
		63Hz	125Hz	250Hz	500Hz	1kHz	2kHz	4kHz	8kHz	Total	
1	Inlet	75	76	83	80	76	73	70	64	86	61
	Outlet	73	76	82	79	76	72	70	65	86	61
2	Inlet	76	71	72	77	76	74	71	68	83	60
	Outlet	75	71	71	76	75	73	72	69	82	60
3	Inlet	77	74	76	77	76	75	72	70	84	61
	Outlet	77	74	74	77	76	74	74	72	84	61
4	Inlet	72	68	71	71	74	75	73	64	81	59
	Outlet	71	68	68	71	73	74	72	64	80	59
5	Inlet	76	72	71	71	72	72	70	66	81	57
	Outlet	75	71	68	70	71	71	70	68	80	57
6	Inlet	78	75	76	75	74	74	71	69	84	60
	Outlet	78	74	74	75	74	73	72	71	83	59
7	Inlet	75	68	71	69	70	73	73	62	80	58
	Outlet	74	68	68	69	69	71	72	62	79	56
8	Inlet	76	73	73	71	72	73	72	65	82	58
	Outlet	75	73	70	70	72	72	71	66	81	57
9	Inlet	82	76	78	76	74	73	71	68	86	59
	Outlet	80	76	74	76	74	73	71	70	84	59

*Sound Pressure Level (SPL) is average spherical free-field re 20μPa, for comparative use only.
Power rating (watts, kW or BHP) does not include transmission losses.
The AMCA certified ratings seal applies to air performance only.



800-181-9

960 r/min



Nominal Diameter

800mm



Hub Type

181



Number of Blades

9

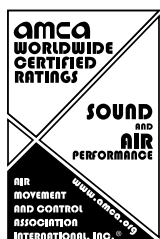


BS ISO 5801:2017

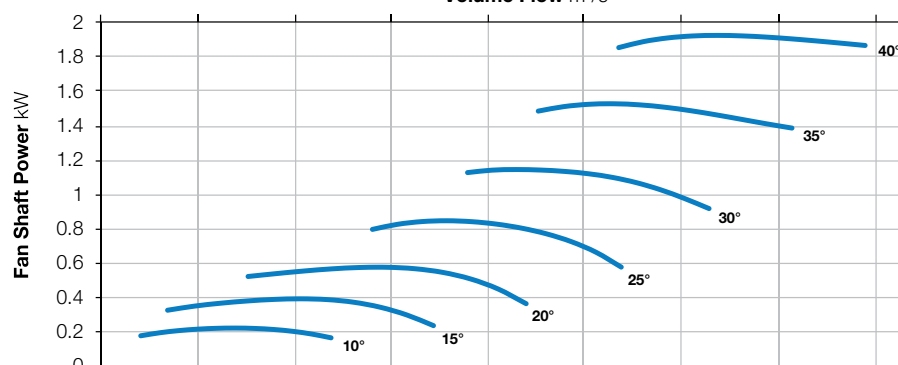
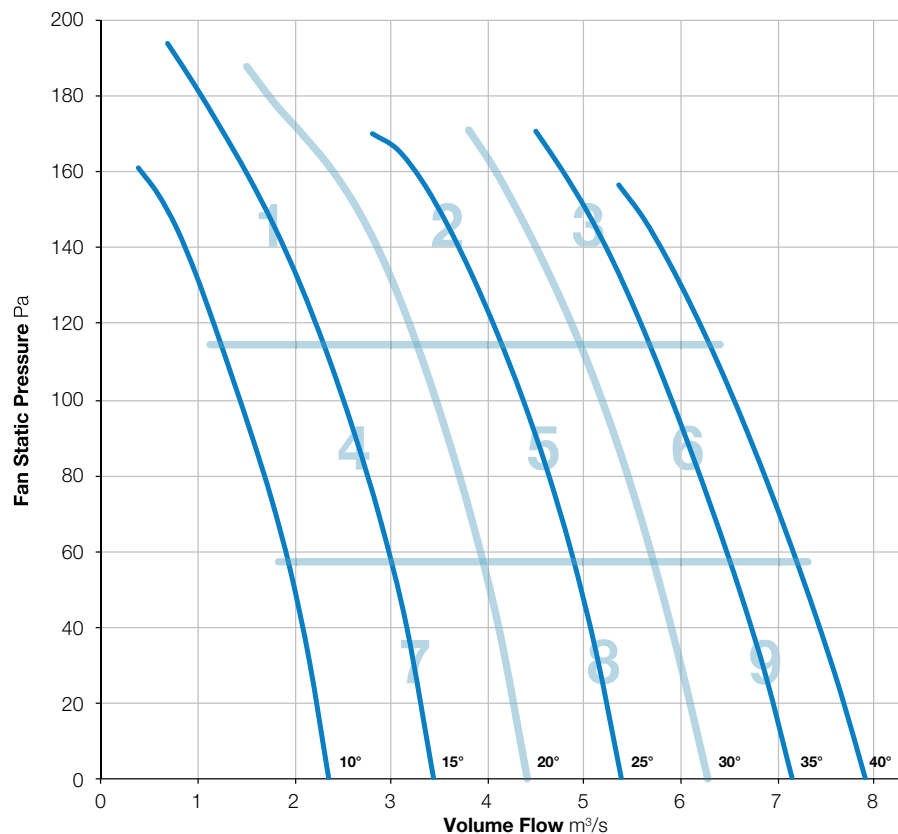
BS ISO 13347-2:2004

Type D installation

Form B



Elta Fans Limited certifies that the Axial Fans shown herein are licensed to bear the AMCA Seal. The ratings shown are based on tests and procedures performed in accordance with AMCA Publications 211 & 311 and comply with the requirements of the AMCA Certified Ratings Program. Performance certified is for Installation Type D: Ducted Inlet, Ducted Outlet. Performance ratings do not include the effects of appurtenances (accessories).



Zone		In-duct Sound Power Level (SWL) re 1pW									SPL dBA @ 3m*
		63Hz	125Hz	250Hz	500Hz	1kHz	2kHz	4kHz	8kHz	Total	
1	Inlet	77	88	84	81	78	75	72	66	91	63
	Outlet	80	88	83	80	78	74	71	68	91	63
2	Inlet	73	77	80	84	80	78	74	70	88	65
	Outlet	80	82	79	82	80	77	74	71	88	64
3	Inlet	77	80	76	78	77	75	72	71	86	61
	Outlet	84	85	77	77	76	76	73	73	89	62
4	Inlet	70	73	75	80	80	79	75	67	86	64
	Outlet	76	78	75	78	79	78	74	68	86	63
5	Inlet	74	79	75	75	74	74	73	69	84	60
	Outlet	85	85	75	75	74	74	72	69	89	60
6	Inlet	82	83	78	78	76	75	72	70	88	61
	Outlet	88	87	78	78	76	76	72	72	91	62
7	Inlet	71	76	73	74	74	75	77	66	83	61
	Outlet	75	80	73	73	74	74	76	66	84	60
8	Inlet	78	81	77	76	76	76	77	68	86	62
	Outlet	87	86	77	75	75	75	75	69	90	61
9	Inlet	82	82	79	79	76	75	72	69	88	62
	Outlet	88	88	79	79	77	76	72	71	92	62

*Sound Pressure Level (SPL) is average spherical free-field re 20μPa, for comparative use only. dBA levels are not licensed by AMCA International.

Power rating (watts, kW or BHP) does not include transmission losses.

The sound power level ratings shown are in decibels, referred to 10⁻¹² watts, calculated per AMCA Standard 301. Values shown are for inlet L_{wa} and outlet L_{wo} sound power levels for Installation Type D: ducted inlet, ducted outlet. Ratings include the effect of duct end correction.



800-182-3

960 r/min



Nominal Diameter

800mm



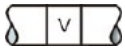
Hub Type

182



Number of Blades

3



BS ISO 5801:2017

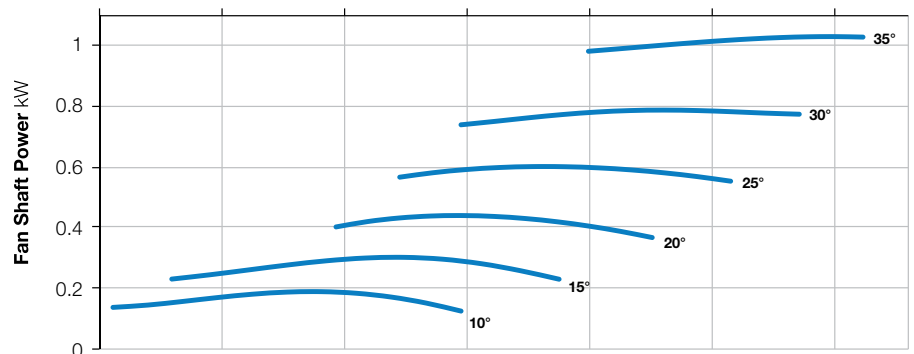
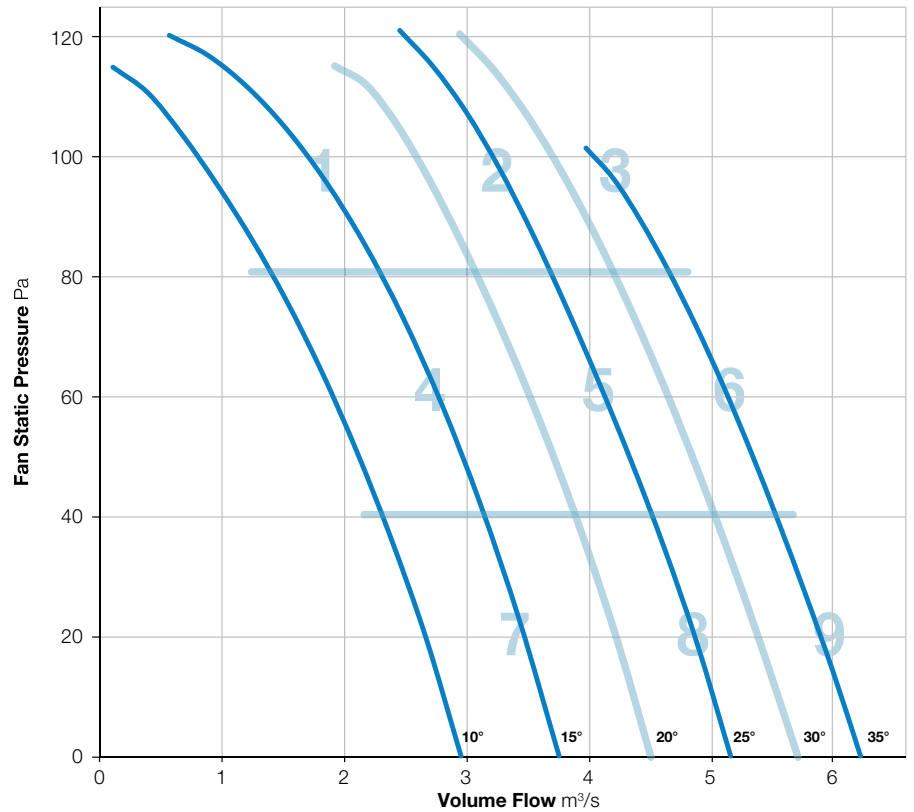
BS EN ISO 5136:2009

Type D installation

Form B



Elta Fans Limited certifies that the Axial Fans shown herein are licensed to bear the AMCA Seal. The ratings shown are based on tests and procedures performed in accordance with AMCA Publication 211 and comply with the requirements of the AMCA Certified Ratings Program. Performance certified is for Installation Type D: Ducted Inlet, Ducted Outlet. Performance ratings do not include the effects of appurtenances (accessories).



Zone		In-duct Sound Power Level (SWL) re 1pW									SPL dBA @ 3m*
		63Hz	125Hz	250Hz	500Hz	1kHz	2kHz	4kHz	8kHz	Total	
1	Inlet	For sound data please contact Elta Fans.									
	Outlet										
2	Inlet										
	Outlet										
3	Inlet										
	Outlet										
4	Inlet										
	Outlet										
5	Inlet										
	Outlet										
6	Inlet										
	Outlet										
7	Inlet										
	Outlet										
8	Inlet										
	Outlet										
9	Inlet										
	Outlet										

*Sound Pressure Level (SPL) is average spherical free-field re 20µPa, for comparative use only.
Power rating (watts, kW or BHP) does not include transmission losses.
The AMCA certified ratings seal applies to air performance only.



800-182-6

960 r/min



Nominal Diameter

800mm



Hub Type

182



Number of Blades

6



BS ISO 5801:2017

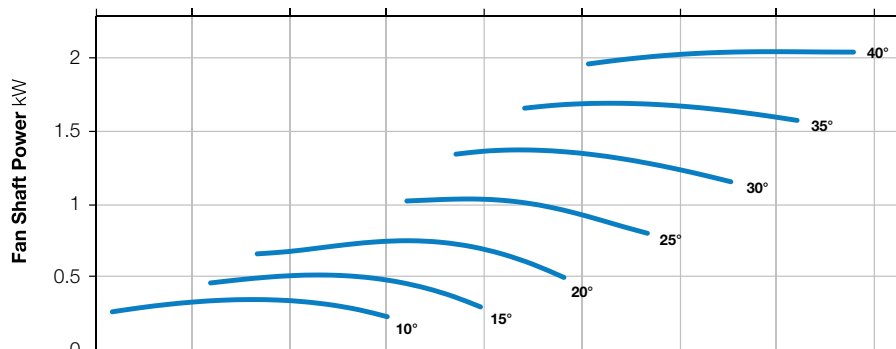
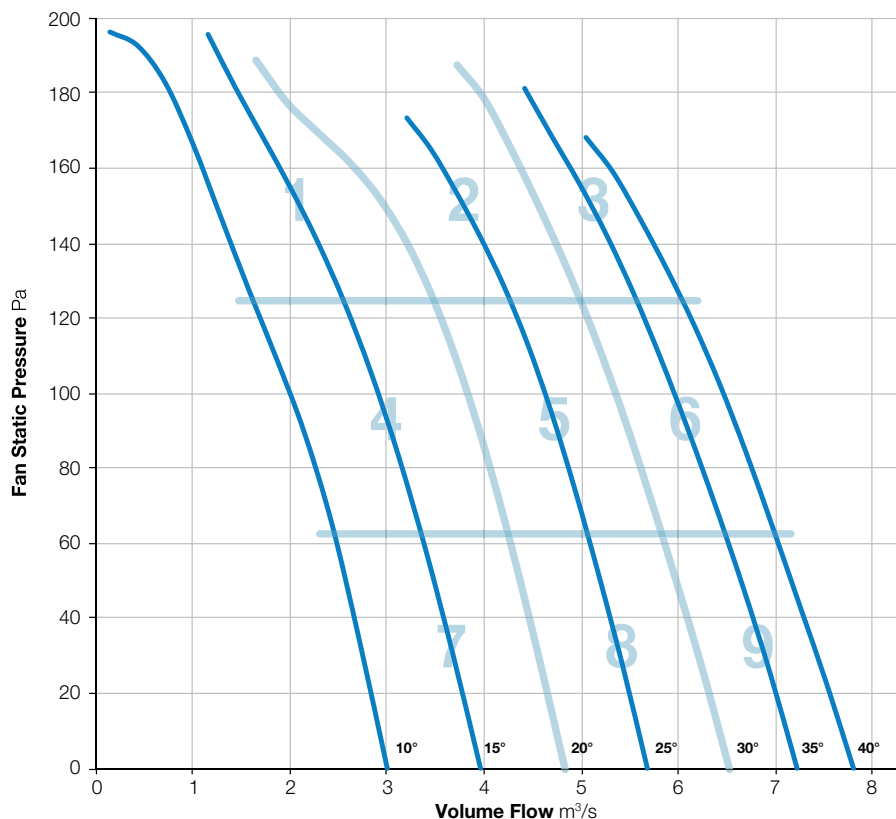
BS EN ISO 5136:2009

Type D installation

Form B



Elta Fans Limited certifies that the Axial Fans shown herein are licensed to bear the AMCA Seal. The ratings shown are based on tests and procedures performed in accordance with AMCA Publication 211 and comply with the requirements of the AMCA Certified Ratings Program. Performance certified is for Installation Type D: Ducted Inlet, Ducted Outlet. Performance ratings do not include the effects of appurtenances (accessories).



Zone		In-duct Sound Power Level (SWL) re 1pW									SPL dBA @ 3m*
		63Hz	125Hz	250Hz	500Hz	1kHz	2kHz	4kHz	8kHz	Total	
1	Inlet	For sound data please contact Elta Fans.									
	Outlet										
2	Inlet										
	Outlet										
3	Inlet										
	Outlet										
4	Inlet										
	Outlet										
5	Inlet										
	Outlet										
6	Inlet										
	Outlet										
7	Inlet										
	Outlet										
8	Inlet										
	Outlet										
9	Inlet										
	Outlet										

*Sound Pressure Level (SPL) is average spherical free-field re 20μPa, for comparative use only.
Power rating (watts, kW or BHP) does not include transmission losses.
The AMCA certified ratings seal applies to air performance only.



800-251-3

960 r/min



Nominal Diameter

800mm



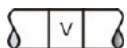
Hub Type

251



Number of Blades

3



BS ISO 5801:2017

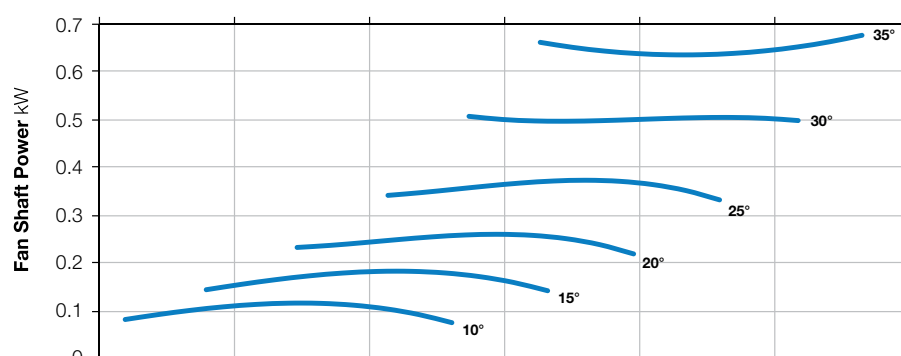
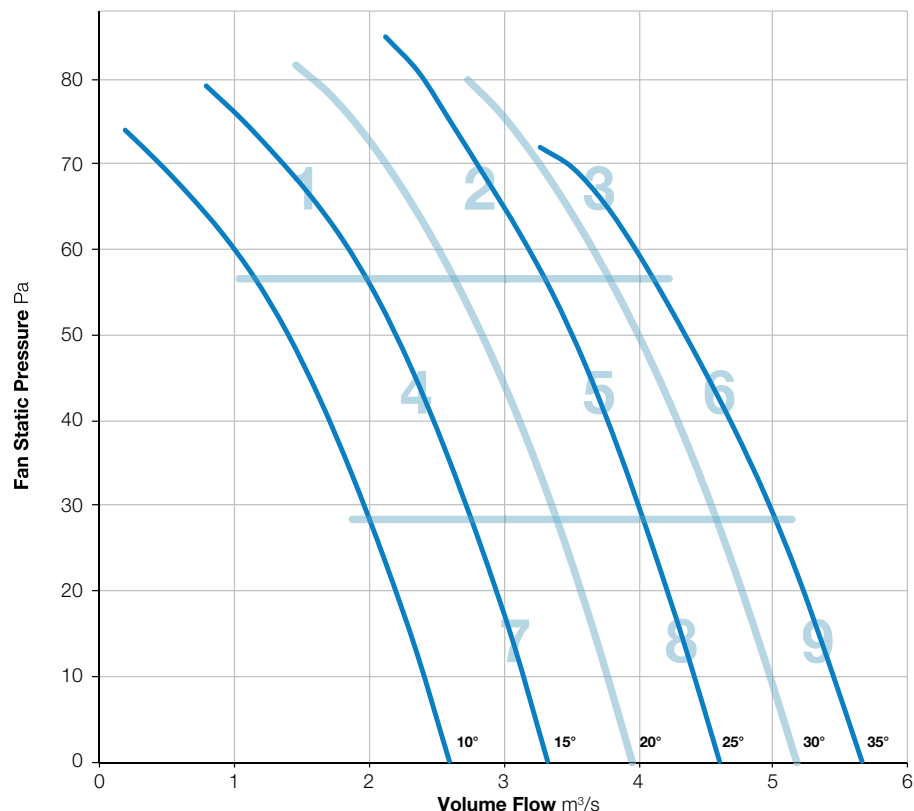
BS EN ISO 5136:2009

Type D installation

Form B



Elta Fans Limited certifies that the Axial Fans shown herein are licensed to bear the AMCA Seal. The ratings shown are based on tests and procedures performed in accordance with AMCA Publication 211 and comply with the requirements of the AMCA Certified Ratings Program. Performance certified is for Installation Type D: Ducted Inlet, Ducted Outlet. Performance ratings do not include the effects of appurtenances (accessories).



Zone		In-duct Sound Power Level (SWL) re 1pW									SPL dBA @ 3m*
		63Hz	125Hz	250Hz	500Hz	1kHz	2kHz	4kHz	8kHz	Total	
1	Inlet	73	71	80	80	75	72	67	60	85	60
	Outlet	74	70	77	80	75	71	66	61	84	60
2	Inlet	80	75	73	70	71	72	68	63	83	57
	Outlet	80	74	72	71	71	71	68	65	83	56
3	Inlet	83	78	75	74	74	73	70	65	86	59
	Outlet	84	78	76	75	75	73	71	66	87	59
4	Inlet	76	69	69	69	68	69	67	59	79	54
	Outlet	77	70	68	69	68	68	66	59	80	53
5	Inlet	79	73	71	69	70	70	67	61	82	55
	Outlet	80	74	72	71	69	70	67	62	83	55
6	Inlet	84	76	73	72	73	73	71	65	86	58
	Outlet	85	76	73	73	74	73	72	68	87	59
7	Inlet	79	70	69	69	69	73	72	59	82	57
	Outlet	78	70	68	68	68	71	70	59	81	55
8	Inlet	82	75	73	71	71	71	67	61	84	56
	Outlet	81	74	71	71	70	69	66	62	83	55
9	Inlet	84	76	73	72	73	73	71	65	86	58
	Outlet	85	77	73	73	74	73	72	68	87	59

*Sound Pressure Level (SPL) is average spherical free-field re 20μPa, for comparative use only.
Power rating (watts, kW or BHP) does not include transmission losses.
The AMCA certified ratings seal applies to air performance only.



800-251-6

960 r/min



Nominal Diameter

800mm



Hub Type

251



Number of Blades

6

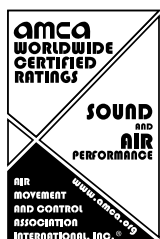


BS ISO 5801:2017

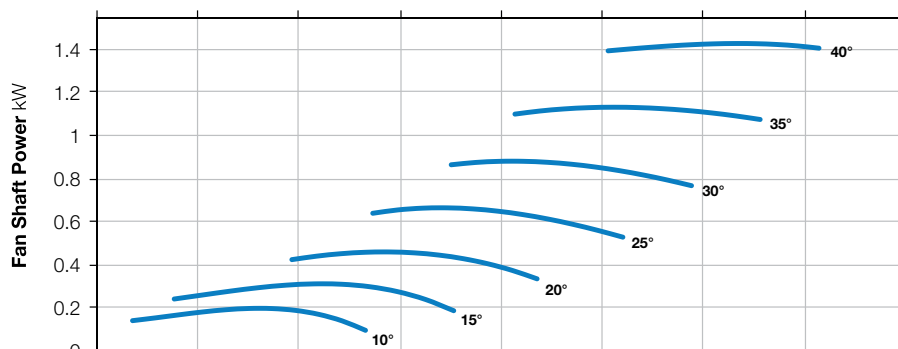
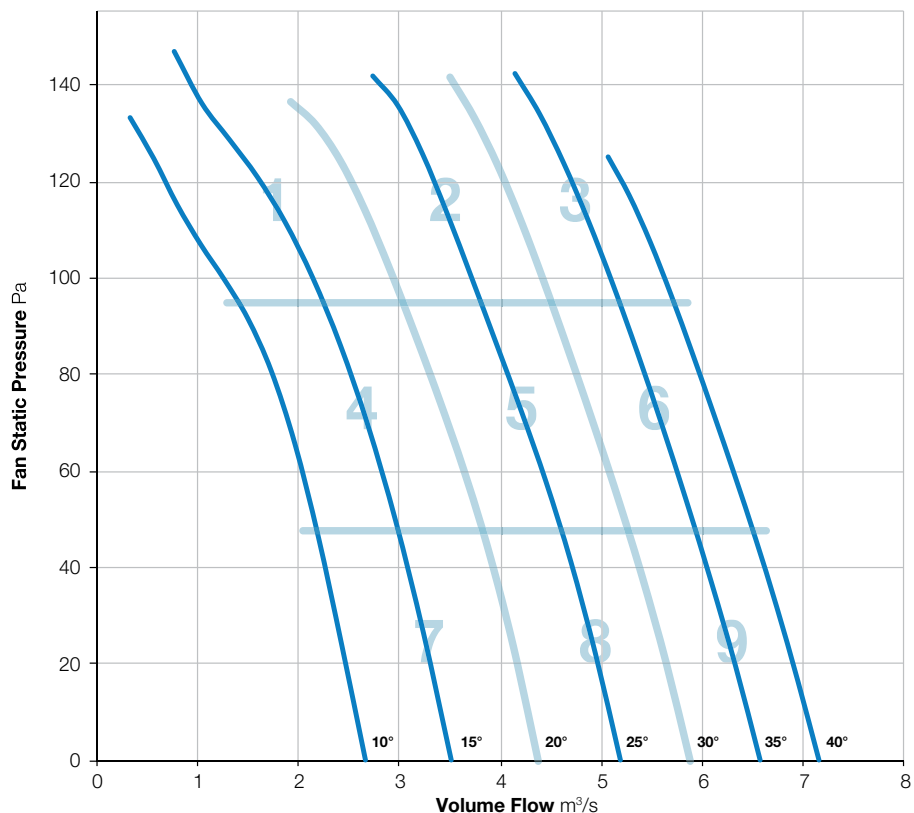
BS ISO 13347-2:2004

Type D installation

Form B



Elta Fans Limited certifies that the Axial Fans shown herein are licensed to bear the AMCA Seal. The ratings shown are based on tests and procedures performed in accordance with AMCA Publications 211 & 311 and comply with the requirements of the AMCA Certified Ratings Program. Performance certified is for Installation Type D: Ducted Inlet, Ducted Outlet. Performance ratings do not include the effects of appurtenances (accessories).



Zone		In-duct Sound Power Level (SWL) re 1pW									SPL dBA @ 3m*
		63Hz	125Hz	250Hz	500Hz	1kHz	2kHz	4kHz	8kHz	Total	
1	Inlet	78	80	85	82	77	74	71	66	89	63
	Outlet	82	83	85	81	77	74	71	67	90	63
2	Inlet	79	79	75	77	75	74	71	68	85	60
	Outlet	83	87	76	77	75	75	72	71	89	61
3	Inlet	83	82	78	78	77	76	73	70	88	62
	Outlet	89	89	77	75	76	76	74	74	93	62
4	Inlet	72	76	72	75	76	76	73	67	83	61
	Outlet	76	81	73	75	76	75	72	67	85	60
5	Inlet	78	80	74	73	72	71	69	66	84	57
	Outlet	83	88	75	73	72	72	69	69	90	59
6	Inlet	82	82	76	76	75	75	72	69	87	61
	Outlet	90	90	78	76	76	75	73	73	93	62
7	Inlet	73	76	73	72	72	74	76	65	83	60
	Outlet	78	83	75	72	72	73	75	65	86	59
8	Inlet	79	81	75	74	72	72	71	67	85	58
	Outlet	85	91	77	74	73	73	71	68	92	60
9	Inlet	82	83	78	77	75	74	71	69	87	60
	Outlet	91	91	80	77	76	75	73	72	94	62

*Sound Pressure Level (SPL) is average spherical free-field re 20µPa, for comparative use only. dBA levels are not licensed by AMCA International.

Power rating (watts, kW or BHP) does not include transmission losses.

The sound power level ratings shown are in decibels, referred to 10⁻¹² watts, calculated per AMCA Standard 301. Values shown are for inlet L_{wa} and outlet L_{wo} sound power levels for Installation Type D: ducted inlet, ducted outlet. Ratings include the effect of duct end correction.



800-251-9

960 r/min



Nominal Diameter

800mm



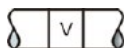
Hub Type

251



Number of Blades

9



BS ISO 5801:2017

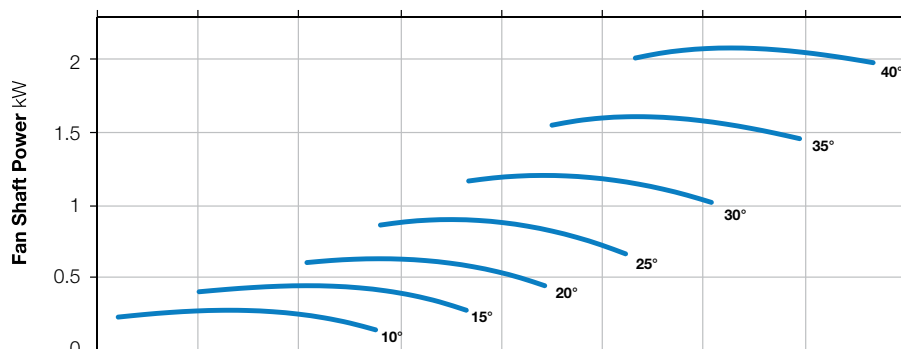
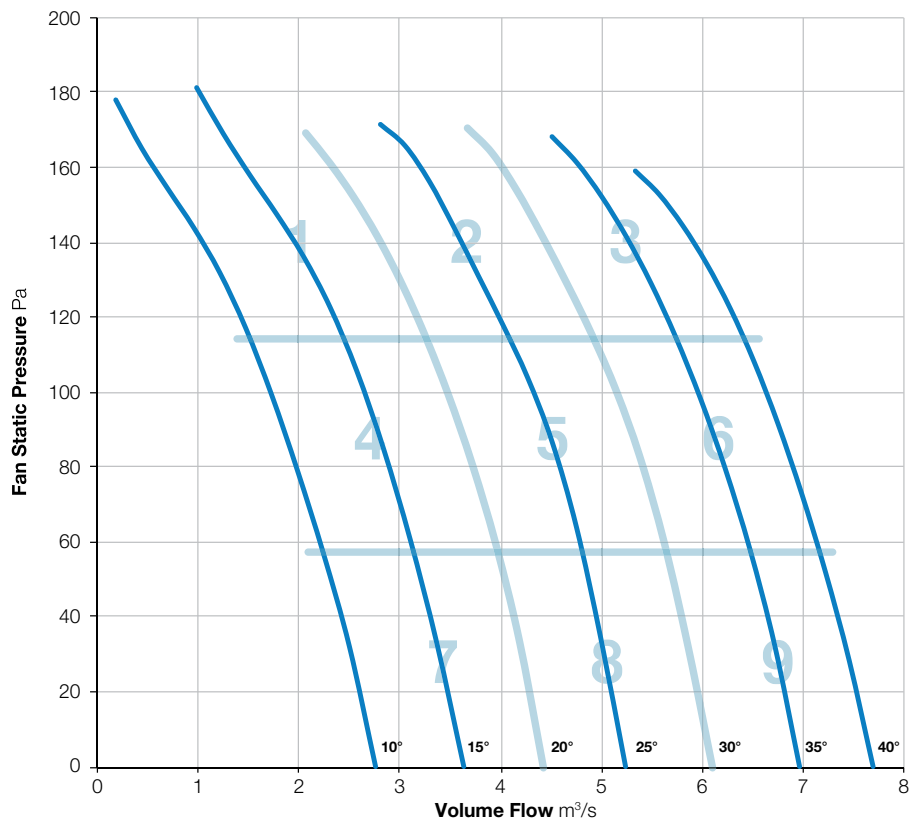
BS EN ISO 5136:2009

Type D installation

Form B



Elta Fans Limited certifies that the Axial Fans shown herein are licensed to bear the AMCA Seal. The ratings shown are based on tests and procedures performed in accordance with AMCA Publication 211 and comply with the requirements of the AMCA Certified Ratings Program. Performance certified is for Installation Type D: Ducted Inlet, Ducted Outlet. Performance ratings do not include the effects of appurtenances (accessories).



Zone		In-duct Sound Power Level (SWL) re 1pW									SPL dBA @ 3m*
		63Hz	125Hz	250Hz	500Hz	1kHz	2kHz	4kHz	8kHz	Total	
1	Inlet	78	78	84	83	79	76	71	62	89	64
	Outlet	79	80	84	82	79	76	71	62	89	64
2	Inlet	78	76	76	79	78	77	73	65	86	62
	Outlet	80	75	76	79	78	77	73	66	86	62
3	Inlet	81	79	77	79	77	76	74	68	87	62
	Outlet	82	80	77	80	78	77	75	70	88	63
4	Inlet	74	72	77	73	76	76	76	63	84	61
	Outlet	77	72	76	73	75	76	75	63	84	61
5	Inlet	79	77	76	74	75	76	73	64	85	61
	Outlet	79	78	76	76	74	75	71	65	85	60
6	Inlet	81	80	78	78	76	76	73	66	87	62
	Outlet	84	82	79	79	78	77	73	69	89	63
7	Inlet	77	73	76	73	73	76	76	61	84	61
	Outlet	78	74	76	73	73	76	74	60	84	60
8	Inlet	80	79	77	75	75	78	75	63	86	62
	Outlet	80	79	77	75	75	77	74	64	86	61
9	Inlet	84	82	80	80	78	79	73	67	89	64
	Outlet	85	83	80	81	78	79	73	69	90	64

*Sound Pressure Level (SPL) is average spherical free-field re 20μPa, for comparative use only.
Power rating (watts, kW or BHP) does not include transmission losses.
The AMCA certified ratings seal applies to air performance only.



800-251-12

960 r/min



Nominal Diameter

800mm



Hub Type

251



Number of Blades

12

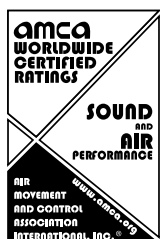


BS ISO 5801:2017

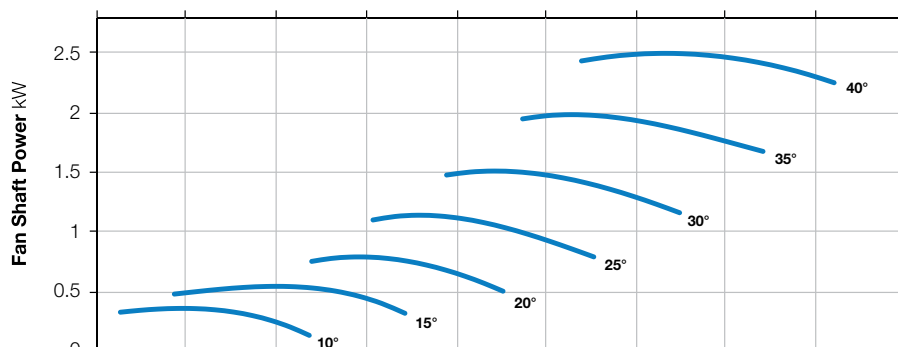
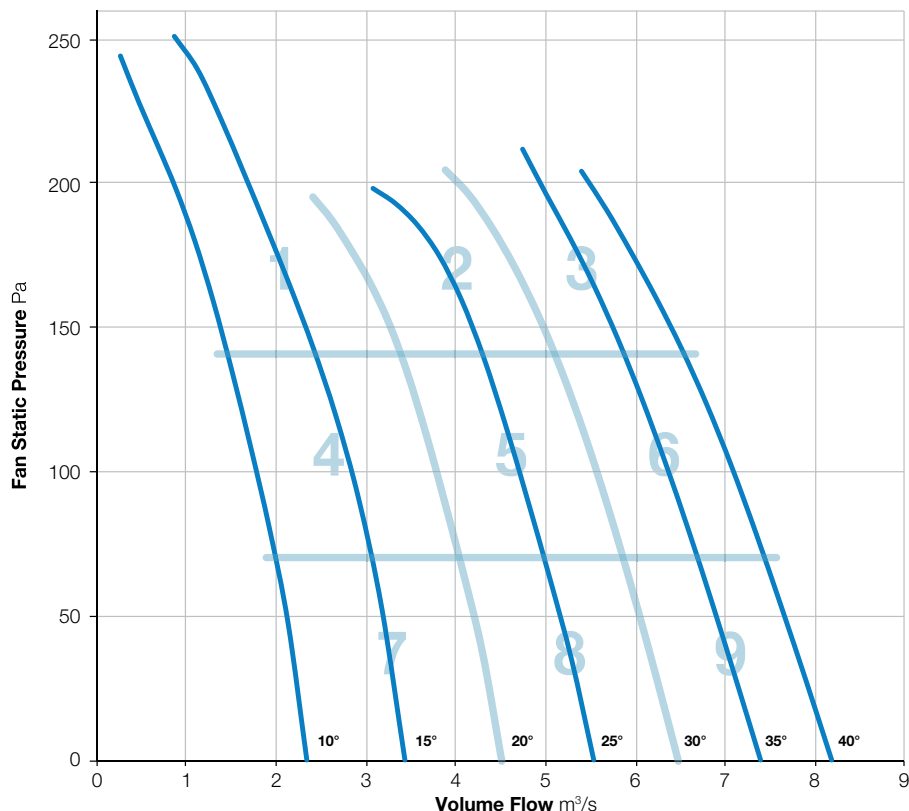
BS ISO 13347-2:2004

Type D installation

Form B



Elta Fans Limited certifies that the Axial Fans shown herein are licensed to bear the AMCA Seal. The ratings shown are based on tests and procedures performed in accordance with AMCA Publications 211 & 311 and comply with the requirements of the AMCA Certified Ratings Program. Performance certified is for Installation Type D: Ducted Inlet, Ducted Outlet. Performance ratings do not include the effects of appurtenances (accessories).



Zone		In-duct Sound Power Level (SWL) re 1pW									SPL dBA @ 3m*
		63Hz	125Hz	250Hz	500Hz	1kHz	2kHz	4kHz	8kHz	Total	
1	Inlet	75	79	86	86	81	77	73	66	90	66
	Outlet	81	87	84	82	79	76	72	67	91	64
2	Inlet	76	75	82	84	81	78	74	69	88	65
	Outlet	82	77	82	84	81	78	74	70	89	65
3	Inlet	82	76	79	79	78	77	74	71	87	63
	Outlet	85	79	81	80	78	77	74	73	89	63
4	Inlet	71	71	79	80	82	81	76	67	87	66
	Outlet	75	73	78	79	81	81	76	67	87	65
5	Inlet	79	72	76	77	75	75	74	68	84	61
	Outlet	84	76	80	77	75	75	73	69	87	61
6	Inlet	83	77	80	79	77	75	73	70	87	62
	Outlet	87	80	83	79	77	75	72	71	90	62
7	Inlet	73	71	76	75	75	77	77	65	84	62
	Outlet	76	74	78	76	75	76	77	65	85	62
8	Inlet	81	76	78	77	76	78	78	68	87	63
	Outlet	85	79	81	78	76	76	77	68	89	63
9	Inlet	85	79	80	79	77	76	74	70	88	62
	Outlet	89	83	84	80	78	77	72	70	92	63

*Sound Pressure Level (SPL) is average spherical free-field re 20μPa, for comparative use only. dBA levels are not licensed by AMCA International.

Power rating (watts, kW or BHP) does not include transmission losses.

The sound power level ratings shown are in decibels, referred to 10⁻¹² watts, calculated per AMCA Standard 301. Values shown are for inlet L_{wa} and outlet L_{wo} sound power levels for Installation Type D: ducted inlet, ducted outlet. Ratings include the effect of duct end correction.



800-252-3

960 r/min



Nominal Diameter

800mm



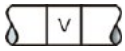
Hub Type

252



Number of Blades

3



BS ISO 5801:2017

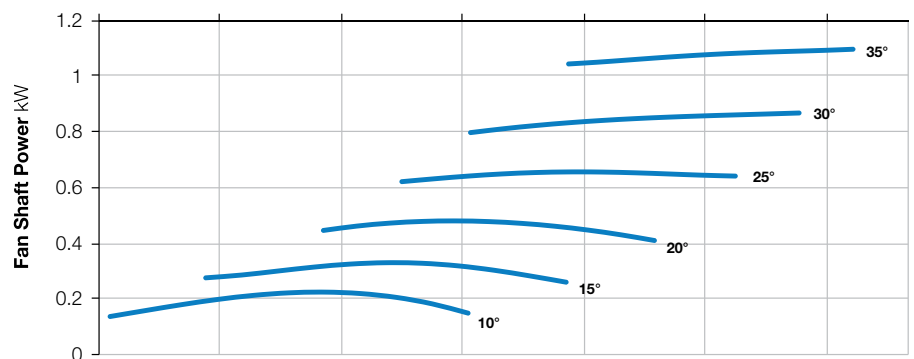
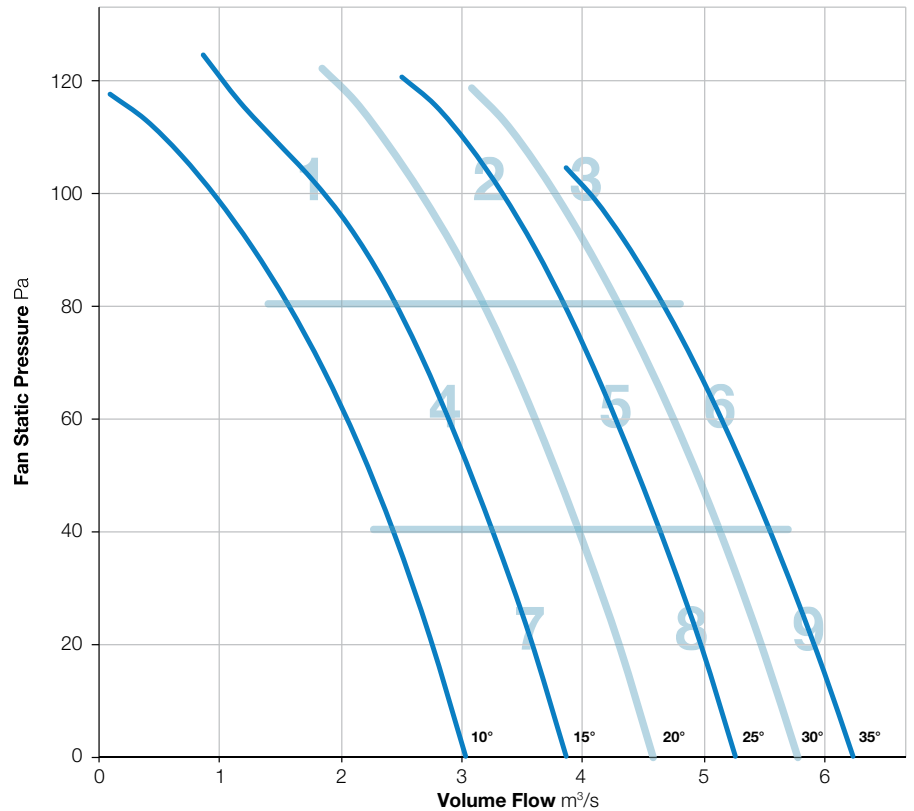
BS EN ISO 5136:2009

Type D installation

Form B



Elta Fans Limited certifies that the Axial Fans shown herein are licensed to bear the AMCA Seal. The ratings shown are based on tests and procedures performed in accordance with AMCA Publication 211 and comply with the requirements of the AMCA Certified Ratings Program. Performance certified is for Installation Type D: Ducted Inlet, Ducted Outlet. Performance ratings do not include the effects of appurtenances (accessories).



Zone		In-duct Sound Power Level (SWL) re 1pW									SPL dBA @ 3m*
		63Hz	125Hz	250Hz	500Hz	1kHz	2kHz	4kHz	8kHz	Total	
1	Inlet	For sound data please contact Elta Fans.									
	Outlet										
2	Inlet										
	Outlet										
3	Inlet										
	Outlet										
4	Inlet										
	Outlet										
5	Inlet										
	Outlet										
6	Inlet										
	Outlet										
7	Inlet										
	Outlet										
8	Inlet										
	Outlet										
9	Inlet										
	Outlet										

*Sound Pressure Level (SPL) is average spherical free-field re 20µPa, for comparative use only.
Power rating (watts, kW or BHP) does not include transmission losses.
The AMCA certified ratings seal applies to air performance only.



800-252-6

960 r/min



Nominal Diameter

800mm



Hub Type

252



Number of Blades

6

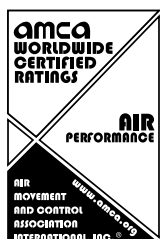


BS ISO 5801:2017

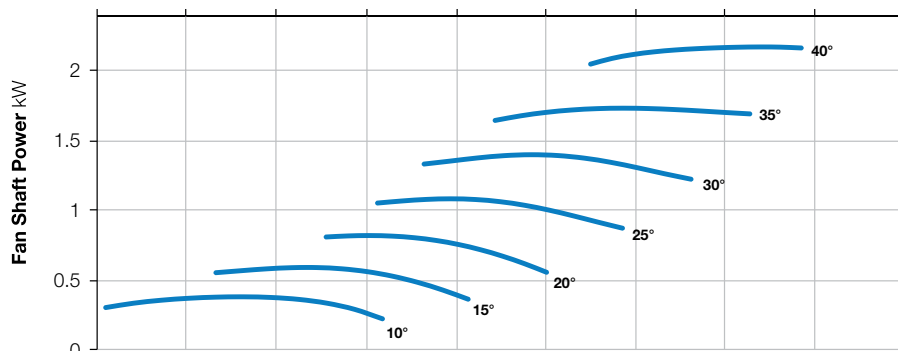
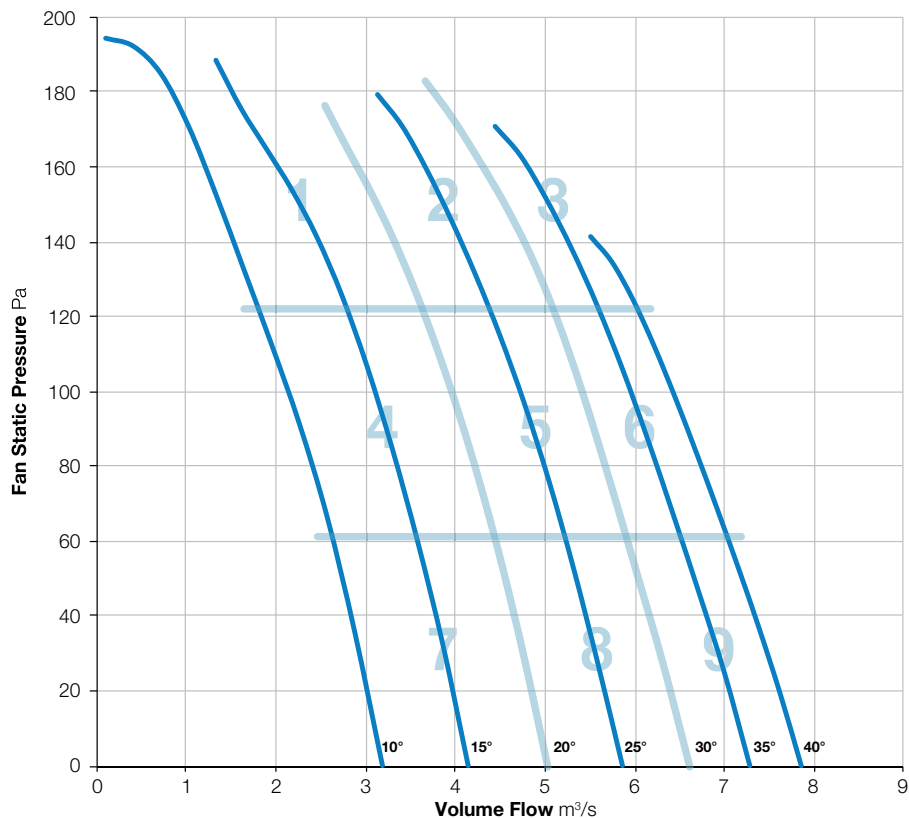
BS EN ISO 5136:2009

Type D installation

Form B



Elta Fans Limited certifies that the Axial Fans shown herein are licensed to bear the AMCA Seal. The ratings shown are based on tests and procedures performed in accordance with AMCA Publication 211 and comply with the requirements of the AMCA Certified Ratings Program. Performance certified is for Installation Type D: Ducted Inlet, Ducted Outlet. Performance ratings do not include the effects of appurtenances (accessories).



Zone		In-duct Sound Power Level (SWL) re 1pW									SPL dBA @ 3m*
		63Hz	125Hz	250Hz	500Hz	1kHz	2kHz	4kHz	8kHz	Total	
1	Inlet	For sound data please contact Elta Fans.									
	Outlet										
2	Inlet										
	Outlet										
3	Inlet										
	Outlet										
4	Inlet										
	Outlet										
5	Inlet										
	Outlet										
6	Inlet										
	Outlet										
7	Inlet										
	Outlet										
8	Inlet										
	Outlet										
9	Inlet										
	Outlet										

*Sound Pressure Level (SPL) is average spherical free-field re 20µPa, for comparative use only.
Power rating (watts, kW or BHP) does not include transmission losses.
The AMCA certified ratings seal applies to air performance only.



800-252-9

960 r/min



Nominal Diameter

800mm



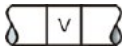
Hub Type

252



Number of Blades

9



BS ISO 5801:2017

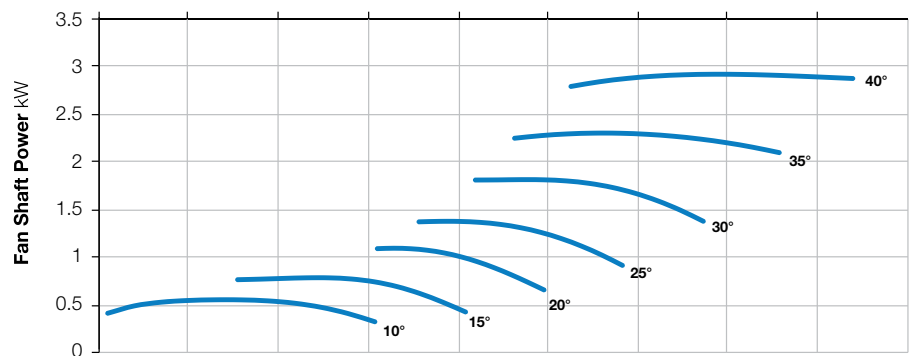
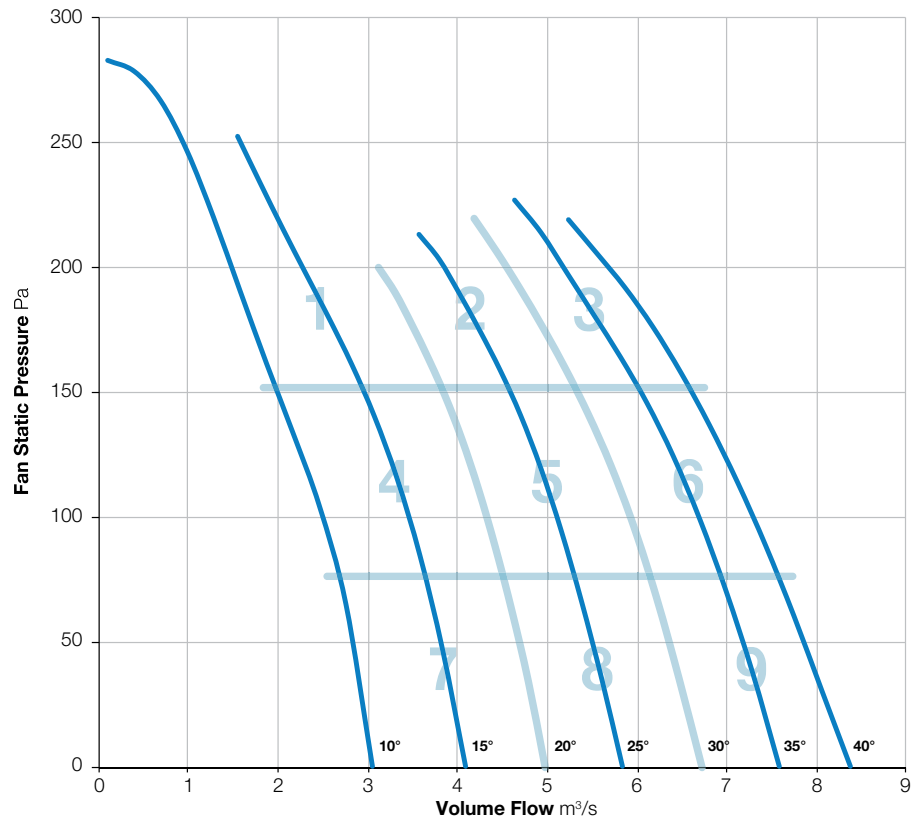
BS EN ISO 5136:2009

Type D installation

Form B



Elta Fans Limited certifies that the Axial Fans shown herein are licensed to bear the AMCA Seal. The ratings shown are based on tests and procedures performed in accordance with AMCA Publication 211 and comply with the requirements of the AMCA Certified Ratings Program. Performance certified is for Installation Type D: Ducted Inlet, Ducted Outlet. Performance ratings do not include the effects of appurtenances (accessories).



Zone		In-duct Sound Power Level (SWL) re 1pW									SPL dBA @ 3m*
		63Hz	125Hz	250Hz	500Hz	1kHz	2kHz	4kHz	8kHz	Total	
1	Inlet	For sound data please contact Elta Fans.									
	Outlet										
2	Inlet										
	Outlet										
3	Inlet										
	Outlet										
4	Inlet										
	Outlet										
5	Inlet										
	Outlet										
6	Inlet										
	Outlet										
7	Inlet										
	Outlet										
8	Inlet										
	Outlet										
9	Inlet										
	Outlet										

*Sound Pressure Level (SPL) is average spherical free-field re 20µPa, for comparative use only.
Power rating (watts, kW or BHP) does not include transmission losses.
The AMCA certified ratings seal applies to air performance only.



800-352-3

960 r/min



Nominal Diameter

800mm



Hub Type

352



Number of Blades

3



BS ISO 5801:2017

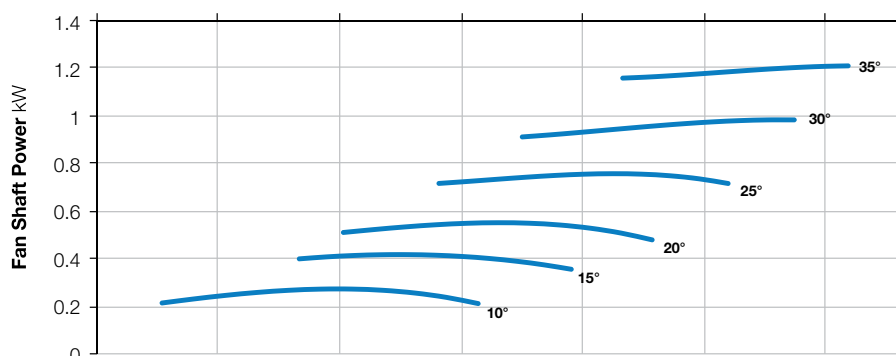
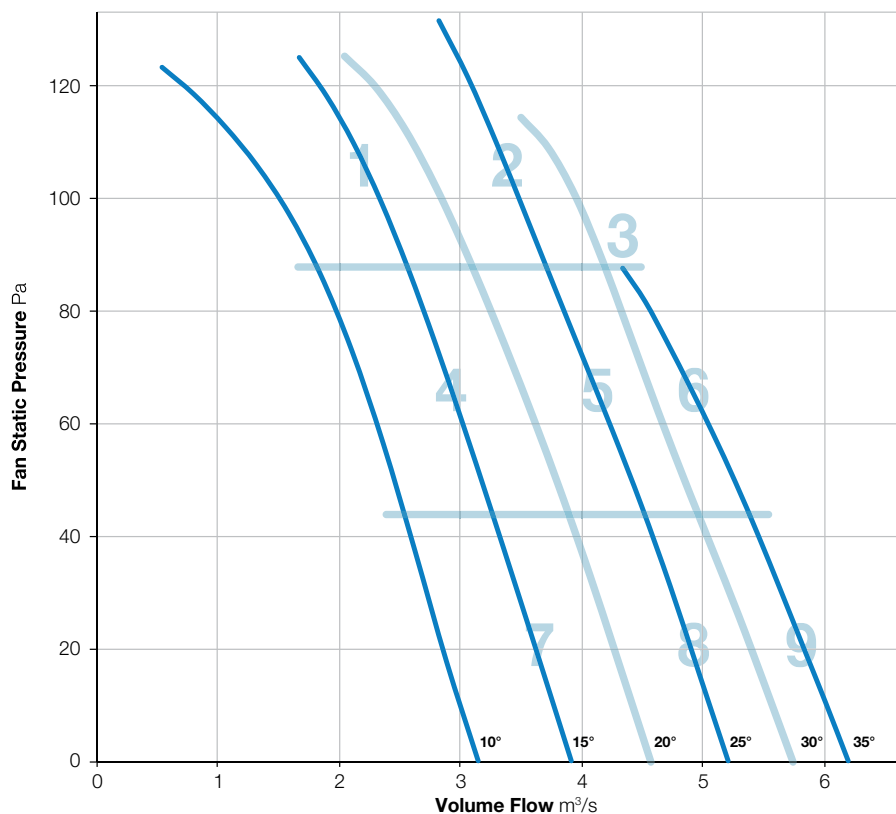
BS EN ISO 5136:2009

Type D installation

Form B



Elta Fans Limited certifies that the Axial Fans shown herein are licensed to bear the AMCA Seal. The ratings shown are based on tests and procedures performed in accordance with AMCA Publication 211 and comply with the requirements of the AMCA Certified Ratings Program. Performance certified is for Installation Type D: Ducted Inlet, Ducted Outlet. Performance ratings do not include the effects of appurtenances (accessories).



Zone		In-duct Sound Power Level (SWL) re 1pW									SPL dBA @ 3m*
		63Hz	125Hz	250Hz	500Hz	1kHz	2kHz	4kHz	8kHz	Total	
1	Inlet	81	77	75	77	74	70	66	58	85	58
	Outlet	84	77	74	76	73	70	66	60	86	57
2	Inlet	82	77	73	76	71	68	65	59	85	56
	Outlet	85	78	73	75	72	68	66	62	87	57
3	Inlet	88	78	75	76	72	67	66	64	89	57
	Outlet	88	79	77	75	72	68	69	66	89	57
4	Inlet	83	76	72	76	74	72	67	57	85	58
	Outlet	82	77	72	75	73	71	66	59	85	57
5	Inlet	84	77	73	76	72	69	65	58	86	57
	Outlet	84	78	72	76	73	69	65	61	86	57
6	Inlet	90	79	76	77	74	69	67	64	91	58
	Outlet	87	80	77	77	74	70	69	66	89	59
7	Inlet	86	74	72	74	74	71	64	55	87	57
	Outlet	83	75	71	73	74	70	64	57	85	57
8	Inlet	86	78	75	76	75	73	70	64	88	59
	Outlet	85	78	75	77	75	72	69	66	87	59
9	Inlet	91	84	79	80	77	75	71	67	93	62
	Outlet	89	82	80	79	77	72	71	68	91	61

*Sound Pressure Level (SPL) is average spherical free-field re 20μPa, for comparative use only.
Power rating (watts, kW or BHP) does not include transmission losses.
The AMCA certified ratings seal applies to air performance only.



800-352-6

960 r/min



Nominal Diameter

800mm



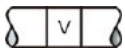
Hub Type

352



Number of Blades

6



BS ISO 5801:2017

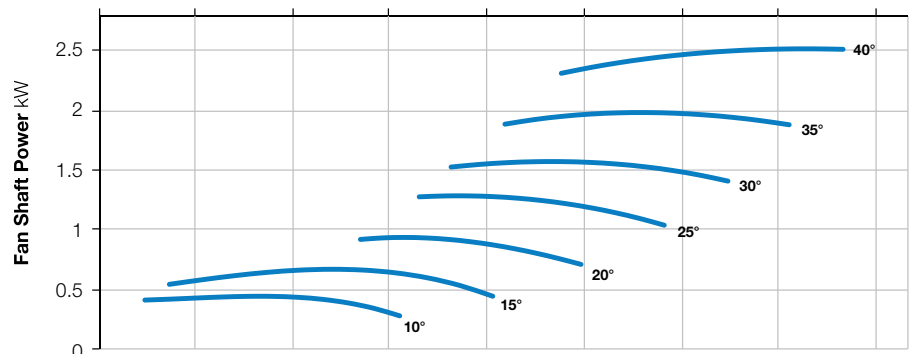
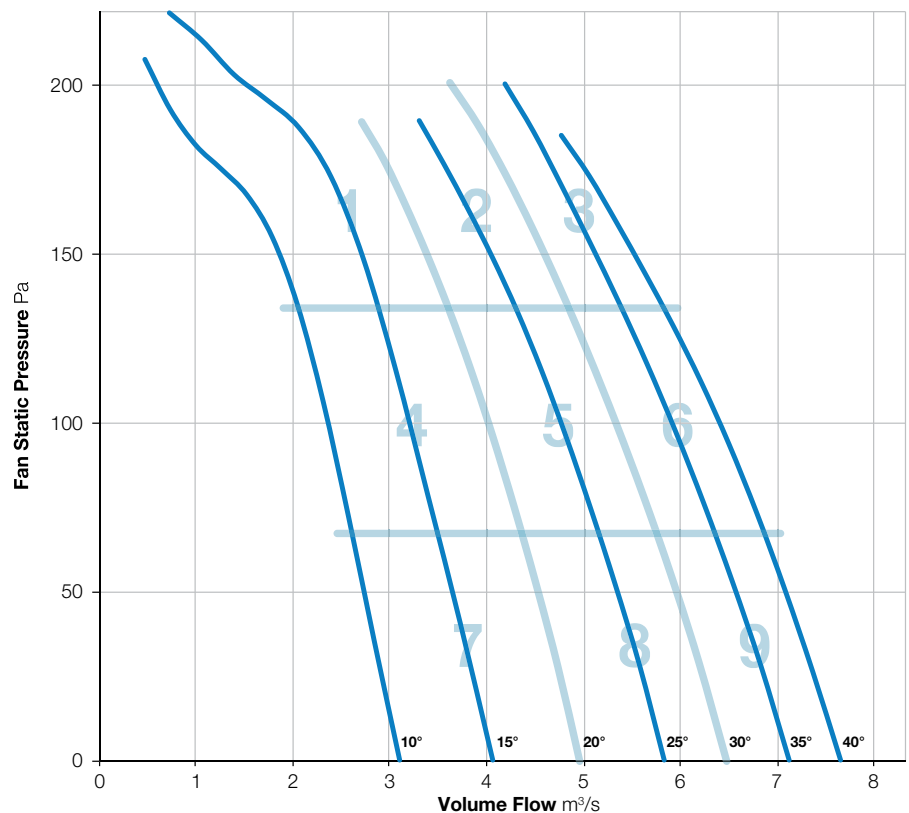
BS EN ISO 5136:2009

Type D installation

Form B



Elta Fans Limited certifies that the Axial Fans shown herein are licensed to bear the AMCA Seal. The ratings shown are based on tests and procedures performed in accordance with AMCA Publication 211 and comply with the requirements of the AMCA Certified Ratings Program. Performance certified is for Installation Type D: Ducted Inlet, Ducted Outlet. Performance ratings do not include the effects of appurtenances (accessories).



Zone		In-duct Sound Power Level (SWL) re 1pW									SPL dBA @ 3m*
		63Hz	125Hz	250Hz	500Hz	1kHz	2kHz	4kHz	8kHz	Total	
1	Inlet	78	80	78	82	77	74	69	59	87	62
	Outlet	78	80	78	80	77	74	69	61	86	61
2	Inlet	81	81	76	80	74	71	68	61	86	60
	Outlet	81	82	77	78	74	71	68	64	86	59
3	Inlet	84	83	78	80	75	72	69	64	88	61
	Outlet	85	83	79	81	76	73	72	68	89	62
4	Inlet	77	79	75	79	75	74	69	60	85	60
	Outlet	77	80	75	77	75	74	68	61	85	60
5	Inlet	80	81	75	79	74	72	67	59	86	59
	Outlet	80	82	75	77	74	71	67	61	86	59
6	Inlet	84	84	79	80	75	72	69	63	89	61
	Outlet	85	85	80	81	76	73	71	67	90	62
7	Inlet	73	78	76	78	75	75	68	59	84	60
	Outlet	75	79	75	76	75	74	66	58	84	59
8	Inlet	82	81	76	78	75	74	68	59	87	60
	Outlet	80	82	76	76	75	73	67	60	86	59
9	Inlet	85	84	79	80	76	73	69	62	89	61
	Outlet	86	84	80	81	76	73	71	63	90	62

*Sound Pressure Level (SPL) is average spherical free-field re 20μPa, for comparative use only.
Power rating (watts, kW or BHP) does not include transmission losses.
The AMCA certified ratings seal applies to air performance only.



800-352-9

960 r/min



Nominal Diameter

800mm



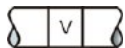
Hub Type

352



Number of Blades

9



BS ISO 5801:2017

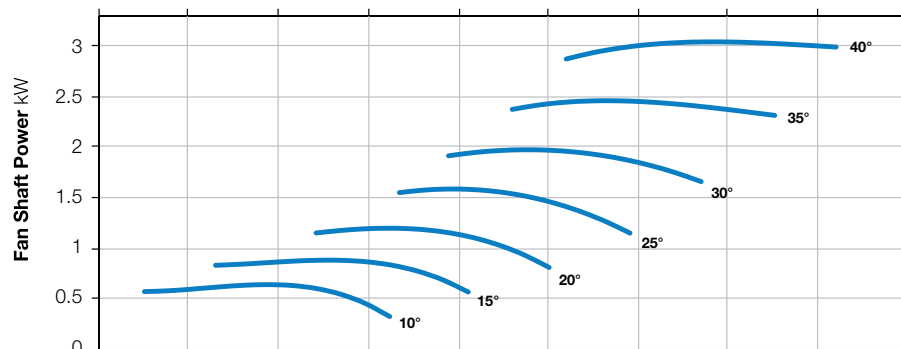
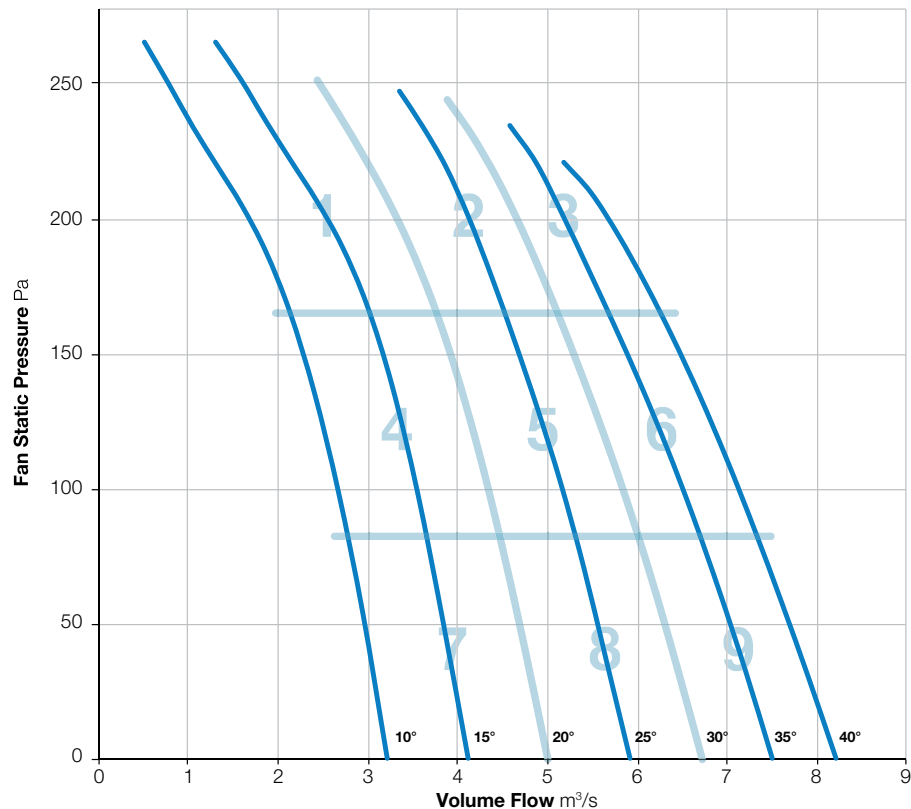
BS EN ISO 5136:2009

Type D installation

Form B



Elta Fans Limited certifies that the Axial Fans shown herein are licensed to bear the AMCA Seal. The ratings shown are based on tests and procedures performed in accordance with AMCA Publication 211 and comply with the requirements of the AMCA Certified Ratings Program. Performance certified is for Installation Type D: Ducted Inlet, Ducted Outlet. Performance ratings do not include the effects of appurtenances (accessories).



Zone		In-duct Sound Power Level (SWL) re 1pW									SPL dBA @ 3m*
		63Hz	125Hz	250Hz	500Hz	1kHz	2kHz	4kHz	8kHz	Total	
1	Inlet	81	81	81	84	81	78	72	62	89	65
	Outlet	82	81	81	83	80	77	71	63	89	64
2	Inlet	83	81	80	83	77	75	70	63	89	63
	Outlet	84	81	81	82	77	75	70	65	89	63
3	Inlet	83	83	83	83	78	74	71	65	90	63
	Outlet	84	85	84	83	79	76	73	68	91	64
4	Inlet	80	78	80	81	77	76	70	61	87	62
	Outlet	80	78	80	80	77	76	69	62	87	62
5	Inlet	83	79	79	81	76	74	68	61	87	61
	Outlet	83	79	80	80	76	74	68	62	87	61
6	Inlet	88	82	82	81	76	74	70	64	91	62
	Outlet	87	85	84	83	78	75	72	67	91	64
7	Inlet	81	77	79	80	78	78	69	60	87	63
	Outlet	81	78	80	79	78	77	69	60	87	62
8	Inlet	86	80	81	82	78	77	70	61	90	63
	Outlet	85	80	81	81	78	76	69	62	89	63
9	Inlet	89	83	84	83	79	75	72	64	92	64
	Outlet	88	84	85	84	80	76	73	65	92	65

*Sound Pressure Level (SPL) is average spherical free-field re 20μPa, for comparative use only.
Power rating (watts, kW or BHP) does not include transmission losses.
The AMCA certified ratings seal applies to air performance only.



800-352-12

960 r/min



Nominal Diameter

800mm



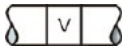
Hub Type

352



Number of Blades

12



BS ISO 5801:2017

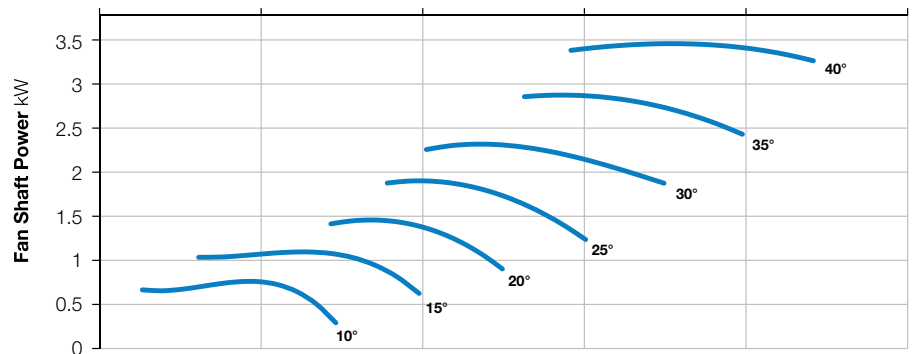
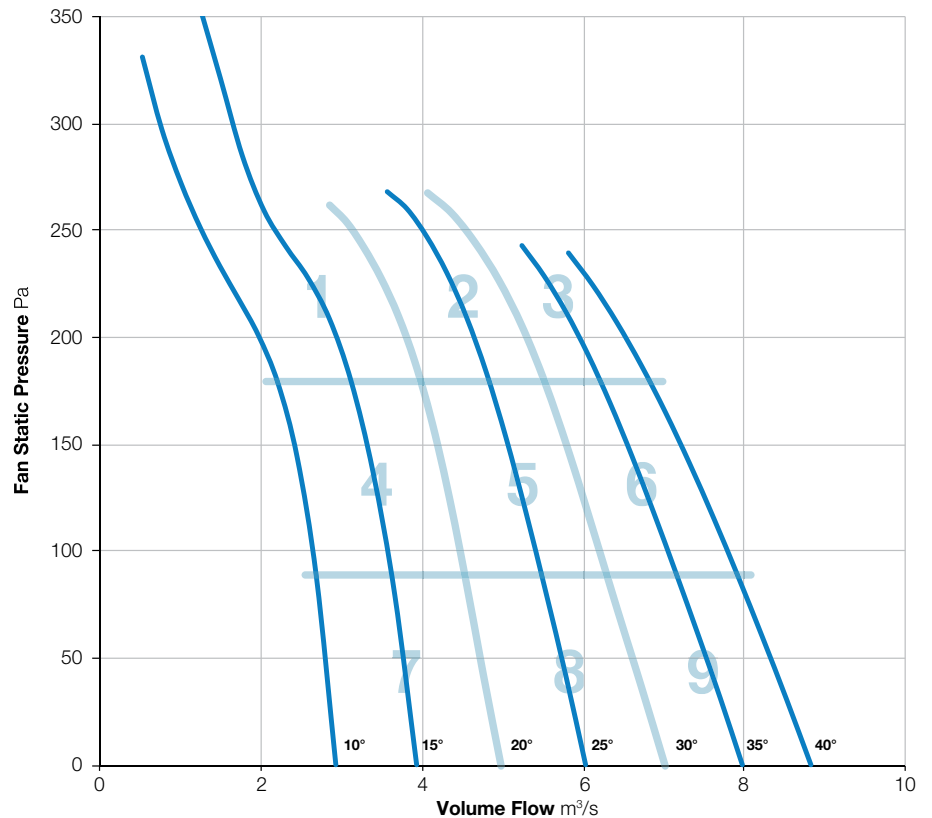
BS ISO 13347-2:2004

Type D installation

Form B



Elta Fans Limited certifies that the Axial Fans shown herein are licensed to bear the AMCA Seal. The ratings shown are based on tests and procedures performed in accordance with AMCA Publications 211 & 311 and comply with the requirements of the AMCA Certified Ratings Program. Performance certified is for Installation Type D: Ducted Inlet, Ducted Outlet. Performance ratings do not include the effects of appurtenances (accessories).



Zone		In-duct Sound Power Level (SWL) re 1pW									SPL dBA @ 3m*
		63Hz	125Hz	250Hz	500Hz	1kHz	2kHz	4kHz	8kHz	Total	
1	Inlet	83	88	85	84	79	75	69	65	92	64
	Outlet	86	89	85	83	79	76	71	67	93	64
2	Inlet	81	78	80	76	75	73	70	65	86	60
	Outlet	84	80	84	77	76	74	71	67	89	61
3	Inlet	85	81	83	79	77	74	71	67	89	62
	Outlet	89	84	87	79	77	75	72	70	92	63
4	Inlet	76	77	79	81	79	76	72	64	86	63
	Outlet	78	78	81	80	78	76	72	65	87	63
5	Inlet	82	81	80	77	75	73	71	64	87	60
	Outlet	85	82	84	77	76	74	71	66	89	61
6	Inlet	86	81	83	80	77	74	71	66	90	62
	Outlet	90	85	88	80	78	75	72	69	93	64
7	Inlet	78	77	78	77	75	76	73	65	85	61
	Outlet	81	79	81	78	76	75	72	65	87	61
8	Inlet	84	82	82	78	76	76	73	66	89	62
	Outlet	87	84	84	79	77	75	72	66	91	62
9	Inlet	88	84	84	81	78	75	72	66	91	63
	Outlet	92	87	89	81	79	76	72	68	95	65

*Sound Pressure Level (SPL) is average spherical free-field re 20μPa, for comparative use only. dBA levels are not licensed by AMCA International.

Power rating (watts, kW or BHP) does not include transmission losses.

The sound power level ratings shown are in decibels, referred to 10⁻¹² watts, calculated per AMCA Standard 301. Values shown are for inlet L_{wa} and outlet L_{wo} sound power levels for Installation Type D: ducted inlet, ducted outlet. Ratings include the effect of duct end correction.



800-400-9

960 r/min



Nominal Diameter

800mm



Hub Type

400



Number of Blades

9

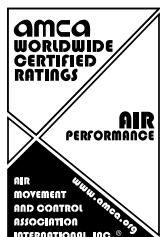


BS ISO 5801:2017

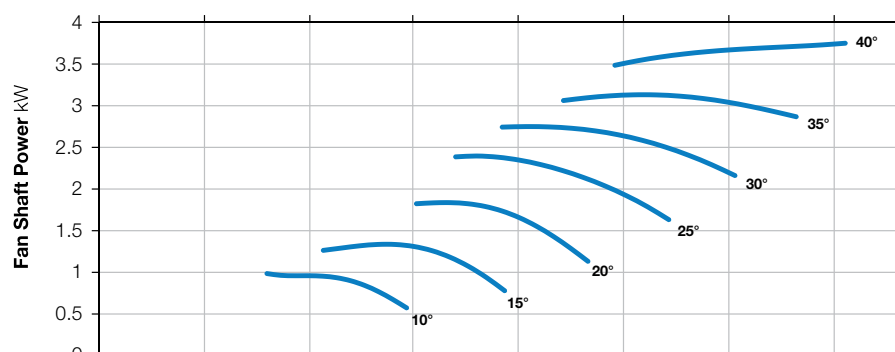
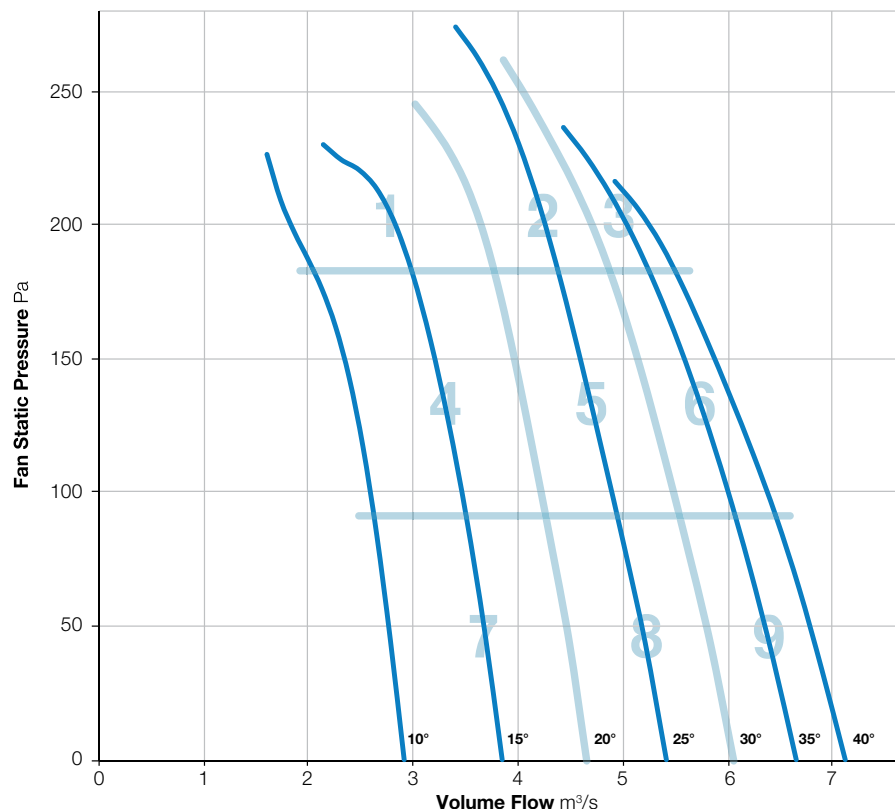
BS EN ISO 5136:2009

Type D installation

Form B



Elta Fans Limited certifies that the Axial Fans shown herein are licensed to bear the AMCA Seal. The ratings shown are based on tests and procedures performed in accordance with AMCA Publication 211 and comply with the requirements of the AMCA Certified Ratings Program. Performance certified is for Installation Type D: Ducted Inlet, Ducted Outlet. Performance ratings do not include the effects of appurtenances (accessories).



Zone		In-duct Sound Power Level (SWL) re 1pW									SPL dBA @ 3m*
		63Hz	125Hz	250Hz	500Hz	1kHz	2kHz	4kHz	8kHz	Total	
1	Inlet	86	88	87	87	83	79	73	64	94	68
	Outlet	87	90	88	87	83	79	73	64	95	68
2	Inlet	86	84	83	87	79	77	72	65	92	66
	Outlet	87	85	84	86	79	78	74	68	92	66
3	Inlet	86	87	82	84	79	77	74	67	92	65
	Outlet	87	88	84	84	81	78	75	70	93	66
4	Inlet	81	84	81	84	80	78	71	60	90	65
	Outlet	82	84	82	83	81	78	71	60	90	65
5	Inlet	85	84	81	85	79	77	71	64	91	65
	Outlet	85	85	82	84	79	77	71	66	91	64
6	Inlet	90	86	83	84	78	76	72	67	93	64
	Outlet	88	87	84	84	80	77	75	69	93	65
7	Inlet	82	82	82	83	81	79	72	61	90	65
	Outlet	83	84	85	84	82	80	72	64	91	66
8	Inlet	87	84	82	87	80	79	72	65	92	66
	Outlet	85	85	83	87	80	78	72	68	92	66
9	Inlet	88	85	83	82	79	76	73	66	92	64
	Outlet	90	85	84	84	81	78	75	69	93	66

*Sound Pressure Level (SPL) is average spherical free-field re 20μPa, for comparative use only.
Power rating (watts, kW or BHP) does not include transmission losses.
The AMCA certified ratings seal applies to air performance only.



800-131-3

1440 r/min



Nominal Diameter

800mm



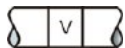
Hub Type

131



Number of Blades

3



BS ISO 5801:2017

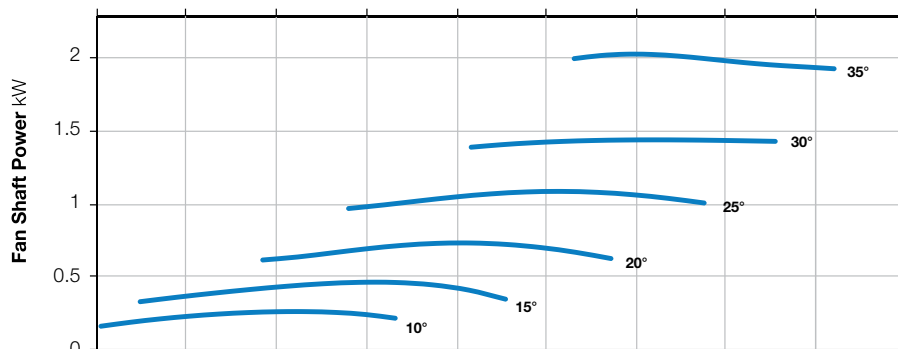
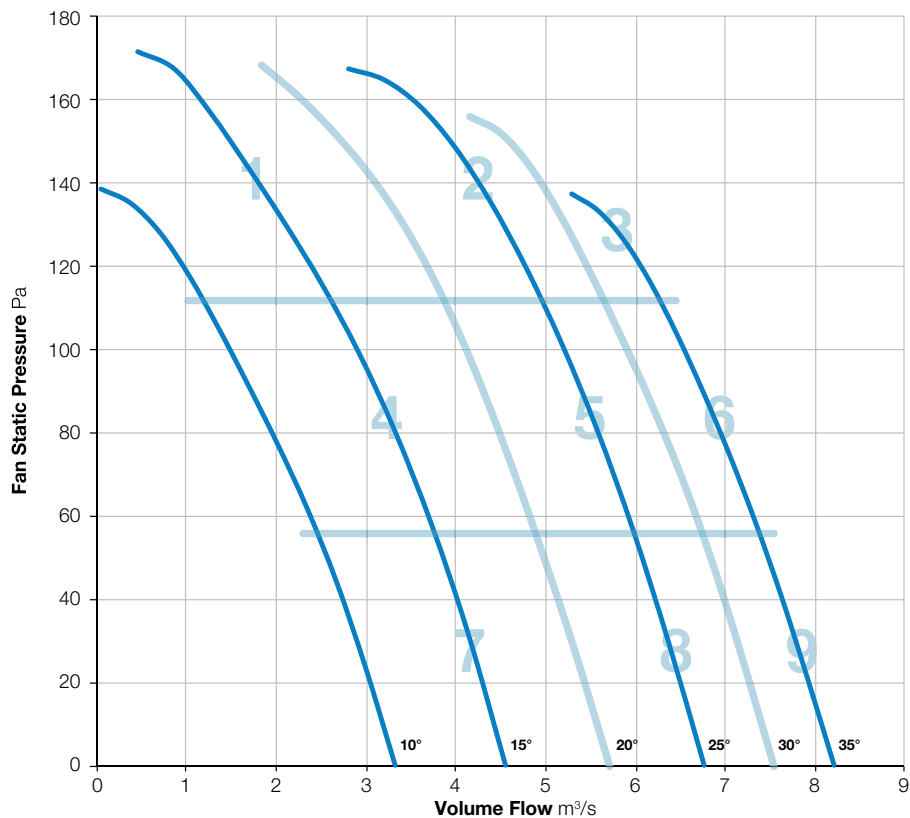
BS EN ISO 5136:2009

Type D installation

Form B



Elta Fans Limited certifies that the Axial Fans shown herein are licensed to bear the AMCA Seal. The ratings shown are based on tests and procedures performed in accordance with AMCA Publication 211 and comply with the requirements of the AMCA Certified Ratings Program. Performance certified is for Installation Type D: Ducted Inlet, Ducted Outlet. Performance ratings do not include the effects of appurtenances (accessories).



Zone		In-duct Sound Power Level (SWL) re 1pW									SPL dBA @ 3m*
		63Hz	125Hz	250Hz	500Hz	1kHz	2kHz	4kHz	8kHz	Total	
1	Inlet	76	77	95	85	83	78	76	73	96	69
	Outlet	74	77	94	84	83	78	75	73	95	68
2	Inlet	80	74	79	81	79	77	77	76	87	64
	Outlet	78	73	77	80	79	76	77	76	86	64
3	Inlet	86	81	84	83	85	82	80	78	92	69
	Outlet	83	81	83	84	84	82	81	79	91	69
4	Inlet	76	69	77	81	82	82	78	74	88	67
	Outlet	73	69	76	81	82	81	77	73	87	66
5	Inlet	81	76	78	78	76	74	74	73	86	62
	Outlet	78	75	76	76	75	73	74	74	84	61
6	Inlet	87	79	79	81	83	81	80	79	91	67
	Outlet	84	78	78	81	82	80	81	79	90	67
7	Inlet	79	72	74	74	75	74	78	75	85	62
	Outlet	76	72	72	73	75	73	76	74	83	61
8	Inlet	84	77	79	78	76	74	74	73	87	62
	Outlet	81	76	75	76	75	73	73	73	85	60
9	Inlet	87	81	81	81	82	79	78	77	91	66
	Outlet	84	79	78	81	82	78	79	78	89	66

*Sound Pressure Level (SPL) is average spherical free-field re 20μPa, for comparative use only.
Power rating (watts, kW or BHP) does not include transmission losses.
The AMCA certified ratings seal applies to air performance only.



800-131-6

1440 r/min



Nominal Diameter

800mm



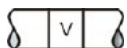
Hub Type

131



Number of Blades

6



BS ISO 5801:2017

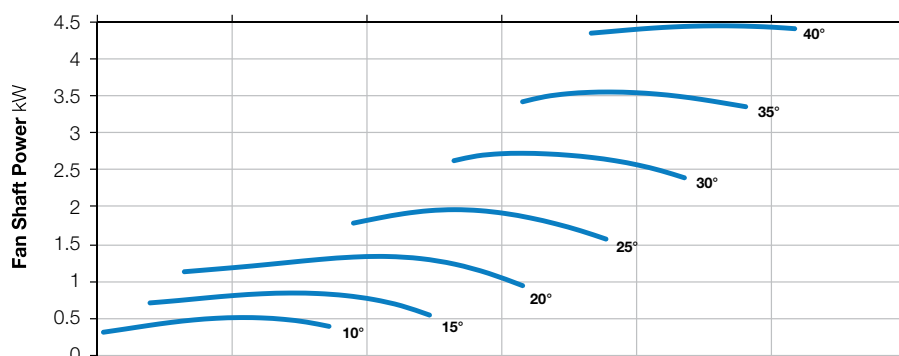
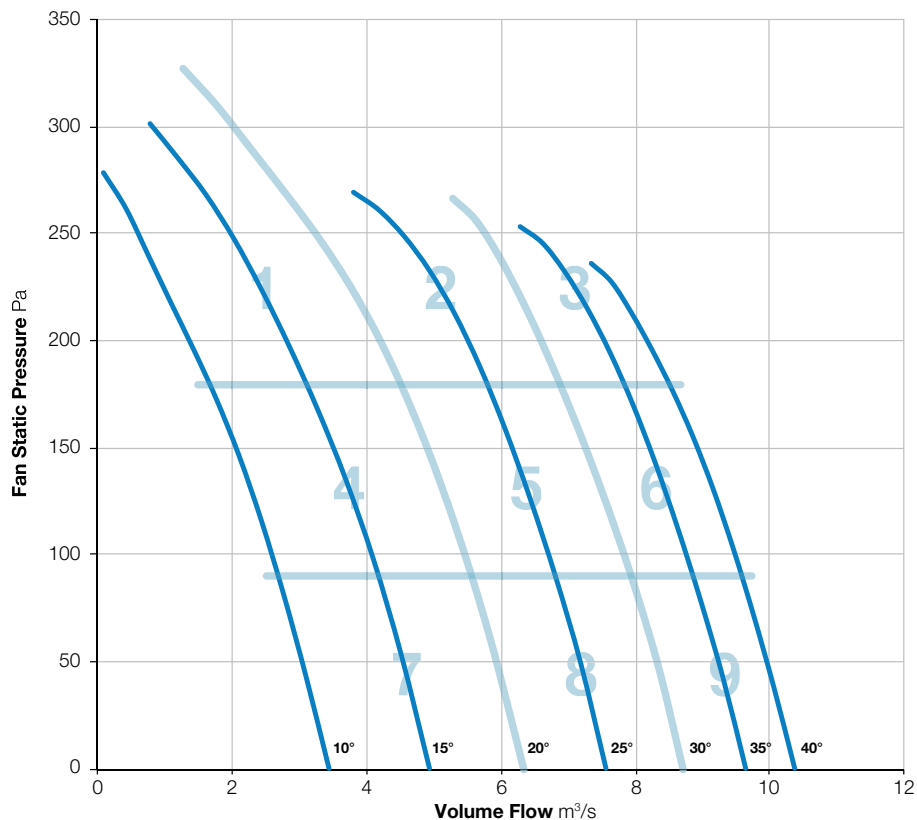
BS EN ISO 5136:2009

Type D installation

Form B



Elta Fans Limited certifies that the Axial Fans shown herein are licensed to bear the AMCA Seal. The ratings shown are based on tests and procedures performed in accordance with AMCA Publication 211 and comply with the requirements of the AMCA Certified Ratings Program. Performance certified is for Installation Type D: Ducted Inlet, Ducted Outlet. Performance ratings do not include the effects of appurtenances (accessories).



Zone		In-duct Sound Power Level (SWL) re 1pW									SPL dBA @ 3m*
		63Hz	125Hz	250Hz	500Hz	1kHz	2kHz	4kHz	8kHz	Total	
1	Inlet	77	85	93	89	86	83	80	76	96	71
	Outlet	76	85	93	88	86	82	80	77	96	71
2	Inlet	78	78	82	88	88	85	82	79	93	72
	Outlet	80	78	82	87	87	84	83	80	93	71
3	Inlet	83	83	82	83	85	84	83	81	92	70
	Outlet	85	82	82	84	85	84	85	82	93	71
4	Inlet	72	74	78	90	89	87	82	78	94	73
	Outlet	71	73	77	90	88	86	82	77	94	72
5	Inlet	78	80	81	81	81	81	79	77	89	67
	Outlet	79	79	78	79	80	80	79	78	88	66
6	Inlet	84	84	83	83	84	83	82	80	92	69
	Outlet	86	84	82	83	84	82	83	81	92	69
7	Inlet	70	76	77	78	81	81	84	84	90	69
	Outlet	70	76	74	76	80	80	83	82	88	67
8	Inlet	79	82	82	81	80	80	80	79	90	66
	Outlet	81	81	79	81	80	80	80	78	89	66
9	Inlet	86	85	85	84	83	82	81	79	93	68
	Outlet	88	85	83	83	84	82	82	80	93	69

*Sound Pressure Level (SPL) is average spherical free-field re 20μPa, for comparative use only.
Power rating (watts, kW or BHP) does not include transmission losses.
The AMCA certified ratings seal applies to air performance only.



800-181-3

1440 r/min



Nominal Diameter

800mm



Hub Type

181



Number of Blades

3



BS ISO 5801:2017

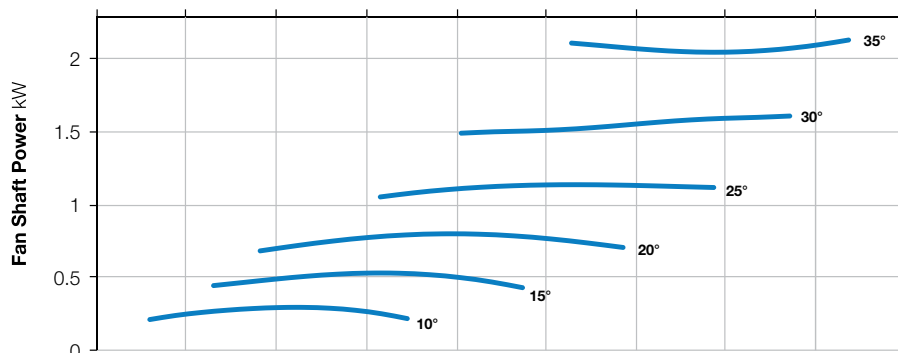
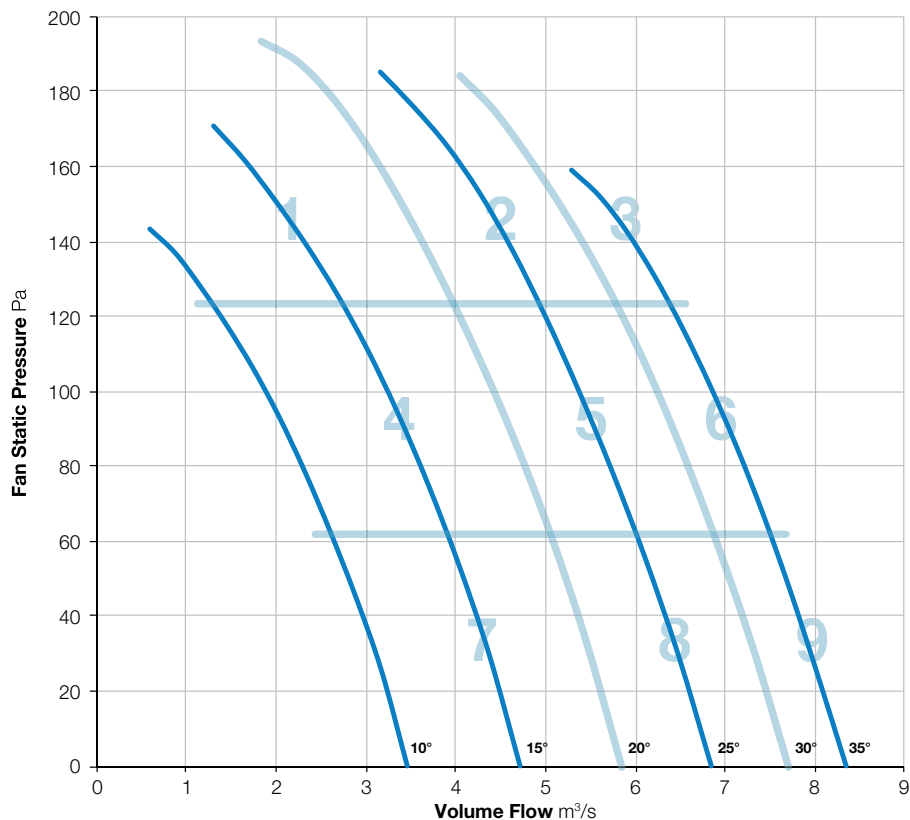
BS EN ISO 5136:2009

Type D installation

Form B



Elta Fans Limited certifies that the Axial Fans shown herein are licensed to bear the AMCA Seal. The ratings shown are based on tests and procedures performed in accordance with AMCA Publication 211 and comply with the requirements of the AMCA Certified Ratings Program. Performance certified is for Installation Type D: Ducted Inlet, Ducted Outlet. Performance ratings do not include the effects of appurtenances (accessories).



Zone		In-duct Sound Power Level (SWL) re 1pW									SPL dBA @ 3m*
		63Hz	125Hz	250Hz	500Hz	1kHz	2kHz	4kHz	8kHz	Total	
1	Inlet	76	74	81	91	87	81	77	81	94	71
	Outlet	74	73	81	91	87	80	77	77	93	71
2	Inlet	82	77	78	77	79	80	79	84	89	67
	Outlet	79	77	76	76	78	79	79	80	87	65
3	Inlet	86	82	85	83	84	82	79	79	92	68
	Outlet	85	82	84	83	83	81	80	78	92	68
4	Inlet	76	71	73	75	75	75	75	79	84	62
	Outlet	73	70	73	73	74	74	75	75	83	61
5	Inlet	82	77	78	78	80	79	77	85	89	67
	Outlet	80	76	75	77	79	77	77	80	87	64
6	Inlet	86	80	81	81	82	82	80	81	91	68
	Outlet	84	80	79	81	81	81	81	81	90	67
7	Inlet	80	74	76	75	75	75	77	80	86	63
	Outlet	77	73	72	74	74	74	76	75	84	61
8	Inlet	83	77	79	78	79	78	76	85	89	66
	Outlet	80	76	76	77	78	77	76	79	87	64
9	Inlet	87	81	82	82	83	82	80	84	92	69
	Outlet	84	80	79	81	81	81	81	81	90	67

*Sound Pressure Level (SPL) is average spherical free-field re 20μPa, for comparative use only.
Power rating (watts, kW or BHP) does not include transmission losses.
The AMCA certified ratings seal applies to air performance only.



800-181-6

1440 r/min



Nominal Diameter

800mm



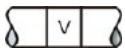
Hub Type

181



Number of Blades

6

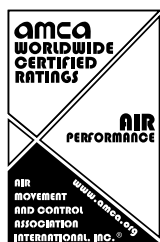


BS ISO 5801:2017

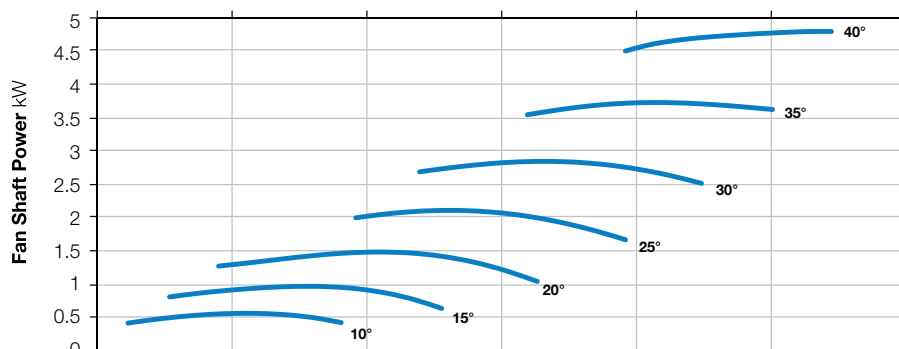
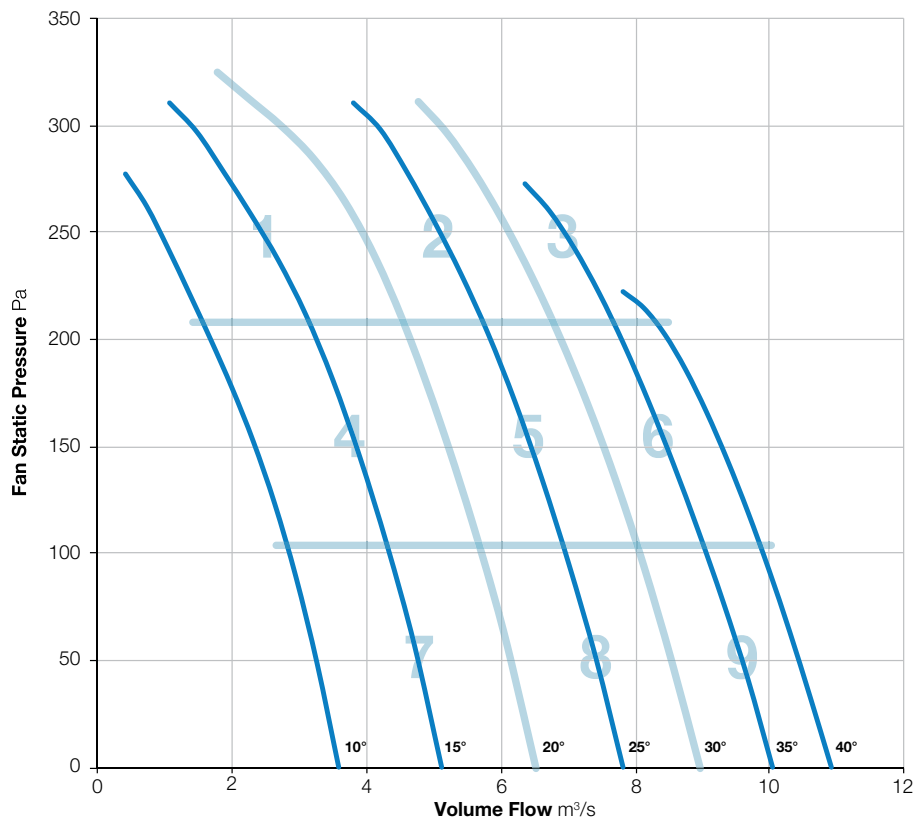
BS EN ISO 5136:2009

Type D installation

Form B



Elta Fans Limited certifies that the Axial Fans shown herein are licensed to bear the AMCA Seal. The ratings shown are based on tests and procedures performed in accordance with AMCA Publication 211 and comply with the requirements of the AMCA Certified Ratings Program. Performance certified is for Installation Type D: Ducted Inlet, Ducted Outlet. Performance ratings do not include the effects of appurtenances (accessories).



Zone		In-duct Sound Power Level (SWL) re 1pW									SPL dBA @ 3m*
		63Hz	125Hz	250Hz	500Hz	1kHz	2kHz	4kHz	8kHz	Total	
1	Inlet	82	80	91	93	89	83	79	77	97	73
	Outlet	80	80	88	91	89	83	80	78	95	72
2	Inlet	83	78	81	85	88	84	81	78	92	71
	Outlet	82	78	81	84	88	84	82	80	92	71
3	Inlet	86	80	84	86	88	85	82	80	94	71
	Outlet	87	81	82	85	87	84	84	83	94	71
4	Inlet	77	71	77	83	84	84	82	79	90	69
	Outlet	75	71	77	82	84	83	81	78	90	68
5	Inlet	83	77	80	81	81	80	78	77	89	66
	Outlet	83	77	79	80	80	79	78	78	89	65
6	Inlet	86	82	85	85	86	83	81	79	93	70
	Outlet	87	82	81	83	84	82	82	82	92	69
7	Inlet	79	73	78	78	80	79	84	83	89	68
	Outlet	77	72	75	77	79	78	82	81	88	66
8	Inlet	84	79	81	81	81	80	78	77	90	66
	Outlet	83	78	79	80	80	79	78	77	89	65
9	Inlet	89	84	86	84	86	83	80	78	94	70
	Outlet	88	84	82	84	85	82	81	80	93	69

*Sound Pressure Level (SPL) is average spherical free-field re 20μPa, for comparative use only.
Power rating (watts, kW or BHP) does not include transmission losses.
The AMCA certified ratings seal applies to air performance only.



800-181-9

1440 r/min



Nominal Diameter

800mm



Hub Type

181



Number of Blades

9



BS ISO 5801:2017

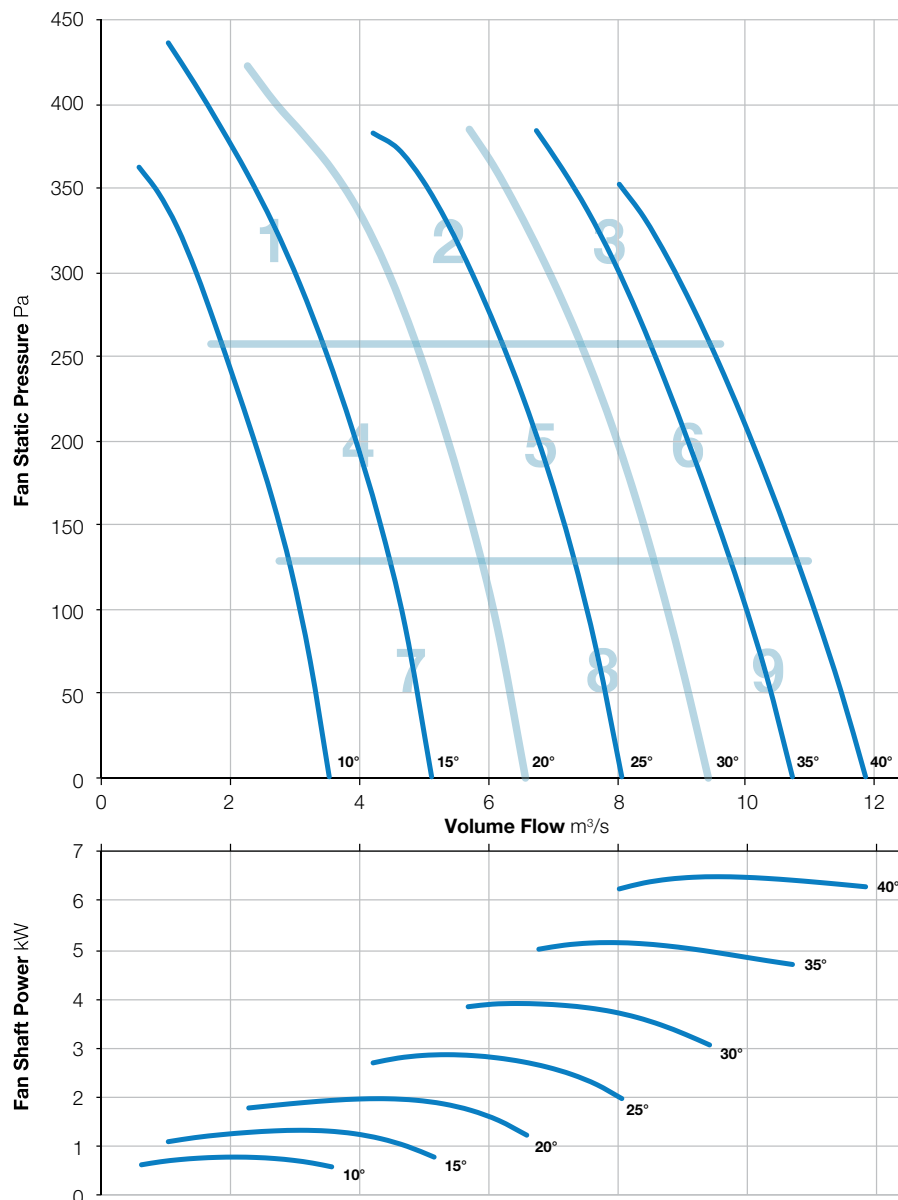
BS ISO 13347-2:2004

Type D installation

Form B



Elta Fans Limited certifies that the Axial Fans shown herein are licensed to bear the AMCA Seal. The ratings shown are based on tests and procedures performed in accordance with AMCA Publications 211 & 311 and comply with the requirements of the AMCA Certified Ratings Program. Performance certified is for Installation Type D: Ducted Inlet, Ducted Outlet. Performance ratings do not include the effects of appurtenances (accessories).



Zone		In-duct Sound Power Level (SWL) re 1pW									SPL dBA @ 3m*
		63Hz	125Hz	250Hz	500Hz	1kHz	2kHz	4kHz	8kHz	Total	
1	Inlet	84	87	93	95	90	86	81	78	99	75
	Outlet	88	89	94	93	89	86	81	79	99	74
2	Inlet	83	79	88	93	92	88	84	80	97	75
	Outlet	89	82	86	93	93	89	85	82	98	76
3	Inlet	89	81	88	88	87	85	82	80	95	71
	Outlet	92	87	88	87	87	85	83	83	96	72
4	Inlet	78	75	82	89	92	90	85	80	96	75
	Outlet	82	78	81	90	90	89	84	81	95	74
5	Inlet	84	79	86	85	84	82	80	79	92	69
	Outlet	92	83	86	86	84	83	80	80	95	69
6	Inlet	89	83	90	88	87	84	81	79	96	71
	Outlet	95	89	89	89	87	85	82	82	98	72
7	Inlet	80	75	83	83	84	83	86	85	92	71
	Outlet	87	79	82	83	84	83	84	85	93	70
8	Inlet	87	82	88	87	85	83	82	82	94	70
	Outlet	93	86	88	87	84	82	81	81	96	70
9	Inlet	92	86	90	90	88	84	81	79	97	72
	Outlet	95	90	91	90	88	85	82	81	99	73

*Sound Pressure Level (SPL) is average spherical free-field re 20μPa, for comparative use only. dBA levels are not licensed by AMCA International.

Power rating (watts, kW or BHP) does not include transmission losses.

The sound power level ratings shown are in decibels, referred to 10⁻¹² watts, calculated per AMCA Standard 301. Values shown are for inlet L_{wa} and outlet L_{wb} sound power levels for Installation Type D: ducted inlet, ducted outlet. Ratings include the effect of duct end correction.



800-182-3

1440 r/min



Nominal Diameter

800mm



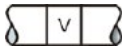
Hub Type

182



Number of Blades

3



BS ISO 5801:2017

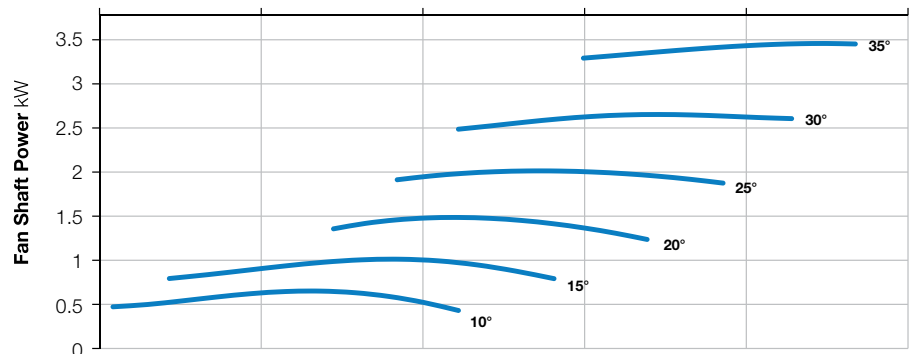
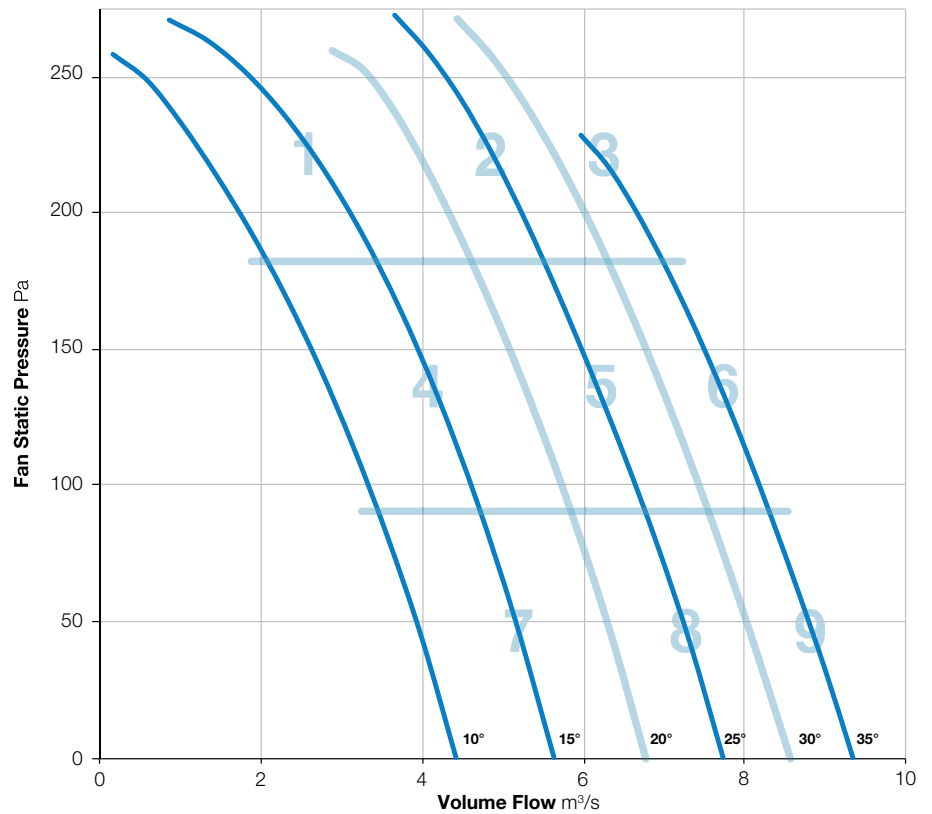
BS EN ISO 5136:2009

Type D installation

Form B



Elta Fans Limited certifies that the Axial Fans shown herein are licensed to bear the AMCA Seal. The ratings shown are based on tests and procedures performed in accordance with AMCA Publication 211 and comply with the requirements of the AMCA Certified Ratings Program. Performance certified is for Installation Type D: Ducted Inlet, Ducted Outlet. Performance ratings do not include the effects of appurtenances (accessories).



Zone		In-duct Sound Power Level (SWL) re 1pW									SPL dBA @ 3m*
		63Hz	125Hz	250Hz	500Hz	1kHz	2kHz	4kHz	8kHz	Total	
1	Inlet	For sound data please contact Elta Fans.									
	Outlet										
2	Inlet										
	Outlet										
3	Inlet										
	Outlet										
4	Inlet										
	Outlet										
5	Inlet										
	Outlet										
6	Inlet										
	Outlet										
7	Inlet										
	Outlet										
8	Inlet										
	Outlet										
9	Inlet										
	Outlet										

*Sound Pressure Level (SPL) is average spherical free-field re 20μPa, for comparative use only.
Power rating (watts, kW or BHP) does not include transmission losses.
The AMCA certified ratings seal applies to air performance only.



800-182-6

1440 r/min



Nominal Diameter

800mm



Hub Type

182



Number of Blades

6

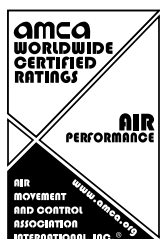


BS ISO 5801:2017

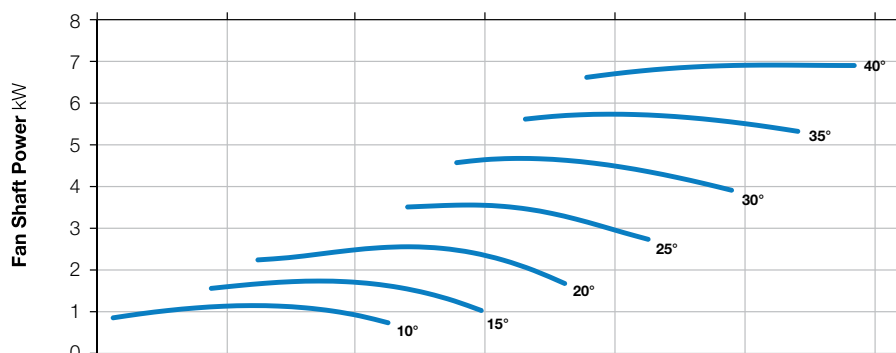
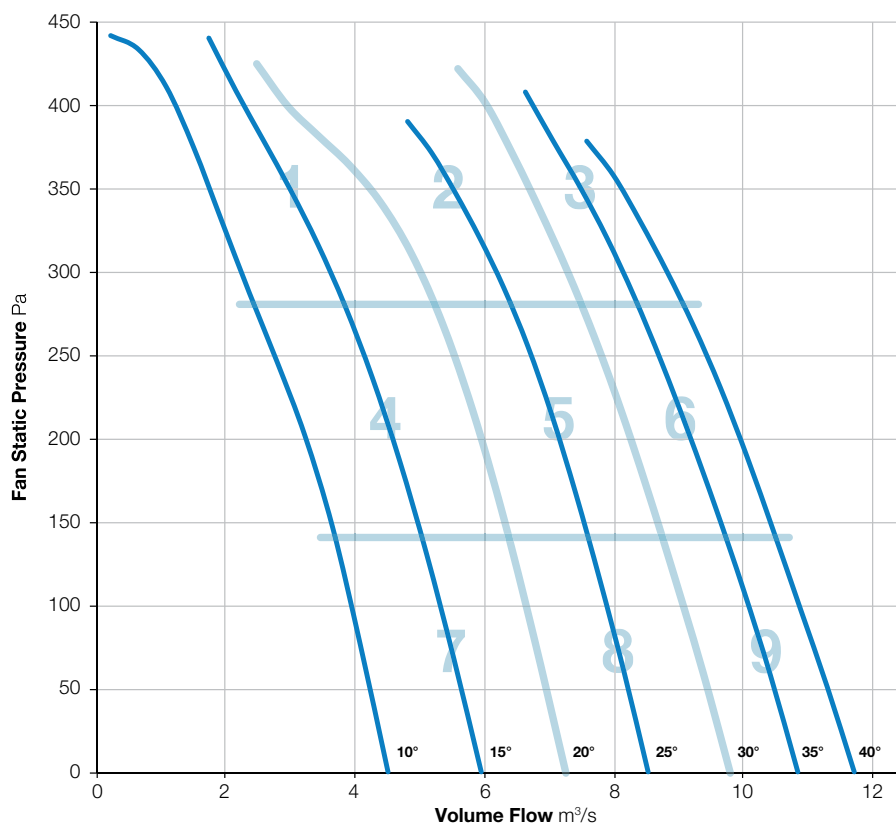
BS EN ISO 5136:2009

Type D installation

Form B



Elta Fans Limited certifies that the Axial Fans shown herein are licensed to bear the AMCA Seal. The ratings shown are based on tests and procedures performed in accordance with AMCA Publication 211 and comply with the requirements of the AMCA Certified Ratings Program. Performance certified is for Installation Type D: Ducted Inlet, Ducted Outlet. Performance ratings do not include the effects of appurtenances (accessories).



Zone		In-duct Sound Power Level (SWL) re 1pW									SPL dBA @ 3m*
		63Hz	125Hz	250Hz	500Hz	1kHz	2kHz	4kHz	8kHz	Total	
1	Inlet	For sound data please contact Elta Fans.									
	Outlet										
2	Inlet										
	Outlet										
3	Inlet										
	Outlet										
4	Inlet										
	Outlet										
5	Inlet										
	Outlet										
6	Inlet										
	Outlet										
7	Inlet										
	Outlet										
8	Inlet										
	Outlet										
9	Inlet										
	Outlet										

*Sound Pressure Level (SPL) is average spherical free-field re 20μPa, for comparative use only.
Power rating (watts, kW or BHP) does not include transmission losses.
The AMCA certified ratings seal applies to air performance only.



800-251-3

1440 r/min



Nominal Diameter

800mm



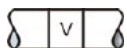
Hub Type

251



Number of Blades

3



BS ISO 5801:2017

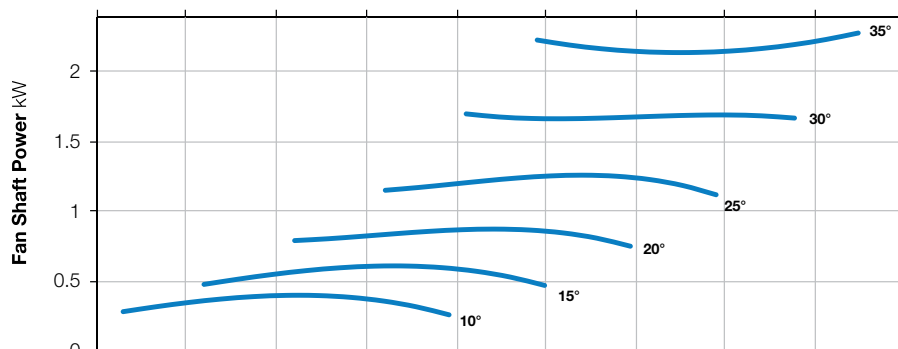
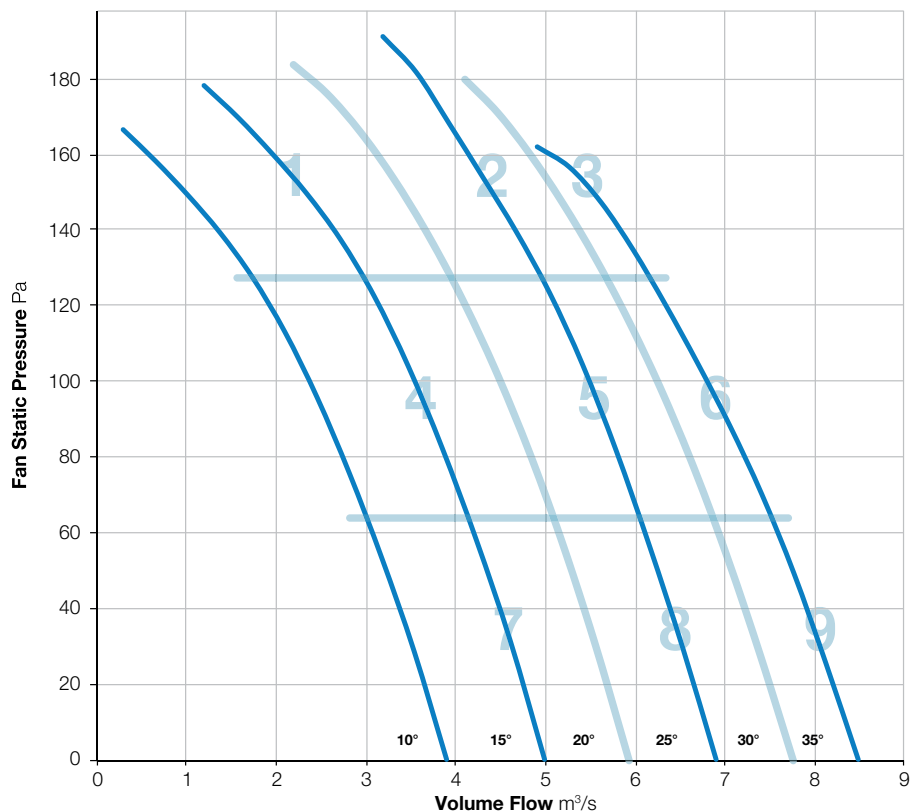
BS EN ISO 5136:2009

Type D installation

Form B



Elta Fans Limited certifies that the Axial Fans shown herein are licensed to bear the AMCA Seal. The ratings shown are based on tests and procedures performed in accordance with AMCA Publication 211 and comply with the requirements of the AMCA Certified Ratings Program. Performance certified is for Installation Type D: Ducted Inlet, Ducted Outlet. Performance ratings do not include the effects of appurtenances (accessories).



Zone		In-duct Sound Power Level (SWL) re 1pW									SPL dBA @ 3m*
		63Hz	125Hz	250Hz	500Hz	1kHz	2kHz	4kHz	8kHz	Total	
1	Inlet	88	78	83	91	89	83	77	71	95	72
	Outlet	88	77	82	91	89	83	77	72	95	72
2	Inlet	86	81	83	81	81	80	78	72	91	66
	Outlet	85	81	81	80	81	79	78	74	90	65
3	Inlet	92	86	86	84	84	83	81	76	95	69
	Outlet	93	86	86	84	85	84	81	77	96	70
4	Inlet	84	77	80	78	79	77	75	71	88	63
	Outlet	82	77	79	77	78	76	74	71	87	62
5	Inlet	88	82	81	80	80	79	77	71	91	65
	Outlet	86	81	79	79	81	78	77	73	90	65
6	Inlet	92	86	84	83	84	84	81	76	95	69
	Outlet	92	86	83	82	84	83	81	78	95	69
7	Inlet	85	78	79	77	78	77	78	74	89	64
	Outlet	84	78	77	77	78	76	76	73	88	63
8	Inlet	90	84	82	81	81	79	77	71	93	65
	Outlet	88	83	80	79	81	78	76	72	91	65
9	Inlet	93	87	85	83	85	84	82	76	96	70
	Outlet	91	87	83	82	85	83	81	78	95	69

*Sound Pressure Level (SPL) is average spherical free-field re 20μPa, for comparative use only.
Power rating (watts, kW or BHP) does not include transmission losses.
The AMCA certified ratings seal applies to air performance only.



800-251-6

1440 r/min



Nominal Diameter

800mm



Hub Type

251



Number of Blades

6



BS ISO 5801:2017

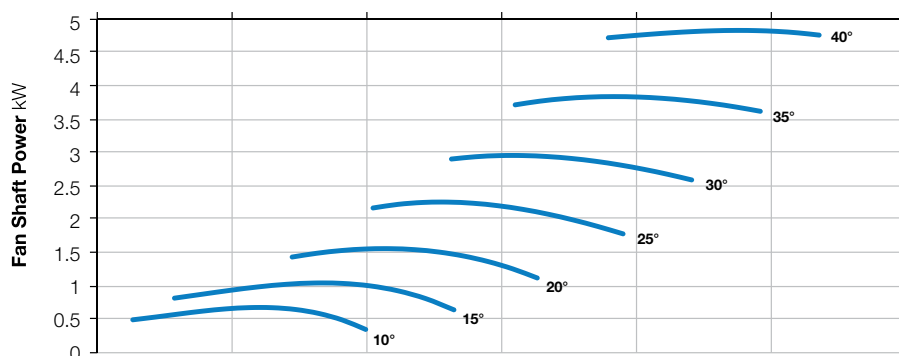
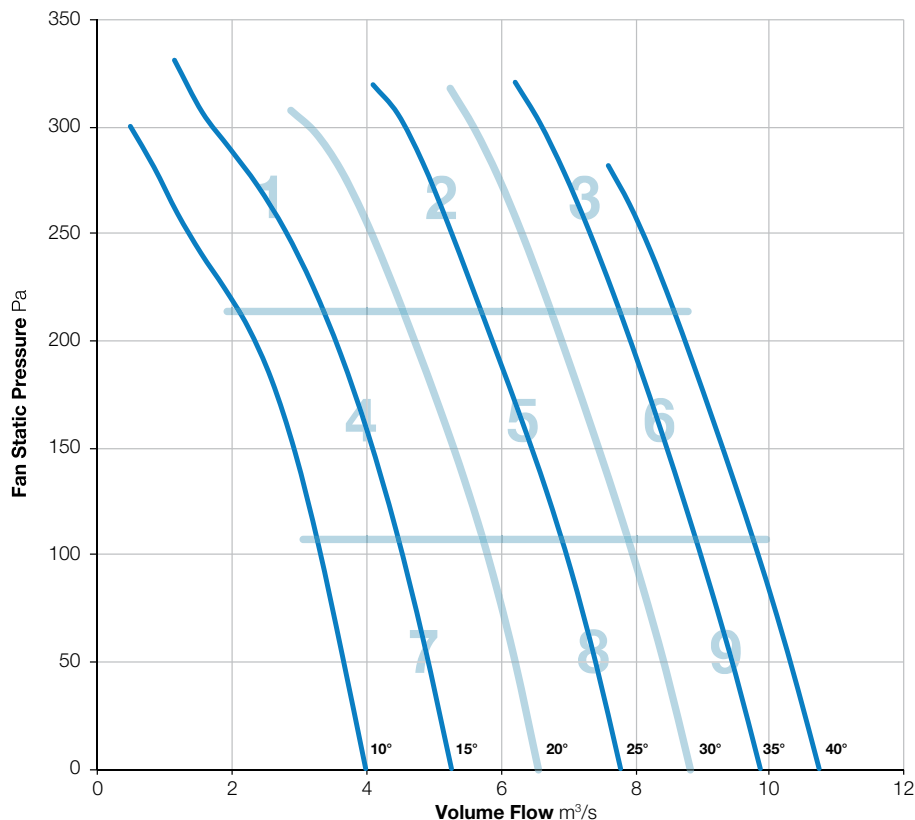
BS ISO 13347-2:2004

Type D installation

Form B



Elta Fans Limited certifies that the Axial Fans shown herein are licensed to bear the AMCA Seal. The ratings shown are based on tests and procedures performed in accordance with AMCA Publications 211 & 311 and comply with the requirements of the AMCA Certified Ratings Program. Performance certified is for Installation Type D: Ducted Inlet, Ducted Outlet. Performance ratings do not include the effects of appurtenances (accessories).



Zone		In-duct Sound Power Level (SWL) re 1pW									SPL dBA @ 3m*
		63Hz	125Hz	250Hz	500Hz	1kHz	2kHz	4kHz	8kHz	Total	
1	Inlet	83	85	95	95	91	85	80	77	99	75
	Outlet	87	91	94	94	90	85	80	79	99	75
2	Inlet	84	87	84	87	87	83	80	78	94	70
	Outlet	88	91	84	86	87	84	82	81	96	71
3	Inlet	87	90	85	85	84	84	82	80	95	70
	Outlet	93	95	85	86	85	85	83	83	98	71
4	Inlet	76	82	80	87	88	86	82	78	93	72
	Outlet	80	87	80	86	87	86	81	78	93	71
5	Inlet	83	87	84	83	82	80	77	75	92	67
	Outlet	89	93	84	83	82	80	78	78	96	67
6	Inlet	88	90	86	86	85	84	81	79	95	70
	Outlet	93	95	87	86	86	85	83	82	99	71
7	Inlet	77	84	81	81	81	80	83	83	91	68
	Outlet	84	91	82	82	81	79	81	81	94	67
8	Inlet	84	88	84	84	82	79	77	76	92	67
	Outlet	90	95	86	85	83	80	78	77	97	68
9	Inlet	89	90	87	87	86	83	81	78	96	70
	Outlet	93	96	88	87	87	85	82	81	99	72

*Sound Pressure Level (SPL) is average spherical free-field re 20μPa, for comparative use only. dBA levels are not licensed by AMCA International.

Power rating (watts, kW or BHP) does not include transmission losses.

The sound power level ratings shown are in decibels, referred to 10⁻¹² watts, calculated per AMCA Standard 301. Values shown are for inlet L_{wa} and outlet L_{wo} sound power levels for Installation Type D: ducted inlet, ducted outlet. Ratings include the effect of duct end correction.



800-251-9

1440 r/min



Nominal Diameter

800mm



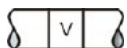
Hub Type

251



Number of Blades

9



BS ISO 5801:2017

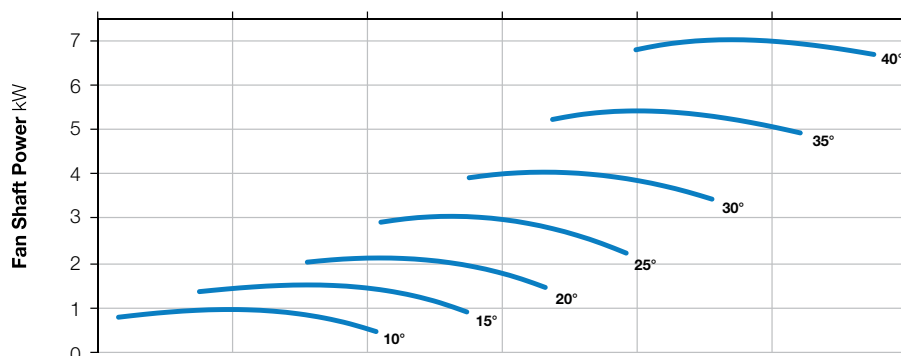
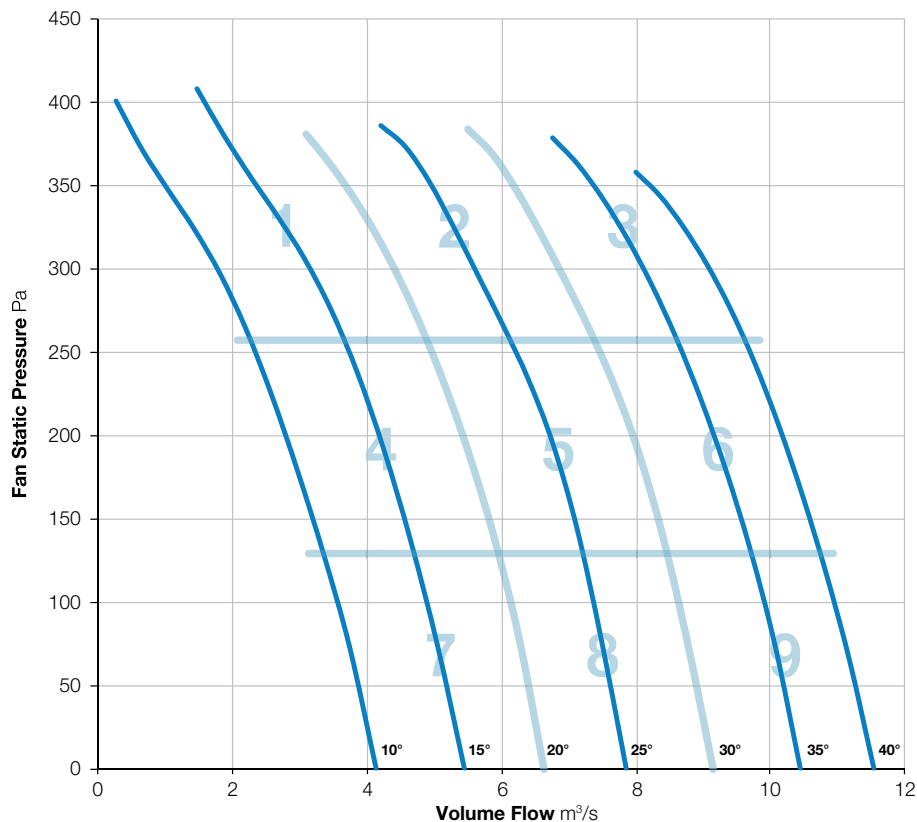
BS EN ISO 5136:2009

Type D installation

Form B



Elta Fans Limited certifies that the Axial Fans shown herein are licensed to bear the AMCA Seal. The ratings shown are based on tests and procedures performed in accordance with AMCA Publication 211 and comply with the requirements of the AMCA Certified Ratings Program. Performance certified is for Installation Type D: Ducted Inlet, Ducted Outlet. Performance ratings do not include the effects of appurtenances (accessories).



Zone		In-duct Sound Power Level (SWL) re 1pW									SPL dBA @ 3m*
		63Hz	125Hz	250Hz	500Hz	1kHz	2kHz	4kHz	8kHz	Total	
1	Inlet	86	83	90	94	93	87	82	75	98	76
	Outlet	86	83	88	93	92	87	81	76	97	75
2	Inlet	87	81	85	87	89	87	83	75	95	72
	Outlet	89	83	87	88	90	88	84	77	96	74
3	Inlet	91	86	88	88	87	86	83	78	96	72
	Outlet	91	88	89	88	88	86	83	80	97	72
4	Inlet	83	77	85	83	86	88	86	79	94	72
	Outlet	83	76	84	82	85	87	85	79	93	71
5	Inlet	87	83	85	83	83	83	80	75	92	68
	Outlet	88	84	87	83	84	83	80	76	93	69
6	Inlet	92	89	89	87	87	85	82	77	97	71
	Outlet	93	90	90	86	87	85	83	79	97	71
7	Inlet	84	78	83	81	83	83	86	81	92	70
	Outlet	84	79	83	81	82	82	84	80	91	69
8	Inlet	89	86	88	85	84	83	82	77	94	69
	Outlet	89	86	85	83	83	83	81	77	94	69
9	Inlet	92	90	90	86	87	84	81	76	97	71
	Outlet	93	91	90	86	87	85	82	78	98	71

*Sound Pressure Level (SPL) is average spherical free-field re 20μPa, for comparative use only.
Power rating (watts, kW or BHP) does not include transmission losses.
The AMCA certified ratings seal applies to air performance only.



800-251-12

1440 r/min



Nominal Diameter

800mm



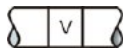
Hub Type

251



Number of Blades

12



BS ISO 5801:2017

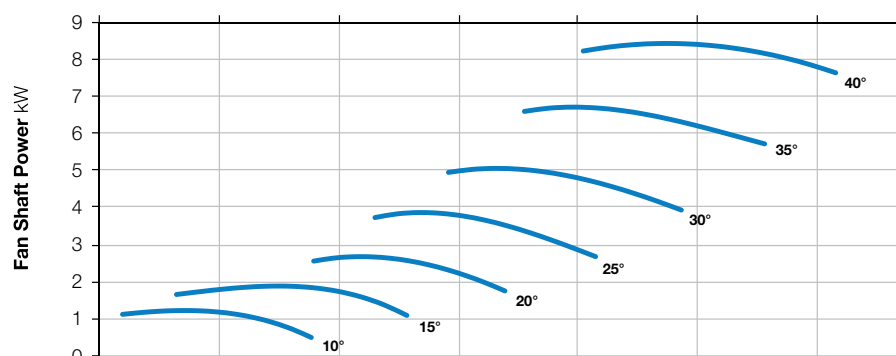
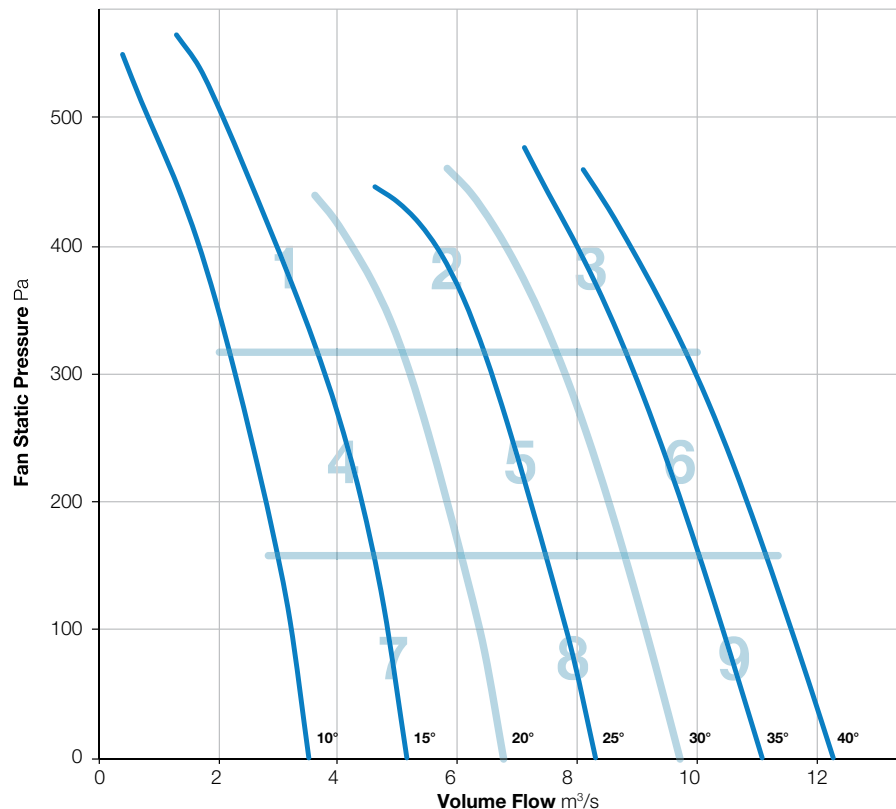
BS ISO 13347-2:2004

Type D installation

Form B



Elta Fans Limited certifies that the Axial Fans shown herein are licensed to bear the AMCA Seal. The ratings shown are based on tests and procedures performed in accordance with AMCA Publications 211 & 311 and comply with the requirements of the AMCA Certified Ratings Program. Performance certified is for Installation Type D: Ducted Inlet, Ducted Outlet. Performance ratings do not include the effects of appurtenances (accessories).



Zone		In-duct Sound Power Level (SWL) re 1pW									SPL dBA @ 3m*
		63Hz	125Hz	250Hz	500Hz	1kHz	2kHz	4kHz	8kHz	Total	
1	Inlet	84	83	94	95	92	87	82	78	99	76
	Outlet	89	85	95	94	91	87	82	79	99	75
2	Inlet	87	80	88	93	92	89	84	80	98	76
	Outlet	91	84	89	92	91	89	85	81	98	75
3	Inlet	91	83	89	88	88	87	83	81	96	73
	Outlet	96	89	91	89	89	87	84	83	99	73
4	Inlet	78	75	83	90	92	91	86	81	97	76
	Outlet	83	80	85	90	92	91	85	81	97	76
5	Inlet	88	79	88	85	84	83	81	79	94	69
	Outlet	92	85	89	86	86	84	81	80	96	70
6	Inlet	92	86	91	88	87	85	82	80	97	72
	Outlet	96	90	91	88	88	85	83	82	99	72
7	Inlet	80	74	85	82	84	84	86	84	92	71
	Outlet	86	80	86	84	85	84	85	84	94	71
8	Inlet	90	82	89	86	85	83	84	83	95	71
	Outlet	91	88	89	86	85	83	82	82	96	70
9	Inlet	94	88	92	89	87	85	82	80	98	72
	Outlet	96	91	94	90	88	86	82	81	100	73

*Sound Pressure Level (SPL) is average spherical free-field re 20μPa, for comparative use only. dBA levels are not licensed by AMCA International.

Power rating (watts, kW or BHP) does not include transmission losses.

The sound power level ratings shown are in decibels, referred to 10⁻¹² watts, calculated per AMCA Standard 301. Values shown are for inlet L_{wa} and outlet L_{wb} sound power levels for Installation Type D: ducted inlet, ducted outlet. Ratings include the effect of duct end correction.



800-252-3

1440 r/min



Nominal Diameter

800mm



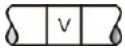
Hub Type

252



Number of Blades

3



BS ISO 5801:2017

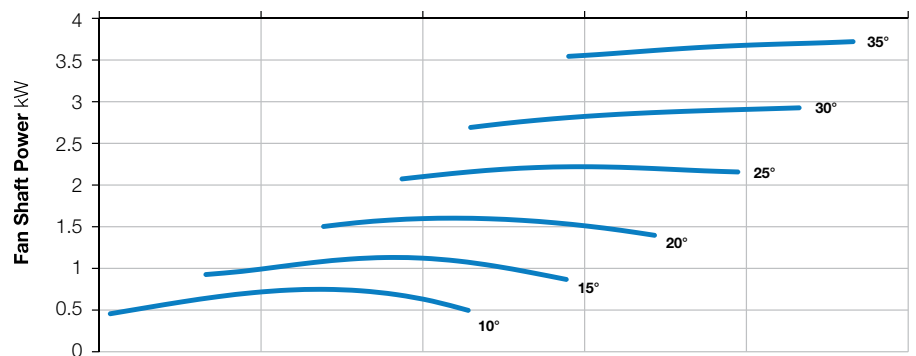
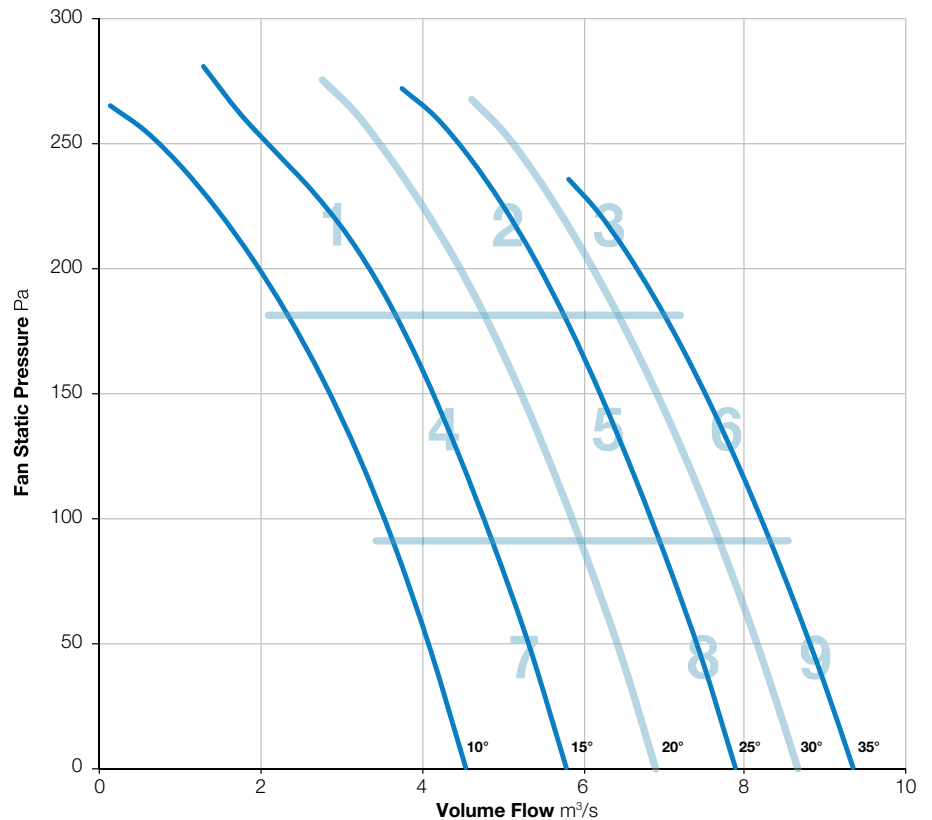
BS EN ISO 5136:2009

Type D installation

Form B



Elta Fans Limited certifies that the Axial Fans shown herein are licensed to bear the AMCA Seal. The ratings shown are based on tests and procedures performed in accordance with AMCA Publication 211 and comply with the requirements of the AMCA Certified Ratings Program. Performance certified is for Installation Type D: Ducted Inlet, Ducted Outlet. Performance ratings do not include the effects of appurtenances (accessories).



Zone		In-duct Sound Power Level (SWL) re 1pW									SPL dBA @ 3m*
		63Hz	125Hz	250Hz	500Hz	1kHz	2kHz	4kHz	8kHz	Total	
1	Inlet	For sound data please contact Elta Fans.									
	Outlet										
2	Inlet										
	Outlet										
3	Inlet										
	Outlet										
4	Inlet										
	Outlet										
5	Inlet										
	Outlet										
6	Inlet										
	Outlet										
7	Inlet										
	Outlet										
8	Inlet										
	Outlet										
9	Inlet										
	Outlet										

*Sound Pressure Level (SPL) is average spherical free-field re 20µPa, for comparative use only.
Power rating (watts, kW or BHP) does not include transmission losses.
The AMCA certified ratings seal applies to air performance only.



800-252-6

1440 r/min



Nominal Diameter

800mm



Hub Type

252



Number of Blades

6



BS ISO 5801:2017

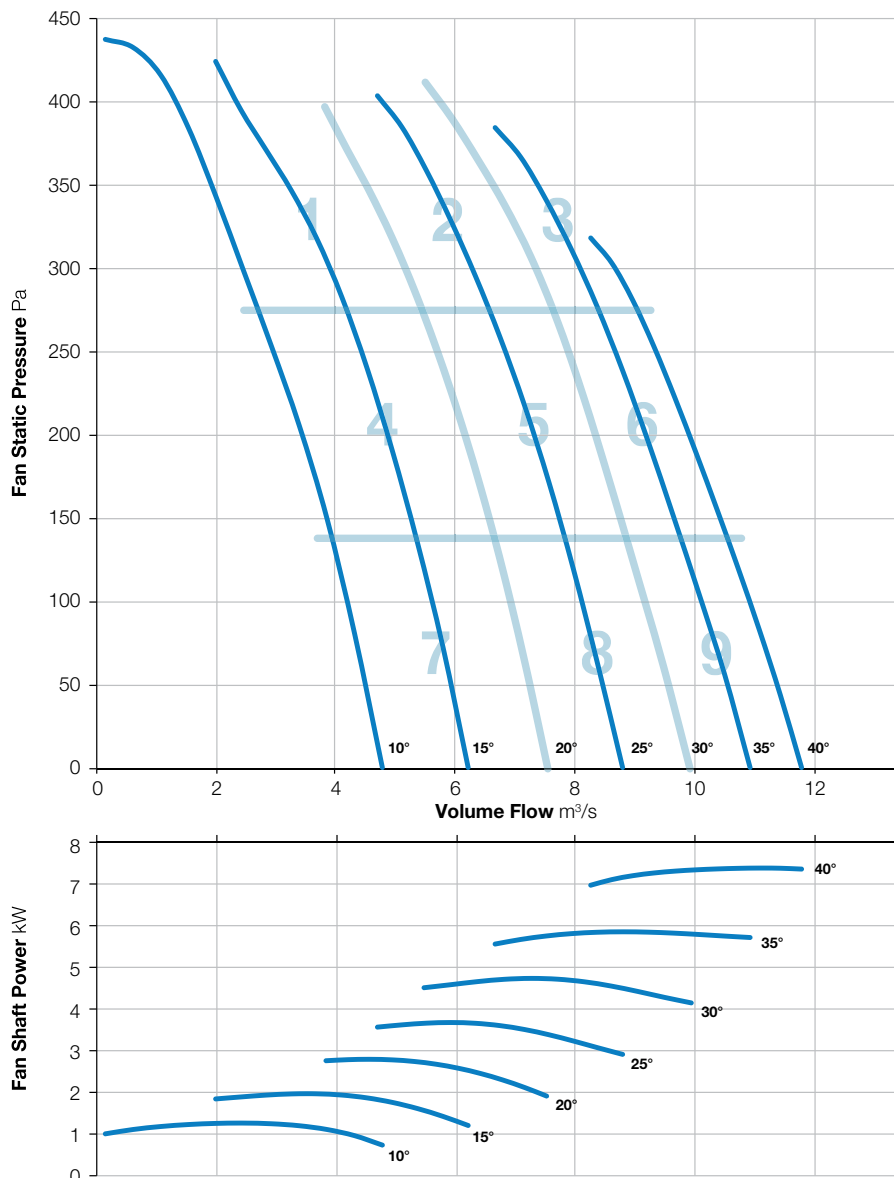
BS EN ISO 5136:2009

Type D installation

Form B



Elta Fans Limited certifies that the Axial Fans shown herein are licensed to bear the AMCA Seal. The ratings shown are based on tests and procedures performed in accordance with AMCA Publication 211 and comply with the requirements of the AMCA Certified Ratings Program. Performance certified is for Installation Type D: Ducted Inlet, Ducted Outlet. Performance ratings do not include the effects of appurtenances (accessories).



Zone		In-duct Sound Power Level (SWL) re 1pW									SPL dBA @ 3m*
		63Hz	125Hz	250Hz	500Hz	1kHz	2kHz	4kHz	8kHz	Total	
1	Inlet	For sound data please contact Elta Fans.									
	Outlet										
2	Inlet										
	Outlet										
3	Inlet										
	Outlet										
4	Inlet										
	Outlet										
5	Inlet										
	Outlet										
6	Inlet										
	Outlet										
7	Inlet										
	Outlet										
8	Inlet										
	Outlet										
9	Inlet										
	Outlet										

*Sound Pressure Level (SPL) is average spherical free-field re 20μPa, for comparative use only.
Power rating (watts, kW or BHP) does not include transmission losses.
The AMCA certified ratings seal applies to air performance only.



800-252-9

1440 r/min



Nominal Diameter

800mm



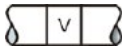
Hub Type

252



Number of Blades

9



BS ISO 5801:2017

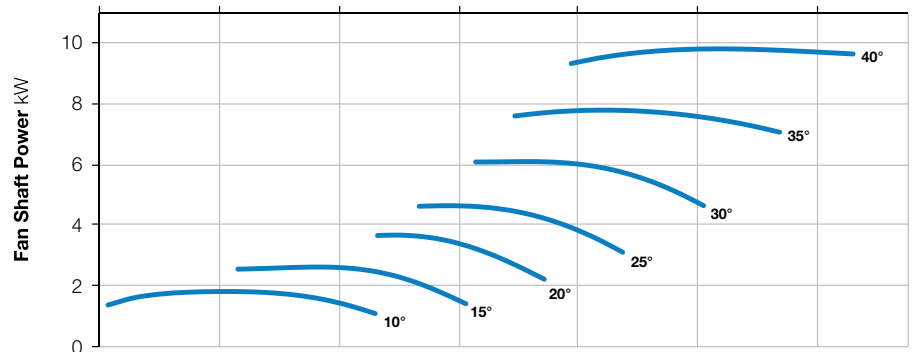
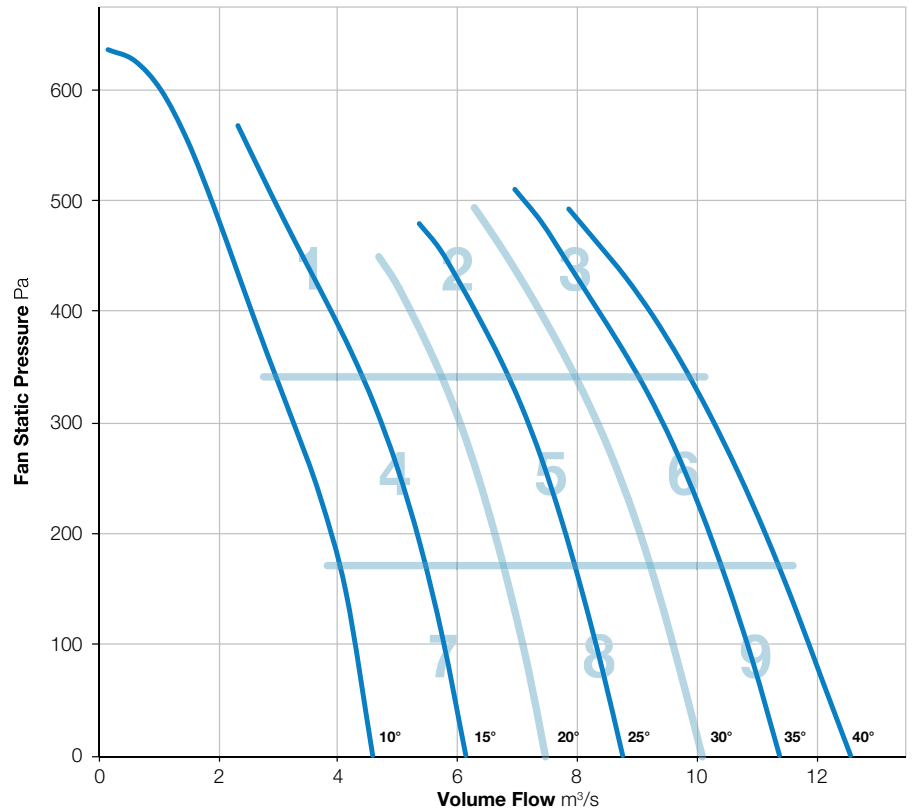
BS EN ISO 5136:2009

Type D installation

Form B



Elta Fans Limited certifies that the Axial Fans shown herein are licensed to bear the AMCA Seal. The ratings shown are based on tests and procedures performed in accordance with AMCA Publication 211 and comply with the requirements of the AMCA Certified Ratings Program. Performance certified is for Installation Type D: Ducted Inlet, Ducted Outlet. Performance ratings do not include the effects of appurtenances (accessories).



Zone		In-duct Sound Power Level (SWL) re 1pW									SPL dBA @ 3m*
		63Hz	125Hz	250Hz	500Hz	1kHz	2kHz	4kHz	8kHz	Total	
1	Inlet	For sound data please contact Elta Fans.									
	Outlet										
2	Inlet										
	Outlet										
3	Inlet										
	Outlet										
4	Inlet										
	Outlet										
5	Inlet										
	Outlet										
6	Inlet										
	Outlet										
7	Inlet										
	Outlet										
8	Inlet										
	Outlet										
9	Inlet										
	Outlet										

*Sound Pressure Level (SPL) is average spherical free-field re 20µPa, for comparative use only.
Power rating (watts, kW or BHP) does not include transmission losses.
The AMCA certified ratings seal applies to air performance only.



800-352-3

1440 r/min



Nominal Diameter

800mm



Hub Type

352



Number of Blades

3



BS ISO 5801:2017

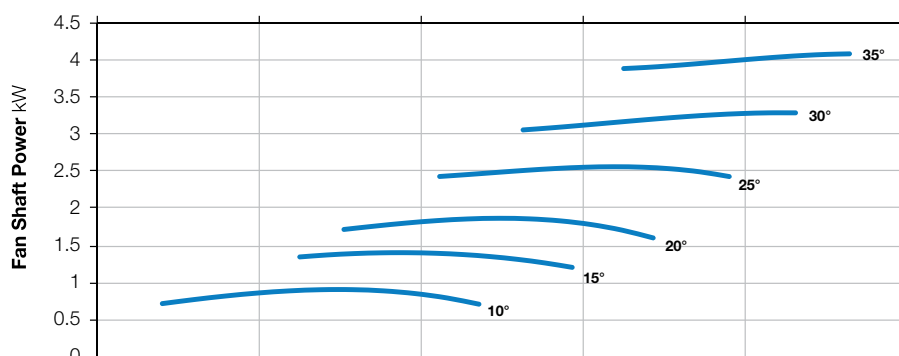
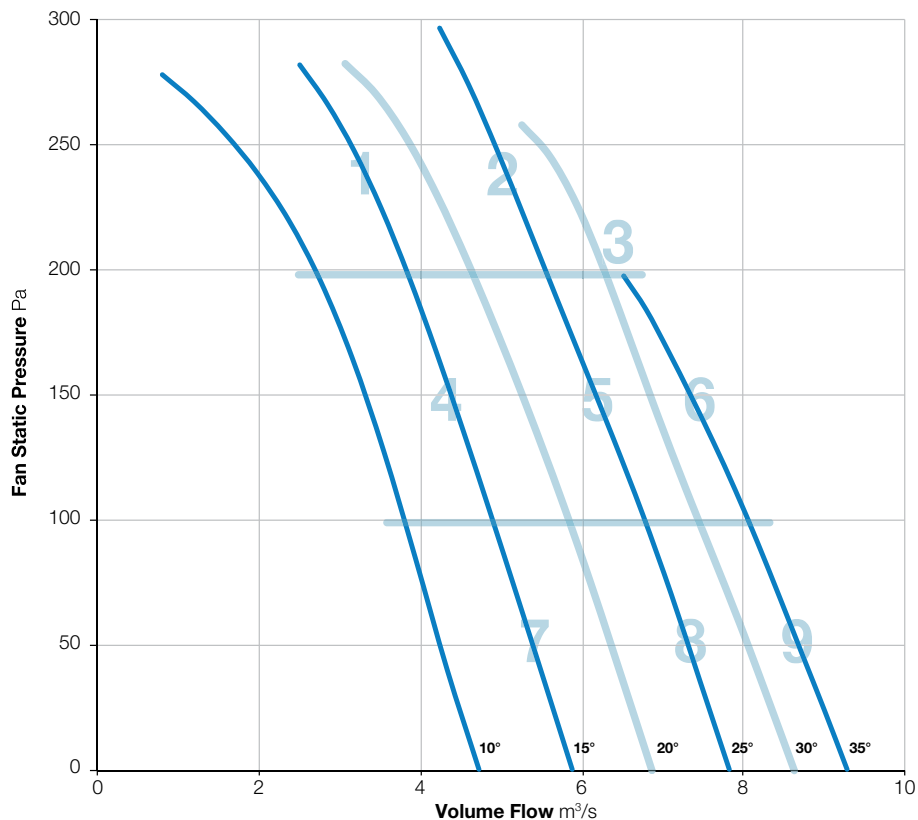
BS EN ISO 5136:2009

Type D installation

Form B



Elta Fans Limited certifies that the Axial Fans shown herein are licensed to bear the AMCA Seal. The ratings shown are based on tests and procedures performed in accordance with AMCA Publication 211 and comply with the requirements of the AMCA Certified Ratings Program. Performance certified is for Installation Type D: Ducted Inlet, Ducted Outlet. Performance ratings do not include the effects of appurtenances (accessories).



Zone		In-duct Sound Power Level (SWL) re 1pW									SPL dBA @ 3m*
		63Hz	125Hz	250Hz	500Hz	1kHz	2kHz	4kHz	8kHz	Total	
1	Inlet	90	83	82	84	83	81	77	70	93	67
	Outlet	94	84	82	82	82	81	76	70	95	66
2	Inlet	94	87	83	84	83	79	76	72	96	67
	Outlet	94	87	83	83	82	79	75	73	96	66
3	Inlet	96	90	85	86	85	81	78	75	98	69
	Outlet	97	90	86	87	85	82	79	80	99	70
4	Inlet	90	84	82	83	82	80	77	72	93	66
	Outlet	92	84	82	82	81	79	76	71	94	65
5	Inlet	93	86	83	84	83	79	76	72	95	67
	Outlet	93	87	83	82	82	79	75	71	95	66
6	Inlet	95	89	85	86	85	81	78	75	97	69
	Outlet	96	90	86	86	85	82	79	78	98	69
7	Inlet	89	82	81	83	82	80	76	69	92	66
	Outlet	93	83	81	81	81	80	75	69	94	65
8	Inlet	92	88	84	86	84	82	79	76	95	69
	Outlet	93	87	85	85	84	82	79	76	96	68
9	Inlet	97	90	88	88	86	83	79	77	99	70
	Outlet	97	91	88	87	85	82	80	78	99	70

*Sound Pressure Level (SPL) is average spherical free-field re 20μPa, for comparative use only.
Power rating (watts, kW or BHP) does not include transmission losses.
The AMCA certified ratings seal applies to air performance only.



800-352-6

1440 r/min



Nominal Diameter

800mm



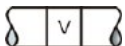
Hub Type

352



Number of Blades

6



BS ISO 5801:2017

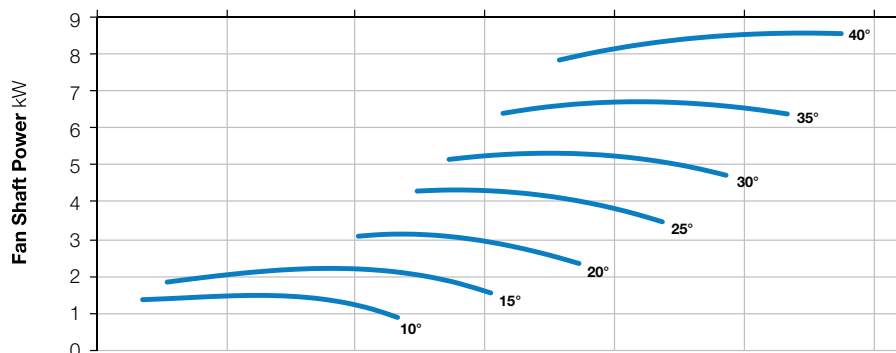
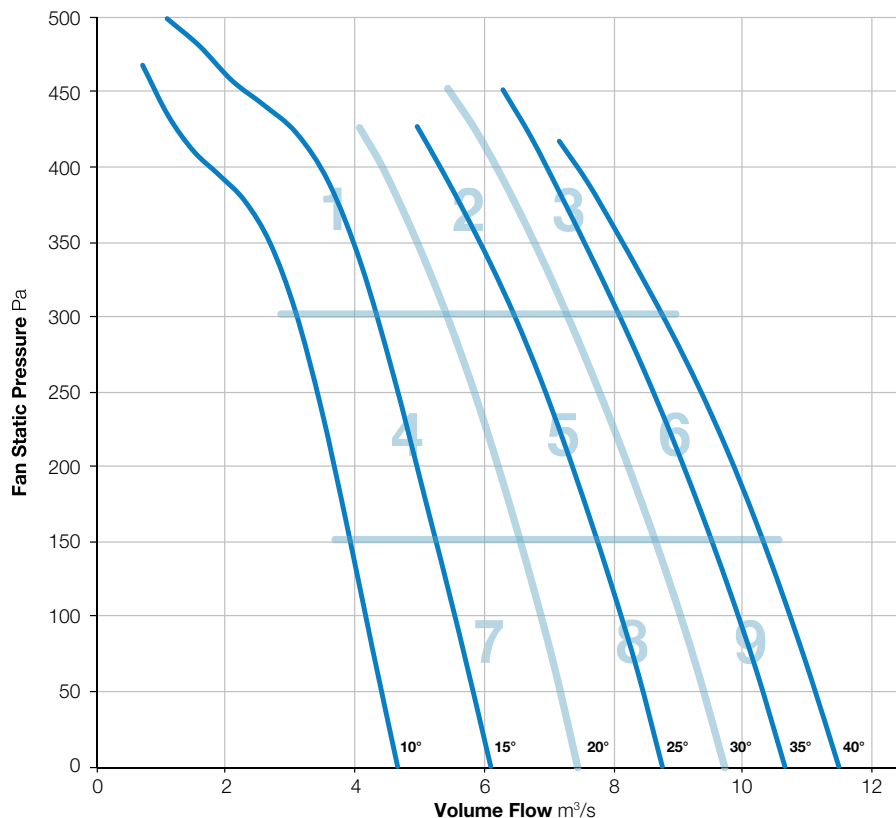
BS EN ISO 5136:2009

Type D installation

Form B



Elta Fans Limited certifies that the Axial Fans shown herein are licensed to bear the AMCA Seal. The ratings shown are based on tests and procedures performed in accordance with AMCA Publication 211 and comply with the requirements of the AMCA Certified Ratings Program. Performance certified is for Installation Type D: Ducted Inlet, Ducted Outlet. Performance ratings do not include the effects of appurtenances (accessories).



Zone		In-duct Sound Power Level (SWL) re 1pW									SPL dBA @ 3m*
		63Hz	125Hz	250Hz	500Hz	1kHz	2kHz	4kHz	8kHz	Total	
1	Inlet	80	87	85	90	89	85	80	73	95	72
	Outlet	82	87	84	88	89	85	80	73	94	72
2	Inlet	87	90	85	86	85	81	77	72	94	69
	Outlet	88	90	85	85	84	80	77	74	94	68
3	Inlet	91	92	88	88	87	83	79	76	97	71
	Outlet	92	94	89	88	88	84	81	79	98	72
4	Inlet	81	87	83	84	84	82	79	73	92	68
	Outlet	82	86	83	83	84	82	78	73	92	68
5	Inlet	87	90	85	85	85	81	78	73	94	68
	Outlet	87	90	84	84	85	81	77	73	94	68
6	Inlet	91	92	88	88	87	82	79	74	97	70
	Outlet	92	94	88	88	88	84	80	77	98	71
7	Inlet	82	86	85	86	86	84	82	76	93	70
	Outlet	83	87	85	84	86	84	81	72	93	70
8	Inlet	88	91	85	86	84	83	79	73	95	69
	Outlet	88	90	85	84	85	83	78	72	94	69
9	Inlet	93	94	90	89	88	85	82	77	99	72
	Outlet	93	95	90	89	89	85	81	78	99	73

*Sound Pressure Level (SPL) is average spherical free-field re 20μPa, for comparative use only.
Power rating (watts, kW or BHP) does not include transmission losses.
The AMCA certified ratings seal applies to air performance only.



800-352-9

1440 r/min



Nominal Diameter

800mm



Hub Type

352



Number of Blades

9



BS ISO 5801:2017

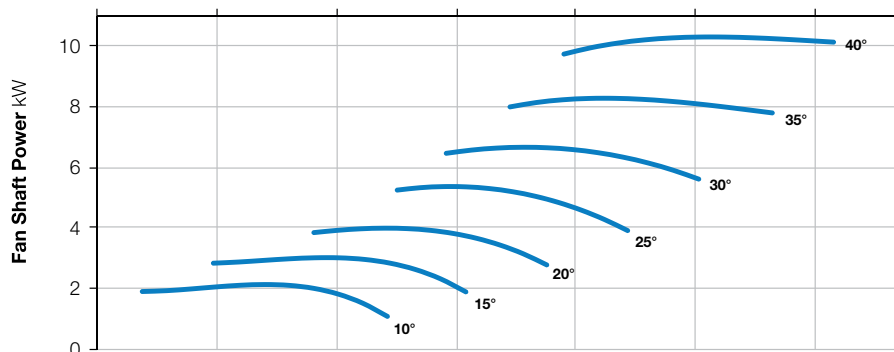
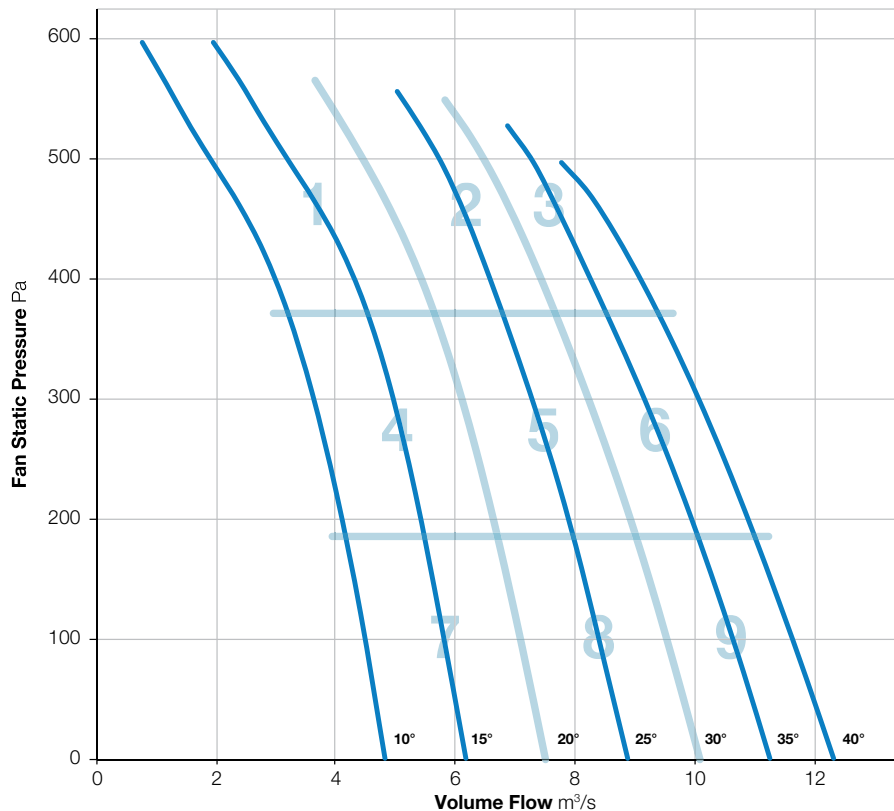
BS EN ISO 5136:2009

Type D installation

Form B



Elta Fans Limited certifies that the Axial Fans shown herein are licensed to bear the AMCA Seal. The ratings shown are based on tests and procedures performed in accordance with AMCA Publication 211 and comply with the requirements of the AMCA Certified Ratings Program. Performance certified is for Installation Type D: Ducted Inlet, Ducted Outlet. Performance ratings do not include the effects of appurtenances (accessories).



Zone		In-duct Sound Power Level (SWL) re 1pW									SPL dBA @ 3m*
		63Hz	125Hz	250Hz	500Hz	1kHz	2kHz	4kHz	8kHz	Total	
1	Inlet	88	86	88	91	90	87	82	75	97	74
	Outlet	89	86	87	90	90	87	82	75	96	73
2	Inlet	91	88	89	87	87	83	79	73	96	70
	Outlet	91	88	88	86	86	83	79	74	96	70
3	Inlet	94	91	91	90	87	84	80	75	98	72
	Outlet	95	92	91	89	88	85	82	78	99	72
4	Inlet	89	84	87	87	86	84	83	76	95	71
	Outlet	90	85	87	86	86	84	82	75	95	70
5	Inlet	91	87	88	87	86	83	79	72	96	70
	Outlet	92	87	88	85	86	84	78	72	96	70
6	Inlet	93	91	90	88	86	83	79	74	97	70
	Outlet	96	92	91	88	88	85	81	76	99	72
7	Inlet	87	81	87	86	86	85	84	74	94	71
	Outlet	89	83	86	85	85	85	83	73	94	70
8	Inlet	93	89	89	89	87	85	81	74	97	72
	Outlet	93	89	90	87	87	86	81	73	97	71
9	Inlet	95	93	91	90	88	84	81	76	99	72
	Outlet	97	93	92	90	88	85	83	76	100	73

*Sound Pressure Level (SPL) is average spherical free-field re 20μPa, for comparative use only.
Power rating (watts, kW or BHP) does not include transmission losses.
The AMCA certified ratings seal applies to air performance only.



800-352-12

1440 r/min



Nominal Diameter

800mm



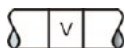
Hub Type

352



Number of Blades

12



BS ISO 5801:2017

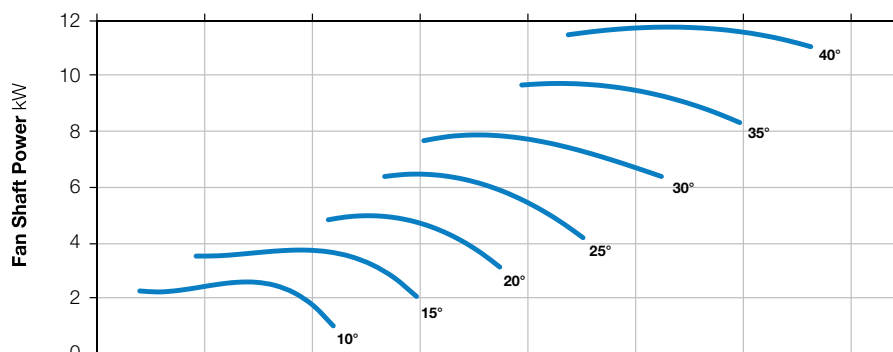
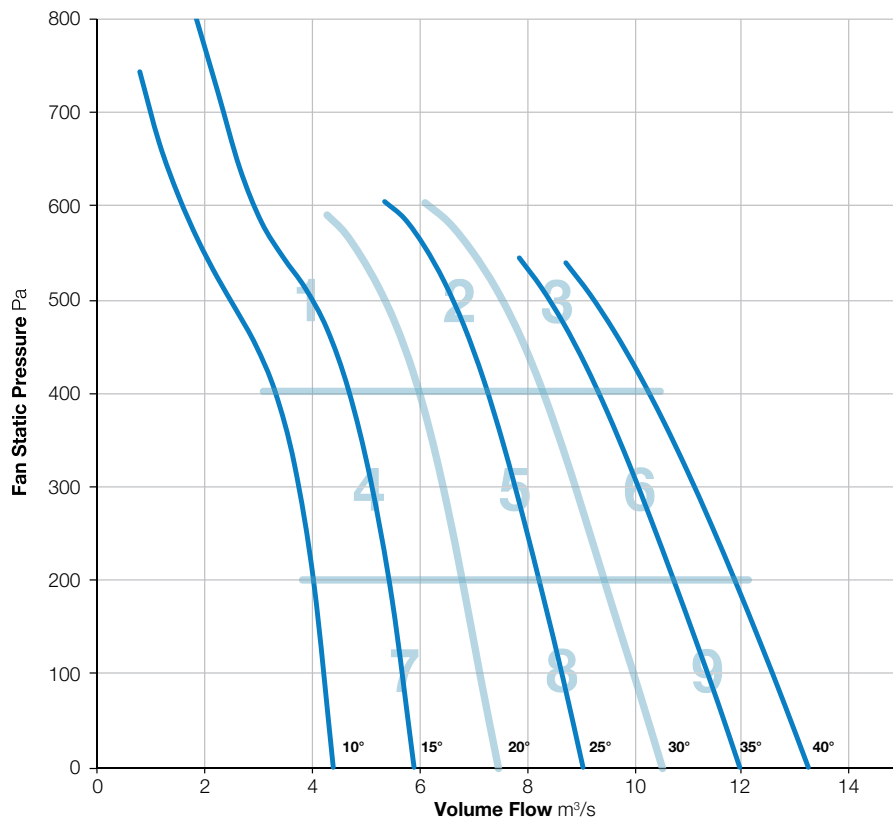
BS ISO 13347-2:2004

Type D installation

Form B



Elta Fans Limited certifies that the Axial Fans shown herein are licensed to bear the AMCA Seal. The ratings shown are based on tests and procedures performed in accordance with AMCA Publications 211 & 311 and comply with the requirements of the AMCA Certified Ratings Program. Performance certified is for Installation Type D: Ducted Inlet, Ducted Outlet. Performance ratings do not include the effects of appurtenances (accessories).



Zone		In-duct Sound Power Level (SWL) re 1pW									SPL dBA @ 3m*
		63Hz	125Hz	250Hz	500Hz	1kHz	2kHz	4kHz	8kHz	Total	
1	Inlet	90	90	95	96	91	86	81	77	100	76
	Outlet	94	91	96	95	92	87	82	79	101	76
2	Inlet	90	85	91	87	85	83	80	76	96	70
	Outlet	94	89	93	88	87	85	82	79	98	72
3	Inlet	94	89	93	89	87	85	81	79	99	72
	Outlet	97	92	95	90	89	86	83	81	101	74
4	Inlet	84	81	88	89	88	85	81	77	95	72
	Outlet	86	81	89	88	88	85	81	77	95	72
5	Inlet	90	86	91	87	85	82	79	76	96	70
	Outlet	95	90	93	88	86	84	80	77	99	71
6	Inlet	95	89	93	90	87	85	81	77	99	72
	Outlet	97	93	96	91	90	87	83	80	101	74
7	Inlet	84	82	89	86	85	83	82	78	94	70
	Outlet	89	85	89	86	85	83	81	78	95	70
8	Inlet	91	87	92	88	86	83	81	78	97	71
	Outlet	95	91	93	89	87	85	81	78	99	72
9	Inlet	95	91	94	90	88	85	81	77	100	73
	Outlet	98	95	97	92	91	88	83	80	103	75

*Sound Pressure Level (SPL) is average spherical free-field re 20µPa, for comparative use only. dBA levels are not licensed by AMCA International.

Power rating (watts, kW or BHP) does not include transmission losses.

The sound power level ratings shown are in decibels, referred to 10⁻¹² watts, calculated per AMCA Standard 301. Values shown are for inlet L_{wa} and outlet L_{wo} sound power levels for Installation Type D: ducted inlet, ducted outlet. Ratings include the effect of duct end correction.



800-400-9

1440 r/min



Nominal Diameter

800mm



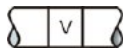
Hub Type

400



Number of Blades

9



BS ISO 5801:2017

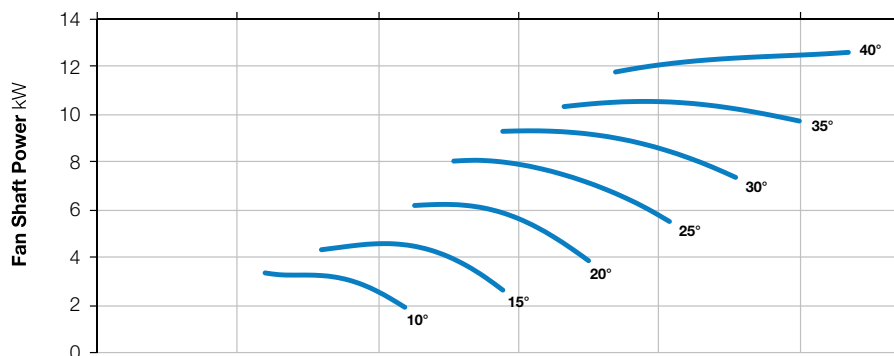
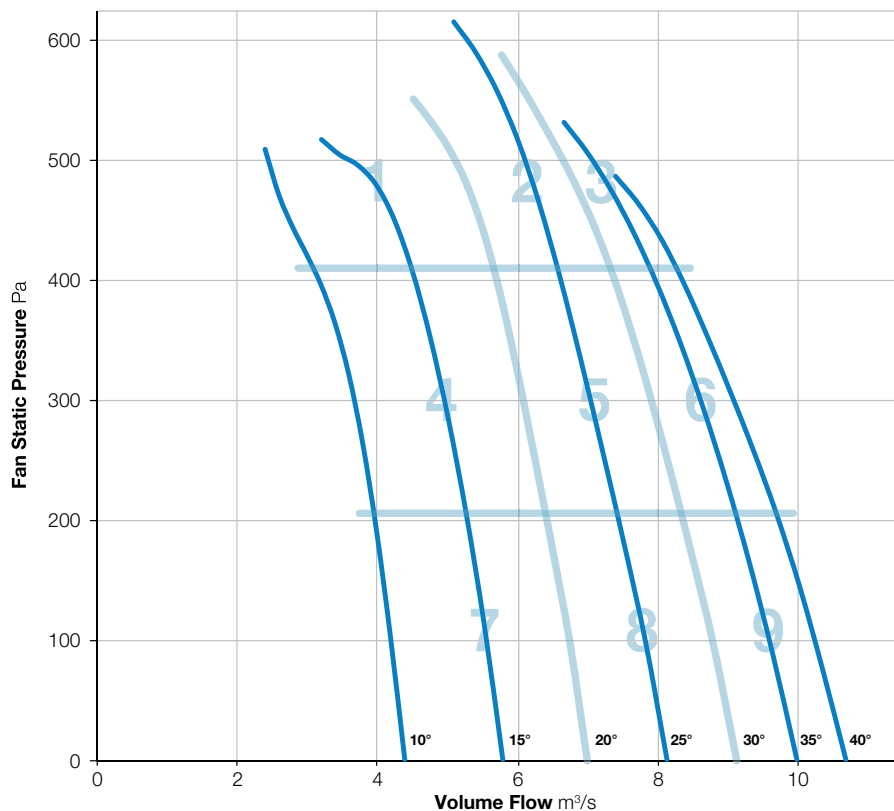
BS EN ISO 5136:2009

Type D installation

Form B



Elta Fans Limited certifies that the Axial Fans shown herein are licensed to bear the AMCA Seal. The ratings shown are based on tests and procedures performed in accordance with AMCA Publication 211 and comply with the requirements of the AMCA Certified Ratings Program. Performance certified is for Installation Type D: Ducted Inlet, Ducted Outlet. Performance ratings do not include the effects of appurtenances (accessories).



Zone		In-duct Sound Power Level (SWL) re 1pW									SPL dBA @ 3m*
		63Hz	125Hz	250Hz	500Hz	1kHz	2kHz	4kHz	8kHz	Total	
1	Inlet	91	93	97	98	95	89	85	78	103	79
	Outlet	92	94	96	98	95	91	85	78	103	79
2	Inlet	93	91	92	90	90	86	82	75	99	73
	Outlet	95	92	92	90	91	87	83	78	100	74
3	Inlet	94	93	92	91	89	85	82	77	99	73
	Outlet	95	93	92	91	89	86	84	80	100	74
4	Inlet	88	85	90	90	90	87	85	77	97	74
	Outlet	90	87	91	89	91	88	85	78	98	74
5	Inlet	92	89	91	89	89	85	81	73	98	72
	Outlet	93	89	91	87	88	86	81	75	98	72
6	Inlet	94	92	92	90	87	85	81	77	99	72
	Outlet	97	93	92	89	88	86	83	78	100	73
7	Inlet	89	85	93	89	90	88	86	78	98	74
	Outlet	91	87	92	89	90	89	85	77	98	74
8	Inlet	92	89	91	89	89	86	81	75	98	73
	Outlet	93	88	91	88	89	86	81	74	98	72
9	Inlet	95	93	90	90	88	85	82	78	99	72
	Outlet	97	93	91	89	88	86	83	79	100	73

*Sound Pressure Level (SPL) is average spherical free-field re 20μPa, for comparative use only.
Power rating (watts, kW or BHP) does not include transmission losses.
The AMCA certified ratings seal applies to air performance only.



800-131-6

2880 r/min



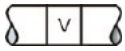
Nominal Diameter
800mm



Hub Type
131



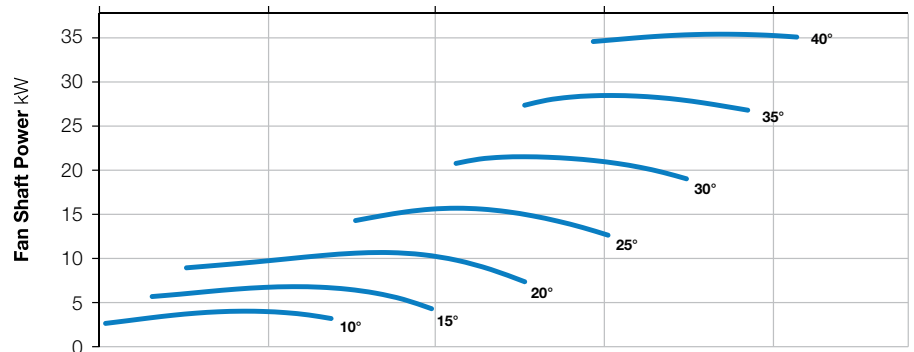
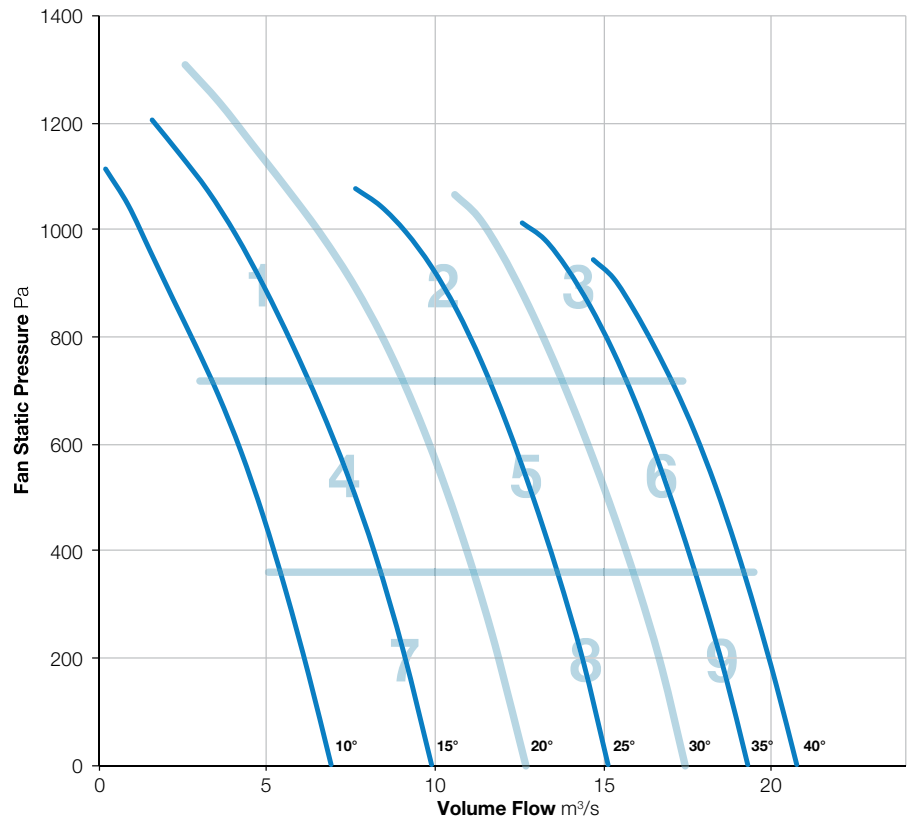
Number of Blades
6



BS ISO 5801:2017
BS EN ISO 5136:2009
Type D installation
Form B



Elta Fans Limited certifies that the Axial Fans shown herein are licensed to bear the AMCA Seal. The ratings shown are based on tests and procedures performed in accordance with AMCA Publication 211 and comply with the requirements of the AMCA Certified Ratings Program. Performance certified is for Installation Type D: Ducted Inlet, Ducted Outlet. Performance ratings do not include the effects of appurtenances (accessories).



Zone		In-duct Sound Power Level (SWL) re 1pW									SPL dBA @ 3m*
		63Hz	125Hz	250Hz	500Hz	1kHz	2kHz	4kHz	8kHz	Total	
1	Inlet	For sound data please contact Elta Fans.									
	Outlet										
2	Inlet										
	Outlet										
3	Inlet										
	Outlet										
4	Inlet										
	Outlet										
5	Inlet										
	Outlet										
6	Inlet										
	Outlet										
7	Inlet										
	Outlet										
8	Inlet										
	Outlet										
9	Inlet										
	Outlet										

*Sound Pressure Level (SPL) is average spherical free-field re 20µPa, for comparative use only.
Power rating (watts, kW or BHP) does not include transmission losses.
The AMCA certified ratings seal applies to air performance only.



800-181-3

2880 r/min



Nominal Diameter

800mm



Hub Type

181



Number of Blades

3

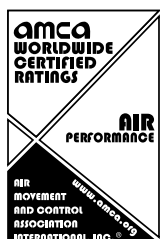


BS ISO 5801:2017

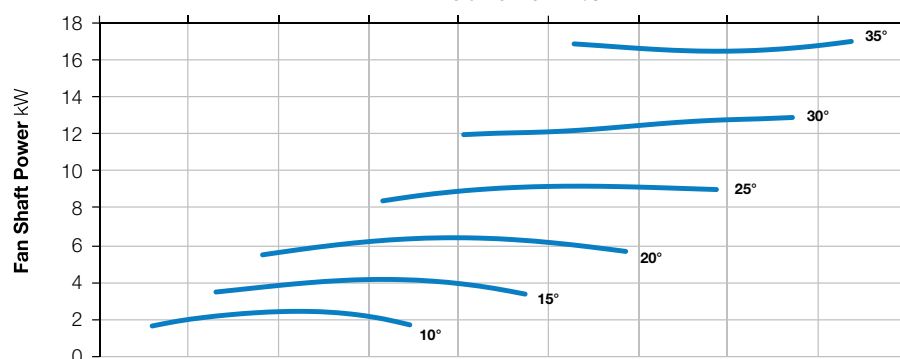
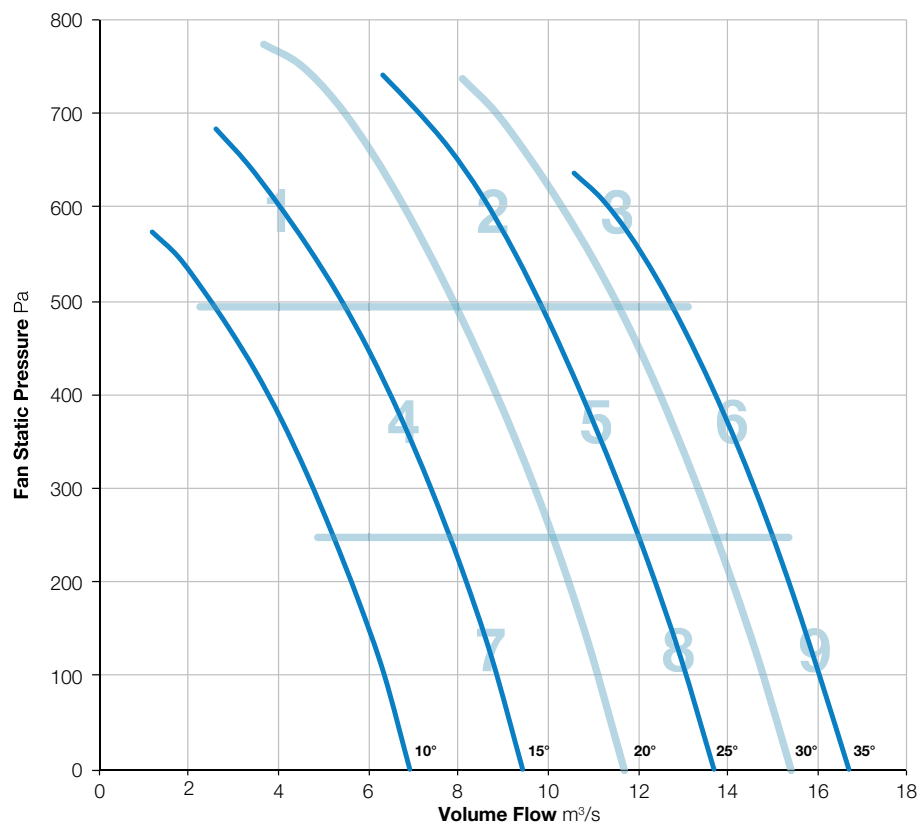
BS EN ISO 5136:2009

Type D installation

Form B



Elta Fans Limited certifies that the Axial Fans shown herein are licensed to bear the AMCA Seal. The ratings shown are based on tests and procedures performed in accordance with AMCA Publication 211 and comply with the requirements of the AMCA Certified Ratings Program. Performance certified is for Installation Type D: Ducted Inlet, Ducted Outlet. Performance ratings do not include the effects of appurtenances (accessories).



Zone		In-duct Sound Power Level (SWL) re 1pW									SPL dBA @ 3m*
		63Hz	125Hz	250Hz	500Hz	1kHz	2kHz	4kHz	8kHz	Total	
1	Inlet	For sound data please contact Elta Fans.									
	Outlet										
2	Inlet										
	Outlet										
3	Inlet										
	Outlet										
4	Inlet										
	Outlet										
5	Inlet										
	Outlet										
6	Inlet										
	Outlet										
7	Inlet										
	Outlet										
8	Inlet										
	Outlet										
9	Inlet										
	Outlet										

*Sound Pressure Level (SPL) is average spherical free-field re 20µPa, for comparative use only.
Power rating (watts, kW or BHP) does not include transmission losses.
The AMCA certified ratings seal applies to air performance only.



800-181-6

2880 r/min



Nominal Diameter

800mm



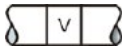
Hub Type

181



Number of Blades

6



BS ISO 5801:2017

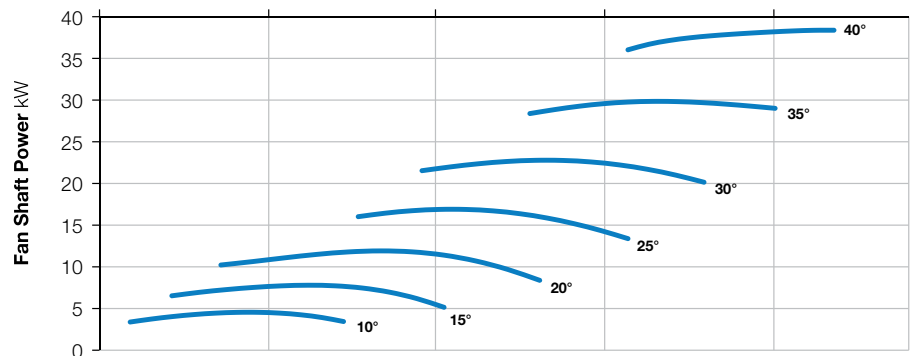
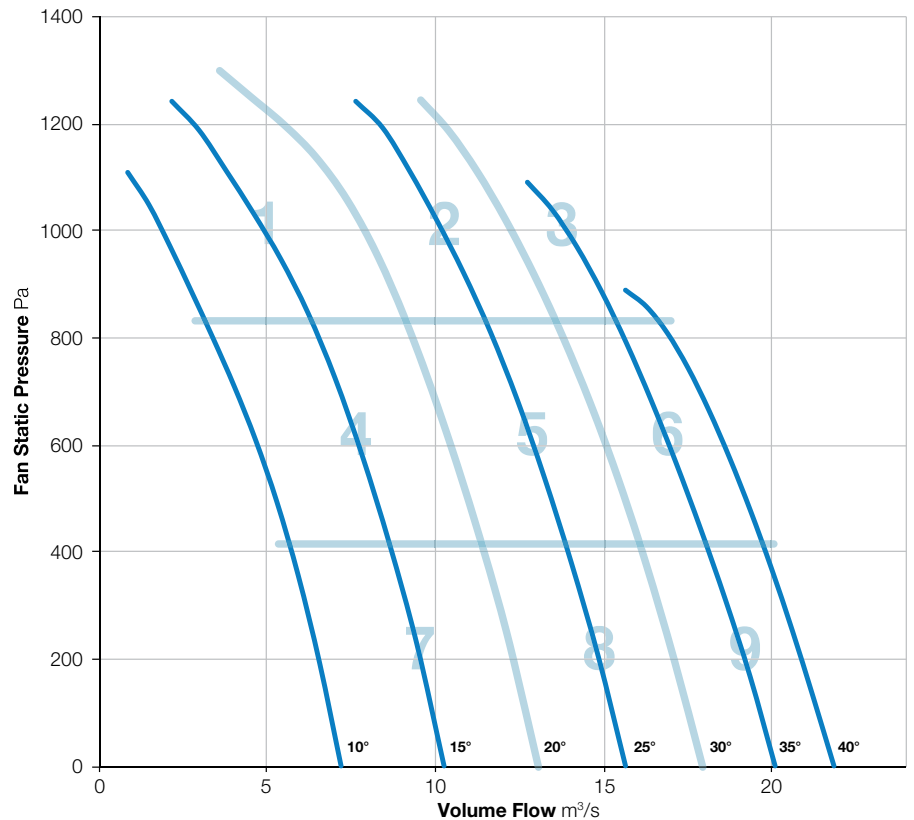
BS EN ISO 5136:2009

Type D installation

Form B



Elta Fans Limited certifies that the Axial Fans shown herein are licensed to bear the AMCA Seal. The ratings shown are based on tests and procedures performed in accordance with AMCA Publication 211 and comply with the requirements of the AMCA Certified Ratings Program. Performance certified is for Installation Type D: Ducted Inlet, Ducted Outlet. Performance ratings do not include the effects of appurtenances (accessories).



Zone		In-duct Sound Power Level (SWL) re 1pW									SPL dBA @ 3m*
		63Hz	125Hz	250Hz	500Hz	1kHz	2kHz	4kHz	8kHz	Total	
1	Inlet	For sound data please contact Elta Fans.									
	Outlet										
2	Inlet										
	Outlet										
3	Inlet										
	Outlet										
4	Inlet										
	Outlet										
5	Inlet										
	Outlet										
6	Inlet										
	Outlet										
7	Inlet										
	Outlet										
8	Inlet										
	Outlet										
9	Inlet										
	Outlet										

*Sound Pressure Level (SPL) is average spherical free-field re 20µPa, for comparative use only.
Power rating (watts, kW or BHP) does not include transmission losses.
The AMCA certified ratings seal applies to air performance only.



800-181-9

2880 r/min



Nominal Diameter

800mm



Hub Type

181



Number of Blades

9

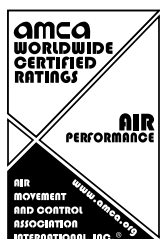


BS ISO 5801:2017

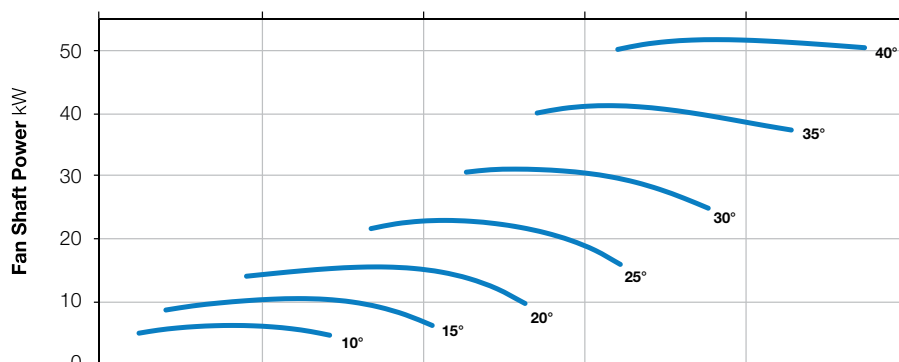
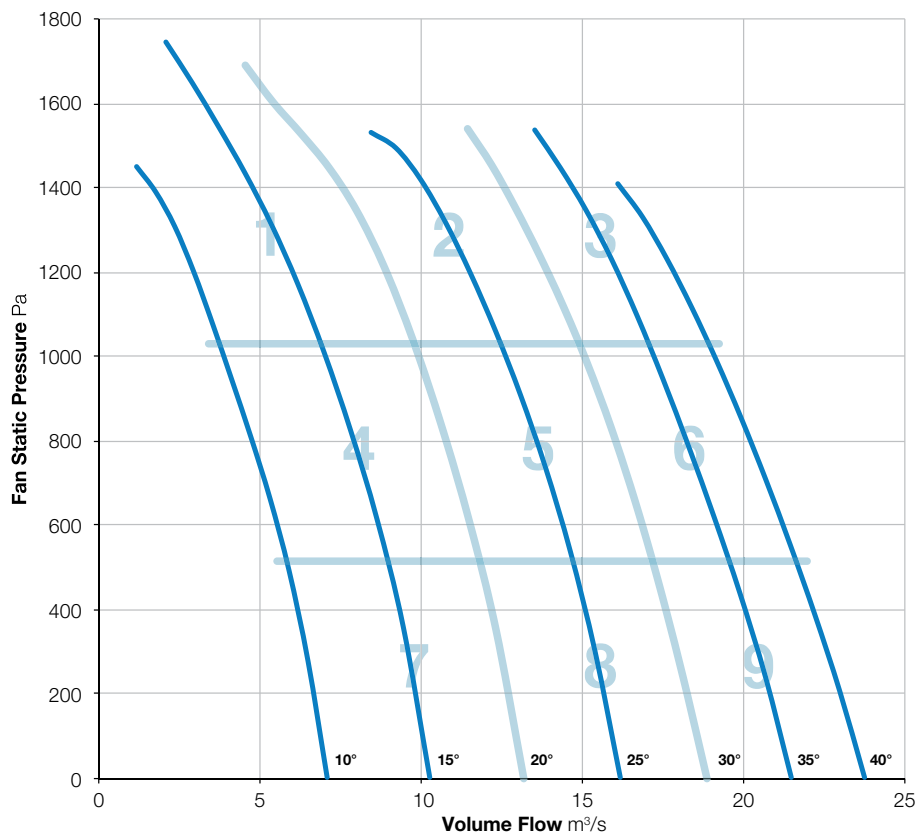
BS EN ISO 5136:2009

Type D installation

Form B



Elta Fans Limited certifies that the Axial Fans shown herein are licensed to bear the AMCA Seal. The ratings shown are based on tests and procedures performed in accordance with AMCA Publication 211 and comply with the requirements of the AMCA Certified Ratings Program. Performance certified is for Installation Type D: Ducted Inlet, Ducted Outlet. Performance ratings do not include the effects of appurtenances (accessories).



Zone		In-duct Sound Power Level (SWL) re 1pW									SPL dBA @ 3m*
		63Hz	125Hz	250Hz	500Hz	1kHz	2kHz	4kHz	8kHz	Total	
1	Inlet	For sound data please contact Elta Fans.									
	Outlet										
2	Inlet										
	Outlet										
3	Inlet										
	Outlet										
4	Inlet										
	Outlet										
5	Inlet										
	Outlet										
6	Inlet										
	Outlet										
7	Inlet										
	Outlet										
8	Inlet										
	Outlet										
9	Inlet										
	Outlet										

*Sound Pressure Level (SPL) is average spherical free-field re 20µPa, for comparative use only.
Power rating (watts, kW or BHP) does not include transmission losses.
The AMCA certified ratings seal applies to air performance only.



800-182-3

2880 r/min



Nominal Diameter

800mm



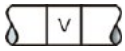
Hub Type

182



Number of Blades

3



BS ISO 5801:2017

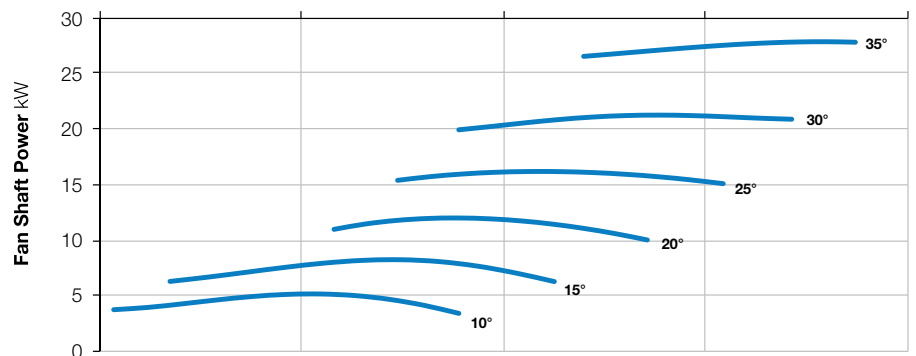
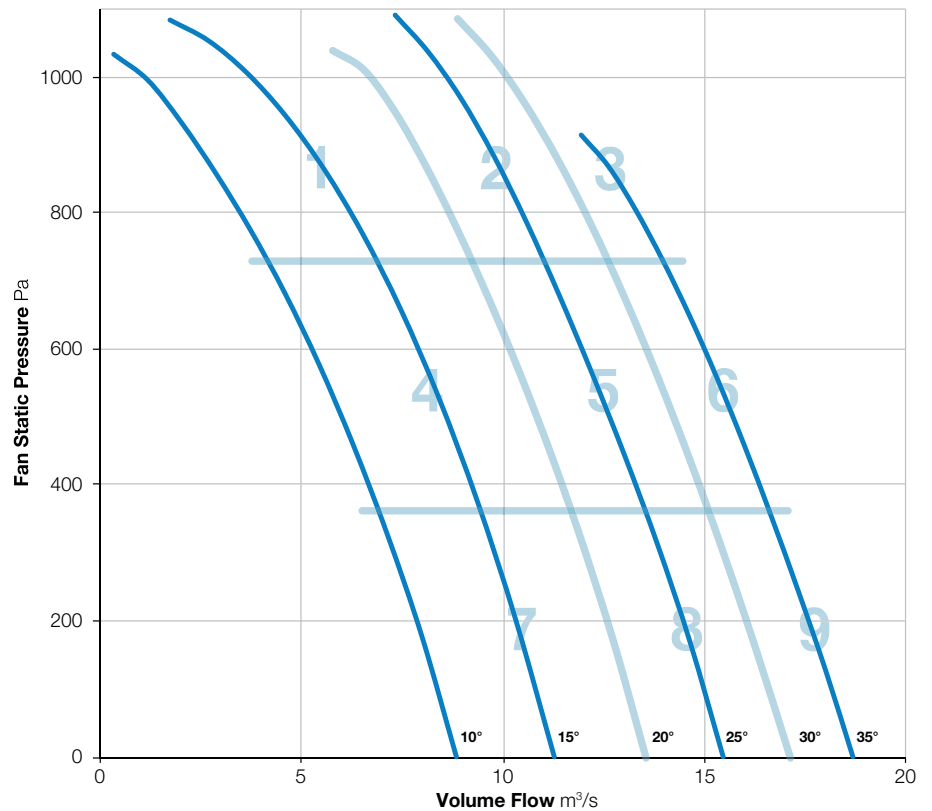
BS EN ISO 5136:2009

Type D installation

Form B



Elta Fans Limited certifies that the Axial Fans shown herein are licensed to bear the AMCA Seal. The ratings shown are based on tests and procedures performed in accordance with AMCA Publication 211 and comply with the requirements of the AMCA Certified Ratings Program. Performance certified is for Installation Type D: Ducted Inlet, Ducted Outlet. Performance ratings do not include the effects of appurtenances (accessories).



Zone		In-duct Sound Power Level (SWL) re 1pW									SPL dBA @ 3m*
		63Hz	125Hz	250Hz	500Hz	1kHz	2kHz	4kHz	8kHz	Total	
1	Inlet	For sound data please contact Elta Fans.									
	Outlet										
2	Inlet										
	Outlet										
3	Inlet										
	Outlet										
4	Inlet										
	Outlet										
5	Inlet										
	Outlet										
6	Inlet										
	Outlet										
7	Inlet										
	Outlet										
8	Inlet										
	Outlet										
9	Inlet										
	Outlet										

*Sound Pressure Level (SPL) is average spherical free-field re 20µPa, for comparative use only.
Power rating (watts, kW or BHP) does not include transmission losses.
The AMCA certified ratings seal applies to air performance only.



800-182-6

2880 r/min



Nominal Diameter

800mm



Hub Type

182



Number of Blades

6



BS ISO 5801:2017

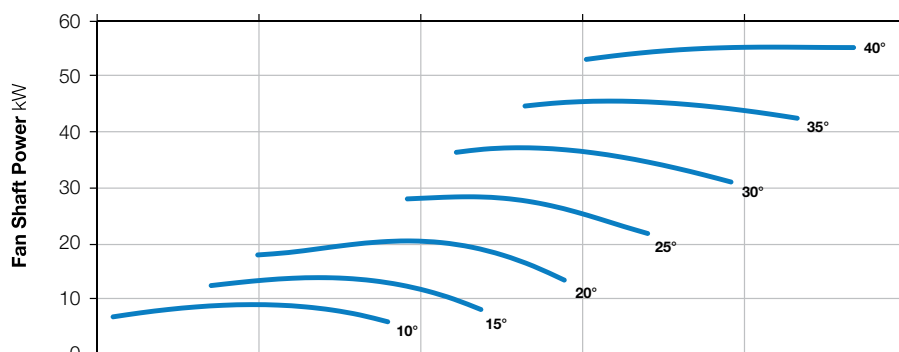
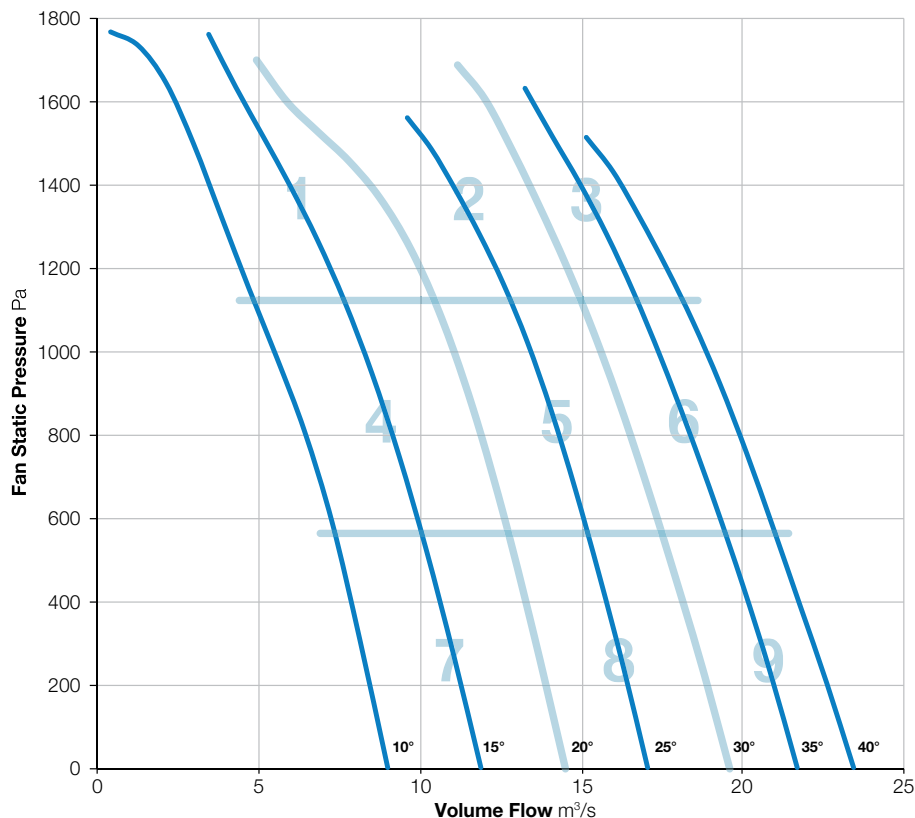
BS EN ISO 5136:2009

Type D installation

Form B



Elta Fans Limited certifies that the Axial Fans shown herein are licensed to bear the AMCA Seal. The ratings shown are based on tests and procedures performed in accordance with AMCA Publication 211 and comply with the requirements of the AMCA Certified Ratings Program. Performance certified is for Installation Type D: Ducted Inlet, Ducted Outlet. Performance ratings do not include the effects of appurtenances (accessories).



Zone		In-duct Sound Power Level (SWL) re 1pW									SPL dBA @ 3m*
		63Hz	125Hz	250Hz	500Hz	1kHz	2kHz	4kHz	8kHz	Total	
1	Inlet	For sound data please contact Elta Fans.									
	Outlet										
2	Inlet										
	Outlet										
3	Inlet										
	Outlet										
4	Inlet										
	Outlet										
5	Inlet										
	Outlet										
6	Inlet										
	Outlet										
7	Inlet										
	Outlet										
8	Inlet										
	Outlet										
9	Inlet										
	Outlet										

*Sound Pressure Level (SPL) is average spherical free-field re 20μPa, for comparative use only.
Power rating (watts, kW or BHP) does not include transmission losses.
The AMCA certified ratings seal applies to air performance only.



800-251-6

2880 r/min



Nominal Diameter

800mm



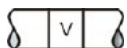
Hub Type

251



Number of Blades

6



BS ISO 5801:2017

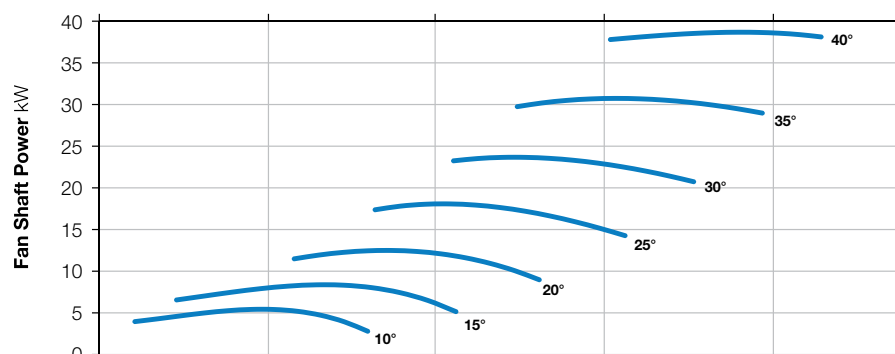
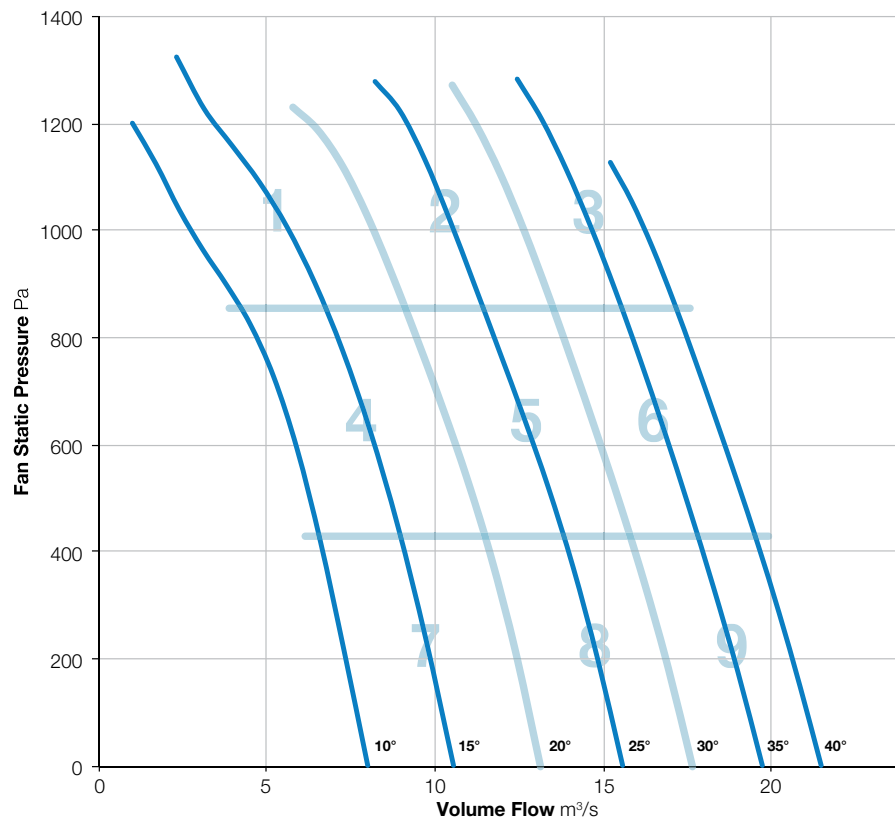
BS EN ISO 5136:2009

Type D installation

Form B



Elta Fans Limited certifies that the Axial Fans shown herein are licensed to bear the AMCA Seal. The ratings shown are based on tests and procedures performed in accordance with AMCA Publication 211 and comply with the requirements of the AMCA Certified Ratings Program. Performance certified is for Installation Type D: Ducted Inlet, Ducted Outlet. Performance ratings do not include the effects of appurtenances (accessories).



Zone		In-duct Sound Power Level (SWL) re 1pW									SPL dBA @ 3m*
		63Hz	125Hz	250Hz	500Hz	1kHz	2kHz	4kHz	8kHz	Total	
1	Inlet	99	101	104	107	108	105	100	95	113	91
	Outlet	100	101	103	106	107	104	100	94	112	90
2	Inlet	100	101	102	100	99	101	100	95	109	86
	Outlet	102	103	102	101	99	102	99	96	110	86
3	Inlet	104	104	105	103	101	104	102	98	112	89
	Outlet	106	106	106	102	102	104	103	99	113	89
4	Inlet	95	96	101	99	99	102	102	96	109	87
	Outlet	96	97	99	97	98	101	100	94	107	86
5	Inlet	101	101	104	102	100	101	100	96	110	87
	Outlet	103	103	103	101	99	101	99	95	110	86
6	Inlet	107	107	109	106	103	105	103	99	115	90
	Outlet	107	107	107	104	103	104	102	98	114	89
7	Inlet	95	95	101	98	96	98	97	94	106	83
	Outlet	97	97	100	96	96	98	99	93	106	84
8	Inlet	103	103	105	103	101	102	100	97	111	88
	Outlet	103	102	104	101	99	101	99	95	110	86
9	Inlet	108	107	109	106	103	105	102	99	115	90
	Outlet	108	108	108	105	103	105	103	99	115	90

*Sound Pressure Level (SPL) is average spherical free-field re 20μPa, for comparative use only.
Power rating (watts, kW or BHP) does not include transmission losses.
The AMCA certified ratings seal applies to air performance only.



800-251-9

2880 r/min



Nominal Diameter

800mm




Hub Type

251



Number of Blades

9



BS ISO 5801:2017

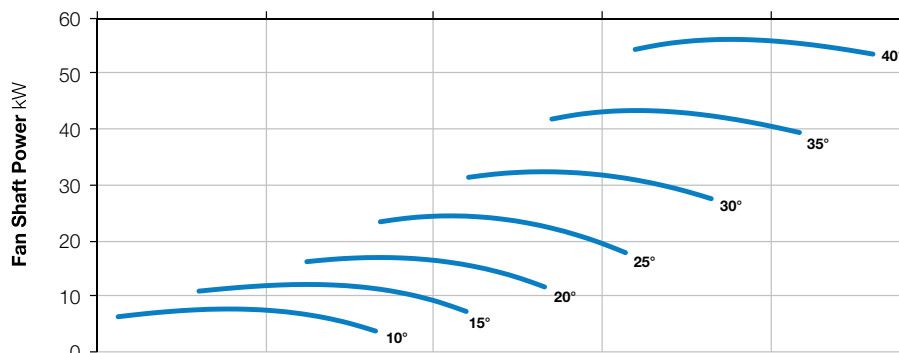
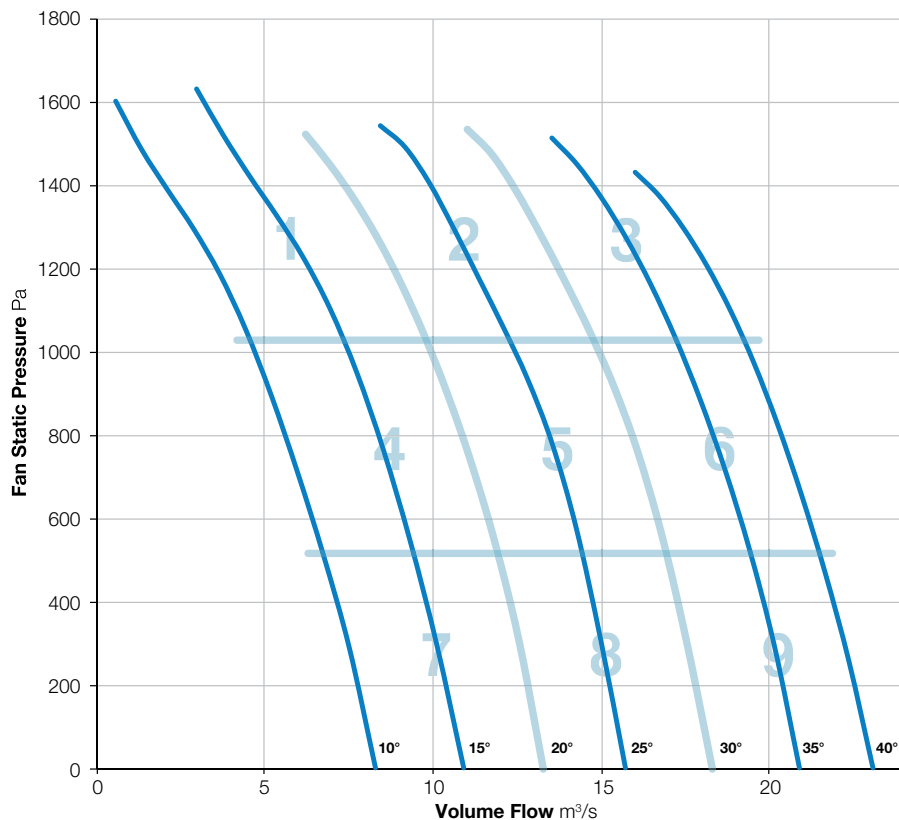
BS EN ISO 5136:2009

Type D installation

Form B



Elta Fans Limited certifies that the Axial Fans shown herein are licensed to bear the AMCA Seal. The ratings shown are based on tests and procedures performed in accordance with AMCA Publication 211 and comply with the requirements of the AMCA Certified Ratings Program. Performance certified is for Installation Type D: Ducted Inlet, Ducted Outlet. Performance ratings do not include the effects of appurtenances (accessories).



Zone		In-duct Sound Power Level (SWL) re 1pW									SPL dBA @ 3m*
		63Hz	125Hz	250Hz	500Hz	1kHz	2kHz	4kHz	8kHz	Total	
1	Inlet	103	104	100	107	109	108	103	97	114	93
	Outlet	104	104	100	105	108	107	103	97	114	92
2	Inlet	104	104	99	104	104	105	103	99	112	90
	Outlet	105	105	100	105	105	106	104	100	113	91
3	Inlet	105	106	102	105	104	104	102	99	113	90
	Outlet	107	107	104	106	104	104	103	99	114	90
4	Inlet	102	102	99	104	101	104	105	99	112	90
	Outlet	102	102	98	103	100	103	104	98	111	89
5	Inlet	103	103	101	103	101	101	101	98	111	87
	Outlet	105	105	102	104	101	102	101	97	112	88
6	Inlet	108	108	105	107	105	105	103	100	115	91
	Outlet	109	109	106	108	105	105	103	100	116	91
7	Inlet	102	102	97	102	100	101	101	99	110	87
	Outlet	102	102	98	102	99	100	100	97	109	86
8	Inlet	106	105	104	106	103	102	101	100	113	89
	Outlet	105	105	102	104	101	101	101	98	112	88
9	Inlet	107	108	105	108	105	105	103	99	115	91
	Outlet	109	109	106	108	105	105	103	100	116	91

*Sound Pressure Level (SPL) is average spherical free-field re 20μPa, for comparative use only.
Power rating (watts, kW or BHP) does not include transmission losses.
The AMCA certified ratings seal applies to air performance only.



800-251-12

2880 r/min



Nominal Diameter

800mm



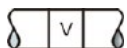
Hub Type

251



Number of Blades

12



BS ISO 5801:2017

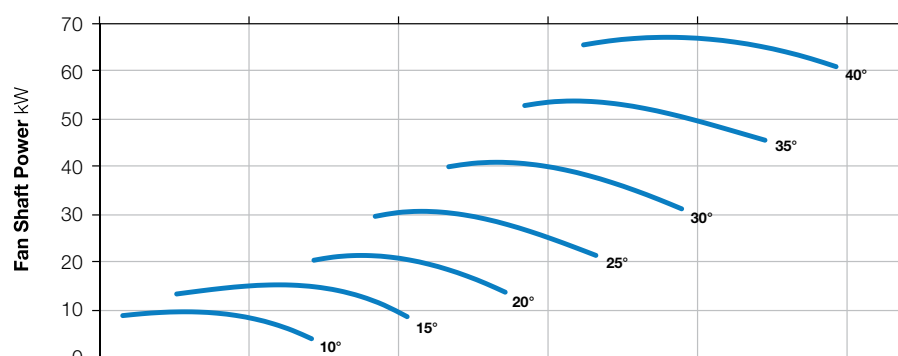
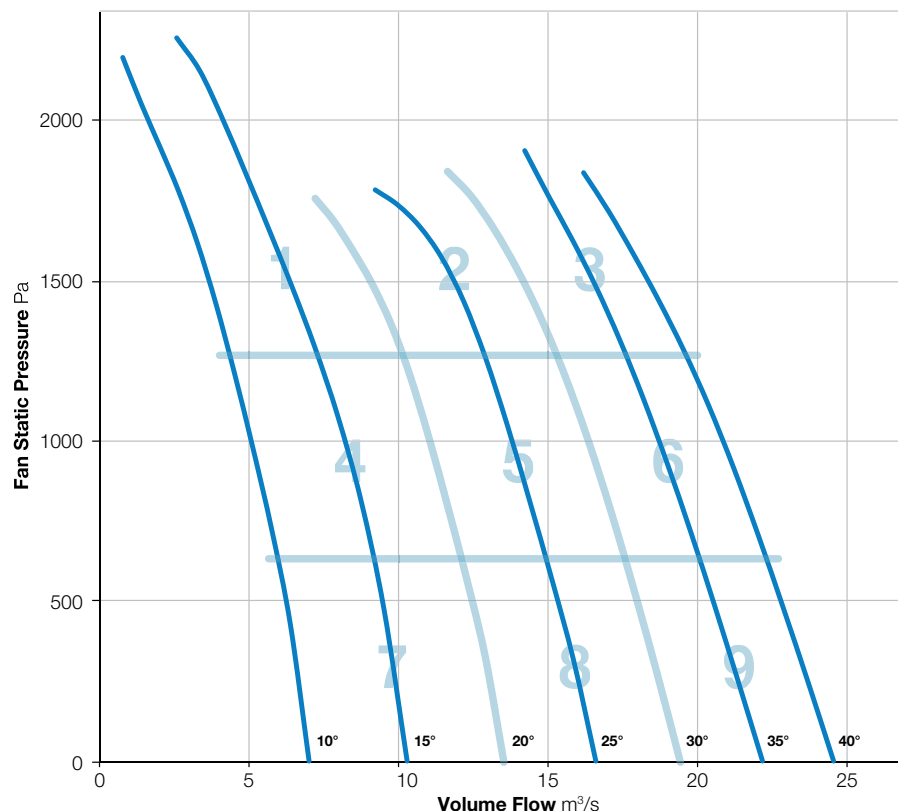
BS EN ISO 5136:2009

Type D installation

Form B



Elta Fans Limited certifies that the Axial Fans shown herein are licensed to bear the AMCA Seal. The ratings shown are based on tests and procedures performed in accordance with AMCA Publication 211 and comply with the requirements of the AMCA Certified Ratings Program. Performance certified is for Installation Type D: Ducted Inlet, Ducted Outlet. Performance ratings do not include the effects of appurtenances (accessories).



Zone		In-duct Sound Power Level (SWL) re 1pW									SPL dBA @ 3m*
		63Hz	125Hz	250Hz	500Hz	1kHz	2kHz	4kHz	8kHz	Total	
1	Inlet	102	103	101	111	110	107	105	98	116	94
	Outlet	103	104	101	110	108	106	104	97	115	93
2	Inlet	104	104	97	106	106	105	104	100	113	91
	Outlet	106	107	100	106	107	106	104	100	114	92
3	Inlet	105	106	101	106	105	103	102	98	113	90
	Outlet	108	108	105	107	105	104	103	99	115	90
4	Inlet	100	101	97	106	105	108	107	103	114	93
	Outlet	101	102	96	105	104	106	106	102	113	91
5	Inlet	103	104	98	105	101	103	102	98	111	89
	Outlet	105	105	101	104	101	103	103	98	112	89
6	Inlet	106	107	104	107	105	104	103	98	114	90
	Outlet	109	109	108	108	105	105	104	99	116	91
7	Inlet	99	100	96	104	102	102	104	100	111	89
	Outlet	100	101	96	102	101	101	103	99	110	88
8	Inlet	105	106	101	107	103	105	105	102	114	91
	Outlet	106	106	104	105	102	103	104	100	113	89
9	Inlet	108	108	104	108	106	105	105	99	115	92
	Outlet	110	110	109	109	106	106	105	100	117	92

*Sound Pressure Level (SPL) is average spherical free-field re 20μPa, for comparative use only.
Power rating (watts, kW or BHP) does not include transmission losses.
The AMCA certified ratings seal applies to air performance only.



800-252-3

2880 r/min



Nominal Diameter

800mm



Hub Type

252



Number of Blades

3

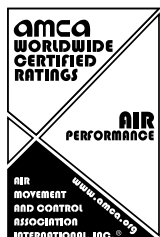


BS ISO 5801:2017

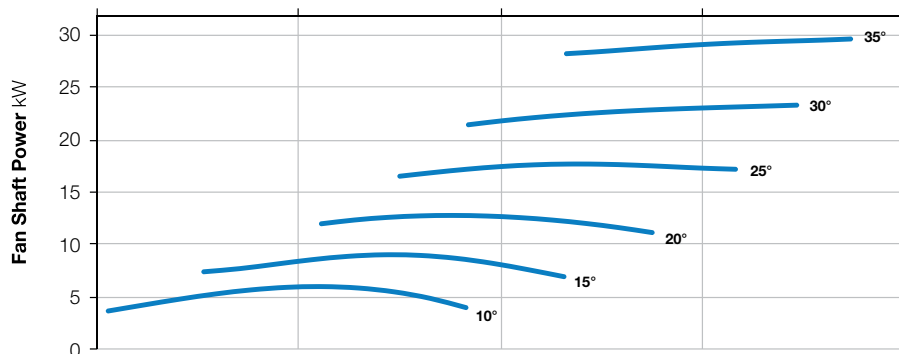
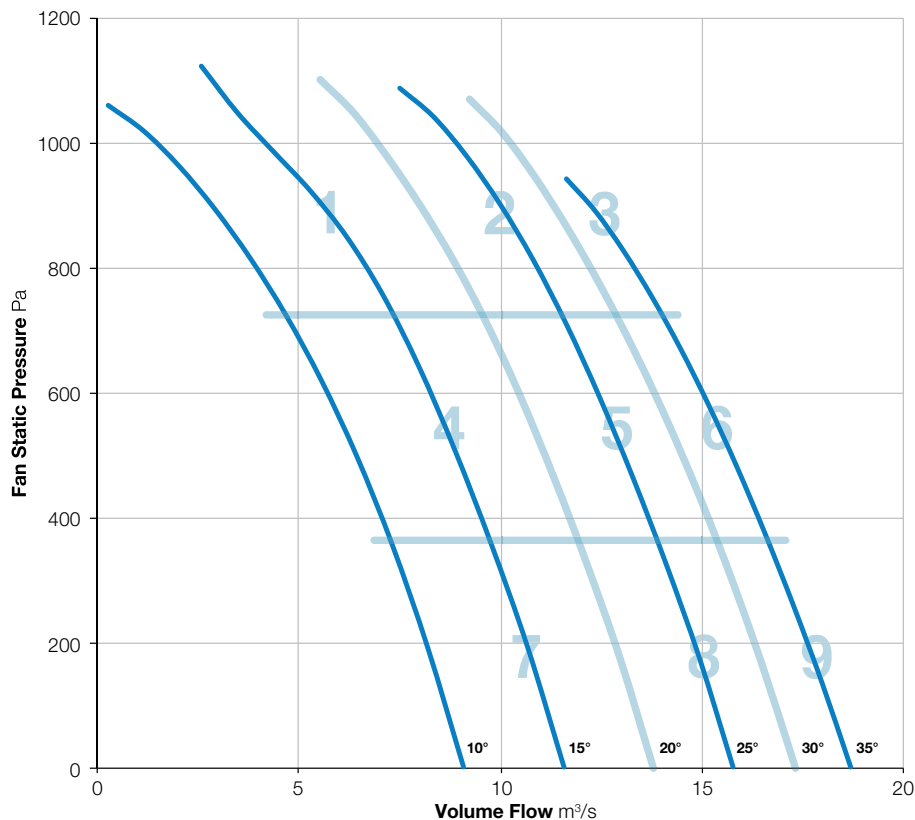
BS EN ISO 5136:2009

Type D installation

Form B



Elta Fans Limited certifies that the Axial Fans shown herein are licensed to bear the AMCA Seal. The ratings shown are based on tests and procedures performed in accordance with AMCA Publication 211 and comply with the requirements of the AMCA Certified Ratings Program. Performance certified is for Installation Type D: Ducted Inlet, Ducted Outlet. Performance ratings do not include the effects of appurtenances (accessories).



Zone		In-duct Sound Power Level (SWL) re 1pW									SPL dBA @ 3m*
		63Hz	125Hz	250Hz	500Hz	1kHz	2kHz	4kHz	8kHz	Total	
1	Inlet	For sound data please contact Elta Fans.									
	Outlet										
2	Inlet										
	Outlet										
3	Inlet										
	Outlet										
4	Inlet										
	Outlet										
5	Inlet										
	Outlet										
6	Inlet										
	Outlet										
7	Inlet										
	Outlet										
8	Inlet										
	Outlet										
9	Inlet										
	Outlet										

*Sound Pressure Level (SPL) is average spherical free-field re 20µPa, for comparative use only.
Power rating (watts, kW or BHP) does not include transmission losses.
The AMCA certified ratings seal applies to air performance only.



800-252-6

2880 r/min



Nominal Diameter

800mm



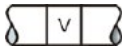
Hub Type

252



Number of Blades

6



BS ISO 5801:2017

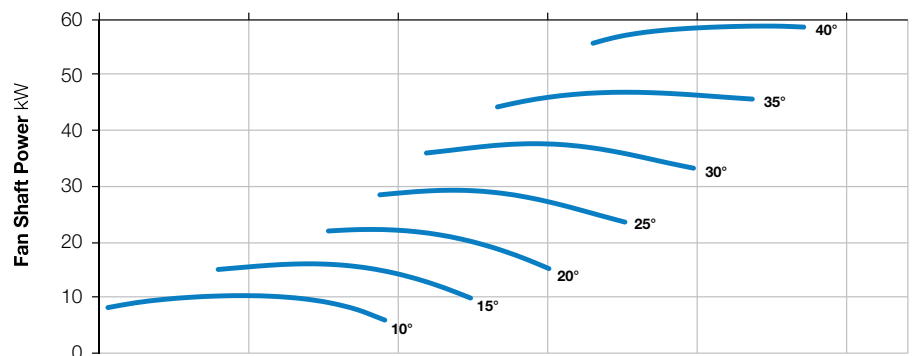
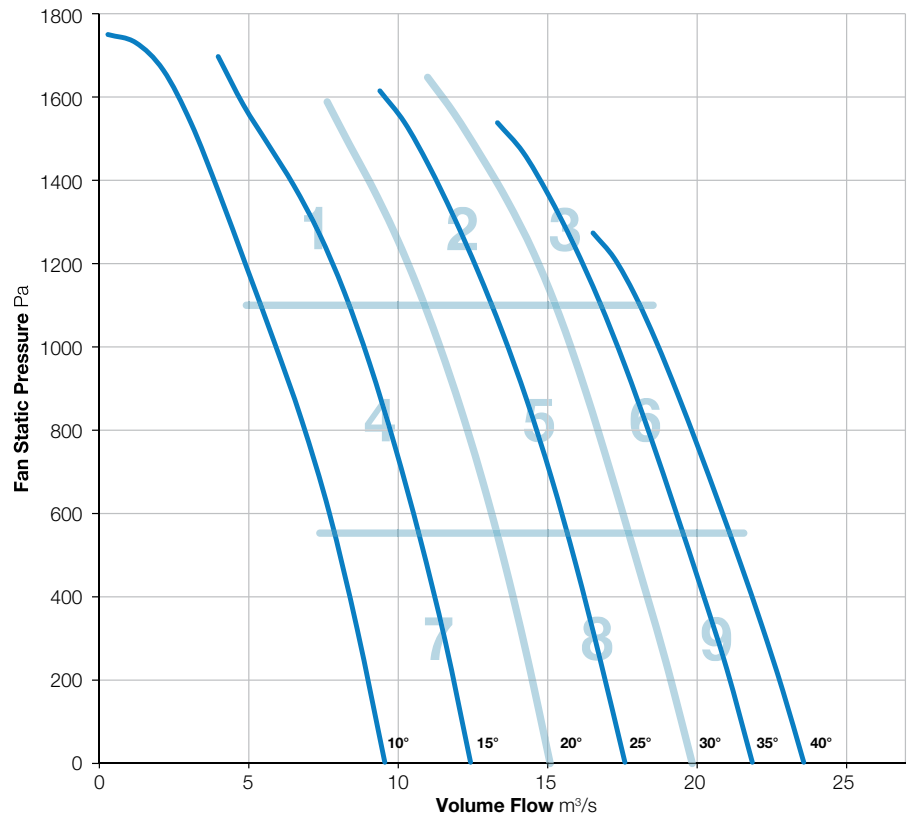
BS EN ISO 5136:2009

Type D installation

Form B



Elta Fans Limited certifies that the Axial Fans shown herein are licensed to bear the AMCA Seal. The ratings shown are based on tests and procedures performed in accordance with AMCA Publication 211 and comply with the requirements of the AMCA Certified Ratings Program. Performance certified is for Installation Type D: Ducted Inlet, Ducted Outlet. Performance ratings do not include the effects of appurtenances (accessories).



Zone		In-duct Sound Power Level (SWL) re 1pW									SPL dBA @ 3m*
		63Hz	125Hz	250Hz	500Hz	1kHz	2kHz	4kHz	8kHz	Total	
1	Inlet	For sound data please contact Elta Fans.									
	Outlet										
2	Inlet										
	Outlet										
3	Inlet										
	Outlet										
4	Inlet										
	Outlet										
5	Inlet										
	Outlet										
6	Inlet										
	Outlet										
7	Inlet										
	Outlet										
8	Inlet										
	Outlet										
9	Inlet										
	Outlet										

*Sound Pressure Level (SPL) is average spherical free-field re 20µPa, for comparative use only.
Power rating (watts, kW or BHP) does not include transmission losses.
The AMCA certified ratings seal applies to air performance only.



800-252-9

2880 r/min



Nominal Diameter

800mm



Hub Type

252



Number of Blades

9

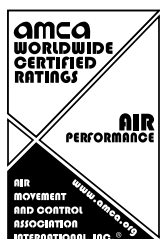


BS ISO 5801:2017

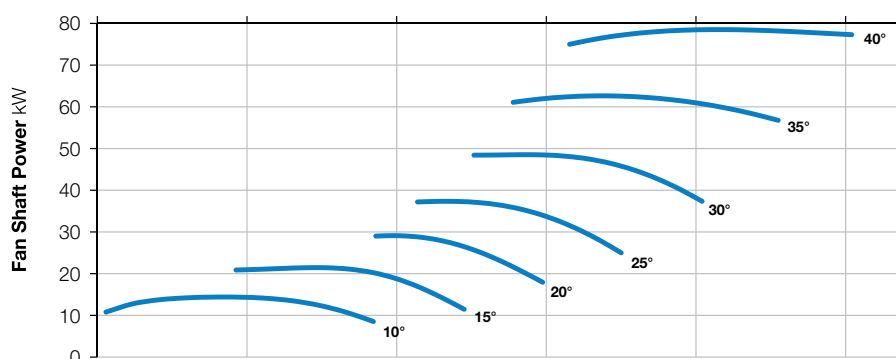
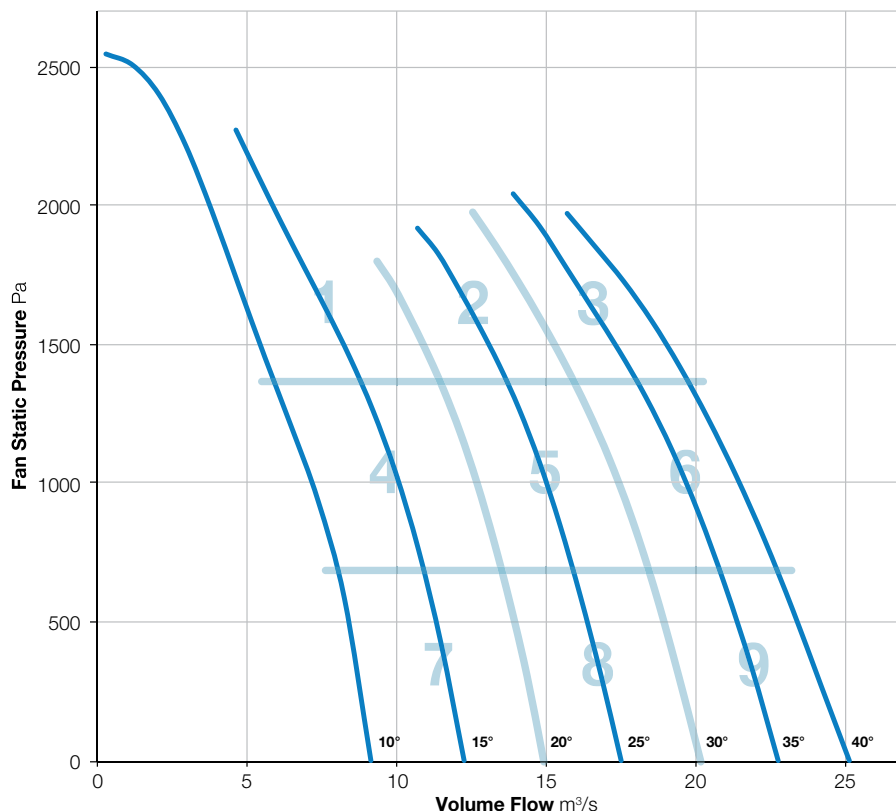
BS EN ISO 5136:2009

Type D installation

Form B



Elta Fans Limited certifies that the Axial Fans shown herein are licensed to bear the AMCA Seal. The ratings shown are based on tests and procedures performed in accordance with AMCA Publication 211 and comply with the requirements of the AMCA Certified Ratings Program. Performance certified is for Installation Type D: Ducted Inlet, Ducted Outlet. Performance ratings do not include the effects of appurtenances (accessories).



Zone		In-duct Sound Power Level (SWL) re 1pW									SPL dBA @ 3m*
		63Hz	125Hz	250Hz	500Hz	1kHz	2kHz	4kHz	8kHz	Total	
1	Inlet	For sound data please contact Elta Fans.									
	Outlet										
2	Inlet										
	Outlet										
3	Inlet										
	Outlet										
4	Inlet										
	Outlet										
5	Inlet										
	Outlet										
6	Inlet										
	Outlet										
7	Inlet										
	Outlet										
8	Inlet										
	Outlet										
9	Inlet										
	Outlet										

*Sound Pressure Level (SPL) is average spherical free-field re 20µPa, for comparative use only.
Power rating (watts, kW or BHP) does not include transmission losses.
The AMCA certified ratings seal applies to air performance only.



800-352-3

2880 r/min



Nominal Diameter

800mm




Hub Type

352



Number of Blades

3



BS ISO 5801:2017

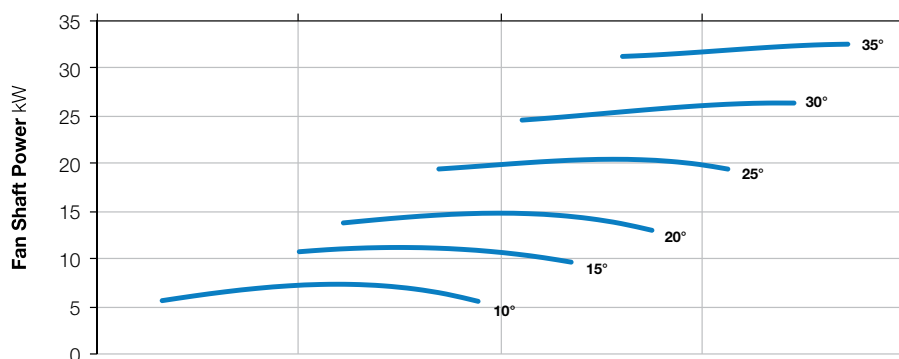
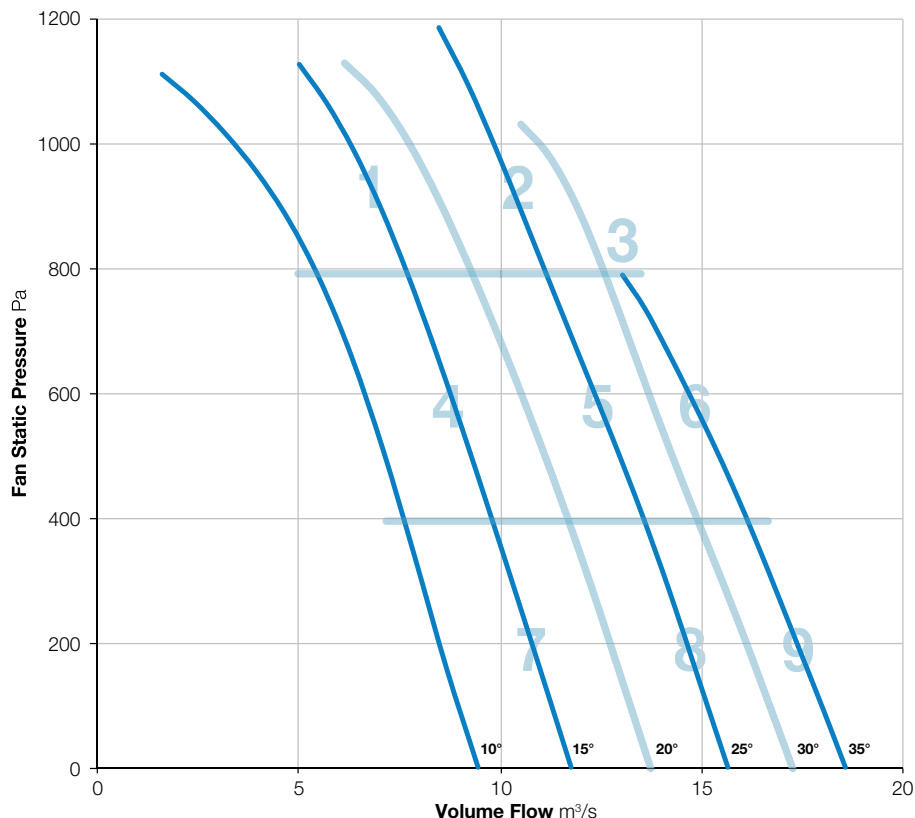
BS EN ISO 5136:2009

Type D installation

Form B



Elta Fans Limited certifies that the Axial Fans shown herein are licensed to bear the AMCA Seal. The ratings shown are based on tests and procedures performed in accordance with AMCA Publication 211 and comply with the requirements of the AMCA Certified Ratings Program. Performance certified is for Installation Type D: Ducted Inlet, Ducted Outlet. Performance ratings do not include the effects of appurtenances (accessories).



Zone		In-duct Sound Power Level (SWL) re 1pW									SPL dBA @ 3m*
		63Hz	125Hz	250Hz	500Hz	1kHz	2kHz	4kHz	8kHz	Total	
1	Inlet	106	110	106	110	111	105	100	96	117	93
	Outlet	103	111	105	107	109	105	99	96	115	92
2	Inlet	101	110	101	101	102	98	93	92	112	85
	Outlet	102	109	100	99	101	97	92	91	111	84
3	Inlet	107	110	102	101	104	99	95	94	113	87
	Outlet	104	109	103	102	103	99	95	94	112	86
4	Inlet	100	105	98	100	102	95	92	90	109	84
	Outlet	97	106	96	98	99	94	90	89	108	82
5	Inlet	99	106	98	98	100	94	91	89	109	83
	Outlet	100	106	98	97	98	94	90	88	109	81
6	Inlet	105	112	102	102	104	99	96	94	114	87
	Outlet	103	109	102	103	102	100	96	95	112	86
7	Inlet	98	103	94	97	100	94	90	88	107	82
	Outlet	93	105	94	96	97	93	89	87	107	80
8	Inlet	100	104	97	97	101	97	92	90	108	84
	Outlet	99	104	98	97	100	94	92	90	108	82
9	Inlet	104	110	101	99	103	100	95	93	113	86
	Outlet	102	110	100	98	100	99	96	93	112	85

*Sound Pressure Level (SPL) is average spherical free-field re 20μPa, for comparative use only.
Power rating (watts, kW or BHP) does not include transmission losses.
The AMCA certified ratings seal applies to air performance only.



800-352-6

2880 r/min



Nominal Diameter

800mm



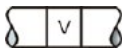
Hub Type

352



Number of Blades

6



BS ISO 5801:2017

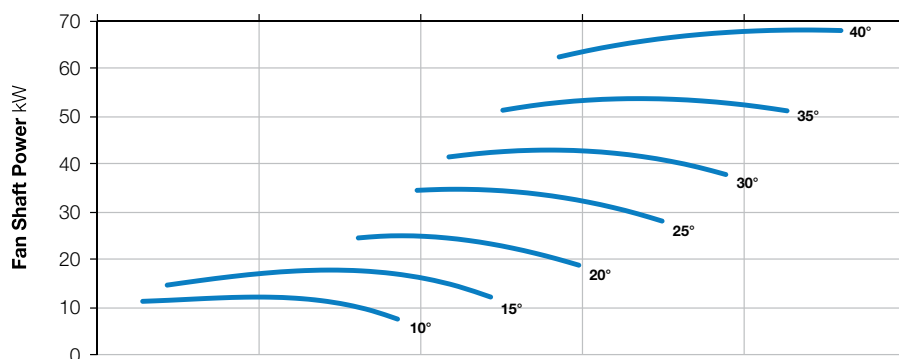
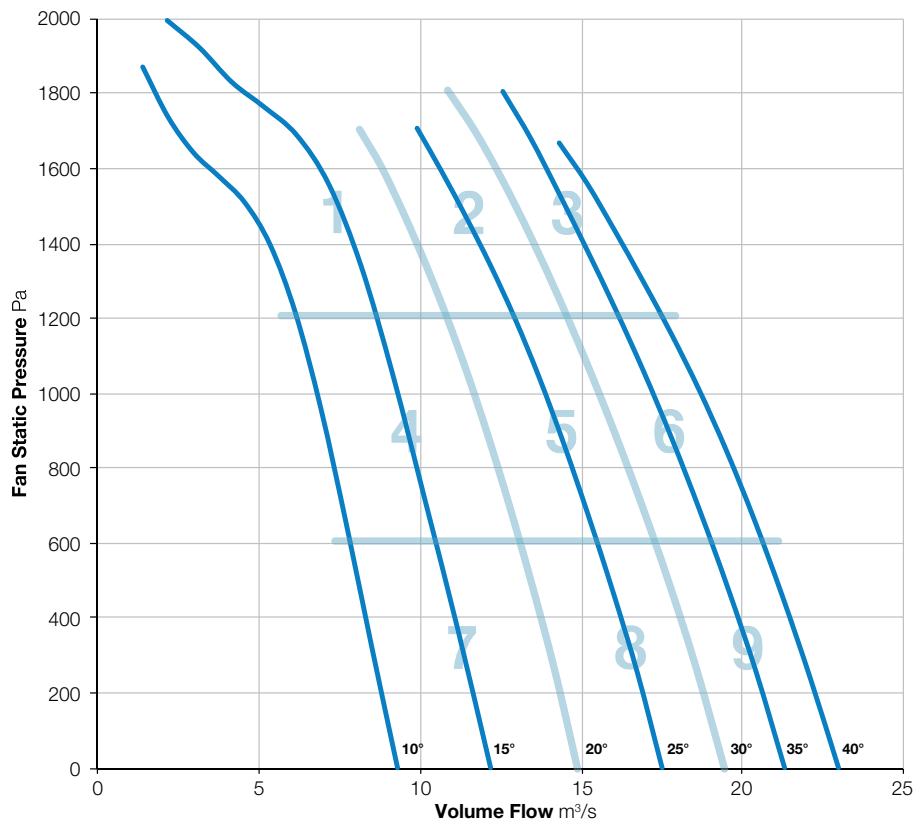
BS EN ISO 5136:2009

Type D installation

Form B



Elta Fans Limited certifies that the Axial Fans shown herein are licensed to bear the AMCA Seal. The ratings shown are based on tests and procedures performed in accordance with AMCA Publication 211 and comply with the requirements of the AMCA Certified Ratings Program. Performance certified is for Installation Type D: Ducted Inlet, Ducted Outlet. Performance ratings do not include the effects of appurtenances (accessories).



Zone		In-duct Sound Power Level (SWL) re 1pW									SPL dBA @ 3m*
		63Hz	125Hz	250Hz	500Hz	1kHz	2kHz	4kHz	8kHz	Total	
1	Inlet	96	94	101	108	116	109	100	92	118	97
	Outlet	100	96	99	106	115	110	102	93	117	96
2	Inlet	103	103	106	104	105	99	98	94	112	88
	Outlet	107	104	106	102	105	100	97	94	113	88
3	Inlet	105	108	105	107	108	103	99	95	114	91
	Outlet	106	108	108	105	106	103	100	96	114	90
4	Inlet	99	96	104	101	102	99	95	90	109	86
	Outlet	102	97	102	100	102	100	95	90	109	86
5	Inlet	102	101	104	103	103	99	96	92	110	86
	Outlet	104	101	104	100	101	98	95	91	110	85
6	Inlet	108	108	107	108	109	104	99	95	116	92
	Outlet	106	108	109	105	107	104	101	96	115	91
7	Inlet	98	95	104	100	100	97	93	89	108	84
	Outlet	101	97	103	98	101	98	93	88	108	84
8	Inlet	104	103	104	102	102	100	97	92	111	86
	Outlet	105	103	104	101	102	101	98	91	111	87
9	Inlet	107	106	107	106	105	103	98	94	114	89
	Outlet	109	108	109	106	105	104	99	94	115	90

*Sound Pressure Level (SPL) is average spherical free-field re 20μPa, for comparative use only.
Power rating (watts, kW or BHP) does not include transmission losses.
The AMCA certified ratings seal applies to air performance only.



800-352-9

2880 r/min



Nominal Diameter

800mm



Hub Type

352



Number of Blades

9

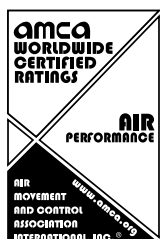


BS ISO 5801:2017

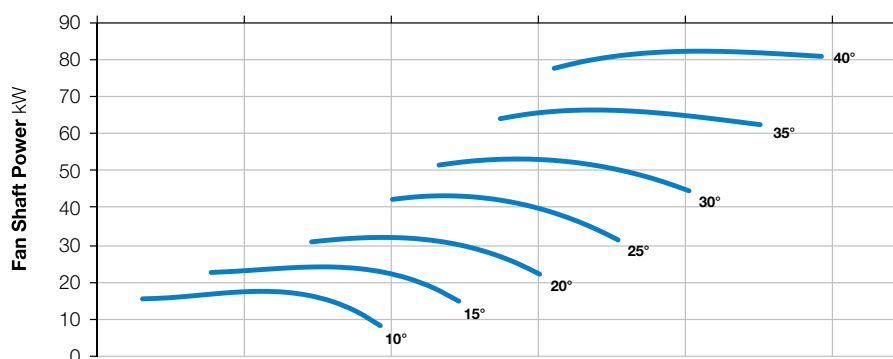
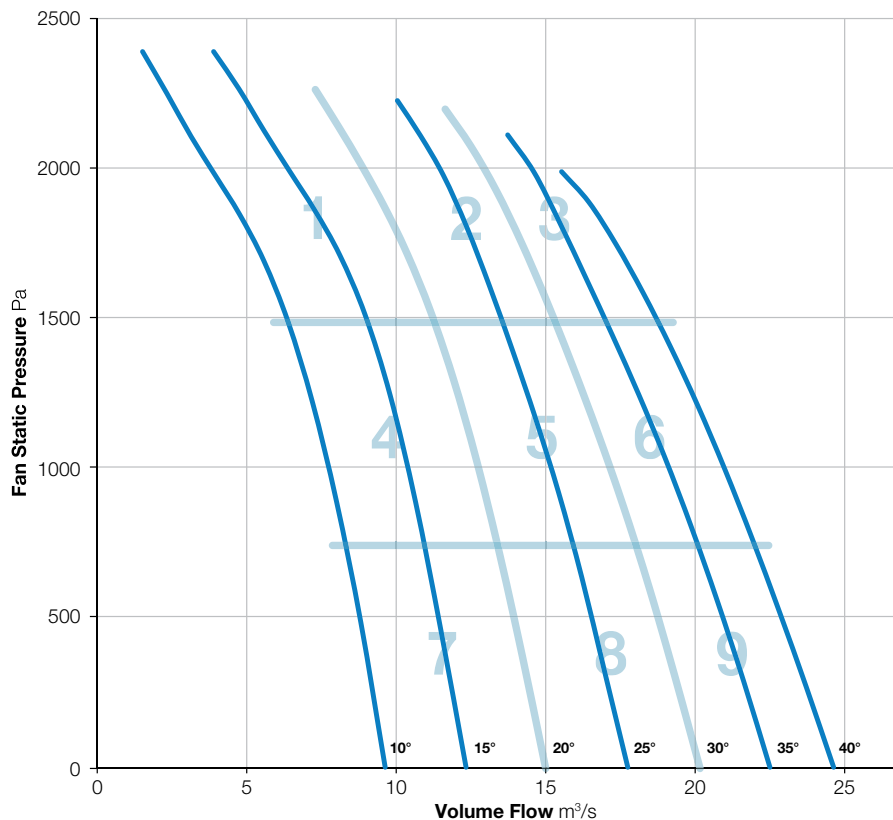
BS EN ISO 5136:2009

Type D installation

Form B



Elta Fans Limited certifies that the Axial Fans shown herein are licensed to bear the AMCA Seal. The ratings shown are based on tests and procedures performed in accordance with AMCA Publication 211 and comply with the requirements of the AMCA Certified Ratings Program. Performance certified is for Installation Type D: Ducted Inlet, Ducted Outlet. Performance ratings do not include the effects of appurtenances (accessories).



Zone		In-duct Sound Power Level (SWL) re 1pW									SPL dBA @ 3m*
		63Hz	125Hz	250Hz	500Hz	1kHz	2kHz	4kHz	8kHz	Total	
1	Inlet	99	101	105	112	114	108	100	93	117	96
	Outlet	104	101	101	108	113	108	101	94	116	95
2	Inlet	105	108	104	109	105	103	101	96	114	90
	Outlet	106	108	104	106	105	103	101	96	114	89
3	Inlet	106	110	107	110	108	106	103	97	116	93
	Outlet	107	109	107	109	107	105	103	96	116	92
4	Inlet	98	101	97	101	100	98	94	90	108	84
	Outlet	102	103	97	100	101	101	96	90	109	86
5	Inlet	103	105	101	105	102	100	98	92	111	87
	Outlet	102	105	101	105	101	99	96	92	111	86
6	Inlet	105	107	104	107	106	104	100	97	114	90
	Outlet	104	107	105	108	106	104	101	96	114	91
7	Inlet	99	102	98	102	101	99	95	93	109	85
	Outlet	101	103	98	101	101	100	96	92	109	85
8	Inlet	103	106	100	106	103	100	97	93	112	87
	Outlet	102	106	101	106	103	100	96	93	112	87
9	Inlet	104	108	105	106	106	105	100	96	114	90
	Outlet	104	109	106	105	105	103	101	97	114	89

*Sound Pressure Level (SPL) is average spherical free-field re 20μPa, for comparative use only.
Power rating (watts, kW or BHP) does not include transmission losses.
The AMCA certified ratings seal applies to air performance only.



800-352-12

2880 r/min



Nominal Diameter

800mm



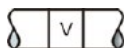
Hub Type

352



Number of Blades

12



BS ISO 5801:2017

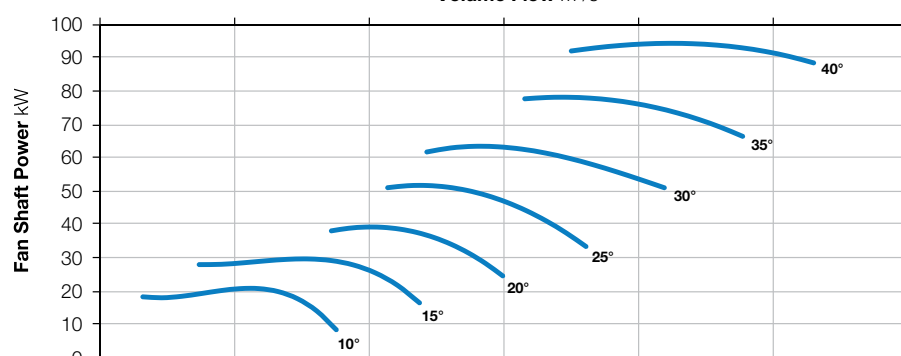
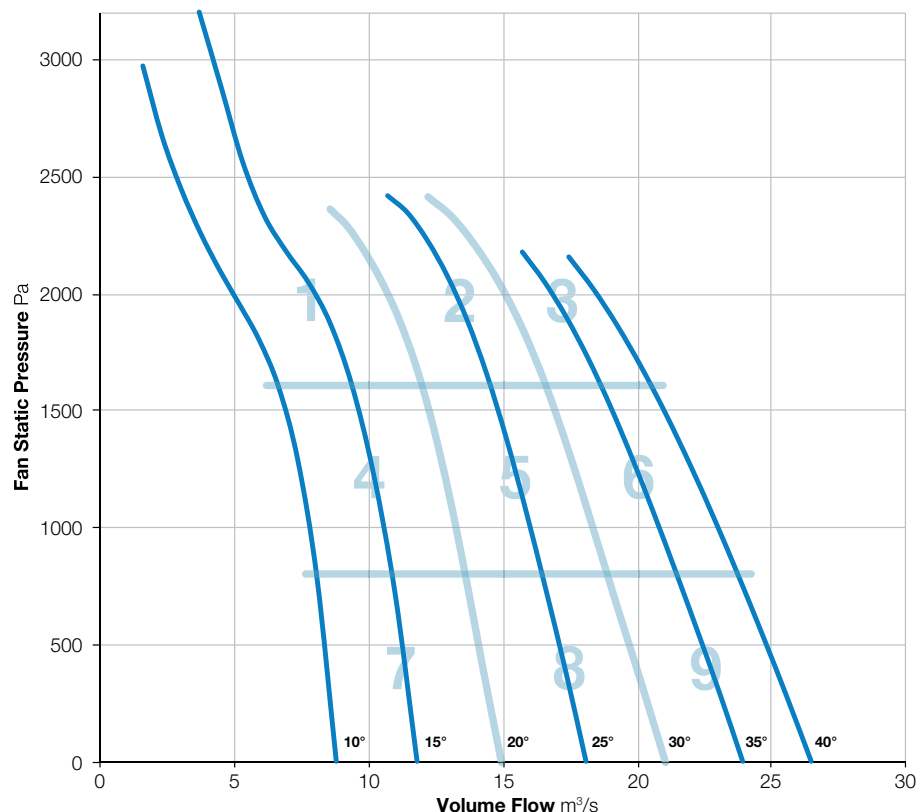
BS EN ISO 5136:2009

Type D installation

Form B



Elta Fans Limited certifies that the Axial Fans shown herein are licensed to bear the AMCA Seal. The ratings shown are based on tests and procedures performed in accordance with AMCA Publication 211 and comply with the requirements of the AMCA Certified Ratings Program. Performance certified is for Installation Type D: Ducted Inlet, Ducted Outlet. Performance ratings do not include the effects of appurtenances (accessories).



Zone		In-duct Sound Power Level (SWL) re 1pW									SPL dBA @ 3m*
		63Hz	125Hz	250Hz	500Hz	1kHz	2kHz	4kHz	8kHz	Total	
1	Inlet	101	102	106	110	113	107	103	104	117	95
	Outlet	105	102	107	111	112	107	102	99	117	94
2	Inlet	111	107	100	113	107	105	104	98	117	93
	Outlet	109	109	102	108	107	104	105	99	115	92
3	Inlet	108	107	108	113	108	106	105	99	117	94
	Outlet	106	104	105	111	108	106	106	100	116	93
4	Inlet	101	104	100	108	105	101	99	97	112	89
	Outlet	101	101	100	106	103	101	99	96	111	88
5	Inlet	100	105	107	111	107	104	101	96	115	92
	Outlet	99	101	104	108	106	103	102	96	113	90
6	Inlet	102	106	108	111	108	105	102	98	116	92
	Outlet	102	105	107	110	106	105	103	99	115	92
7	Inlet	97	99	103	107	103	100	98	95	111	88
	Outlet	98	99	101	105	101	100	97	95	110	87
8	Inlet	101	102	104	109	105	102	102	96	113	90
	Outlet	100	102	104	107	103	102	100	96	112	89
9	Inlet	102	104	106	112	107	106	103	99	116	93
	Outlet	100	102	106	111	107	105	101	97	115	92

*Sound Pressure Level (SPL) is average spherical free-field re 20μPa, for comparative use only.
Power rating (watts, kW or BHP) does not include transmission losses.
The AMCA certified ratings seal applies to air performance only.



800-400-9

2880 r/min



Nominal Diameter

800mm



Hub Type

400



Number of Blades

9



BS ISO 5801:2017

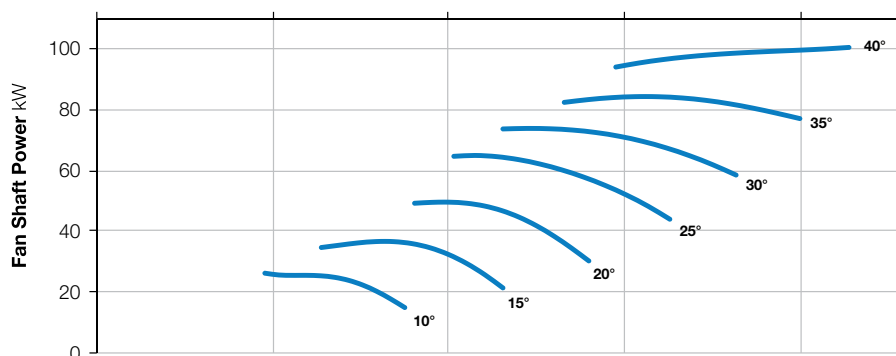
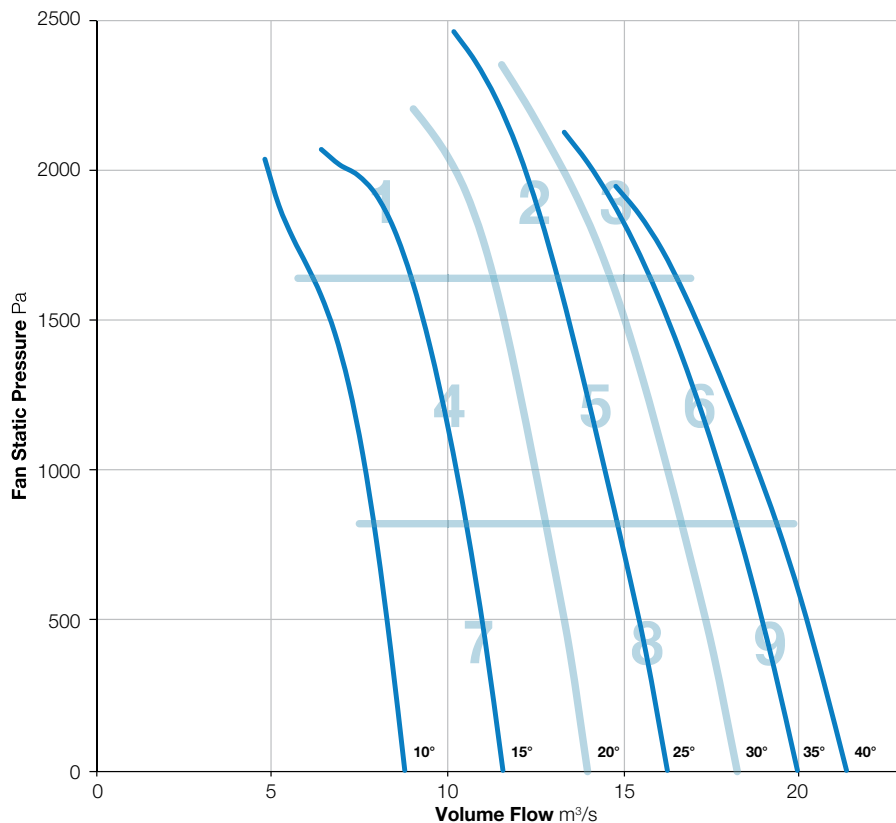
BS EN ISO 5136:2009

Type D installation

Form B



Elta Fans Limited certifies that the Axial Fans shown herein are licensed to bear the AMCA Seal. The ratings shown are based on tests and procedures performed in accordance with AMCA Publication 211 and comply with the requirements of the AMCA Certified Ratings Program. Performance certified is for Installation Type D: Ducted Inlet, Ducted Outlet. Performance ratings do not include the effects of appurtenances (accessories).



Zone		In-duct Sound Power Level (SWL) re 1pW									SPL dBA @ 3m*
		63Hz	125Hz	250Hz	500Hz	1kHz	2kHz	4kHz	8kHz	Total	
1	Inlet	105	110	115	120	120	112	105	98	124	102
	Outlet	110	112	112	118	120	114	106	99	124	102
2	Inlet	107	111	107	112	108	106	104	98	117	93
	Outlet	110	112	108	110	109	107	105	100	118	93
3	Inlet	107	110	107	111	109	107	105	99	117	94
	Outlet	108	110	107	111	108	106	105	98	117	93
4	Inlet	99	105	101	107	105	102	97	92	112	89
	Outlet	105	108	102	105	108	106	101	93	114	91
5	Inlet	105	108	104	108	105	103	101	94	114	90
	Outlet	104	108	104	109	104	102	99	96	114	90
6	Inlet	106	109	106	110	107	106	102	100	116	92
	Outlet	105	108	105	109	106	105	103	98	115	91
7	Inlet	102	108	104	107	106	103	99	97	114	90
	Outlet	104	108	105	106	107	105	99	97	114	91
8	Inlet	103	108	102	108	106	102	98	96	114	90
	Outlet	102	107	103	109	106	101	97	96	114	90
9	Inlet	104	108	104	106	106	106	101	98	114	91
	Outlet	104	108	105	106	105	104	101	100	114	90

*Sound Pressure Level (SPL) is average spherical free-field re 20μPa, for comparative use only.
Power rating (watts, kW or BHP) does not include transmission losses.
The AMCA certified ratings seal applies to air performance only.



900-181-3

720 r/min



Nominal Diameter

900mm



Hub Type

181



Number of Blades

3

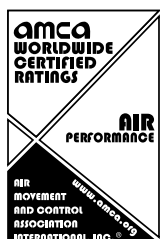


BS ISO 5801:2017

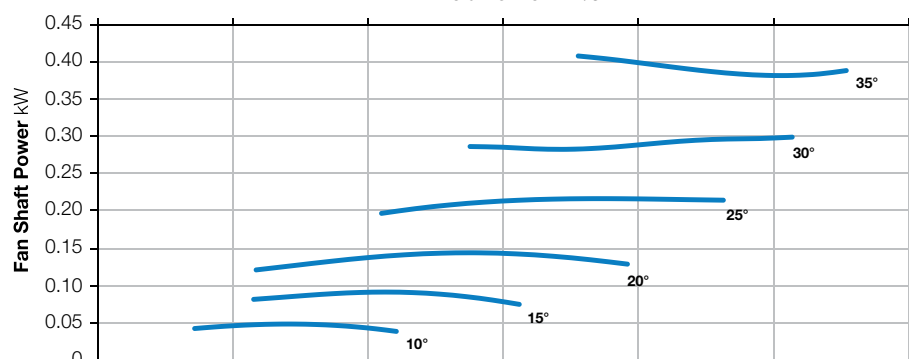
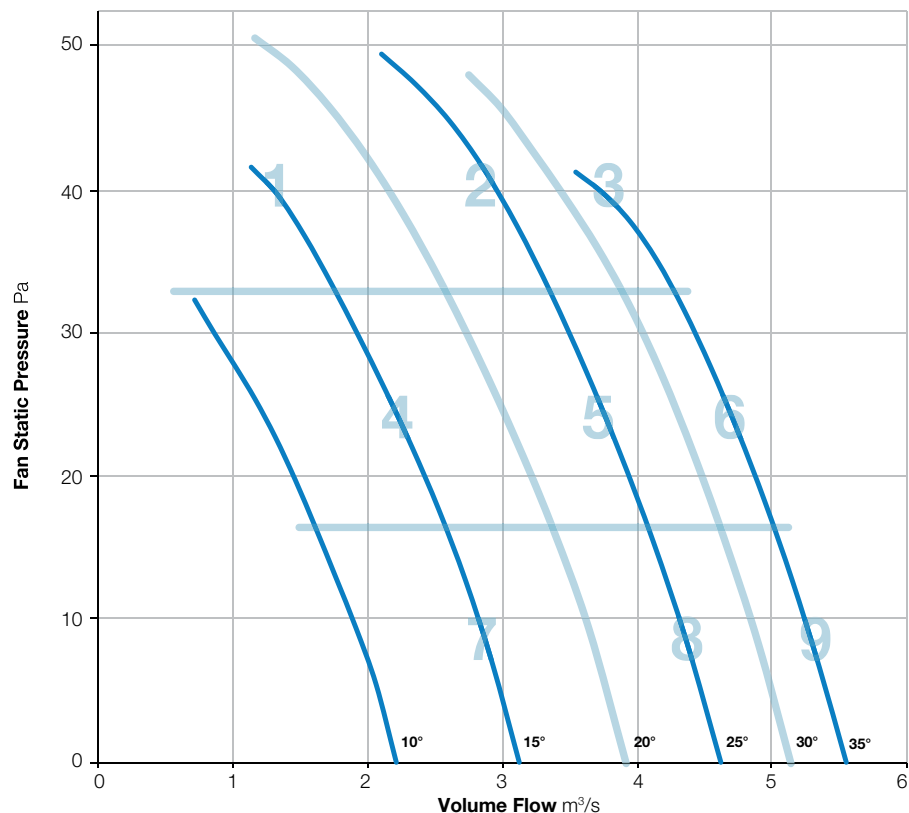
BS EN ISO 5136:2009

Type D installation

Form B



Elta Fans Limited certifies that the Axial Fans shown herein are licensed to bear the AMCA Seal. The ratings shown are based on tests and procedures performed in accordance with AMCA Publication 211 and comply with the requirements of the AMCA Certified Ratings Program. Performance certified is for Installation Type D: Ducted Inlet, Ducted Outlet. Performance ratings do not include the effects of appurtenances (accessories).



Zone		In-duct Sound Power Level (SWL) re 1pW									SPL dBA @ 3m*
		63Hz	125Hz	250Hz	500Hz	1kHz	2kHz	4kHz	8kHz	Total	
1	Inlet	64	66	78	73	70	68	64	57	80	55
	Outlet	63	66	77	72	69	67	63	57	79	54
2	Inlet	69	66	66	66	67	68	65	63	76	53
	Outlet	67	66	66	66	66	67	65	63	75	52
3	Inlet	77	77	75	72	71	69	64	61	82	55
	Outlet	75	76	74	72	70	68	64	61	81	55
4	Inlet	74	73	70	69	67	66	63	59	79	52
	Outlet	73	73	70	69	66	65	62	59	78	52
5	Inlet	71	67	66	64	64	66	64	61	75	51
	Outlet	69	67	65	65	63	65	64	61	75	50
6	Inlet	75	71	70	70	71	71	67	65	80	56
	Outlet	74	70	68	70	71	70	67	65	79	56
7	Inlet	67	64	63	66	64	71	67	55	75	54
	Outlet	65	64	62	66	63	69	66	54	74	52
8	Inlet	71	67	67	65	66	66	64	59	76	51
	Outlet	70	67	66	65	64	65	63	60	75	50
9	Inlet	76	71	70	69	71	72	67	65	80	56
	Outlet	74	70	69	69	70	70	67	65	79	55

*Sound Pressure Level (SPL) is average spherical free-field re 20μPa, for comparative use only.
Power rating (watts, kW or BHP) does not include transmission losses.
The AMCA certified ratings seal applies to air performance only.



900-181-6

720 r/min



Nominal Diameter

900mm



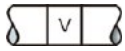
Hub Type

181



Number of Blades

6



BS ISO 5801:2017

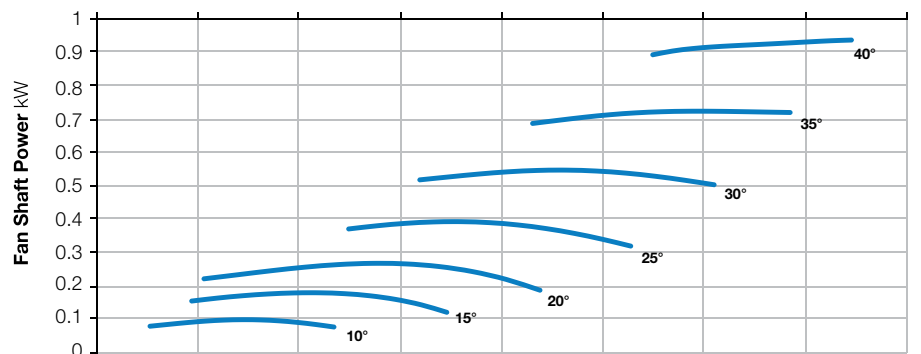
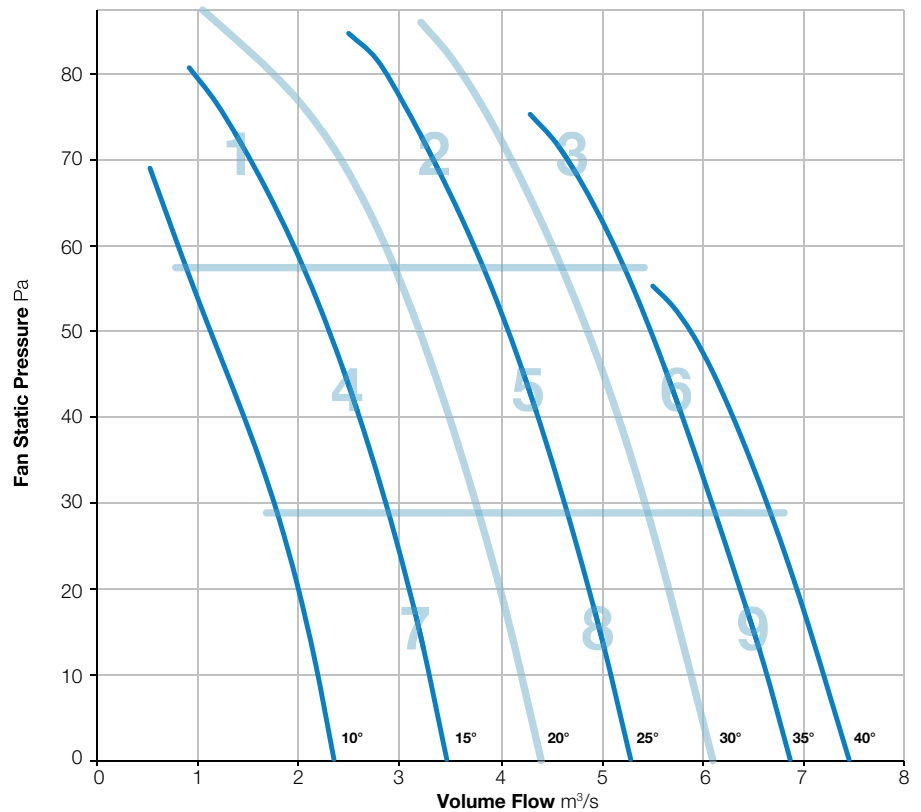
BS EN ISO 5136:2009

Type D installation

Form B



Elta Fans Limited certifies that the Axial Fans shown herein are licensed to bear the AMCA Seal. The ratings shown are based on tests and procedures performed in accordance with AMCA Publication 211 and comply with the requirements of the AMCA Certified Ratings Program. Performance certified is for Installation Type D: Ducted Inlet, Ducted Outlet. Performance ratings do not include the effects of appurtenances (accessories).



Zone		In-duct Sound Power Level (SWL) re 1pW									SPL dBA @ 3m*
		63Hz	125Hz	250Hz	500Hz	1kHz	2kHz	4kHz	8kHz	Total	
1	Inlet	73	80	78	74	72	72	67	59	84	58
	Outlet	72	80	77	73	72	70	67	59	83	57
2	Inlet	72	72	74	76	74	74	70	64	82	59
	Outlet	71	72	73	75	74	73	70	65	81	59
3	Inlet	74	74	75	77	75	75	71	67	83	60
	Outlet	74	73	74	75	74	74	71	68	82	59
4	Inlet	64	65	68	70	73	75	69	59	79	58
	Outlet	63	65	68	70	72	74	68	58	78	57
5	Inlet	72	71	68	68	71	72	69	62	79	56
	Outlet	71	71	68	68	70	71	68	63	78	55
6	Inlet	76	75	72	76	72	73	70	65	82	58
	Outlet	76	74	72	72	71	72	70	67	81	57
7	Inlet	66	66	66	67	68	72	68	58	77	55
	Outlet	65	66	65	66	67	71	66	56	76	54
8	Inlet	74	73	70	68	71	74	70	60	80	57
	Outlet	72	73	69	68	70	72	69	60	79	56
9	Inlet	78	77	73	75	71	73	69	64	83	58
	Outlet	77	75	72	72	71	71	69	66	82	57

*Sound Pressure Level (SPL) is average spherical free-field re 20μPa, for comparative use only.
Power rating (watts, kW or BHP) does not include transmission losses.
The AMCA certified ratings seal applies to air performance only.



900-181-9

720 r/min



Nominal Diameter

900mm



Hub Type

181



Number of Blades

9

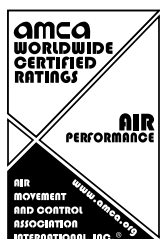


BS ISO 5801:2017

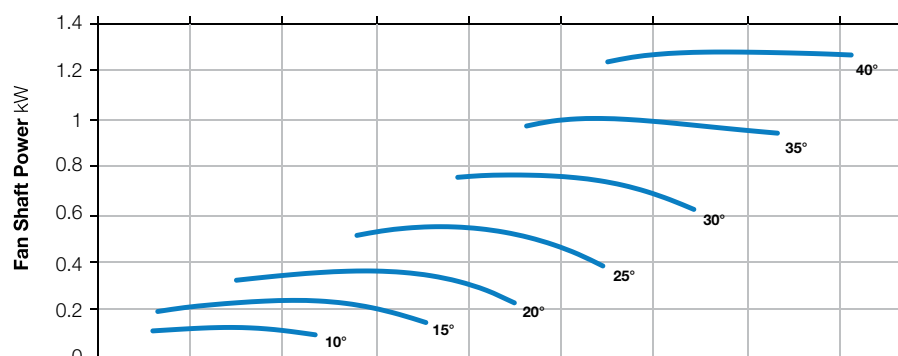
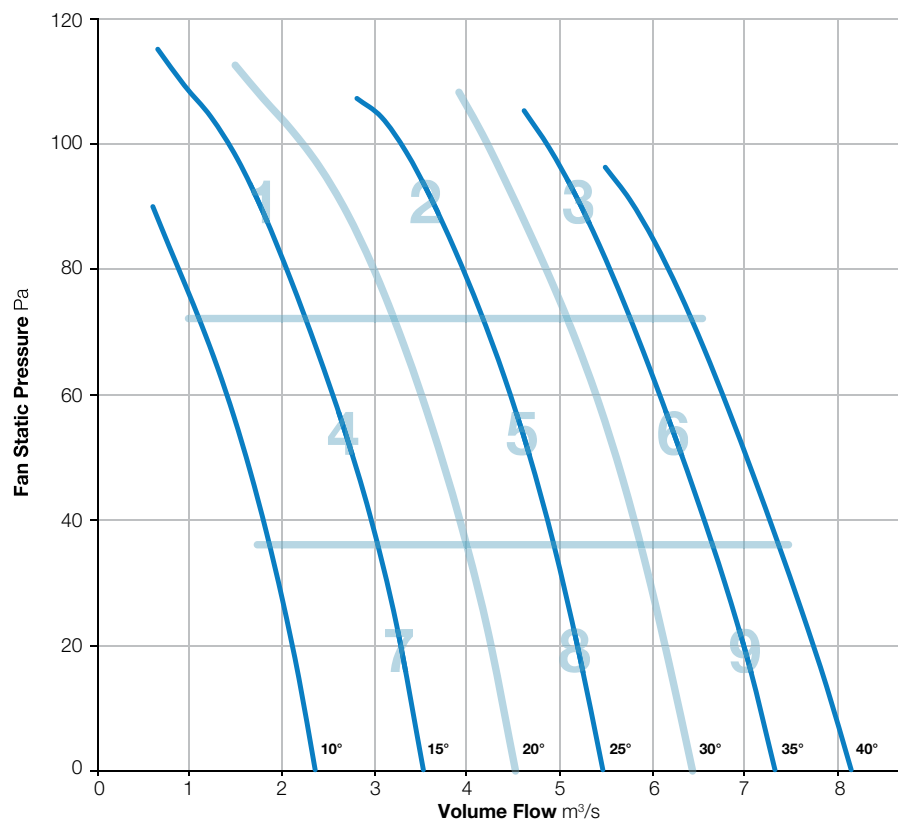
BS EN ISO 5136:2009

Type D installation

Form B



Elta Fans Limited certifies that the Axial Fans shown herein are licensed to bear the AMCA Seal. The ratings shown are based on tests and procedures performed in accordance with AMCA Publication 211 and comply with the requirements of the AMCA Certified Ratings Program. Performance certified is for Installation Type D: Ducted Inlet, Ducted Outlet. Performance ratings do not include the effects of appurtenances (accessories).



Zone		In-duct Sound Power Level (SWL) re 1pW									SPL dBA @ 3m*
		63Hz	125Hz	250Hz	500Hz	1kHz	2kHz	4kHz	8kHz	Total	
1	Inlet	73	80	81	78	74	73	68	59	86	60
	Outlet	73	80	81	78	74	72	67	60	86	60
2	Inlet	71	74	81	80	77	75	71	64	86	62
	Outlet	72	74	80	79	77	74	70	65	85	61
3	Inlet	77	81	80	77	77	78	75	71	87	63
	Outlet	76	78	74	73	73	73	71	69	83	59
4	Inlet	62	66	71	75	76	77	70	60	82	61
	Outlet	62	67	70	76	75	75	69	59	81	60
5	Inlet	69	73	70	70	72	74	71	62	80	58
	Outlet	71	73	70	70	71	72	69	62	80	57
6	Inlet	79	83	79	77	76	77	74	70	87	62
	Outlet	77	79	75	73	72	72	70	68	84	58
7	Inlet	61	68	68	73	68	72	69	59	78	56
	Outlet	62	68	68	74	68	70	67	57	78	55
8	Inlet	72	75	73	71	72	77	73	60	82	60
	Outlet	72	75	72	71	72	75	70	60	81	58
9	Inlet	81	83	80	78	77	77	75	69	88	63
	Outlet	79	79	75	74	73	72	70	67	84	58

*Sound Pressure Level (SPL) is average spherical free-field re 20μPa, for comparative use only.
Power rating (watts, kW or BHP) does not include transmission losses.
The AMCA certified ratings seal applies to air performance only.



900-182-3

720 r/min



Nominal Diameter

900mm



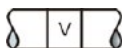
Hub Type

182



Number of Blades

3



BS ISO 5801:2017

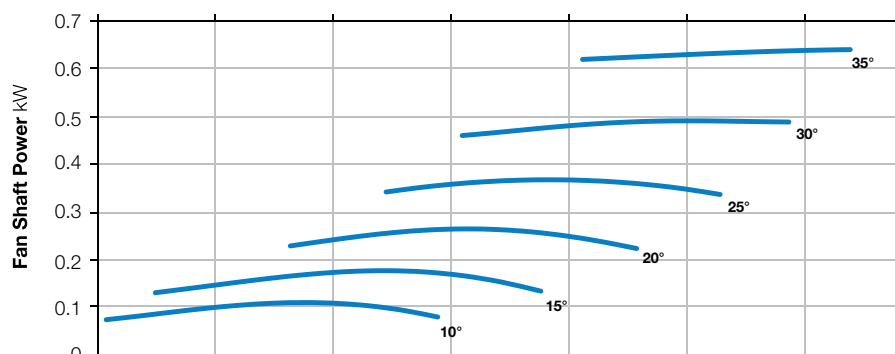
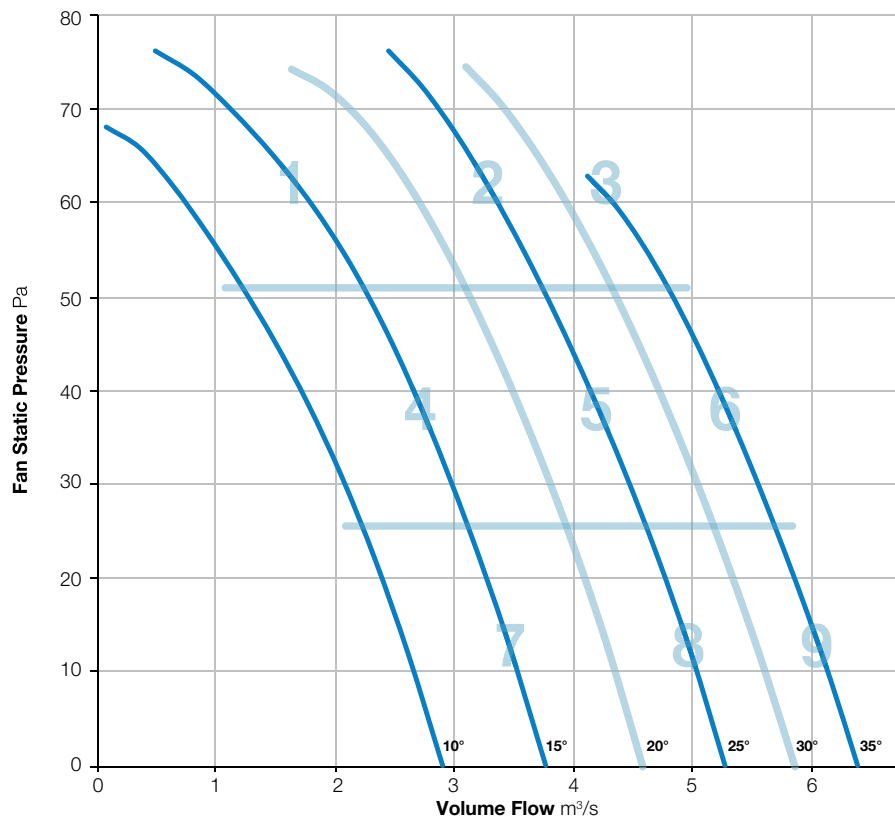
BS EN ISO 5136:2009

Type D installation

Form B



Elta Fans Limited certifies that the Axial Fans shown herein are licensed to bear the AMCA Seal. The ratings shown are based on tests and procedures performed in accordance with AMCA Publication 211 and comply with the requirements of the AMCA Certified Ratings Program. Performance certified is for Installation Type D: Ducted Inlet, Ducted Outlet. Performance ratings do not include the effects of appurtenances (accessories).



Zone		In-duct Sound Power Level (SWL) re 1pW									SPL dBA @ 3m*
		63Hz	125Hz	250Hz	500Hz	1kHz	2kHz	4kHz	8kHz	Total	
1	Inlet	For sound data please contact Elta Fans.									
	Outlet										
2	Inlet										
	Outlet										
3	Inlet										
	Outlet										
4	Inlet										
	Outlet										
5	Inlet										
	Outlet										
6	Inlet										
	Outlet										
7	Inlet										
	Outlet										
8	Inlet										
	Outlet										
9	Inlet										
	Outlet										

*Sound Pressure Level (SPL) is average spherical free-field re 20µPa, for comparative use only.
Power rating (watts, kW or BHP) does not include transmission losses.
The AMCA certified ratings seal applies to air performance only.



900-182-6

720 r/min



Nominal Diameter

900mm



Hub Type

182



Number of Blades

6

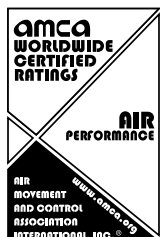


BS ISO 5801:2017

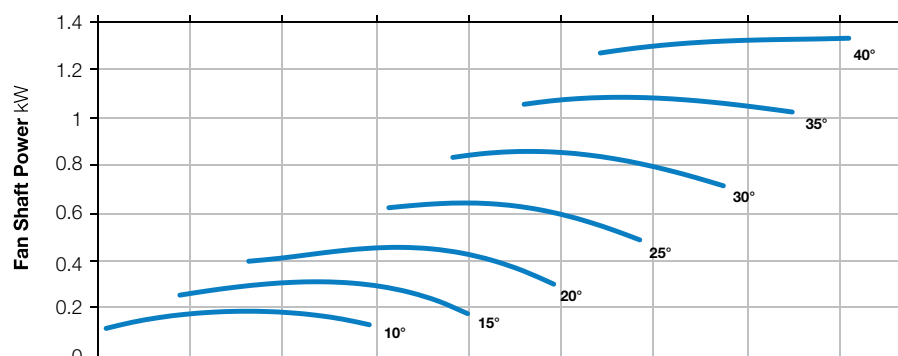
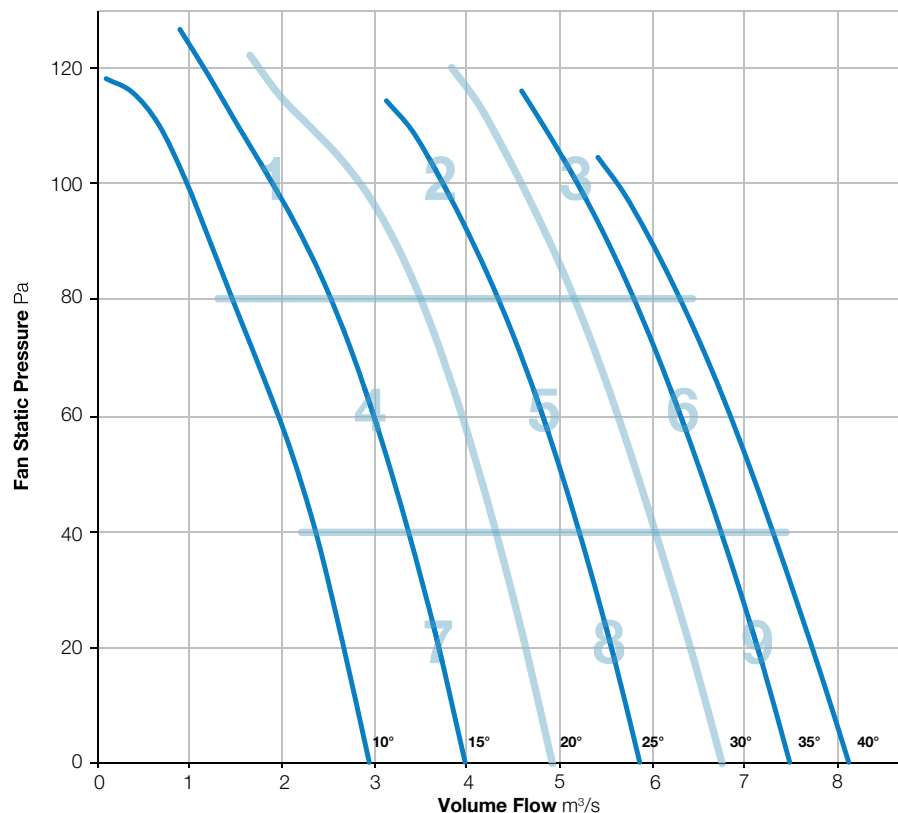
BS EN ISO 5136:2009

Type D installation

Form B



Elta Fans Limited certifies that the Axial Fans shown herein are licensed to bear the AMCA Seal. The ratings shown are based on tests and procedures performed in accordance with AMCA Publication 211 and comply with the requirements of the AMCA Certified Ratings Program. Performance certified is for Installation Type D: Ducted Inlet, Ducted Outlet. Performance ratings do not include the effects of appurtenances (accessories).



Zone		In-duct Sound Power Level (SWL) re 1pW									SPL dBA @ 3m*
		63Hz	125Hz	250Hz	500Hz	1kHz	2kHz	4kHz	8kHz	Total	
1	Inlet	For sound data please contact Elta Fans.									
	Outlet										
2	Inlet										
	Outlet										
3	Inlet										
	Outlet										
4	Inlet										
	Outlet										
5	Inlet										
	Outlet										
6	Inlet										
	Outlet										
7	Inlet										
	Outlet										
8	Inlet										
	Outlet										
9	Inlet										
	Outlet										

*Sound Pressure Level (SPL) is average spherical free-field re 20μPa, for comparative use only.
Power rating (watts, kW or BHP) does not include transmission losses.
The AMCA certified ratings seal applies to air performance only.



900-251-3

720 r/min



Nominal Diameter

900mm



Hub Type

251



Number of Blades

3



BS ISO 5801:2017

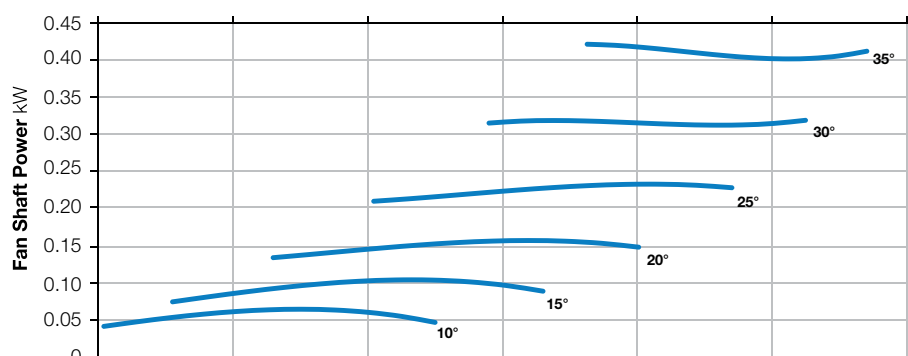
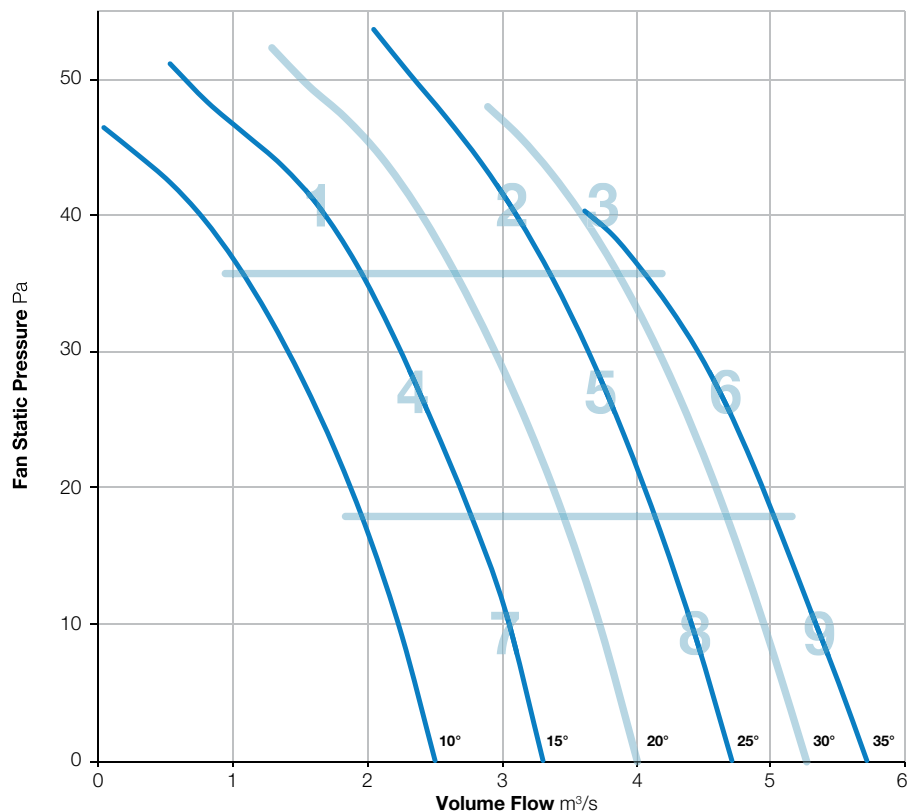
BS EN ISO 5136:2009

Type D installation

Form B



Elta Fans Limited certifies that the Axial Fans shown herein are licensed to bear the AMCA Seal. The ratings shown are based on tests and procedures performed in accordance with AMCA Publication 211 and comply with the requirements of the AMCA Certified Ratings Program. Performance certified is for Installation Type D: Ducted Inlet, Ducted Outlet. Performance ratings do not include the effects of appurtenances (accessories).



Zone		In-duct Sound Power Level (SWL) re 1pW									SPL dBA @ 3m*
		63Hz	125Hz	250Hz	500Hz	1kHz	2kHz	4kHz	8kHz	Total	
1	Inlet	67	67	76	75	71	68	64	56	80	56
	Outlet	67	67	75	75	71	67	63	57	80	56
2	Inlet	71	68	66	66	66	69	65	60	76	53
	Outlet	70	68	65	66	66	68	65	62	76	52
3	Inlet	78	80	76	73	72	70	66	60	84	57
	Outlet	77	80	75	74	72	70	67	61	84	57
4	Inlet	66	63	64	64	66	70	66	54	75	53
	Outlet	66	63	63	65	66	69	64	55	74	52
5	Inlet	71	66	65	66	65	68	64	59	76	52
	Outlet	71	67	64	66	65	66	64	60	75	51
6	Inlet	76	69	69	69	70	71	67	62	80	55
	Outlet	75	69	68	69	71	70	68	64	79	56
7	Inlet	68	63	65	64	68	75	67	53	78	57
	Outlet	69	64	65	65	67	73	66	52	77	55
8	Inlet	73	67	66	66	66	67	64	57	77	52
	Outlet	73	68	65	66	66	66	63	59	76	51
9	Inlet	77	70	69	69	70	71	67	62	80	55
	Outlet	77	70	68	69	70	71	68	64	80	56

*Sound Pressure Level (SPL) is average spherical free-field re 20μPa, for comparative use only.
Power rating (watts, kW or BHP) does not include transmission losses.
The AMCA certified ratings seal applies to air performance only.



900-251-6

720 r/min



Nominal Diameter

900mm



Hub Type

251



Number of Blades

6



BS ISO 5801:2017

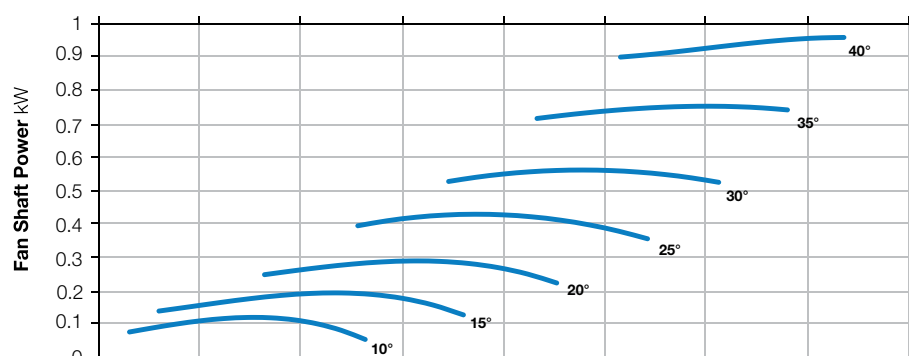
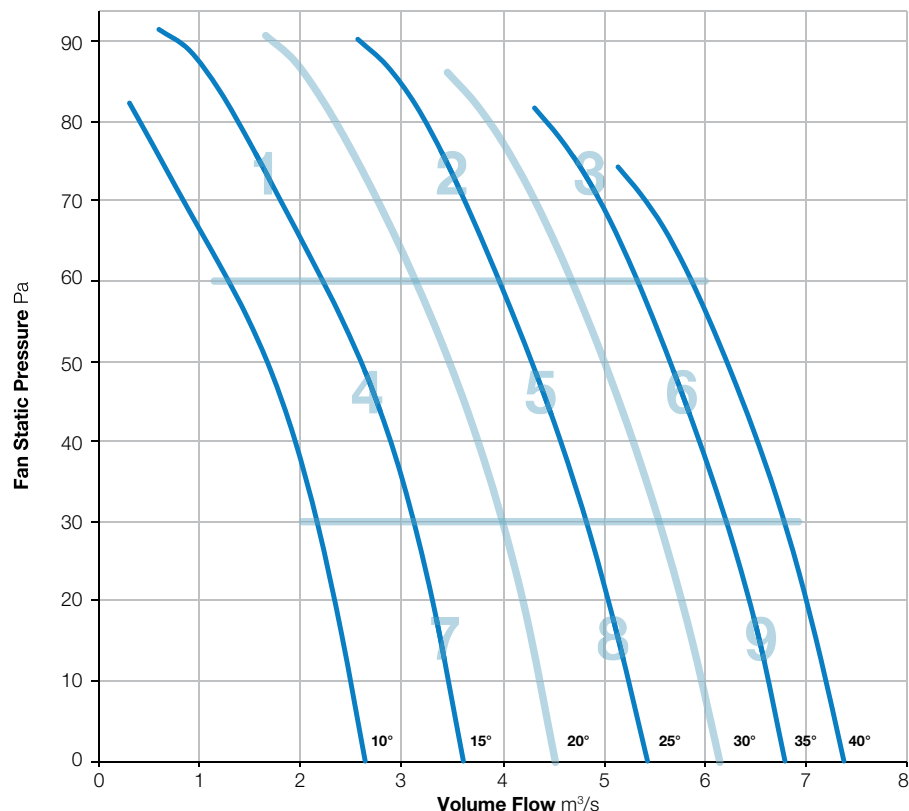
BS EN ISO 5136:2009

Type D installation

Form B



Elta Fans Limited certifies that the Axial Fans shown herein are licensed to bear the AMCA Seal. The ratings shown are based on tests and procedures performed in accordance with AMCA Publication 211 and comply with the requirements of the AMCA Certified Ratings Program. Performance certified is for Installation Type D: Ducted Inlet, Ducted Outlet. Performance ratings do not include the effects of appurtenances (accessories).



Zone		In-duct Sound Power Level (SWL) re 1pW									SPL dBA @ 3m*
		63Hz	125Hz	250Hz	500Hz	1kHz	2kHz	4kHz	8kHz	Total	
1	Inlet	71	73	83	77	74	72	67	56	85	60
	Outlet	71	73	82	76	74	71	66	57	84	59
2	Inlet	74	68	68	69	70	72	68	61	79	56
	Outlet	73	68	67	69	70	71	68	62	78	55
3	Inlet	78	71	70	71	73	75	70	64	82	59
	Outlet	78	72	69	70	73	74	71	66	82	58
4	Inlet	71	65	68	69	73	77	70	56	80	60
	Outlet	71	65	67	69	73	75	68	56	79	58
5	Inlet	77	70	69	69	69	71	67	59	80	55
	Outlet	76	70	68	68	69	70	67	60	79	55
6	Inlet	80	74	72	71	72	74	70	63	83	58
	Outlet	81	73	70	71	72	74	70	65	83	58
7	Inlet	72	65	66	67	69	76	68	54	79	58
	Outlet	71	65	65	68	68	74	67	54	78	56
8	Inlet	77	71	70	70	71	74	69	57	81	57
	Outlet	76	71	69	69	71	72	68	58	80	56
9	Inlet	81	74	73	72	72	73	69	62	84	58
	Outlet	83	74	71	71	72	72	70	65	85	57

*Sound Pressure Level (SPL) is average spherical free-field re 20μPa, for comparative use only.
Power rating (watts, kW or BHP) does not include transmission losses.
The AMCA certified ratings seal applies to air performance only.



900-251-9

720 r/min



Nominal Diameter

900mm



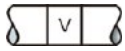
Hub Type

251



Number of Blades

9



BS ISO 5801:2017

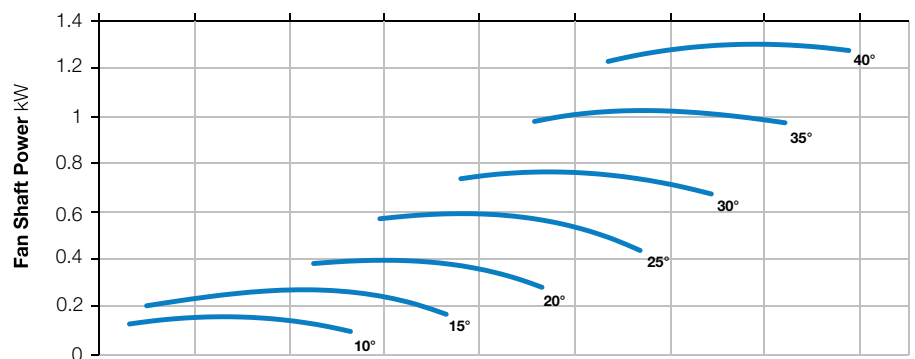
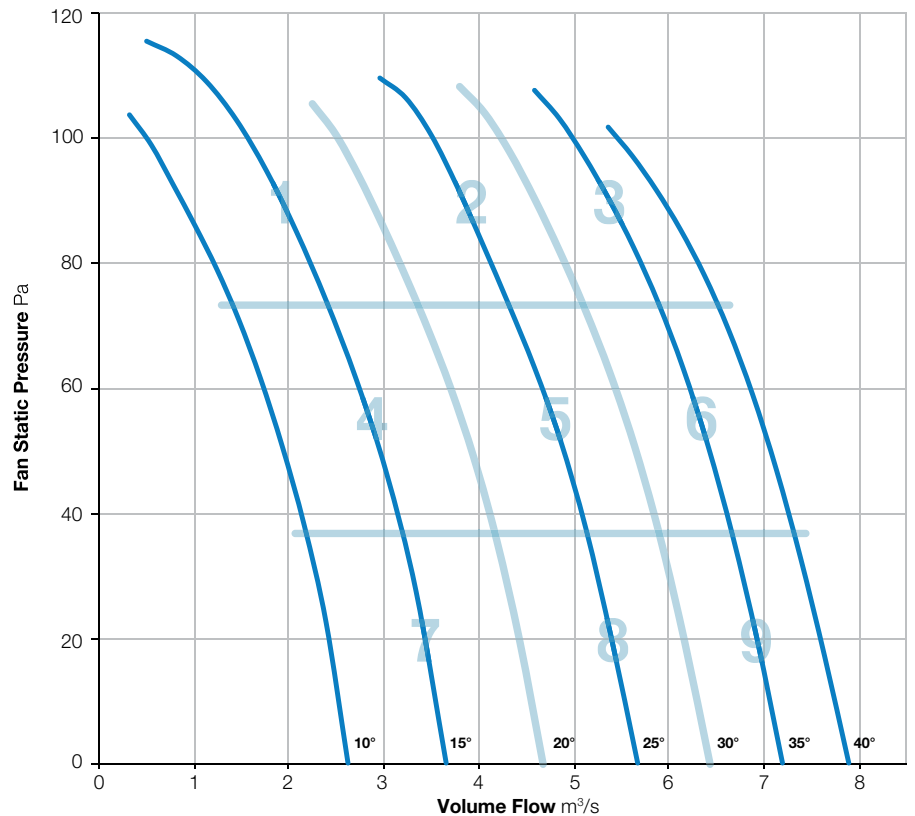
BS EN ISO 5136:2009

Type D installation

Form B



Elta Fans Limited certifies that the Axial Fans shown herein are licensed to bear the AMCA Seal. The ratings shown are based on tests and procedures performed in accordance with AMCA Publication 211 and comply with the requirements of the AMCA Certified Ratings Program. Performance certified is for Installation Type D: Ducted Inlet, Ducted Outlet. Performance ratings do not include the effects of appurtenances (accessories).



Zone		In-duct Sound Power Level (SWL) re 1pW									SPL dBA @ 3m*
		63Hz	125Hz	250Hz	500Hz	1kHz	2kHz	4kHz	8kHz	Total	
1	Inlet	73	75	82	79	75	76	68	57	86	61
	Outlet	74	75	80	78	75	75	67	58	85	60
2	Inlet	74	70	73	77	75	75	70	62	83	60
	Outlet	74	71	71	76	75	74	70	63	82	59
3	Inlet	78	74	75	75	74	75	71	65	84	60
	Outlet	81	75	73	75	75	74	72	67	85	60
4	Inlet	67	66	68	71	74	78	70	58	81	60
	Outlet	69	67	67	71	74	77	69	58	81	60
5	Inlet	73	71	70	71	73	76	71	60	81	59
	Outlet	77	71	69	72	72	74	69	61	81	58
6	Inlet	80	75	74	73	73	73	70	64	84	58
	Outlet	80	75	72	73	73	73	70	66	83	58
7	Inlet	70	68	69	71	70	76	69	56	80	58
	Outlet	70	68	67	71	69	74	68	55	79	57
8	Inlet	76	73	72	71	74	79	72	58	83	61
	Outlet	81	75	71	71	73	77	71	59	84	60
9	Inlet	81	77	75	74	73	74	70	63	85	59
	Outlet	81	76	73	73	73	73	70	65	84	58

*Sound Pressure Level (SPL) is average spherical free-field re 20μPa, for comparative use only.
Power rating (watts, kW or BHP) does not include transmission losses.
The AMCA certified ratings seal applies to air performance only.



900-251-12

720 r/min



Nominal Diameter

900mm



Hub Type

251



Number of Blades

12

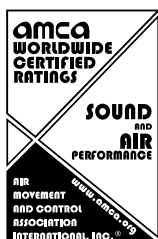


BS ISO 5801:2017

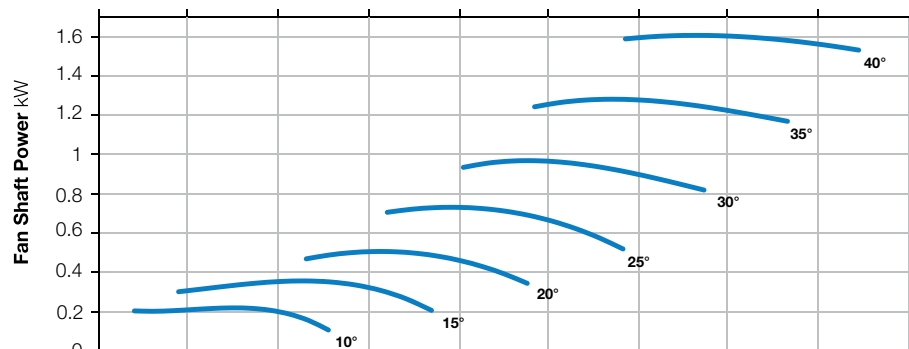
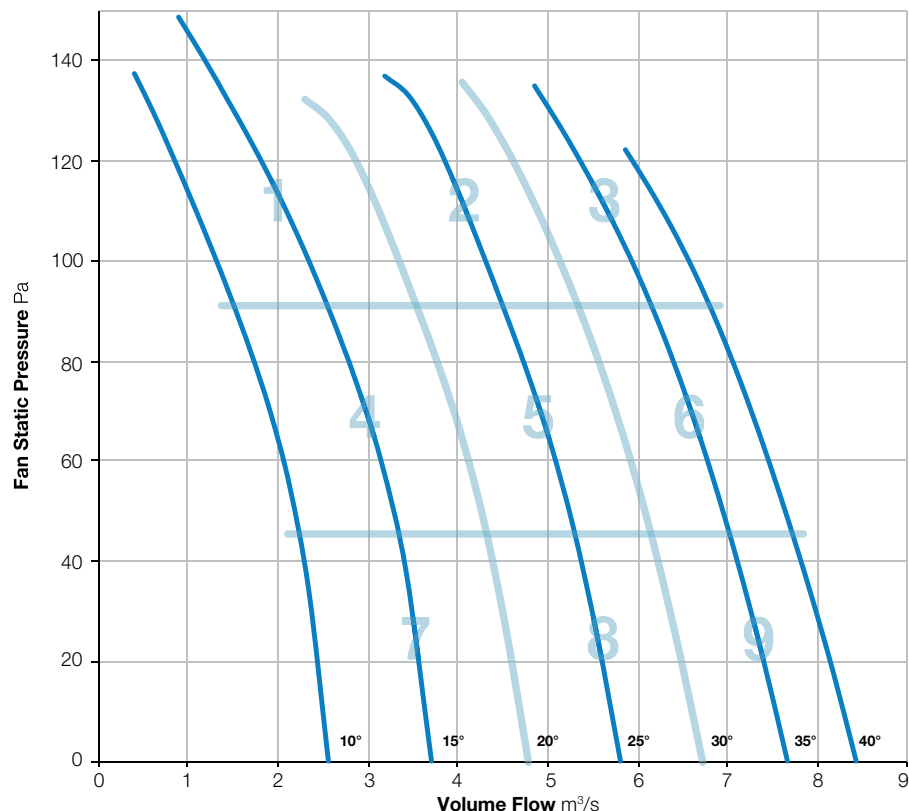
BS ISO 13347-2:2004

Type D installation

Form B



Elta Fans Limited certifies that the Axial Fans shown herein are licensed to bear the AMCA Seal. The ratings shown are based on tests and procedures performed in accordance with AMCA Publications 211 & 311 and comply with the requirements of the AMCA Certified Ratings Program. Performance certified is for Installation Type D: Ducted Inlet, Ducted Outlet. Performance ratings do not include the effects of appurtenances (accessories).



Zone		In-duct Sound Power Level (SWL) re 1pW									SPL dBA @ 3m*
		63Hz	125Hz	250Hz	500Hz	1kHz	2kHz	4kHz	8kHz	Total	
1	Inlet	74	81	80	78	76	73	68	60	86	60
	Outlet	73	83	79	77	75	73	69	61	86	60
2	Inlet	72	76	82	81	79	77	71	64	87	63
	Outlet	72	76	84	81	81	77	72	66	88	64
3	Inlet	75	78	74	76	75	75	72	67	84	60
	Outlet	74	78	74	76	75	76	73	70	84	61
4	Inlet	67	73	74	75	77	78	71	62	83	62
	Outlet	66	74	74	74	77	77	71	63	83	61
5	Inlet	73	76	72	73	74	76	73	64	83	60
	Outlet	72	77	72	73	74	76	73	65	83	60
6	Inlet	79	79	74	74	73	73	70	65	84	58
	Outlet	76	80	74	74	73	74	71	68	84	59
7	Inlet	72	74	73	73	72	73	69	60	81	58
	Outlet	71	75	72	72	71	72	69	60	81	57
8	Inlet	79	79	73	73	73	77	73	61	85	60
	Outlet	78	79	73	73	73	77	74	63	84	61
9	Inlet	82	81	75	74	74	74	72	65	86	59
	Outlet	81	82	76	75	75	75	72	67	86	60

*Sound Pressure Level (SPL) is average spherical free-field re 20μPa, for comparative use only. dBA levels are not licensed by AMCA International.

Power rating (watts, kW or BHP) does not include transmission losses.

The sound power level ratings shown are in decibels, referred to 10⁻¹² watts, calculated per AMCA Standard 301. Values shown are for inlet L_{wa} and outlet L_{wo} sound power levels for Installation Type D: ducted inlet, ducted outlet. Ratings include the effect of duct end correction.



900-252-3

720 r/min



Nominal Diameter

900mm



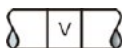
Hub Type

252



Number of Blades

3



BS ISO 5801:2017

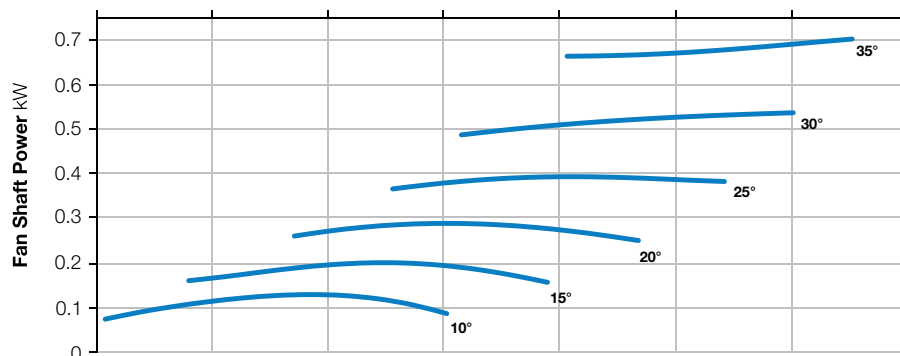
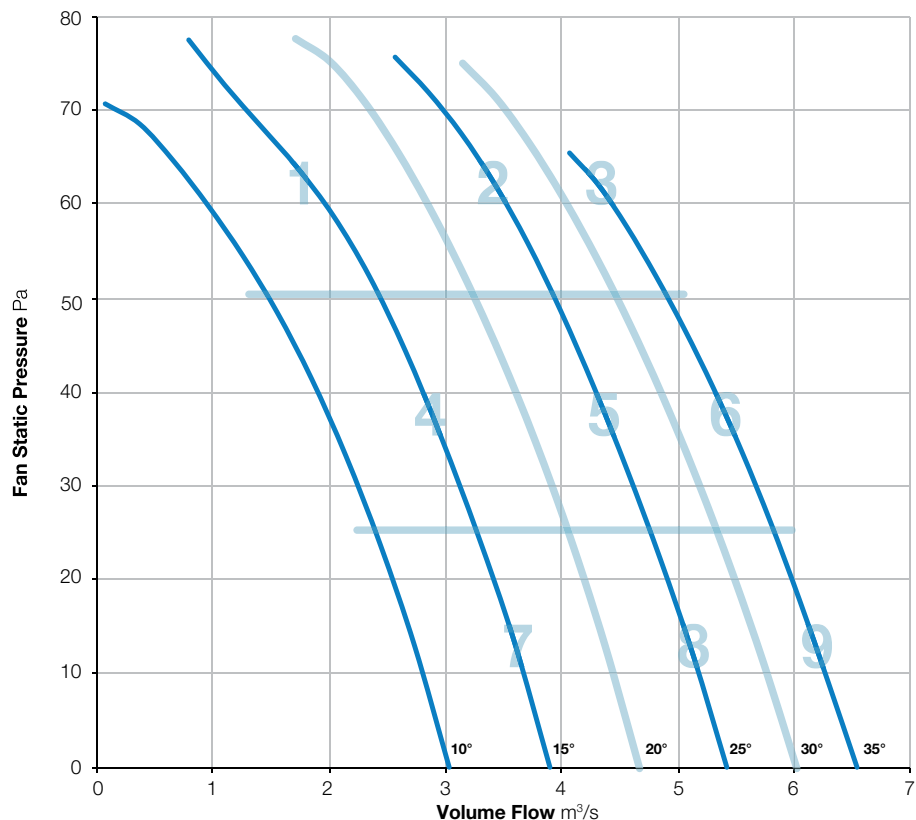
BS EN ISO 5136:2009

Type D installation

Form B



Elta Fans Limited certifies that the Axial Fans shown herein are licensed to bear the AMCA Seal. The ratings shown are based on tests and procedures performed in accordance with AMCA Publication 211 and comply with the requirements of the AMCA Certified Ratings Program. Performance certified is for Installation Type D: Ducted Inlet, Ducted Outlet. Performance ratings do not include the effects of appurtenances (accessories).



Zone		In-duct Sound Power Level (SWL) re 1pW									SPL dBA @ 3m*
		63Hz	125Hz	250Hz	500Hz	1kHz	2kHz	4kHz	8kHz	Total	
1	Inlet	For sound data please contact Elta Fans.									
	Outlet										
2	Inlet										
	Outlet										
3	Inlet										
	Outlet										
4	Inlet										
	Outlet										
5	Inlet										
	Outlet										
6	Inlet										
	Outlet										
7	Inlet										
	Outlet										
8	Inlet										
	Outlet										
9	Inlet										
	Outlet										

*Sound Pressure Level (SPL) is average spherical free-field re 20μPa, for comparative use only.
Power rating (watts, kW or BHP) does not include transmission losses.
The AMCA certified ratings seal applies to air performance only.



900-252-6

720 r/min



Nominal Diameter

900mm



Hub Type

252



Number of Blades

6



BS ISO 5801:2017

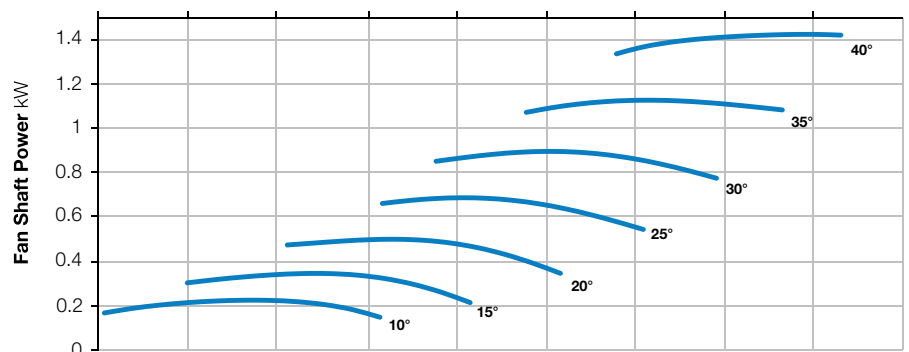
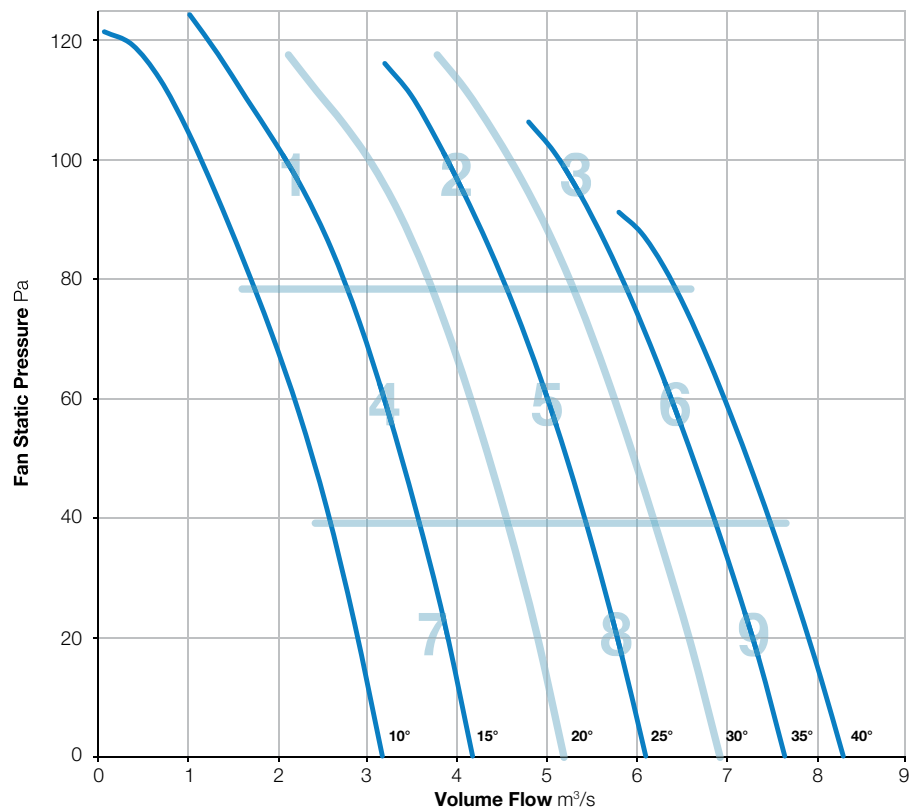
BS EN ISO 5136:2009

Type D installation

Form B



Elta Fans Limited certifies that the Axial Fans shown herein are licensed to bear the AMCA Seal. The ratings shown are based on tests and procedures performed in accordance with AMCA Publication 211 and comply with the requirements of the AMCA Certified Ratings Program. Performance certified is for Installation Type D: Ducted Inlet, Ducted Outlet. Performance ratings do not include the effects of appurtenances (accessories).



Zone		In-duct Sound Power Level (SWL) re 1pW									SPL dBA @ 3m*
		63Hz	125Hz	250Hz	500Hz	1kHz	2kHz	4kHz	8kHz	Total	
1	Inlet	For sound data please contact Elta Fans.									
	Outlet										
2	Inlet										
	Outlet										
3	Inlet										
	Outlet										
4	Inlet										
	Outlet										
5	Inlet										
	Outlet										
6	Inlet										
	Outlet										
7	Inlet										
	Outlet										
8	Inlet										
	Outlet										
9	Inlet										
	Outlet										

*Sound Pressure Level (SPL) is average spherical free-field re 20µPa, for comparative use only.
Power rating (watts, kW or BHP) does not include transmission losses.
The AMCA certified ratings seal applies to air performance only.



900-252-9

720 r/min



Nominal Diameter

900mm



Hub Type

252



Number of Blades

9



BS ISO 5801:2017

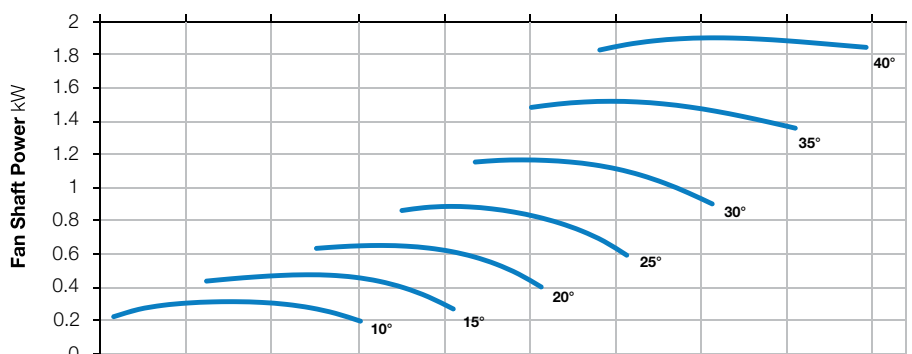
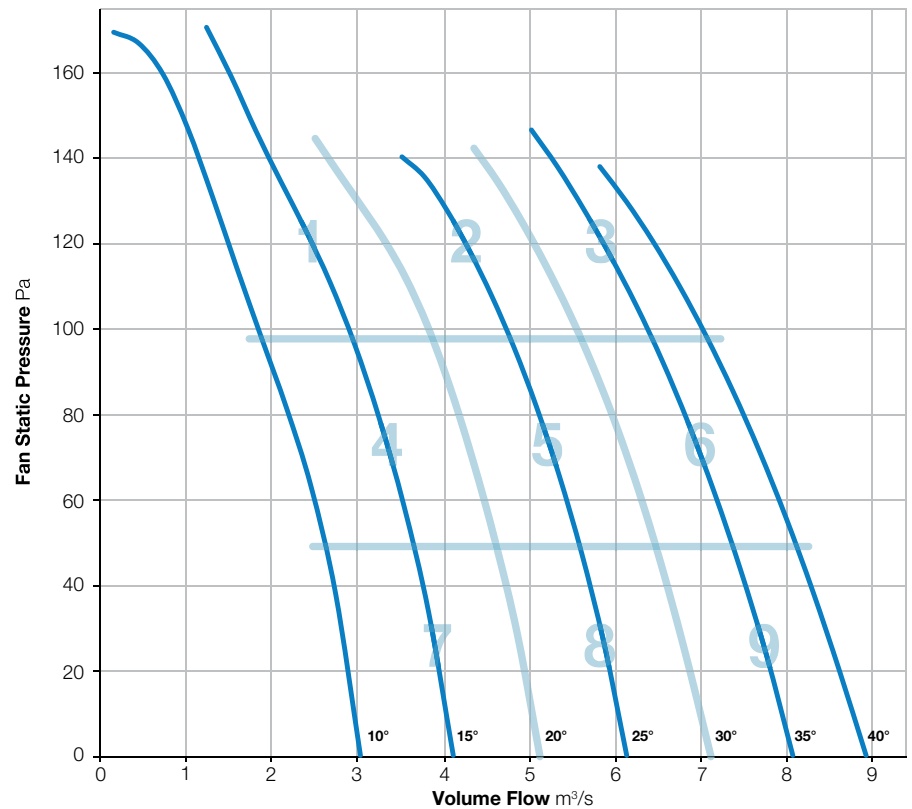
BS EN ISO 5136:2009

Type D installation

Form B



Elta Fans Limited certifies that the Axial Fans shown herein are licensed to bear the AMCA Seal. The ratings shown are based on tests and procedures performed in accordance with AMCA Publication 211 and comply with the requirements of the AMCA Certified Ratings Program. Performance certified is for Installation Type D: Ducted Inlet, Ducted Outlet. Performance ratings do not include the effects of appurtenances (accessories).



Zone		In-duct Sound Power Level (SWL) re 1pW									SPL dBA @ 3m*
		63Hz	125Hz	250Hz	500Hz	1kHz	2kHz	4kHz	8kHz	Total	
1	Inlet	For sound data please contact Elta Fans.									
	Outlet										
2	Inlet										
	Outlet										
3	Inlet										
	Outlet										
4	Inlet										
	Outlet										
5	Inlet										
	Outlet										
6	Inlet										
	Outlet										
7	Inlet										
	Outlet										
8	Inlet										
	Outlet										
9	Inlet										
	Outlet										

*Sound Pressure Level (SPL) is average spherical free-field re 20µPa, for comparative use only.
Power rating (watts, kW or BHP) does not include transmission losses.
The AMCA certified ratings seal applies to air performance only.



900-352-3

720 r/min



Nominal Diameter

900mm



Hub Type

352



Number of Blades

3

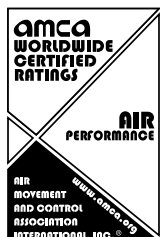


BS ISO 5801:2017

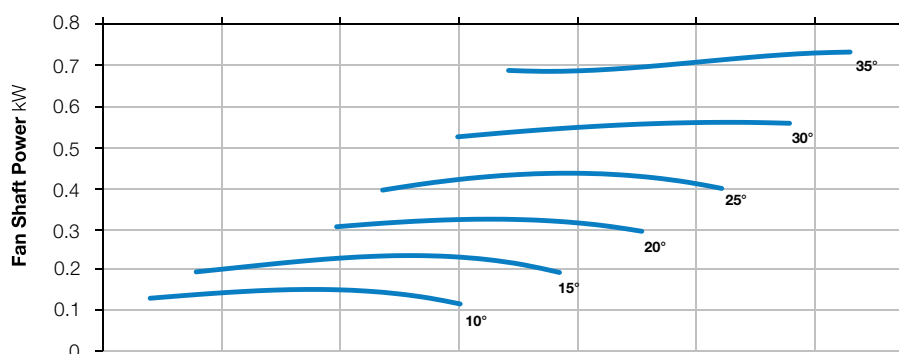
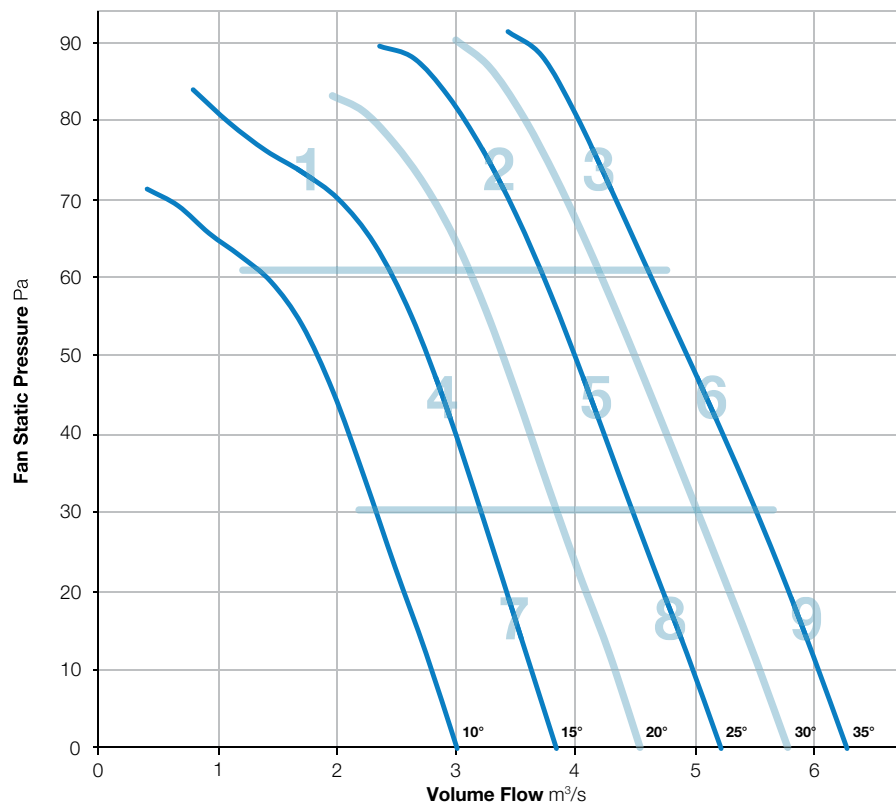
BS EN ISO 5136:2009

Type D installation

Form B



Elta Fans Limited certifies that the Axial Fans shown herein are licensed to bear the AMCA Seal. The ratings shown are based on tests and procedures performed in accordance with AMCA Publication 211 and comply with the requirements of the AMCA Certified Ratings Program. Performance certified is for Installation Type D: Ducted Inlet, Ducted Outlet. Performance ratings do not include the effects of appurtenances (accessories).



Zone		In-duct Sound Power Level (SWL) re 1pW									SPL dBA @ 3m*
		63Hz	125Hz	250Hz	500Hz	1kHz	2kHz	4kHz	8kHz	Total	
1	Inlet	73	69	70	72	70	67	63	53	79	54
	Outlet	74	70	69	71	70	66	62	55	79	53
2	Inlet	77	71	70	72	69	65	62	56	80	53
	Outlet	78	71	69	72	69	64	62	59	81	53
3	Inlet	82	75	72	74	70	67	66	62	84	55
	Outlet	82	75	72	75	72	67	68	65	84	57
4	Inlet	74	68	69	73	72	69	63	50	79	55
	Outlet	75	69	68	72	71	68	62	52	79	54
5	Inlet	77	70	71	73	70	65	61	54	80	54
	Outlet	78	71	70	72	70	65	61	57	81	54
6	Inlet	81	74	73	75	71	67	65	60	84	56
	Outlet	82	75	73	75	73	68	67	63	84	57
7	Inlet	74	67	68	71	71	68	61	47	78	54
	Outlet	74	68	67	70	72	67	60	48	78	54
8	Inlet	77	73	71	72	72	69	66	59	81	56
	Outlet	78	73	71	73	72	68	66	61	82	56
9	Inlet	82	74	73	74	71	67	65	59	84	55
	Outlet	82	76	74	74	72	68	67	63	84	56

*Sound Pressure Level (SPL) is average spherical free-field re 20μPa, for comparative use only.
Power rating (watts, kW or BHP) does not include transmission losses.
The AMCA certified ratings seal applies to air performance only.



900-352-6

720 r/min



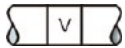
Nominal Diameter
900mm



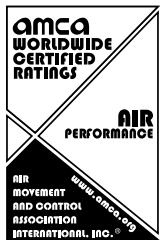
Hub Type
352



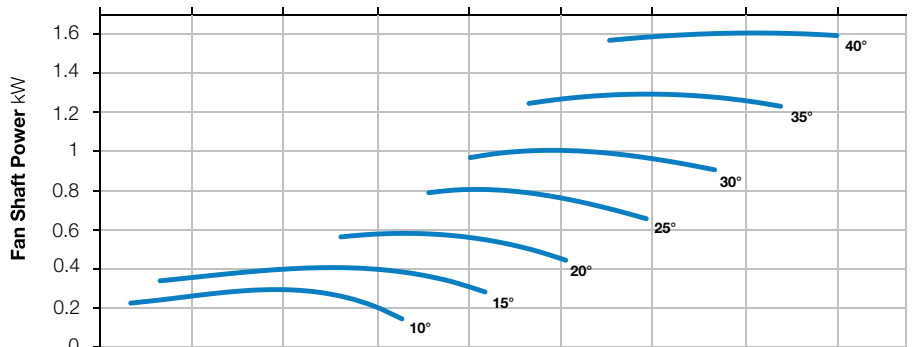
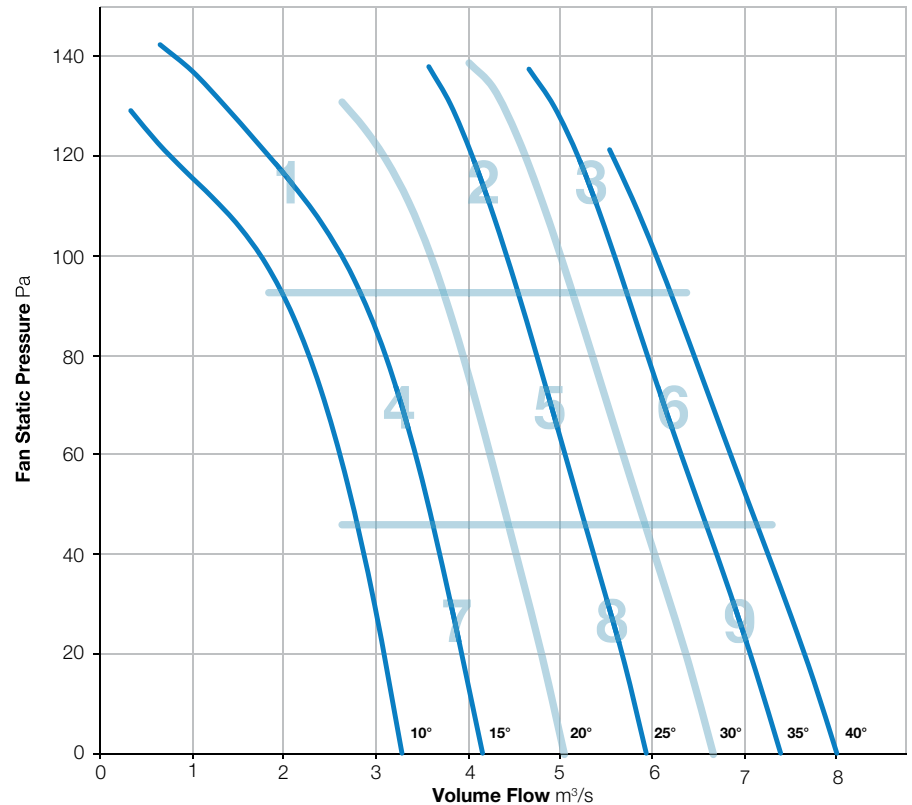
Number of Blades
6



BS ISO 5801:2017
BS EN ISO 5136:2009
Type D installation
Form B



Elta Fans Limited certifies that the Axial Fans shown herein are licensed to bear the AMCA Seal. The ratings shown are based on tests and procedures performed in accordance with AMCA Publication 211 and comply with the requirements of the AMCA Certified Ratings Program. Performance certified is for Installation Type D: Ducted Inlet, Ducted Outlet. Performance ratings do not include the effects of appurtenances (accessories).



Zone		In-duct Sound Power Level (SWL) re 1pW									SPL dBA @ 3m*
		63Hz	125Hz	250Hz	500Hz	1kHz	2kHz	4kHz	8kHz	Total	
1	Inlet	78	74	81	80	75	71	65	54	86	60
	Outlet	80	75	80	78	75	70	64	56	85	59
2	Inlet	81	74	74	78	72	69	66	60	84	58
	Outlet	83	75	74	76	72	69	66	62	85	57
3	Inlet	84	74	75	77	73	70	67	62	86	58
	Outlet	84	77	75	78	74	71	69	66	86	59
4	Inlet	78	71	73	76	73	72	66	53	82	58
	Outlet	80	72	72	74	73	71	65	55	83	57
5	Inlet	81	73	73	78	72	70	65	56	84	58
	Outlet	82	74	73	75	72	69	65	59	84	56
6	Inlet	84	75	74	76	72	69	65	60	86	57
	Outlet	84	78	75	77	73	70	67	64	86	58
7	Inlet	77	71	72	75	73	72	63	49	82	57
	Outlet	78	72	71	73	72	71	61	48	81	56
8	Inlet	81	74	73	76	73	71	65	55	84	57
	Outlet	82	74	73	73	72	71	65	55	84	56
9	Inlet	83	75	74	77	73	69	66	60	85	58
	Outlet	85	78	76	78	74	71	68	63	87	59

*Sound Pressure Level (SPL) is average spherical free-field re 20μPa, for comparative use only.
Power rating (watts, kW or BHP) does not include transmission losses.
The AMCA certified ratings seal applies to air performance only.



900-352-9

720 r/min



Nominal Diameter

900mm



Hub Type

352



Number of Blades

9



BS ISO 5801:2017

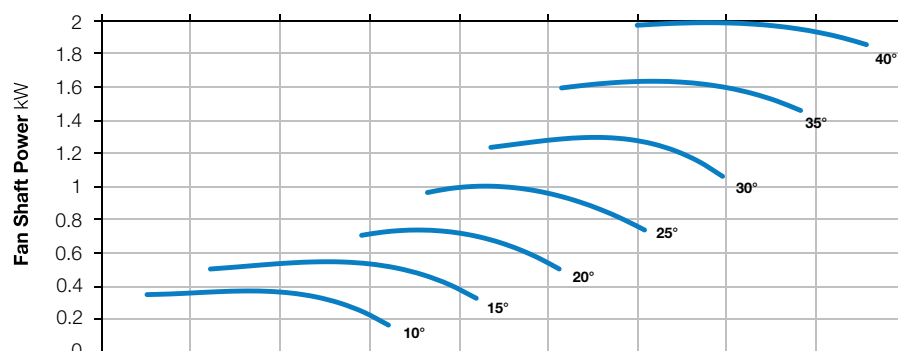
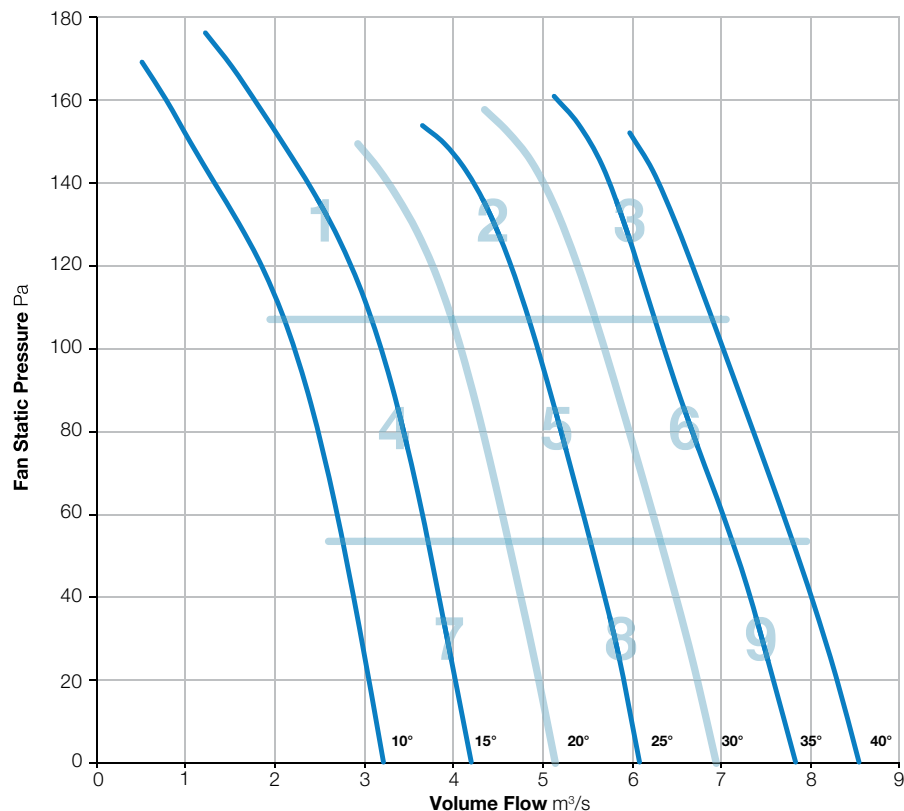
BS EN ISO 5136:2009

Type D installation

Form B



Elta Fans Limited certifies that the Axial Fans shown herein are licensed to bear the AMCA Seal. The ratings shown are based on tests and procedures performed in accordance with AMCA Publication 211 and comply with the requirements of the AMCA Certified Ratings Program. Performance certified is for Installation Type D: Ducted Inlet, Ducted Outlet. Performance ratings do not include the effects of appurtenances (accessories).



Zone		In-duct Sound Power Level (SWL) re 1pW									SPL dBA @ 3m*
		63Hz	125Hz	250Hz	500Hz	1kHz	2kHz	4kHz	8kHz	Total	
1	Inlet	76	74	78	78	75	73	67	56	84	60
	Outlet	77	75	77	77	75	72	66	57	84	59
2	Inlet	80	77	79	78	74	73	68	60	85	60
	Outlet	81	78	77	78	74	72	68	63	85	59
3	Inlet	81	78	77	77	73	70	67	60	85	58
	Outlet	83	81	78	78	74	71	69	63	87	59
4	Inlet	76	75	76	78	75	74	67	56	84	60
	Outlet	77	76	75	76	74	73	66	56	83	59
5	Inlet	79	76	77	77	74	72	66	56	84	59
	Outlet	80	77	75	77	74	72	66	58	84	59
6	Inlet	83	79	79	75	73	71	67	61	86	58
	Outlet	85	82	80	77	75	72	69	64	88	60
7	Inlet	78	76	76	77	75	74	65	53	84	59
	Outlet	77	78	75	76	75	73	63	52	84	59
8	Inlet	80	76	77	77	75	73	66	55	85	59
	Outlet	80	77	76	77	74	73	65	56	85	59
9	Inlet	83	79	80	76	74	71	66	59	87	59
	Outlet	84	82	80	78	76	72	68	63	88	60

*Sound Pressure Level (SPL) is average spherical free-field re 20μPa, for comparative use only.
Power rating (watts, kW or BHP) does not include transmission losses.
The AMCA certified ratings seal applies to air performance only.



900-352-12

720 r/min



Nominal Diameter

900mm



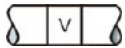
Hub Type

352



Number of Blades

12



BS ISO 5801:2017

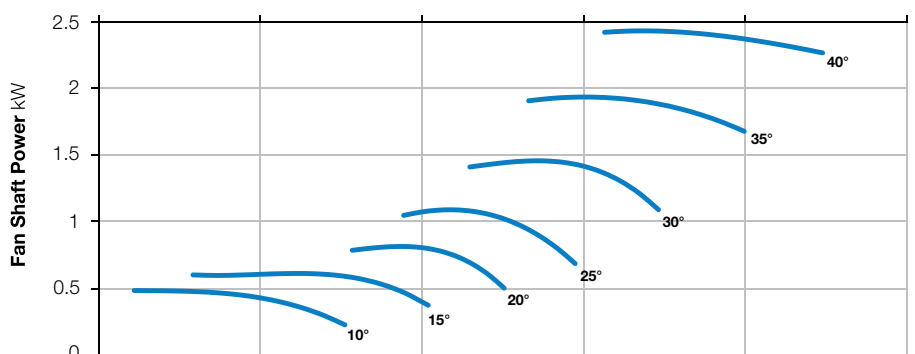
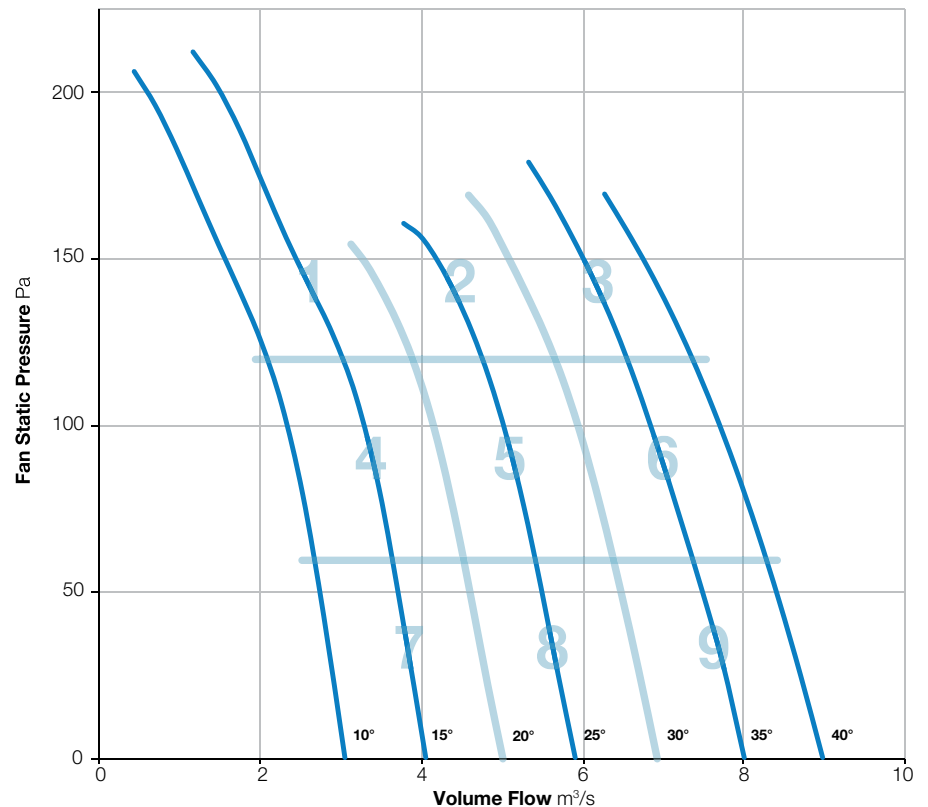
BS ISO 13347-2:2004

Type D installation

Form B



Elta Fans Limited certifies that the Axial Fans shown herein are licensed to bear the AMCA Seal. The ratings shown are based on tests and procedures performed in accordance with AMCA Publications 211 & 311 and comply with the requirements of the AMCA Certified Ratings Program. Performance certified is for Installation Type D: Ducted Inlet, Ducted Outlet. Performance ratings do not include the effects of appurtenances (accessories).



Zone		In-duct Sound Power Level (SWL) re 1pW									SPL dBA @ 3m*
		63Hz	125Hz	250Hz	500Hz	1kHz	2kHz	4kHz	8kHz	Total	
1	Inlet	84	89	83	79	75	72	66	60	91	61
	Outlet	85	91	82	79	76	73	68	63	93	62
2	Inlet	75	79	75	74	73	72	68	60	83	58
	Outlet	75	80	76	74	74	72	69	63	84	58
3	Inlet	80	81	76	75	76	73	69	65	86	60
	Outlet	78	80	77	75	76	74	72	68	85	60
4	Inlet	71	77	78	78	78	75	68	60	85	61
	Outlet	72	78	79	79	78	75	69	61	85	62
5	Inlet	78	81	74	73	72	72	68	59	84	57
	Outlet	79	83	76	75	74	73	69	62	86	59
6	Inlet	81	82	76	75	74	72	68	61	86	58
	Outlet	79	82	77	75	76	73	71	65	86	60
7	Inlet	74	78	76	75	75	75	68	60	84	60
	Outlet	72	79	76	74	75	75	68	60	84	59
8	Inlet	81	83	77	75	75	76	69	60	87	60
	Outlet	80	83	76	74	74	75	69	62	86	59
9	Inlet	84	83	77	76	75	73	69	61	88	59
	Outlet	81	84	78	77	76	74	70	64	88	60

*Sound Pressure Level (SPL) is average spherical free-field re 20μPa, for comparative use only. dBA levels are not licensed by AMCA International.

Power rating (watts, kW or BHP) does not include transmission losses.

The sound power level ratings shown are in decibels, referred to 10⁻¹² watts, calculated per AMCA Standard 301. Values shown are for inlet L_{wa} and outlet L_{wo} sound power levels for Installation Type D: ducted inlet, ducted outlet. Ratings include the effect of duct end correction.



900-400-9

720 r/min



Nominal Diameter

900mm



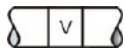
Hub Type

400



Number of Blades

9



BS ISO 5801:2017

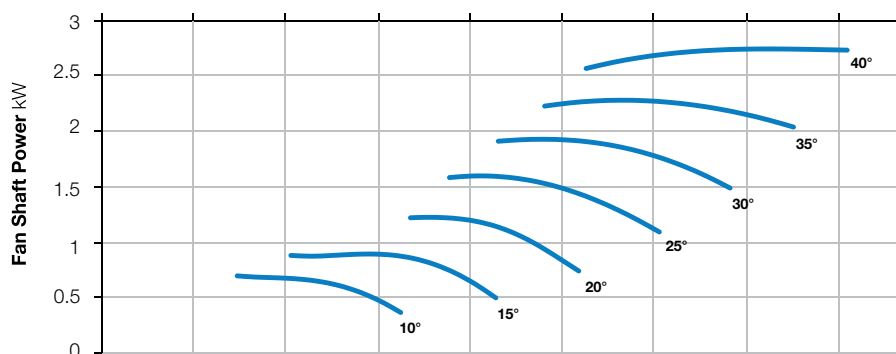
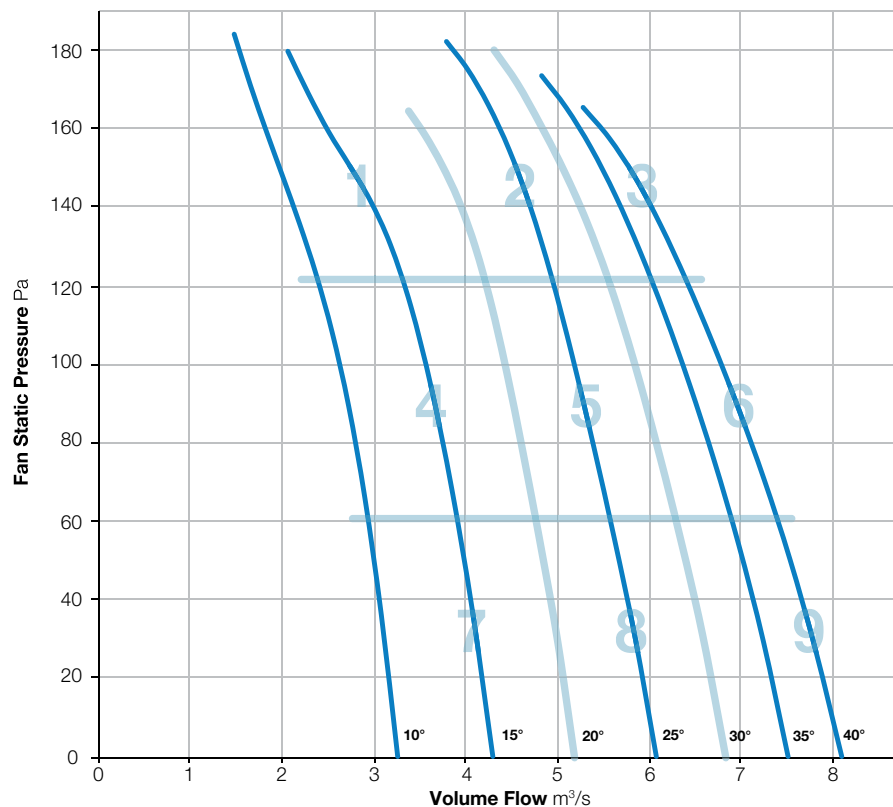
BS EN ISO 5136:2009

Type D installation

Form B



Elta Fans Limited certifies that the Axial Fans shown herein are licensed to bear the AMCA Seal. The ratings shown are based on tests and procedures performed in accordance with AMCA Publication 211 and comply with the requirements of the AMCA Certified Ratings Program. Performance certified is for Installation Type D: Ducted Inlet, Ducted Outlet. Performance ratings do not include the effects of appurtenances (accessories).



Zone		In-duct Sound Power Level (SWL) re 1pW									SPL dBA @ 3m*
		63Hz	125Hz	250Hz	500Hz	1kHz	2kHz	4kHz	8kHz	Total	
1	Inlet	86	84	85	83	76	73	66	58	91	63
	Outlet	86	87	86	82	76	72	65	60	92	63
2	Inlet	82	80	80	82	76	73	68	64	88	62
	Outlet	83	82	79	81	76	75	70	67	88	62
3	Inlet	85	81	80	81	75	74	70	64	89	61
	Outlet	84	84	80	81	76	74	72	67	89	62
4	Inlet	78	81	77	83	76	72	64	55	87	62
	Outlet	77	81	78	82	76	73	64	56	87	61
5	Inlet	81	80	76	84	76	74	66	61	88	63
	Outlet	81	83	77	82	76	74	67	63	88	62
6	Inlet	85	81	78	79	75	73	69	62	88	60
	Outlet	84	83	79	79	75	73	69	64	88	60
7	Inlet	77	80	77	81	75	71	61	53	86	60
	Outlet	79	82	78	81	74	71	62	54	87	60
8	Inlet	81	79	76	84	77	73	64	57	88	63
	Outlet	80	82	77	84	76	72	65	59	88	62
9	Inlet	85	79	78	78	76	75	71	65	88	61
	Outlet	86	81	78	80	78	76	72	66	89	62

*Sound Pressure Level (SPL) is average spherical free-field re 20μPa, for comparative use only.
Power rating (watts, kW or BHP) does not include transmission losses.
The AMCA certified ratings seal applies to air performance only.



900-181-3

960 r/min



Nominal Diameter

900mm



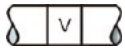
Hub Type

181



Number of Blades

3



BS ISO 5801:2017

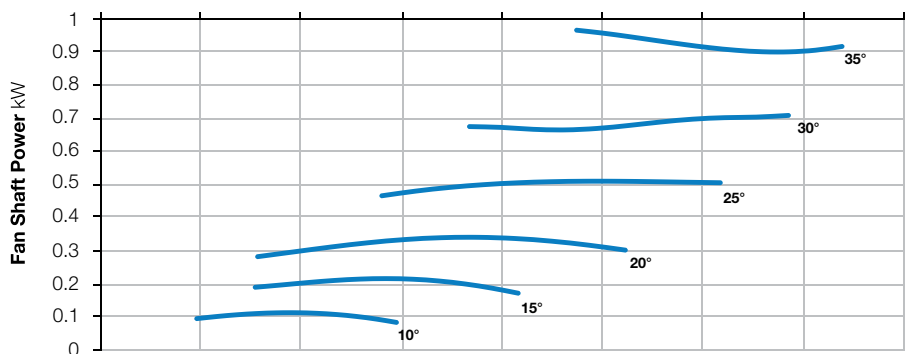
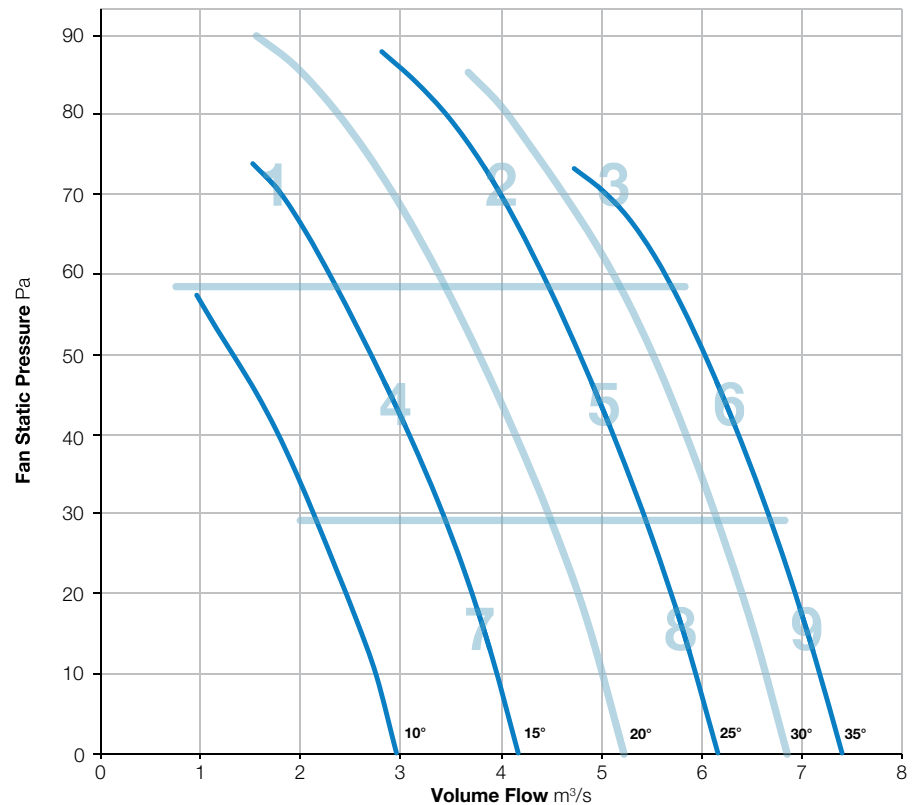
BS EN ISO 5136:2009

Type D installation

Form B



Elta Fans Limited certifies that the Axial Fans shown herein are licensed to bear the AMCA Seal. The ratings shown are based on tests and procedures performed in accordance with AMCA Publication 211 and comply with the requirements of the AMCA Certified Ratings Program. Performance certified is for Installation Type D: Ducted Inlet, Ducted Outlet. Performance ratings do not include the effects of appurtenances (accessories).



Zone		In-duct Sound Power Level (SWL) re 1pW									SPL dBA @ 3m*
		63Hz	125Hz	250Hz	500Hz	1kHz	2kHz	4kHz	8kHz	Total	
1	Inlet	73	70	84	82	77	74	71	67	87	63
	Outlet	72	70	83	81	77	73	70	66	86	62
2	Inlet	78	73	72	72	72	74	72	70	83	59
	Outlet	77	72	72	72	72	73	72	70	82	58
3	Inlet	83	82	82	88	78	77	73	70	91	66
	Outlet	82	82	81	92	78	75	72	69	93	69
4	Inlet	76	70	71	71	73	74	73	67	82	59
	Outlet	76	70	70	71	72	73	72	66	81	58
5	Inlet	78	74	73	72	71	72	71	69	82	58
	Outlet	77	73	73	72	70	70	71	69	82	57
6	Inlet	84	79	78	89	78	78	75	73	91	67
	Outlet	83	78	76	94	78	76	75	72	95	71
7	Inlet	79	71	71	69	70	73	76	67	83	59
	Outlet	78	71	71	69	69	71	74	65	82	58
8	Inlet	80	74	74	72	72	71	71	68	83	58
	Outlet	79	74	75	73	70	70	70	68	83	57
9	Inlet	83	79	78	87	77	78	76	73	90	66
	Outlet	82	78	76	93	77	77	76	73	94	70

*Sound Pressure Level (SPL) is average spherical free-field re 20μPa, for comparative use only.
Power rating (watts, kW or BHP) does not include transmission losses.
The AMCA certified ratings seal applies to air performance only.



900-181-6

960 r/min



Nominal Diameter

900mm



Hub Type

181



Number of Blades

6

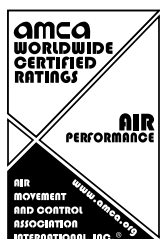


BS ISO 5801:2017

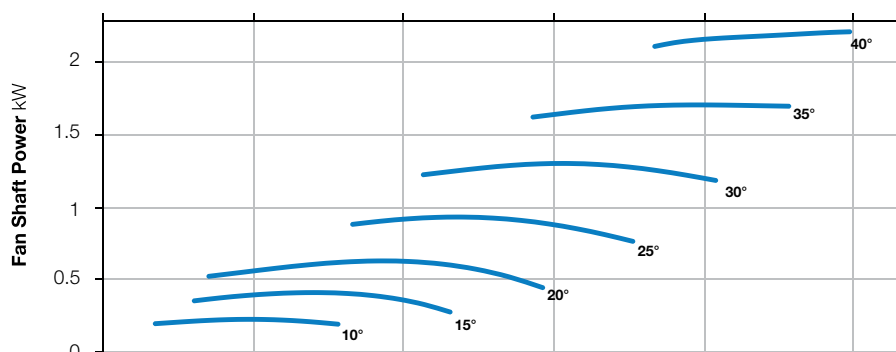
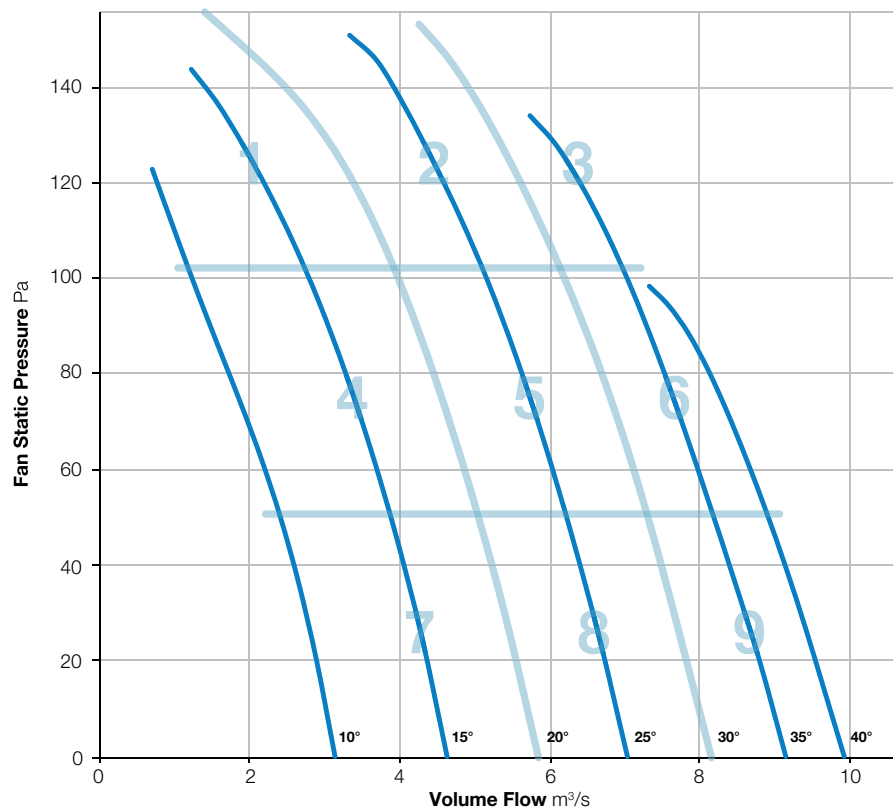
BS EN ISO 5136:2009

Type D installation

Form B



Elta Fans Limited certifies that the Axial Fans shown herein are licensed to bear the AMCA Seal. The ratings shown are based on tests and procedures performed in accordance with AMCA Publication 211 and comply with the requirements of the AMCA Certified Ratings Program. Performance certified is for Installation Type D: Ducted Inlet, Ducted Outlet. Performance ratings do not include the effects of appurtenances (accessories).



Zone		In-duct Sound Power Level (SWL) re 1pW									SPL dBA @ 3m*
		63Hz	125Hz	250Hz	500Hz	1kHz	2kHz	4kHz	8kHz	Total	
1	Inlet	77	85	87	82	80	78	75	69	91	65
	Outlet	77	85	85	82	79	77	74	69	90	64
2	Inlet	79	76	80	84	82	81	77	73	89	67
	Outlet	78	76	79	83	82	80	77	74	89	66
3	Inlet	83	78	80	82	81	81	78	74	89	66
	Outlet	83	78	79	81	81	80	79	76	89	66
4	Inlet	75	70	75	77	80	80	81	69	87	66
	Outlet	74	70	75	77	80	79	79	69	86	65
5	Inlet	80	77	76	75	77	78	76	72	86	63
	Outlet	79	76	76	75	76	76	75	72	85	62
6	Inlet	84	81	80	79	79	80	77	73	89	65
	Outlet	83	80	78	77	78	78	77	75	88	64
7	Inlet	79	72	75	73	75	77	82	68	86	64
	Outlet	78	72	74	73	75	75	80	67	85	63
8	Inlet	82	80	78	75	76	77	78	71	87	63
	Outlet	81	79	77	75	75	76	76	70	86	62
9	Inlet	85	82	81	79	78	79	76	72	89	64
	Outlet	85	81	79	78	78	77	76	74	89	63

*Sound Pressure Level (SPL) is average spherical free-field re 20μPa, for comparative use only.
Power rating (watts, kW or BHP) does not include transmission losses.
The AMCA certified ratings seal applies to air performance only.



900-181-9

960 r/min



Nominal Diameter

900mm



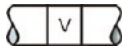
Hub Type

181



Number of Blades

9



BS ISO 5801:2017

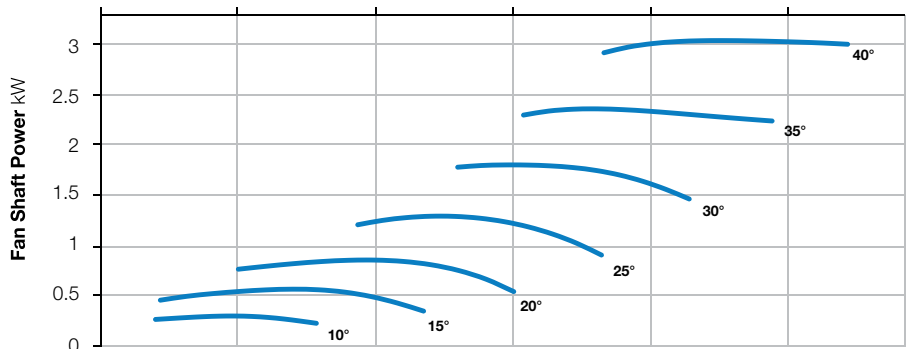
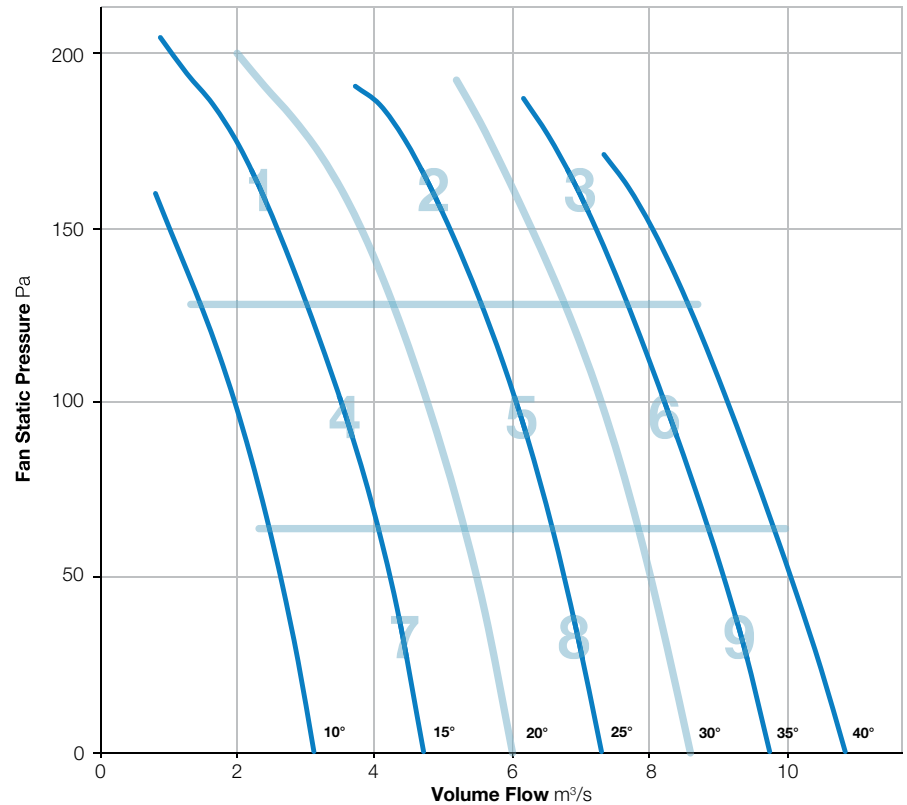
BS EN ISO 5136:2009

Type D installation

Form B



Elta Fans Limited certifies that the Axial Fans shown herein are licensed to bear the AMCA Seal. The ratings shown are based on tests and procedures performed in accordance with AMCA Publication 211 and comply with the requirements of the AMCA Certified Ratings Program. Performance certified is for Installation Type D: Ducted Inlet, Ducted Outlet. Performance ratings do not include the effects of appurtenances (accessories).



Zone		In-duct Sound Power Level (SWL) re 1pW									SPL dBA @ 3m*
		63Hz	125Hz	250Hz	500Hz	1kHz	2kHz	4kHz	8kHz	Total	
1	Inlet	73	82	89	84	82	79	77	70	92	67
	Outlet	73	82	87	84	81	78	76	69	91	66
2	Inlet	77	77	85	87	85	82	78	73	92	69
	Outlet	79	77	84	86	84	82	78	74	91	68
3	Inlet	85	86	84	85	85	85	82	78	93	70
	Outlet	83	81	79	81	80	80	79	76	89	66
4	Inlet	69	71	76	79	83	83	84	71	89	69
	Outlet	69	71	74	80	83	82	82	70	88	68
5	Inlet	75	79	78	76	77	77	77	72	86	63
	Outlet	78	78	76	76	76	76	76	72	85	62
6	Inlet	88	89	86	85	83	83	81	77	94	69
	Outlet	84	83	81	80	79	78	77	75	90	65
7	Inlet	68	73	77	74	76	76	83	69	86	65
	Outlet	67	72	75	74	75	75	81	68	84	63
8	Inlet	79	80	80	77	77	79	81	72	88	65
	Outlet	80	79	78	76	77	78	79	71	87	64
9	Inlet	89	89	87	85	84	83	81	77	95	69
	Outlet	85	84	81	80	79	78	77	74	90	64

*Sound Pressure Level (SPL) is average spherical free-field re 20μPa, for comparative use only.
Power rating (watts, kW or BHP) does not include transmission losses.
The AMCA certified ratings seal applies to air performance only.



900-182-3

960 r/min



Nominal Diameter

900mm



Hub Type

182



Number of Blades

3

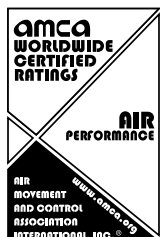


BS ISO 5801:2017

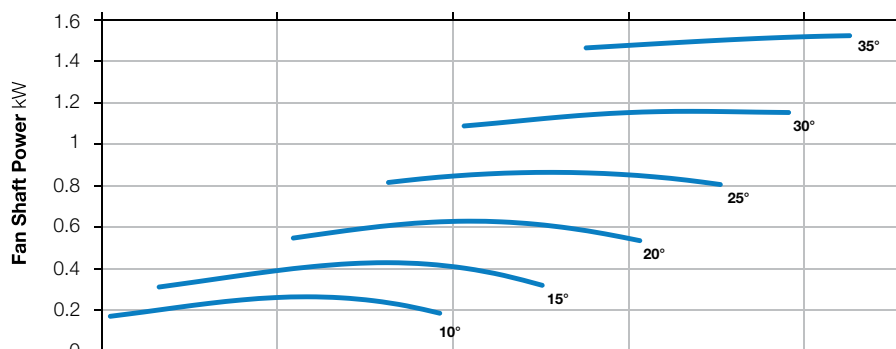
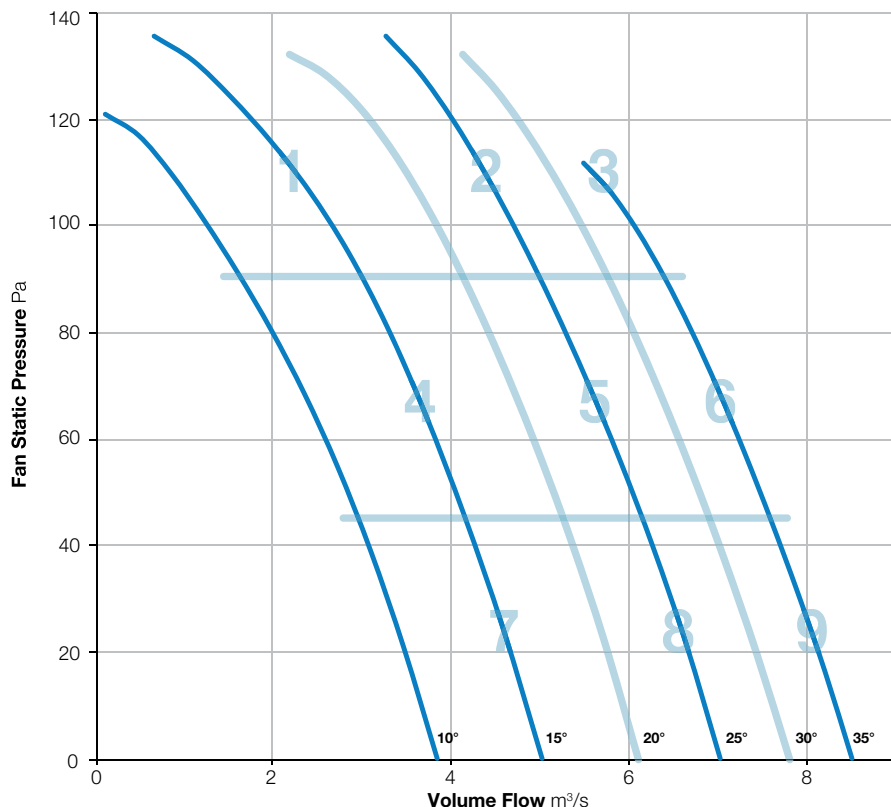
BS EN ISO 5136:2009

Type D installation

Form B



Elta Fans Limited certifies that the Axial Fans shown herein are licensed to bear the AMCA Seal. The ratings shown are based on tests and procedures performed in accordance with AMCA Publication 211 and comply with the requirements of the AMCA Certified Ratings Program. Performance certified is for Installation Type D: Ducted Inlet, Ducted Outlet. Performance ratings do not include the effects of appurtenances (accessories).



Zone		In-duct Sound Power Level (SWL) re 1pW									SPL dBA @ 3m*
		63Hz	125Hz	250Hz	500Hz	1kHz	2kHz	4kHz	8kHz	Total	
1	Inlet	For sound data please contact Elta Fans.									
	Outlet										
2	Inlet										
	Outlet										
3	Inlet										
	Outlet										
4	Inlet										
	Outlet										
5	Inlet										
	Outlet										
6	Inlet										
	Outlet										
7	Inlet										
	Outlet										
8	Inlet										
	Outlet										
9	Inlet										
	Outlet										

*Sound Pressure Level (SPL) is average spherical free-field re 20µPa, for comparative use only.
Power rating (watts, kW or BHP) does not include transmission losses.
The AMCA certified ratings seal applies to air performance only.



900-182-6

960 r/min



Nominal Diameter

900mm



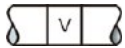
Hub Type

182



Number of Blades

6



BS ISO 5801:2017

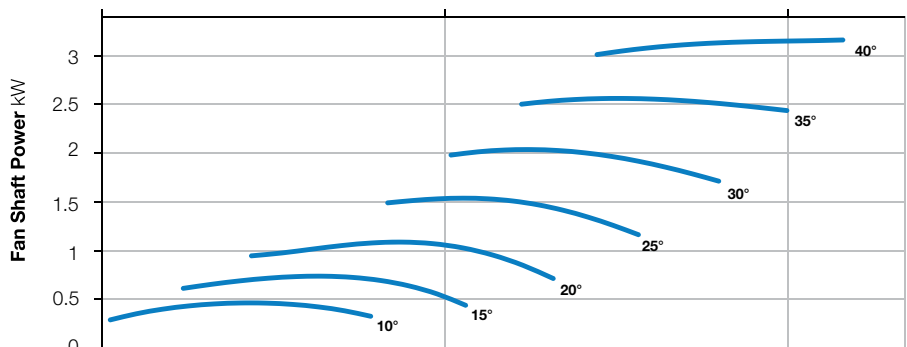
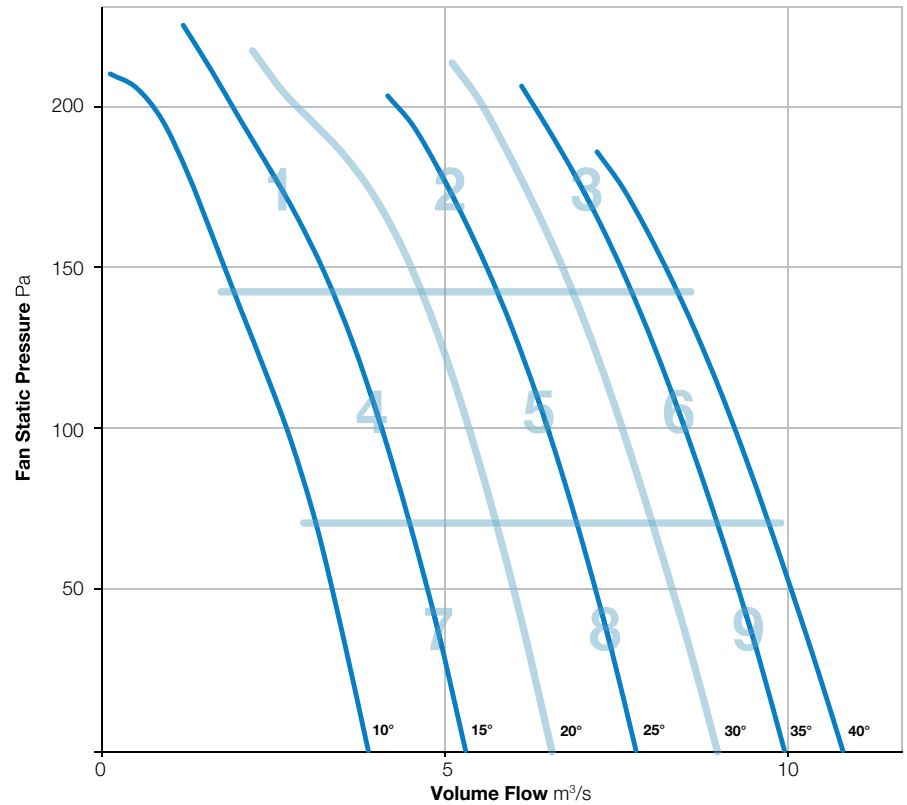
BS EN ISO 5136:2009

Type D installation

Form B



Elta Fans Limited certifies that the Axial Fans shown herein are licensed to bear the AMCA Seal. The ratings shown are based on tests and procedures performed in accordance with AMCA Publication 211 and comply with the requirements of the AMCA Certified Ratings Program. Performance certified is for Installation Type D: Ducted Inlet, Ducted Outlet. Performance ratings do not include the effects of appurtenances (accessories).



Zone		In-duct Sound Power Level (SWL) re 1pW									SPL dBA @ 3m*
		63Hz	125Hz	250Hz	500Hz	1kHz	2kHz	4kHz	8kHz	Total	
1	Inlet	For sound data please contact Elta Fans.									
	Outlet										
2	Inlet										
	Outlet										
3	Inlet										
	Outlet										
4	Inlet										
	Outlet										
5	Inlet										
	Outlet										
6	Inlet										
	Outlet										
7	Inlet										
	Outlet										
8	Inlet										
	Outlet										
9	Inlet										
	Outlet										

*Sound Pressure Level (SPL) is average spherical free-field re 20µPa, for comparative use only.
Power rating (watts, kW or BHP) does not include transmission losses.
The AMCA certified ratings seal applies to air performance only.



900-251-3

960 r/min



Nominal Diameter

900mm




Hub Type

251



Number of Blades

3



BS ISO 5801:2017

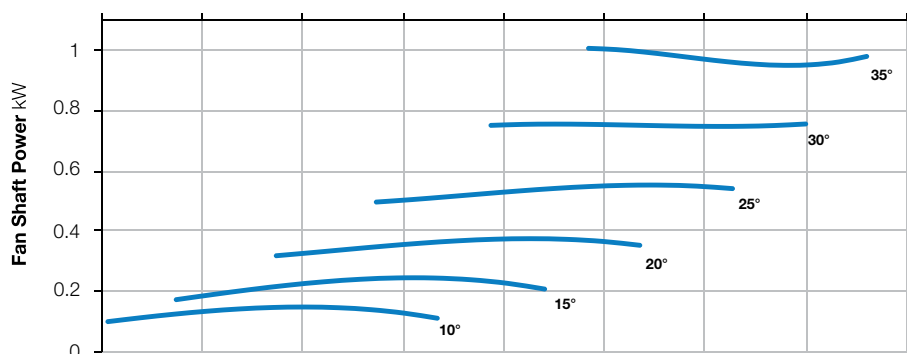
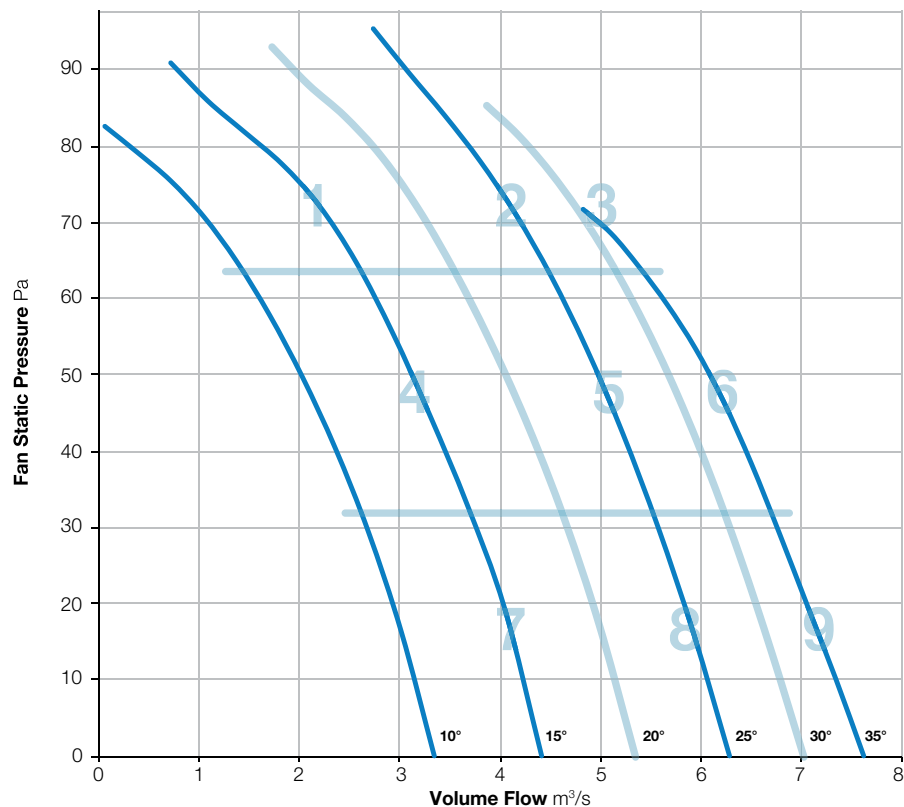
BS EN ISO 5136:2009

Type D installation

Form B



Elta Fans Limited certifies that the Axial Fans shown herein are licensed to bear the AMCA Seal. The ratings shown are based on tests and procedures performed in accordance with AMCA Publication 211 and comply with the requirements of the AMCA Certified Ratings Program. Performance certified is for Installation Type D: Ducted Inlet, Ducted Outlet. Performance ratings do not include the effects of appurtenances (accessories).



Zone		In-duct Sound Power Level (SWL) re 1pW									SPL dBA @ 3m*
		63Hz	125Hz	250Hz	500Hz	1kHz	2kHz	4kHz	8kHz	Total	
1	Inlet	73	71	82	84	79	76	71	64	88	64
	Outlet	74	71	79	84	79	75	70	65	87	64
2	Inlet	80	75	74	72	72	75	72	67	84	59
	Outlet	79	75	72	72	71	74	72	69	83	59
3	Inlet	84	80	79	78	77	77	74	69	88	62
	Outlet	82	80	78	78	77	77	74	70	87	62
4	Inlet	78	70	70	71	70	72	72	64	81	57
	Outlet	76	70	69	71	70	71	71	64	80	57
5	Inlet	82	74	73	72	71	73	71	66	84	58
	Outlet	81	74	72	72	70	72	71	67	84	57
6	Inlet	86	77	76	75	76	78	75	70	88	62
	Outlet	84	77	75	75	76	77	76	72	87	62
7	Inlet	81	71	71	72	71	76	79	64	85	62
	Outlet	79	72	70	72	71	75	77	64	83	61
8	Inlet	82	76	74	73	72	73	70	65	85	58
	Outlet	80	76	73	73	71	71	70	66	83	57
9	Inlet	85	78	76	75	76	78	75	70	88	62
	Outlet	84	79	75	75	76	77	76	72	87	62

*Sound Pressure Level (SPL) is average spherical free-field re 20μPa, for comparative use only.
Power rating (watts, kW or BHP) does not include transmission losses.
The AMCA certified ratings seal applies to air performance only.



900-251-6

960 r/min



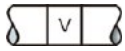
Nominal Diameter
900mm



Hub Type
251



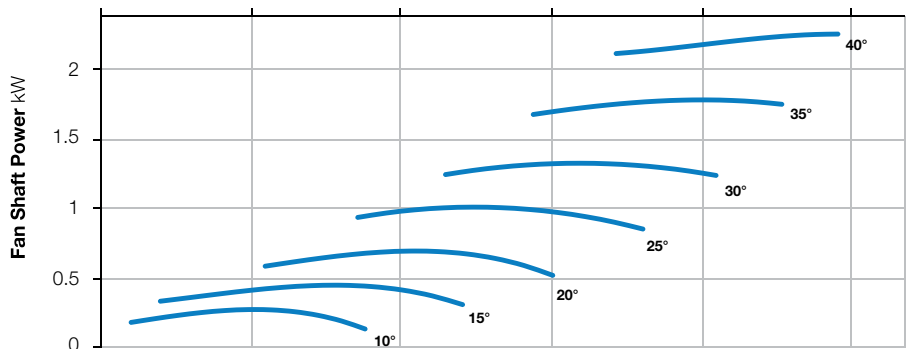
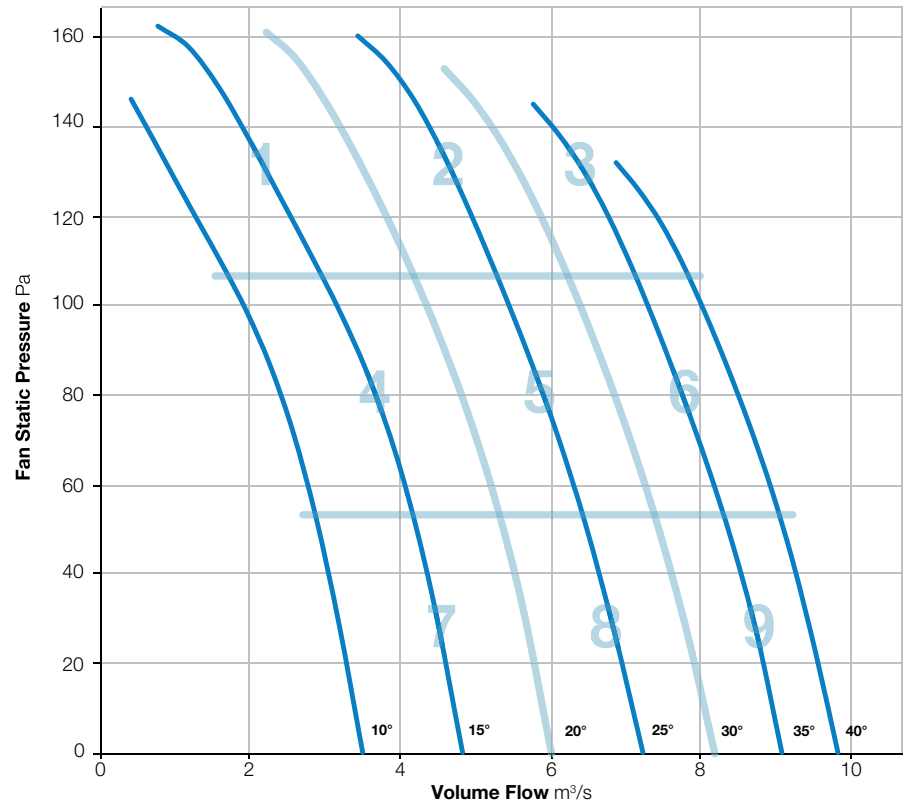
Number of Blades
6



BS ISO 5801:2017
BS EN ISO 5136:2009
Type D installation
Form B



Elta Fans Limited certifies that the Axial Fans shown herein are licensed to bear the AMCA Seal. The ratings shown are based on tests and procedures performed in accordance with AMCA Publication 211 and comply with the requirements of the AMCA Certified Ratings Program. Performance certified is for Installation Type D: Ducted Inlet, Ducted Outlet. Performance ratings do not include the effects of appurtenances (accessories).



Zone		In-duct Sound Power Level (SWL) re 1pW									SPL dBA @ 3m*
		63Hz	125Hz	250Hz	500Hz	1kHz	2kHz	4kHz	8kHz	Total	
1	Inlet	74	76	89	85	82	79	75	66	92	67
	Outlet	74	76	89	84	82	78	74	67	91	66
2	Inlet	77	78	76	76	76	78	76	69	85	63
	Outlet	78	78	74	76	76	77	75	71	85	62
3	Inlet	82	80	78	77	79	81	79	71	88	65
	Outlet	83	81	77	77	79	80	79	74	89	65
4	Inlet	70	75	74	74	77	80	81	67	86	65
	Outlet	71	75	73	74	77	79	79	67	85	64
5	Inlet	79	79	77	75	75	76	74	67	85	61
	Outlet	79	79	75	75	74	75	74	68	85	60
6	Inlet	85	82	80	78	78	80	78	71	89	65
	Outlet	88	82	78	77	78	79	78	73	91	64
7	Inlet	74	75	74	73	74	79	82	66	86	65
	Outlet	75	76	73	74	74	78	80	65	85	63
8	Inlet	82	81	78	76	76	77	76	67	87	62
	Outlet	82	81	77	76	75	76	75	68	87	61
9	Inlet	87	84	81	79	78	79	76	70	91	64
	Outlet	89	83	79	78	78	78	77	72	91	64

*Sound Pressure Level (SPL) is average spherical free-field re 20µPa, for comparative use only.
Power rating (watts, kW or BHP) does not include transmission losses.
The AMCA certified ratings seal applies to air performance only.



900-251-9

960 r/min



Nominal Diameter

900mm



Hub Type

251



Number of Blades

9

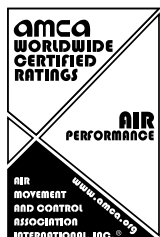


BS ISO 5801:2017

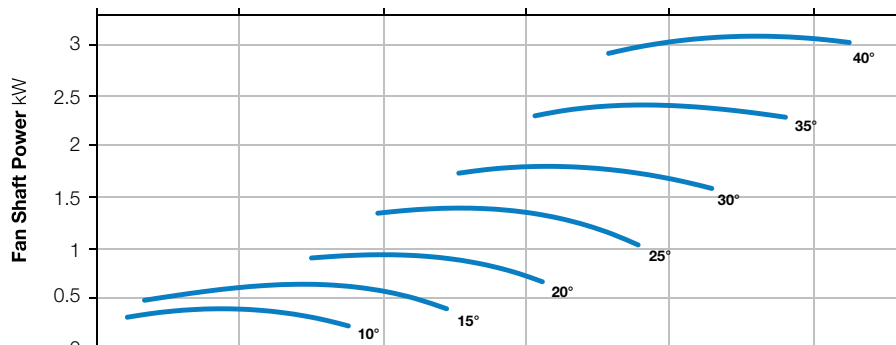
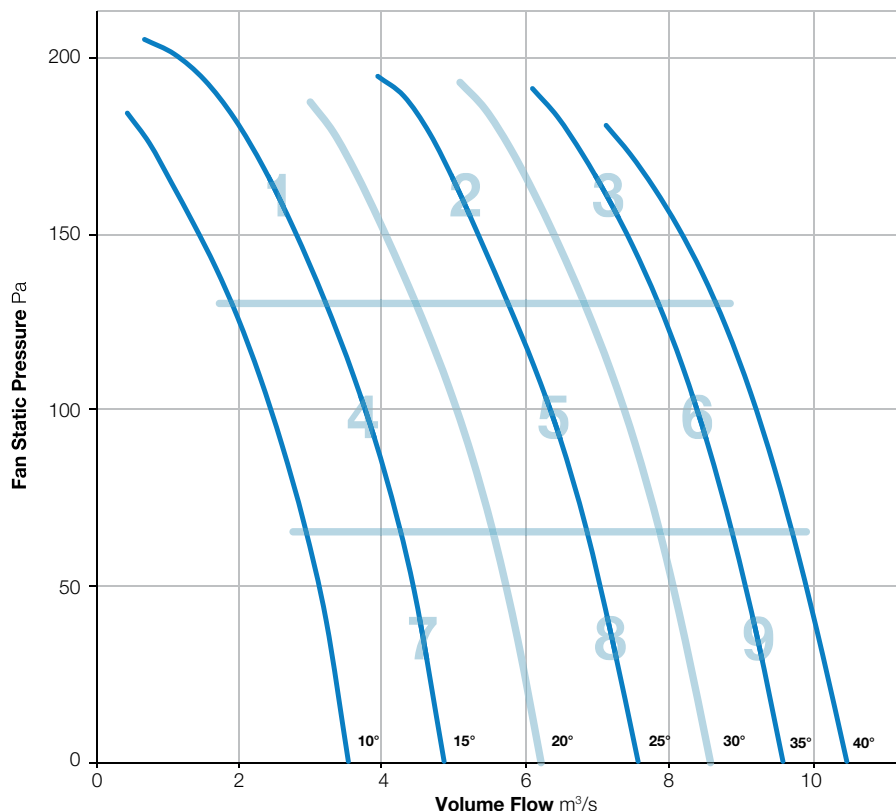
BS EN ISO 5136:2009

Type D installation

Form B



Elta Fans Limited certifies that the Axial Fans shown herein are licensed to bear the AMCA Seal. The ratings shown are based on tests and procedures performed in accordance with AMCA Publication 211 and comply with the requirements of the AMCA Certified Ratings Program. Performance certified is for Installation Type D: Ducted Inlet, Ducted Outlet. Performance ratings do not include the effects of appurtenances (accessories).



Zone		In-duct Sound Power Level (SWL) re 1pW									SPL dBA @ 3m*
		63Hz	125Hz	250Hz	500Hz	1kHz	2kHz	4kHz	8kHz	Total	
1	Inlet	79	76	87	87	84	81	77	67	92	68
	Outlet	79	77	88	86	84	80	76	67	92	68
2	Inlet	80	75	78	83	82	82	78	71	89	67
	Outlet	83	76	78	83	82	81	78	72	89	67
3	Inlet	85	79	80	81	81	81	79	73	90	66
	Outlet	86	80	79	80	81	81	79	75	90	66
4	Inlet	77	70	74	76	79	83	83	69	88	67
	Outlet	80	72	73	76	78	82	82	68	87	66
5	Inlet	83	77	78	77	77	79	78	69	88	64
	Outlet	83	78	77	77	77	77	76	70	87	63
6	Inlet	87	82	81	80	79	79	77	71	90	65
	Outlet	88	82	80	79	79	79	77	73	91	64
7	Inlet	80	72	75	76	76	81	83	66	87	66
	Outlet	82	74	75	77	76	79	81	65	87	65
8	Inlet	84	78	79	78	78	82	82	69	89	67
	Outlet	84	79	78	77	77	80	80	69	88	65
9	Inlet	90	84	82	80	79	79	76	71	92	65
	Outlet	89	84	81	80	79	78	76	73	92	64

*Sound Pressure Level (SPL) is average spherical free-field re 20μPa, for comparative use only.
Power rating (watts, kW or BHP) does not include transmission losses.
The AMCA certified ratings seal applies to air performance only.



900-251-12

960 r/min



Nominal Diameter

900mm



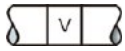
Hub Type

251



Number of Blades

12



BS ISO 5801:2017

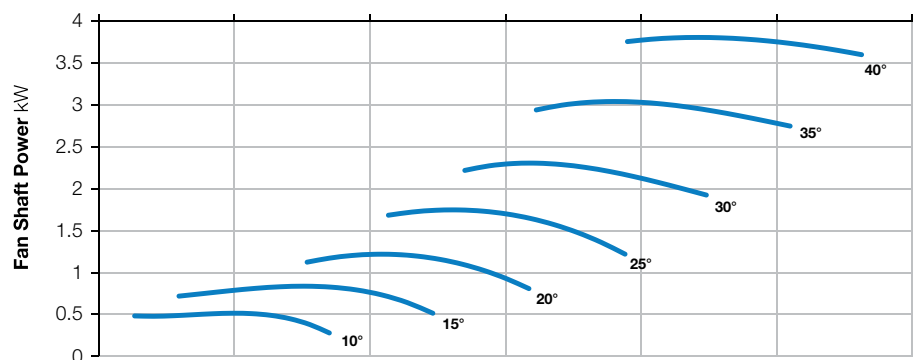
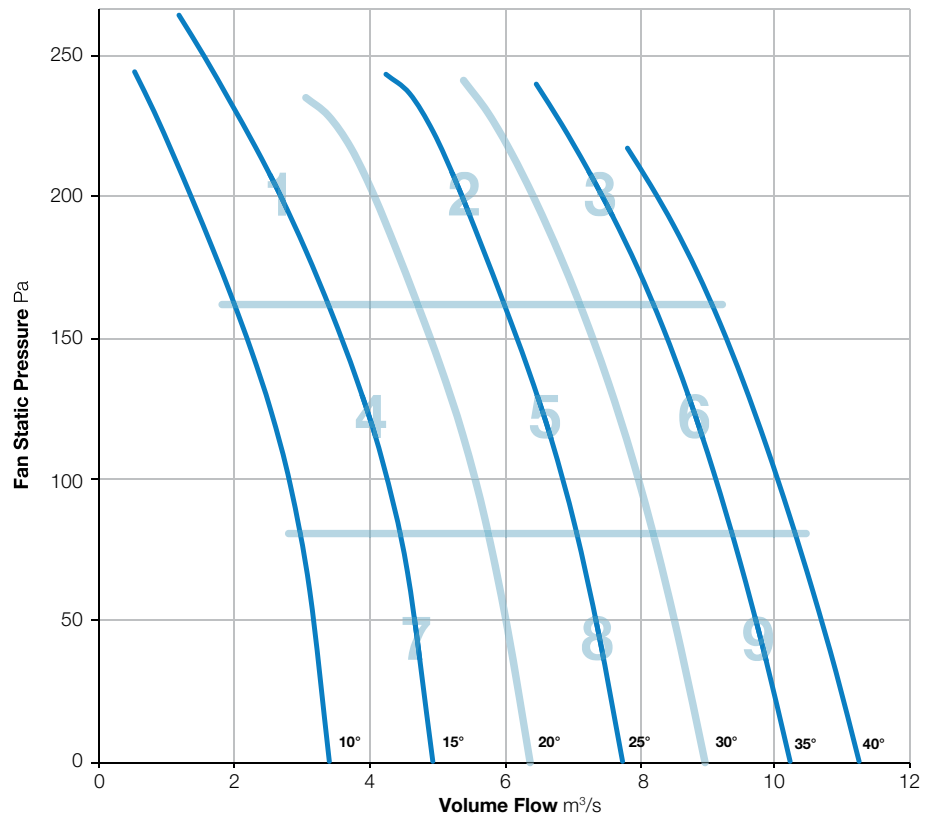
BS ISO 13347-2:2004

Type D installation

Form B



Elta Fans Limited certifies that the Axial Fans shown herein are licensed to bear the AMCA Seal. The ratings shown are based on tests and procedures performed in accordance with AMCA Publications 211 & 311 and comply with the requirements of the AMCA Certified Ratings Program. Performance certified is for Installation Type D: Ducted Inlet, Ducted Outlet. Performance ratings do not include the effects of appurtenances (accessories).



Zone		In-duct Sound Power Level (SWL) re 1pW									SPL dBA @ 3m*
		63Hz	125Hz	250Hz	500Hz	1kHz	2kHz	4kHz	8kHz	Total	
1	Inlet	79	87	88	85	83	80	77	71	93	68
	Outlet	77	88	87	84	82	81	77	71	93	67
2	Inlet	78	78	87	90	88	84	79	74	94	72
	Outlet	77	79	87	90	88	85	80	76	94	72
3	Inlet	83	78	82	84	82	82	79	75	90	67
	Outlet	83	83	83	85	84	83	81	78	92	69
4	Inlet	73	73	82	82	85	84	82	73	90	69
	Outlet	72	75	82	82	84	83	82	73	90	69
5	Inlet	80	75	80	80	80	80	80	74	88	66
	Outlet	78	77	81	80	80	79	80	76	88	66
6	Inlet	86	79	83	82	79	79	77	74	90	65
	Outlet	83	80	83	82	81	80	79	77	90	66
7	Inlet	77	76	79	80	80	78	81	70	88	66
	Outlet	80	78	79	80	79	77	81	71	88	65
8	Inlet	86	79	82	80	79	80	84	74	91	67
	Outlet	83	80	82	81	79	80	82	75	90	67
9	Inlet	86	82	84	82	80	79	78	74	91	66
	Outlet	86	83	85	83	81	80	78	76	92	67

*Sound Pressure Level (SPL) is average spherical free-field re 20µPa, for comparative use only. dBA levels are not licensed by AMCA International.

Power rating (watts, kW or BHP) does not include transmission losses.

The sound power level ratings shown are in decibels, referred to 10⁻¹² watts, calculated per AMCA Standard 301. Values shown are for inlet L_{wa} and outlet L_{wo} sound power levels for Installation Type D: ducted inlet, ducted outlet. Ratings include the effect of duct end correction.



900-252-3

960 r/min



Nominal Diameter

900mm



Hub Type

252



Number of Blades

3

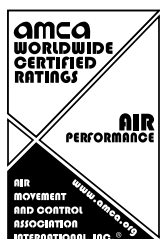


BS ISO 5801:2017

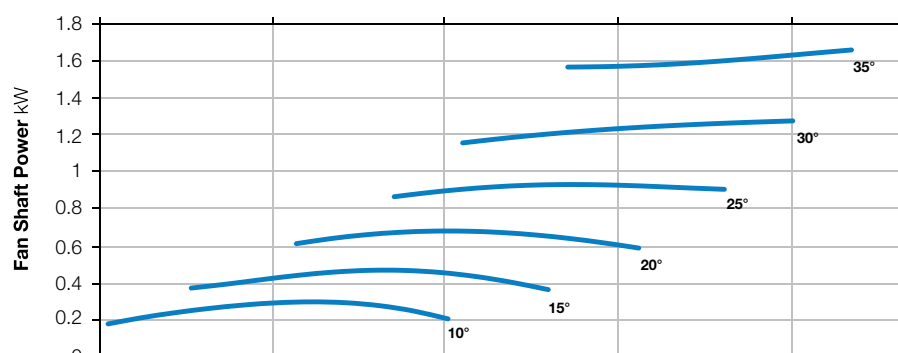
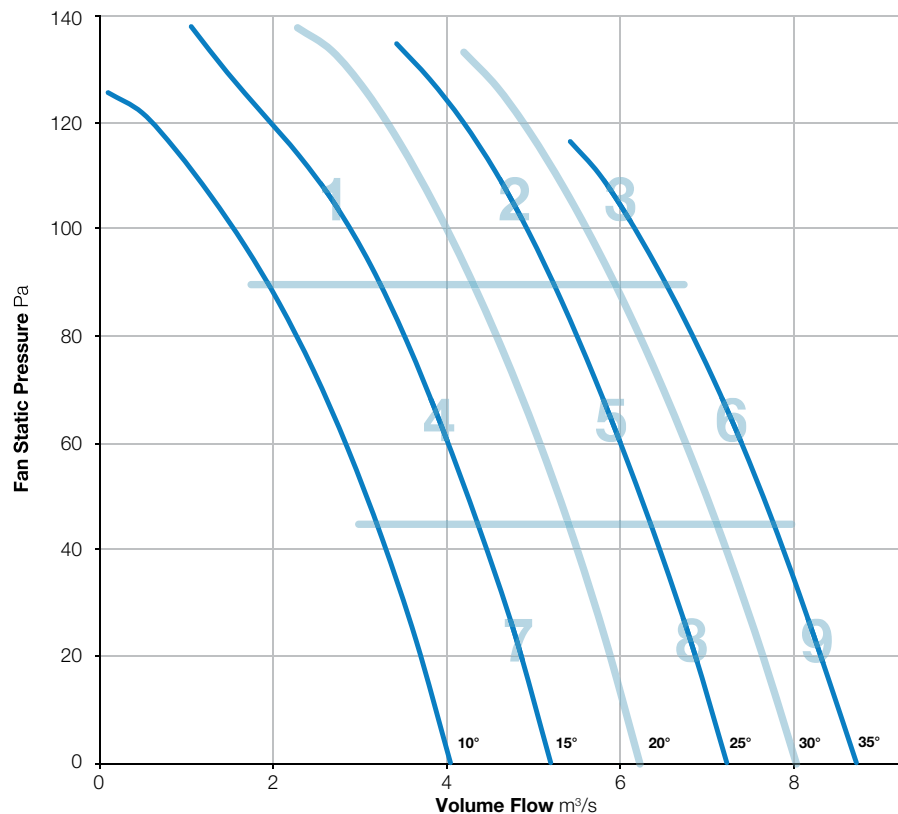
BS EN ISO 5136:2009

Type D installation

Form B



Elta Fans Limited certifies that the Axial Fans shown herein are licensed to bear the AMCA Seal. The ratings shown are based on tests and procedures performed in accordance with AMCA Publication 211 and comply with the requirements of the AMCA Certified Ratings Program. Performance certified is for Installation Type D: Ducted Inlet, Ducted Outlet. Performance ratings do not include the effects of appurtenances (accessories).



Zone		In-duct Sound Power Level (SWL) re 1pW									SPL dBA @ 3m*
		63Hz	125Hz	250Hz	500Hz	1kHz	2kHz	4kHz	8kHz	Total	
1	Inlet	For sound data please contact Elta Fans									
	Outlet										
2	Inlet										
	Outlet										
3	Inlet										
	Outlet										
4	Inlet										
	Outlet										
5	Inlet										
	Outlet										
6	Inlet										
	Outlet										
7	Inlet										
	Outlet										
8	Inlet										
	Outlet										
9	Inlet										
	Outlet										

*Sound Pressure Level (SPL) is average spherical free-field re 20µPa, for comparative use only.
Power rating (watts, kW or BHP) does not include transmission losses.
The AMCA certified ratings seal applies to air performance only.



900-252-6

960 r/min



Nominal Diameter

900mm



Hub Type

252



Number of Blades

6



BS ISO 5801:2017

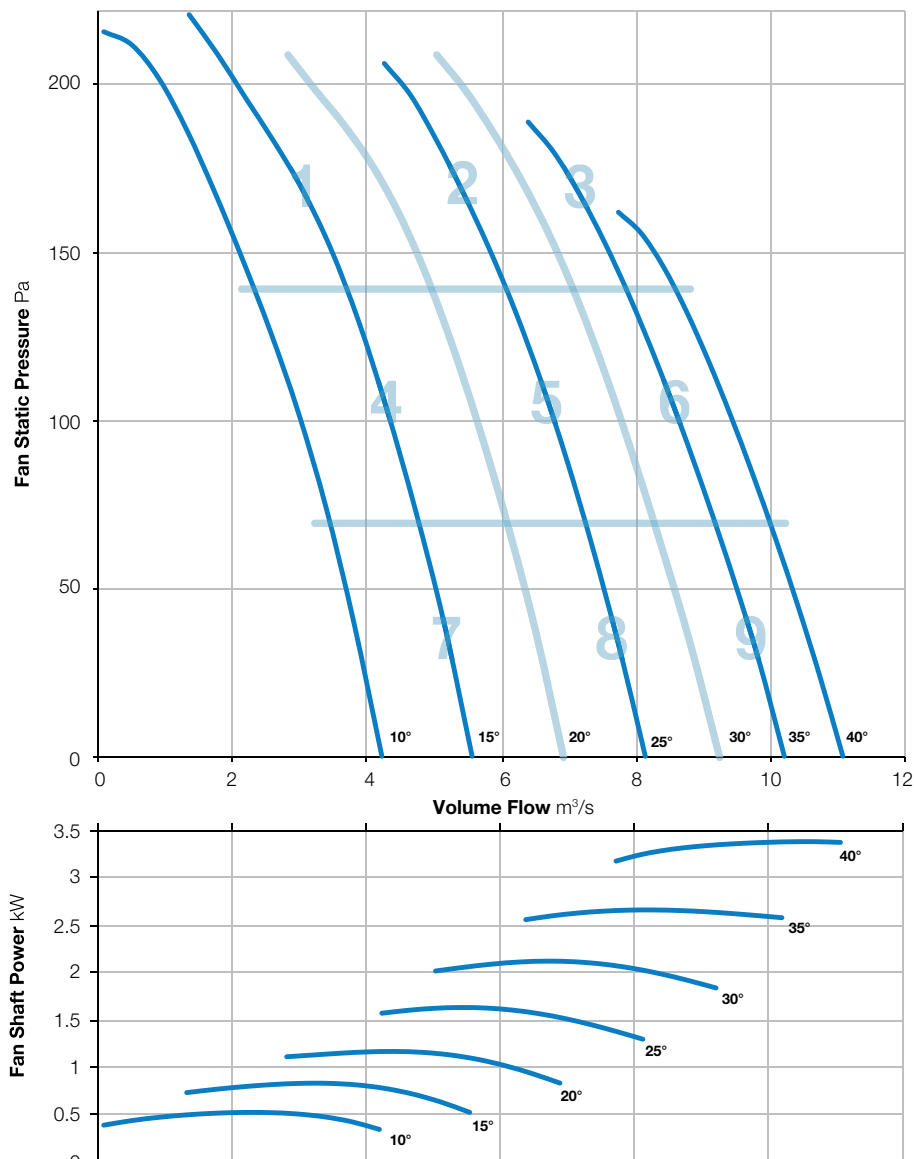
BS EN ISO 5136:2009

Type D installation

Form B



Elta Fans Limited certifies that the Axial Fans shown herein are licensed to bear the AMCA Seal. The ratings shown are based on tests and procedures performed in accordance with AMCA Publication 211 and comply with the requirements of the AMCA Certified Ratings Program. Performance certified is for Installation Type D: Ducted Inlet, Ducted Outlet. Performance ratings do not include the effects of appurtenances (accessories).



Zone		In-duct Sound Power Level (SWL) re 1pW									SPL dBA @ 3m*
		63Hz	125Hz	250Hz	500Hz	1kHz	2kHz	4kHz	8kHz	Total	
1	Inlet	For sound data please contact Elta Fans.									
	Outlet										
2	Inlet										
	Outlet										
3	Inlet										
	Outlet										
4	Inlet										
	Outlet										
5	Inlet										
	Outlet										
6	Inlet										
	Outlet										
7	Inlet										
	Outlet										
8	Inlet										
	Outlet										
9	Inlet										
	Outlet										

*Sound Pressure Level (SPL) is average spherical free-field re 20µPa, for comparative use only.
Power rating (watts, kW or BHP) does not include transmission losses.
The AMCA certified ratings seal applies to air performance only.



900-252-9

960 r/min



Nominal Diameter

900mm



Hub Type

252



Number of Blades

9



BS ISO 5801:2017

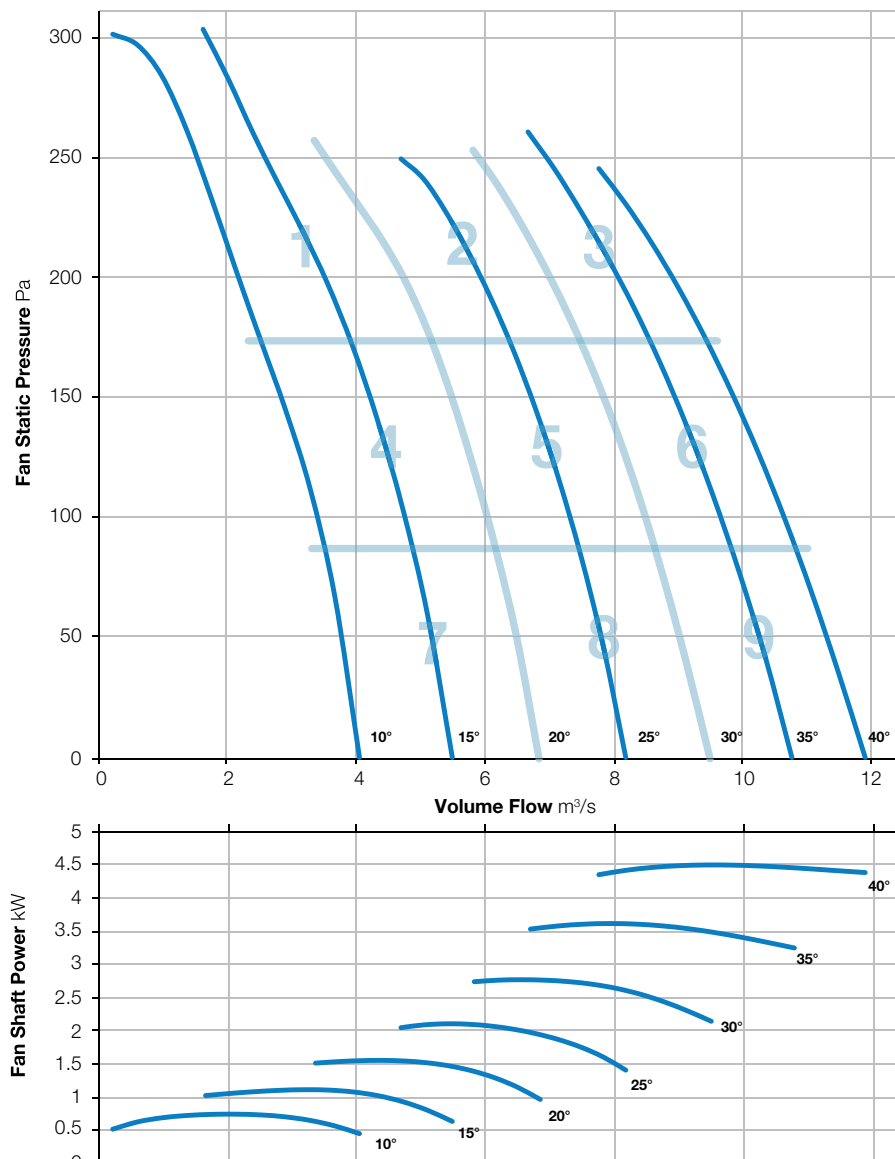
BS EN ISO 5136:2009

Type D installation

Form B



Elta Fans Limited certifies that the Axial Fans shown herein are licensed to bear the AMCA Seal. The ratings shown are based on tests and procedures performed in accordance with AMCA Publication 211 and comply with the requirements of the AMCA Certified Ratings Program. Performance certified is for Installation Type D: Ducted Inlet, Ducted Outlet. Performance ratings do not include the effects of appurtenances (accessories).



Zone		In-duct Sound Power Level (SWL) re 1pW									SPL dBA @ 3m*
		63Hz	125Hz	250Hz	500Hz	1kHz	2kHz	4kHz	8kHz	Total	
1	Inlet	For sound data please contact Elta Fans									
	Outlet										
2	Inlet										
	Outlet										
3	Inlet										
	Outlet										
4	Inlet										
	Outlet										
5	Inlet										
	Outlet										
6	Inlet										
	Outlet										
7	Inlet										
	Outlet										
8	Inlet										
	Outlet										
9	Inlet										
	Outlet										

*Sound Pressure Level (SPL) is average spherical free-field re 20μPa, for comparative use only.
Power rating (watts, kW or BHP) does not include transmission losses.
The AMCA certified ratings seal applies to air performance only.



900-352-3

960 r/min



Nominal Diameter

900mm



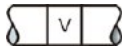
Hub Type

352



Number of Blades

3



BS ISO 5801:2017

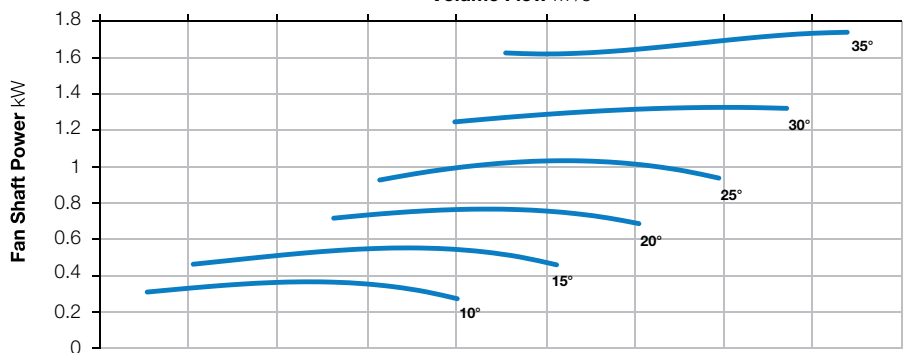
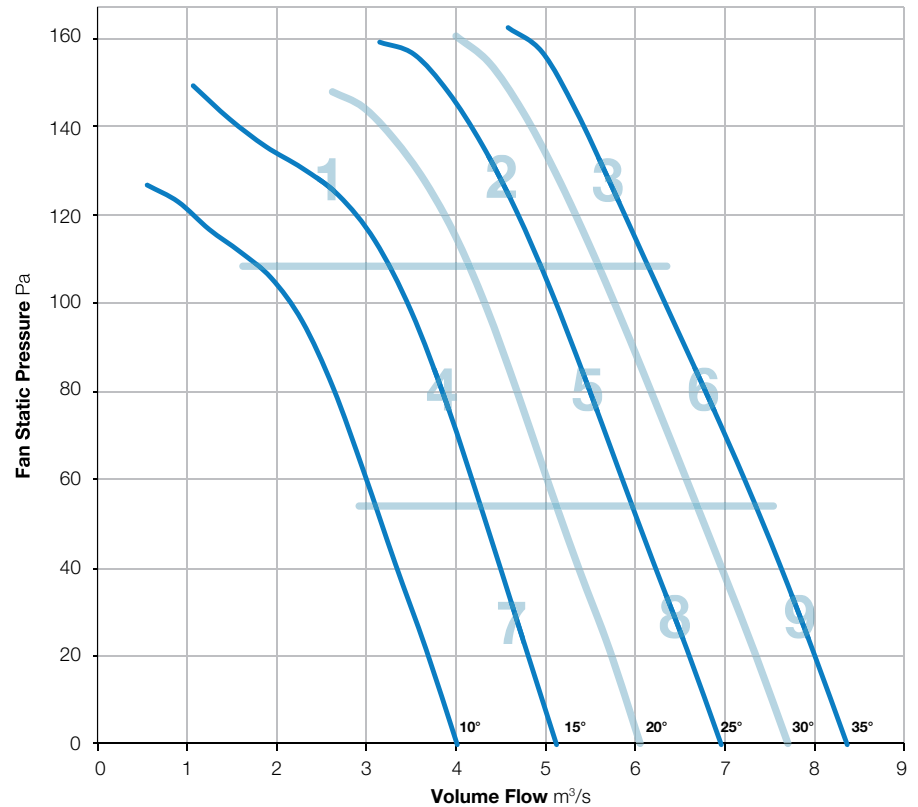
BS EN ISO 5136:2009

Type D installation

Form B



Elta Fans Limited certifies that the Axial Fans shown herein are licensed to bear the AMCA Seal. The ratings shown are based on tests and procedures performed in accordance with AMCA Publication 211 and comply with the requirements of the AMCA Certified Ratings Program. Performance certified is for Installation Type D: Ducted Inlet, Ducted Outlet. Performance ratings do not include the effects of appurtenances (accessories).



Zone		In-duct Sound Power Level (SWL) re 1pW									SPL dBA @ 3m*
		63Hz	125Hz	250Hz	500Hz	1kHz	2kHz	4kHz	8kHz	Total	
1	Inlet	83	79	77	79	76	74	70	62	87	61
	Outlet	86	79	76	78	76	73	69	64	88	60
2	Inlet	85	80	76	78	74	71	68	62	88	59
	Outlet	87	80	76	77	74	71	68	65	89	59
3	Inlet	89	83	78	80	75	72	70	67	91	61
	Outlet	90	83	80	80	77	74	72	71	92	62
4	Inlet	85	79	76	78	76	75	71	61	88	61
	Outlet	85	79	75	77	76	74	70	62	87	60
5	Inlet	86	79	76	78	75	72	68	61	88	59
	Outlet	86	80	75	77	75	71	68	63	88	59
6	Inlet	89	82	78	80	76	73	70	66	91	61
	Outlet	89	83	79	80	78	74	72	69	91	62
7	Inlet	88	78	76	77	77	75	71	61	89	61
	Outlet	86	79	75	76	77	74	70	62	88	60
8	Inlet	86	80	78	78	77	75	72	67	89	61
	Outlet	86	80	77	78	77	74	72	68	89	61
9	Inlet	91	82	79	79	77	73	70	66	92	61
	Outlet	90	83	80	79	77	73	72	69	92	62

*Sound Pressure Level (SPL) is average spherical free-field re 20μPa, for comparative use only.
Power rating (watts, kW or BHP) does not include transmission losses.
The AMCA certified ratings seal applies to air performance only.



900-352-6

960 r/min



Nominal Diameter

900mm



Hub Type

352



Number of Blades

6



BS ISO 5801:2017

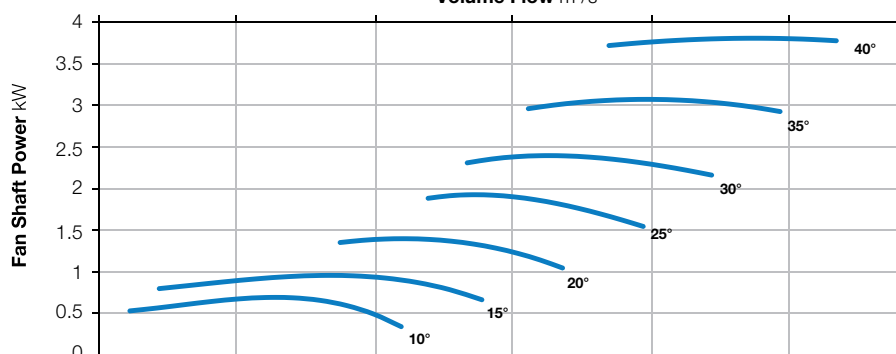
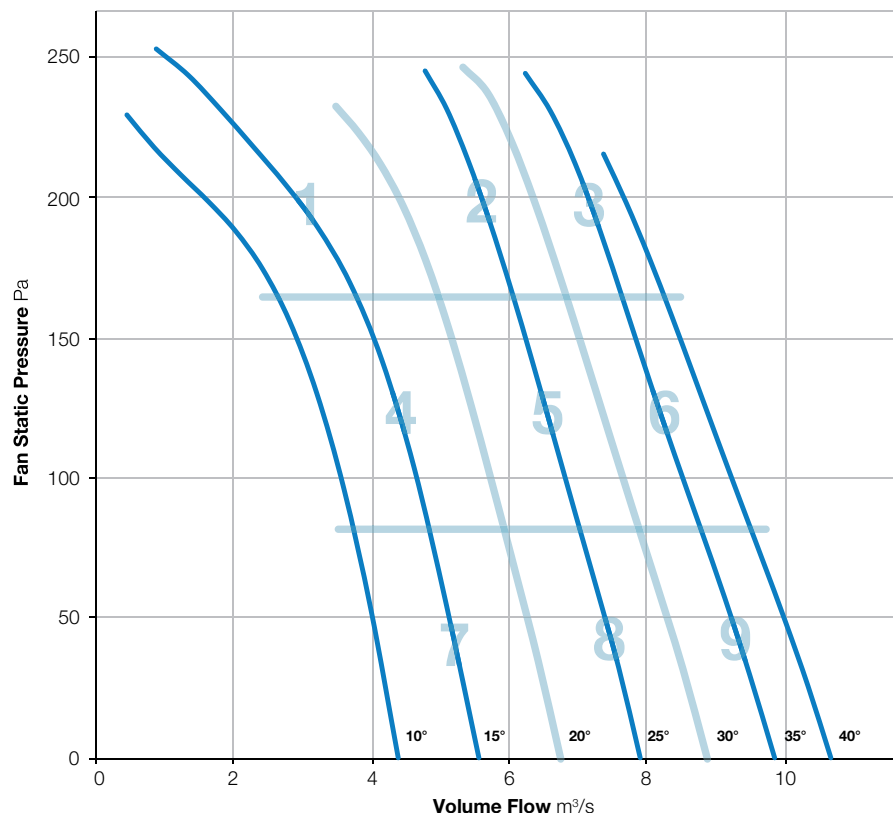
BS EN ISO 5136:2009

Type D installation

Form B



Elta Fans Limited certifies that the Axial Fans shown herein are licensed to bear the AMCA Seal. The ratings shown are based on tests and procedures performed in accordance with AMCA Publication 211 and comply with the requirements of the AMCA Certified Ratings Program. Performance certified is for Installation Type D: Ducted Inlet, Ducted Outlet. Performance ratings do not include the effects of appurtenances (accessories).



Zone		In-duct Sound Power Level (SWL) re 1pW									SPL dBA @ 3m*
		63Hz	125Hz	250Hz	500Hz	1kHz	2kHz	4kHz	8kHz	Total	
1	Inlet	80	82	86	88	83	78	72	64	92	68
	Outlet	82	84	86	86	82	78	72	65	92	67
2	Inlet	84	84	81	83	78	75	72	65	90	63
	Outlet	85	86	80	81	77	75	72	68	90	63
3	Inlet	86	85	81	82	78	75	72	67	90	63
	Outlet	87	86	82	82	79	76	74	70	91	64
4	Inlet	81	83	80	82	79	79	74	65	89	64
	Outlet	81	83	79	80	79	78	73	66	88	63
5	Inlet	83	84	79	82	78	76	71	64	89	63
	Outlet	83	85	79	80	77	75	71	65	89	62
6	Inlet	87	87	83	84	79	76	73	67	92	65
	Outlet	87	88	82	83	79	76	74	69	92	64
7	Inlet	77	81	79	80	78	78	73	63	87	63
	Outlet	78	82	79	79	78	77	71	62	87	62
8	Inlet	84	84	80	81	78	77	72	64	89	63
	Outlet	83	84	79	79	77	76	71	64	89	62
9	Inlet	87	86	81	83	79	75	72	66	91	64
	Outlet	88	88	82	84	80	77	74	70	93	65

*Sound Pressure Level (SPL) is average spherical free-field re 20μPa, for comparative use only.
Power rating (watts, kW or BHP) does not include transmission losses.
The AMCA certified ratings seal applies to air performance only.



900-352-9

960 r/min



Nominal Diameter

900mm



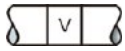
Hub Type

352



Number of Blades

9



BS ISO 5801:2017

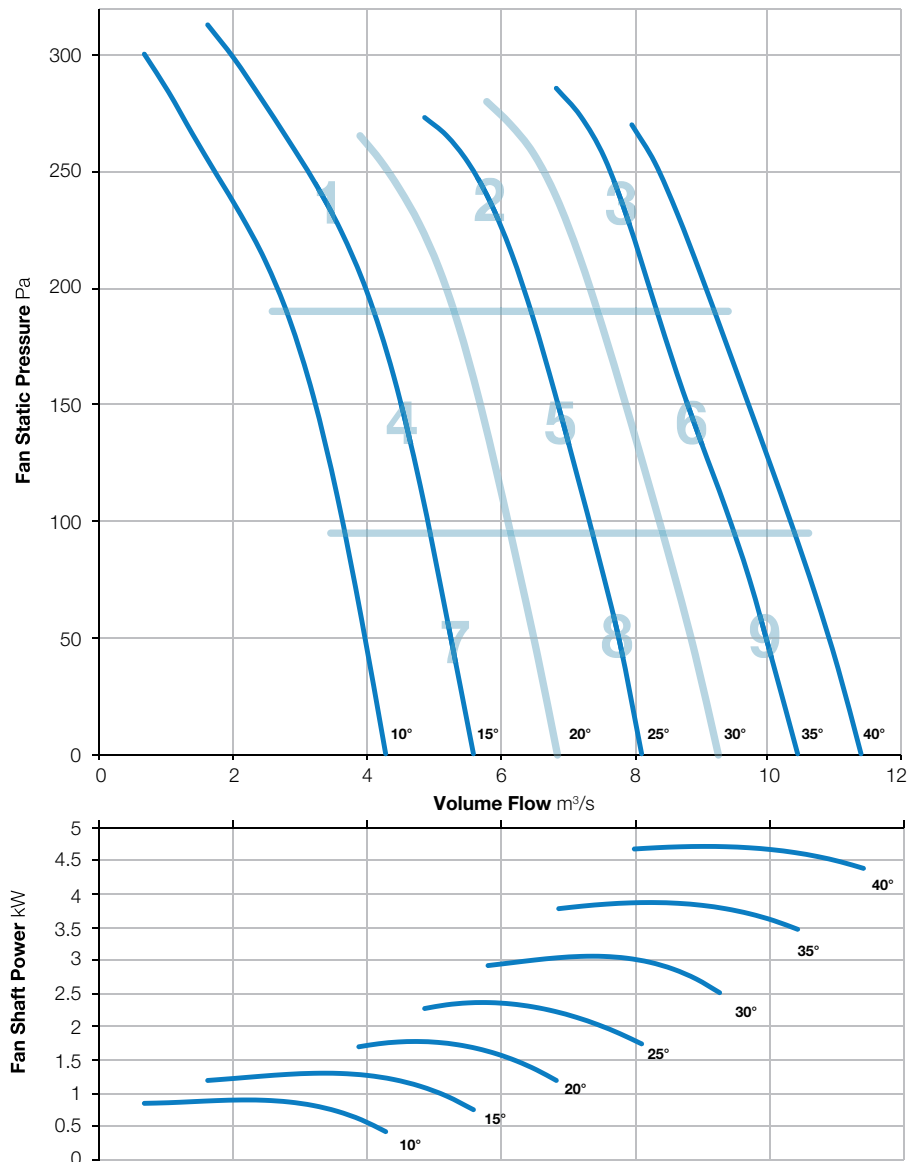
BS EN ISO 5136:2009

Type D installation

Form B



Elta Fans Limited certifies that the Axial Fans shown herein are licensed to bear the AMCA Seal. The ratings shown are based on tests and procedures performed in accordance with AMCA Publication 211 and comply with the requirements of the AMCA Certified Ratings Program. Performance certified is for Installation Type D: Ducted Inlet, Ducted Outlet. Performance ratings do not include the effects of appurtenances (accessories).



Zone		In-duct Sound Power Level (SWL) re 1pW									SPL dBA @ 3m*
		63Hz	125Hz	250Hz	500Hz	1kHz	2kHz	4kHz	8kHz	Total	
1	Inlet	84	82	84	87	84	82	76	67	92	68
	Outlet	85	83	84	86	84	81	75	67	92	68
2	Inlet	86	83	83	86	80	78	74	66	91	66
	Outlet	87	84	83	85	80	78	74	67	92	66
3	Inlet	86	85	85	85	81	77	74	68	92	66
	Outlet	87	87	86	85	83	79	76	71	93	67
4	Inlet	84	81	82	84	82	81	76	67	90	67
	Outlet	86	81	82	83	81	81	75	67	91	66
5	Inlet	88	83	84	86	81	79	75	66	92	67
	Outlet	88	84	84	84	81	79	74	67	92	66
6	Inlet	90	84	85	84	80	77	73	67	93	65
	Outlet	90	87	86	85	81	78	75	70	94	66
7	Inlet	84	81	83	83	81	81	75	65	90	66
	Outlet	84	81	83	82	81	80	74	64	90	65
8	Inlet	90	84	85	85	82	81	76	67	93	67
	Outlet	89	84	85	85	82	80	75	66	93	67
9	Inlet	90	86	87	85	81	78	74	66	94	66
	Outlet	91	88	87	86	82	80	75	70	95	67

*Sound Pressure Level (SPL) is average spherical free-field re 20μPa, for comparative use only.
Power rating (watts, kW or BHP) does not include transmission losses.
The AMCA certified ratings seal applies to air performance only.



900-352-12

960 r/min



Nominal Diameter

900mm



Hub Type

352



Number of Blades

12

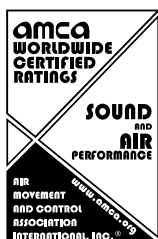


BS ISO 5801:2017

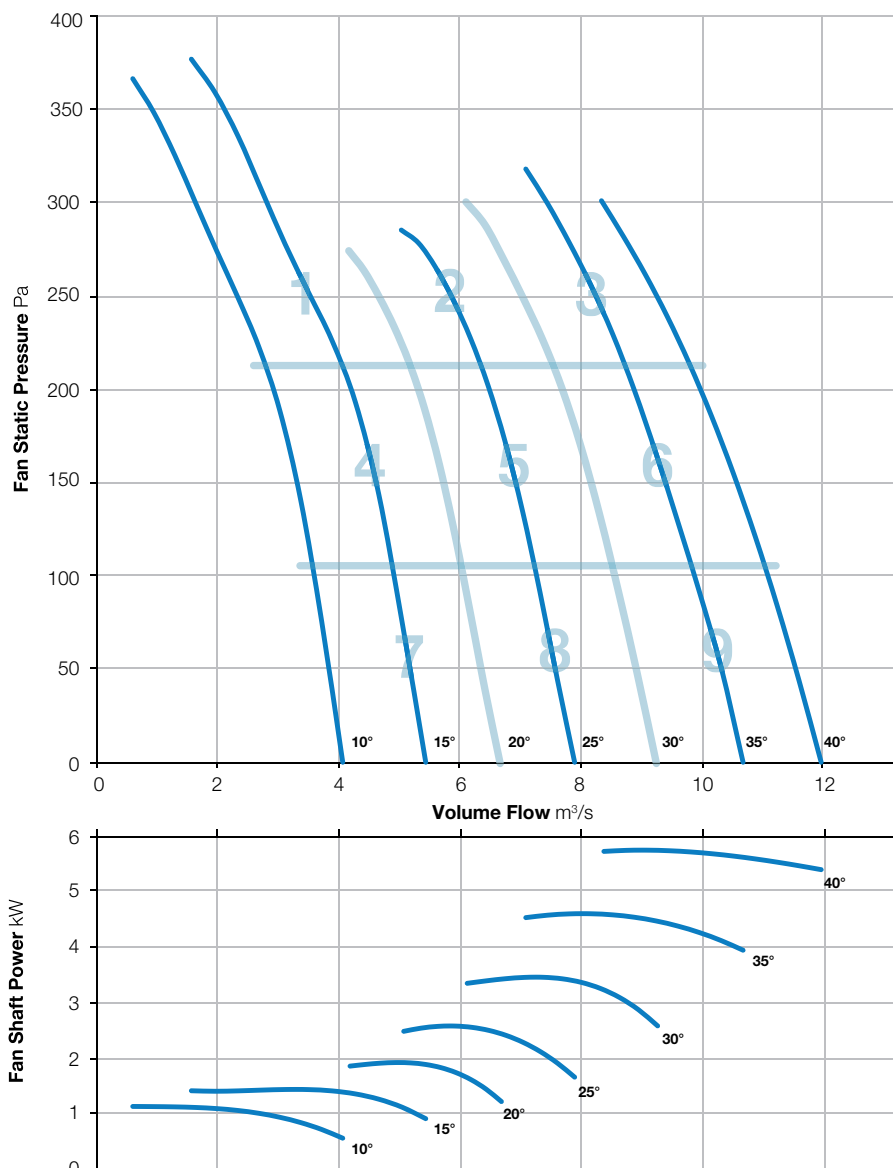
BS ISO 13347-2:2004

Type D installation

Form B



Elta Fans Limited certifies that the Axial Fans shown herein are licensed to bear the AMCA Seal. The ratings shown are based on tests and procedures performed in accordance with AMCA Publications 211 & 311 and comply with the requirements of the AMCA Certified Ratings Program. Performance certified is for Installation Type D: Ducted Inlet, Ducted Outlet. Performance ratings do not include the effects of appurtenances (accessories).



Zone		In-duct Sound Power Level (SWL) re 1pW									SPL dBA @ 3m*
		63Hz	125Hz	250Hz	500Hz	1kHz	2kHz	4kHz	8kHz	Total	
1	Inlet	86	93	90	87	83	80	74	69	96	68
	Outlet	85	93	88	87	84	81	76	74	96	69
2	Inlet	82	80	83	82	80	78	76	70	89	65
	Outlet	81	82	84	84	81	79	77	73	90	66
3	Inlet	87	82	84	83	83	80	77	73	92	67
	Outlet	84	83	85	84	84	82	80	77	92	68
4	Inlet	76	78	82	90	87	84	77	69	93	71
	Outlet	75	80	83	90	87	84	78	71	93	71
5	Inlet	84	82	84	80	78	76	75	68	90	63
	Outlet	83	84	85	82	79	77	75	70	90	64
6	Inlet	87	83	85	83	82	79	76	71	92	66
	Outlet	86	84	86	85	83	81	78	75	93	68
7	Inlet	79	79	83	83	81	80	78	70	89	66
	Outlet	78	80	82	82	81	80	78	71	89	66
8	Inlet	87	83	86	82	80	79	77	70	92	66
	Outlet	86	87	87	83	81	79	77	71	93	66
9	Inlet	90	86	87	84	82	79	76	70	94	67
	Outlet	87	86	87	85	83	81	78	73	93	68

*Sound Pressure Level (SPL) is average spherical free-field re 20μPa, for comparative use only. dBA levels are not licensed by AMCA International.

Power rating (watts, kW or BHP) does not include transmission losses.

The sound power level ratings shown are in decibels, referred to 10⁻¹² watts, calculated per AMCA Standard 301. Values shown are for inlet L_{wa} and outlet L_{wo} sound power levels for Installation Type D: ducted inlet, ducted outlet. Ratings include the effect of duct end correction.



900-400-9

960 r/min



Nominal Diameter

900mm



Hub Type

400



Number of Blades

9



BS ISO 5801:2017

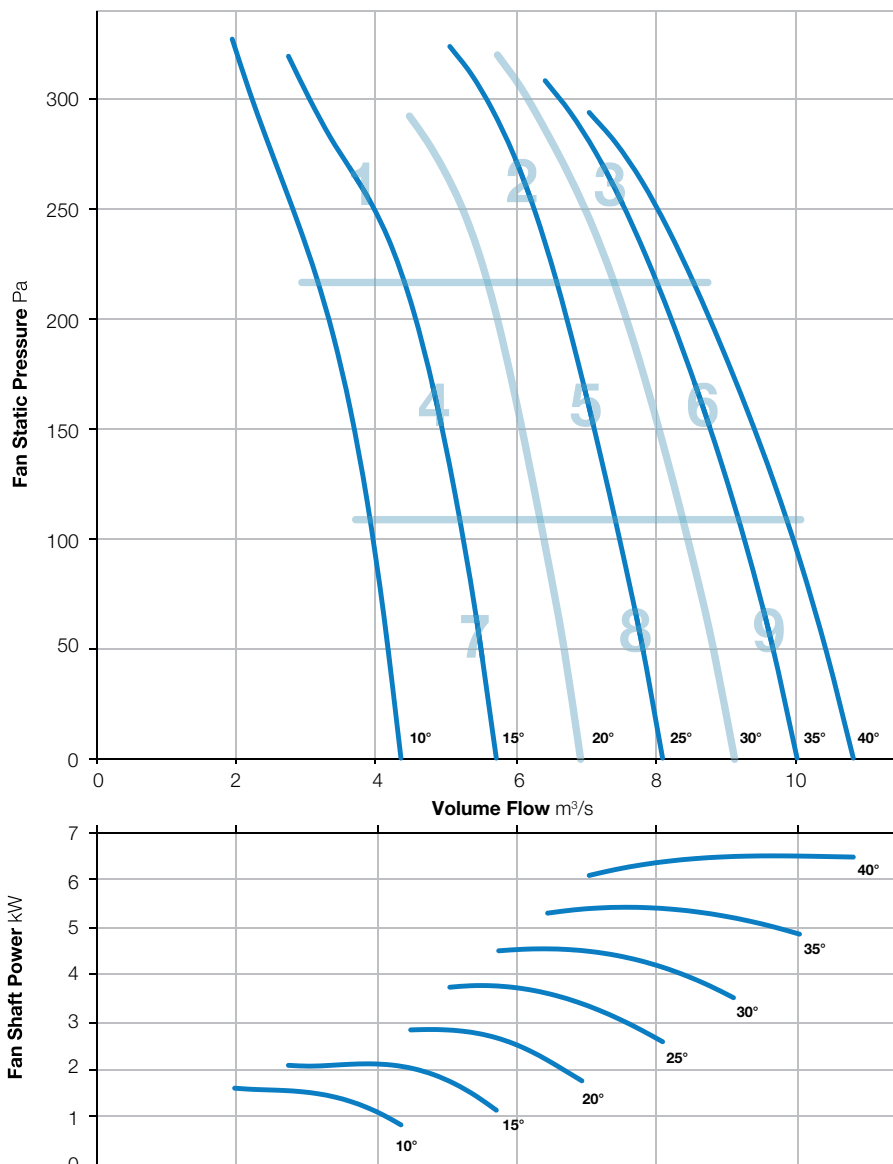
BS EN ISO 5136:2009

Type D installation

Form B



Elta Fans Limited certifies that the Axial Fans shown herein are licensed to bear the AMCA Seal. The ratings shown are based on tests and procedures performed in accordance with AMCA Publication 211 and comply with the requirements of the AMCA Certified Ratings Program. Performance certified is for Installation Type D: Ducted Inlet, Ducted Outlet. Performance ratings do not include the effects of appurtenances (accessories).



Zone		In-duct Sound Power Level (SWL) re 1pW									SPL dBA @ 3m*
		63Hz	125Hz	250Hz	500Hz	1kHz	2kHz	4kHz	8kHz	Total	
1	Inlet	90	93	92	90	85	80	74	65	98	70
	Outlet	91	94	93	90	85	80	74	65	99	71
2	Inlet	89	87	86	91	82	80	75	68	95	70
	Outlet	90	89	87	89	82	81	77	71	95	69
3	Inlet	89	89	82	85	81	79	76	69	94	66
	Outlet	90	90	85	85	83	80	77	72	95	67
4	Inlet	83	86	83	88	84	80	73	61	93	68
	Outlet	83	87	84	87	84	80	73	60	93	68
5	Inlet	87	88	83	89	82	80	73	66	94	68
	Outlet	87	89	84	87	82	80	74	69	94	67
6	Inlet	92	89	84	86	81	79	75	69	95	67
	Outlet	90	90	85	86	82	79	77	71	95	67
7	Inlet	83	87	84	87	84	80	74	63	93	68
	Outlet	83	89	87	88	85	81	74	66	94	69
8	Inlet	88	89	84	91	83	82	74	68	95	70
	Outlet	86	90	85	91	83	81	75	72	95	70
9	Inlet	91	88	85	85	83	81	78	72	95	68
	Outlet	93	88	85	86	84	82	79	75	96	69

*Sound Pressure Level (SPL) is average spherical free-field re 20μPa, for comparative use only.
Power rating (watts, kW or BHP) does not include transmission losses.
The AMCA certified ratings seal applies to air performance only.



900-181-3

1440 r/min



Nominal Diameter

900mm



Hub Type

181



Number of Blades

3



BS ISO 5801:2017

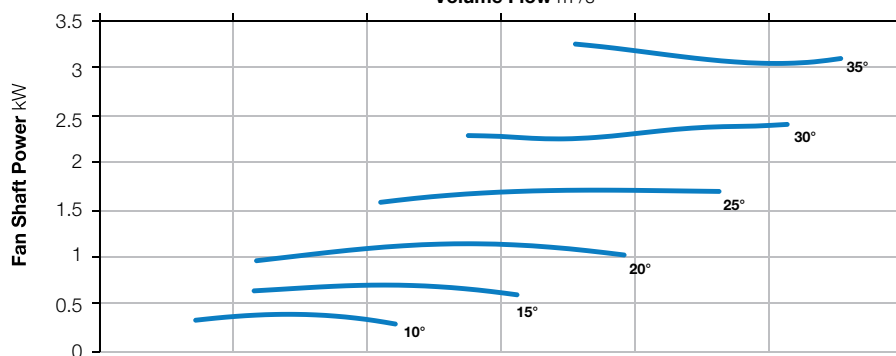
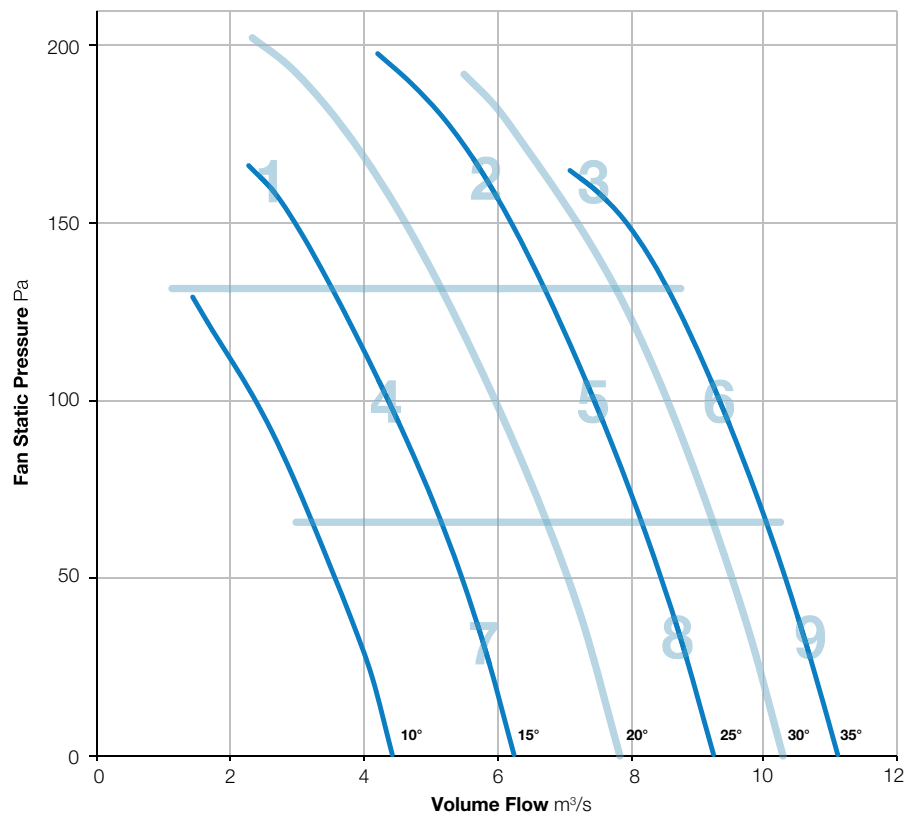
BS EN ISO 5136:2009

Type D installation

Form B



Elta Fans Limited certifies that the Axial Fans shown herein are licensed to bear the AMCA Seal. The ratings shown are based on tests and procedures performed in accordance with AMCA Publication 211 and comply with the requirements of the AMCA Certified Ratings Program. Performance certified is for Installation Type D: Ducted Inlet, Ducted Outlet. Performance ratings do not include the effects of appurtenances (accessories).



Zone		In-duct Sound Power Level (SWL) re 1pW									SPL dBA @ 3m*
		63Hz	125Hz	250Hz	500Hz	1kHz	2kHz	4kHz	8kHz	Total	
1	Inlet	80	75	83	93	90	85	81	91	97	75
	Outlet	79	75	82	93	90	84	80	83	96	74
2	Inlet	86	80	83	83	85	83	83	89	94	71
	Outlet	84	79	81	82	84	82	83	83	92	69
3	Inlet	92	88	93	90	89	87	85	83	98	74
	Outlet	90	87	91	90	89	86	84	81	97	73
4	Inlet	83	76	79	79	81	81	80	90	92	70
	Outlet	81	76	76	79	80	80	79	83	89	67
5	Inlet	87	81	82	81	82	79	80	91	94	71
	Outlet	85	80	80	80	81	77	80	84	91	67
6	Inlet	93	88	88	86	87	87	87	88	98	74
	Outlet	91	86	84	85	86	86	86	84	96	72
7	Inlet	86	79	81	78	80	79	81	90	93	70
	Outlet	84	78	78	78	79	78	80	85	90	67
8	Inlet	89	84	84	83	83	79	79	90	95	71
	Outlet	88	83	81	82	82	78	79	83	92	67
9	Inlet	93	88	88	86	87	87	87	88	98	74
	Outlet	91	87	84	85	86	86	87	85	96	72

*Sound Pressure Level (SPL) is average spherical free-field re 20μPa, for comparative use only.
Power rating (watts, kW or BHP) does not include transmission losses.
The AMCA certified ratings seal applies to air performance only.



900-181-6

1440 r/min



Nominal Diameter

900mm



Hub Type

181



Number of Blades

6



BS ISO 5801:2017

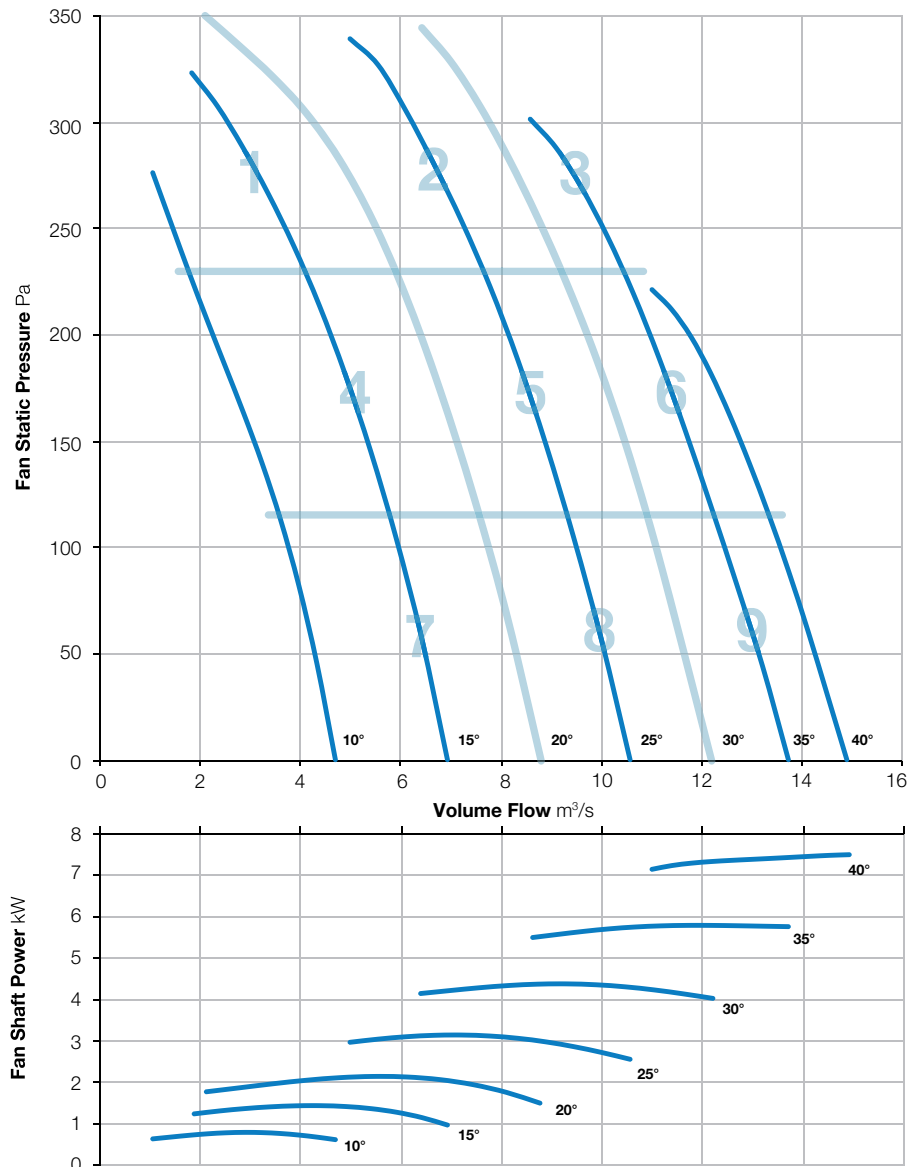
BS EN ISO 5136:2009

Type D installation

Form B



Elta Fans Limited certifies that the Axial Fans shown herein are licensed to bear the AMCA Seal. The ratings shown are based on tests and procedures performed in accordance with AMCA Publication 211 and comply with the requirements of the AMCA Certified Ratings Program. Performance certified is for Installation Type D: Ducted Inlet, Ducted Outlet. Performance ratings do not include the effects of appurtenances (accessories).



Zone		In-duct Sound Power Level (SWL) re 1pW									SPL dBA @ 3m*
		63Hz	125Hz	250Hz	500Hz	1kHz	2kHz	4kHz	8kHz	Total	
1	Inlet	84	82	94	96	92	88	85	81	100	77
	Outlet	82	82	92	95	92	87	84	81	99	76
2	Inlet	88	83	88	91	95	91	88	84	99	78
	Outlet	87	82	85	91	95	90	88	85	99	77
3	Inlet	92	87	90	90	92	90	89	85	99	76
	Outlet	92	87	87	88	92	89	89	87	98	76
4	Inlet	83	76	81	87	90	90	87	86	96	75
	Outlet	82	75	79	87	90	89	86	85	95	74
5	Inlet	89	84	86	85	88	86	85	82	95	72
	Outlet	88	83	83	86	87	85	85	83	94	72
6	Inlet	94	90	90	88	90	88	87	84	99	74
	Outlet	92	89	87	87	89	87	88	85	98	74
7	Inlet	86	78	82	83	85	85	88	93	96	75
	Outlet	84	78	80	83	84	83	86	91	94	73
8	Inlet	91	85	87	86	86	85	84	83	96	71
	Outlet	90	85	84	86	86	83	83	82	95	71
9	Inlet	95	91	92	89	90	86	86	83	99	74
	Outlet	94	90	88	87	89	86	86	84	98	73

*Sound Pressure Level (SPL) is average spherical free-field re 20μPa, for comparative use only.
Power rating (watts, kW or BHP) does not include transmission losses.
The AMCA certified ratings seal applies to air performance only.



900-181-9

1440 r/min



Nominal Diameter

900mm



Hub Type

181



Number of Blades

9



BS ISO 5801:2017

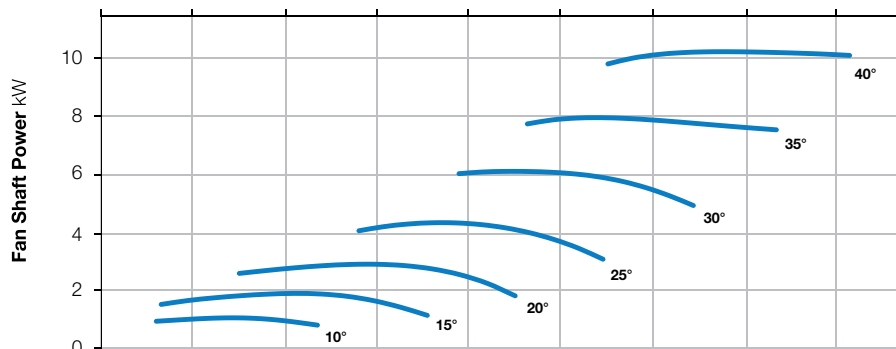
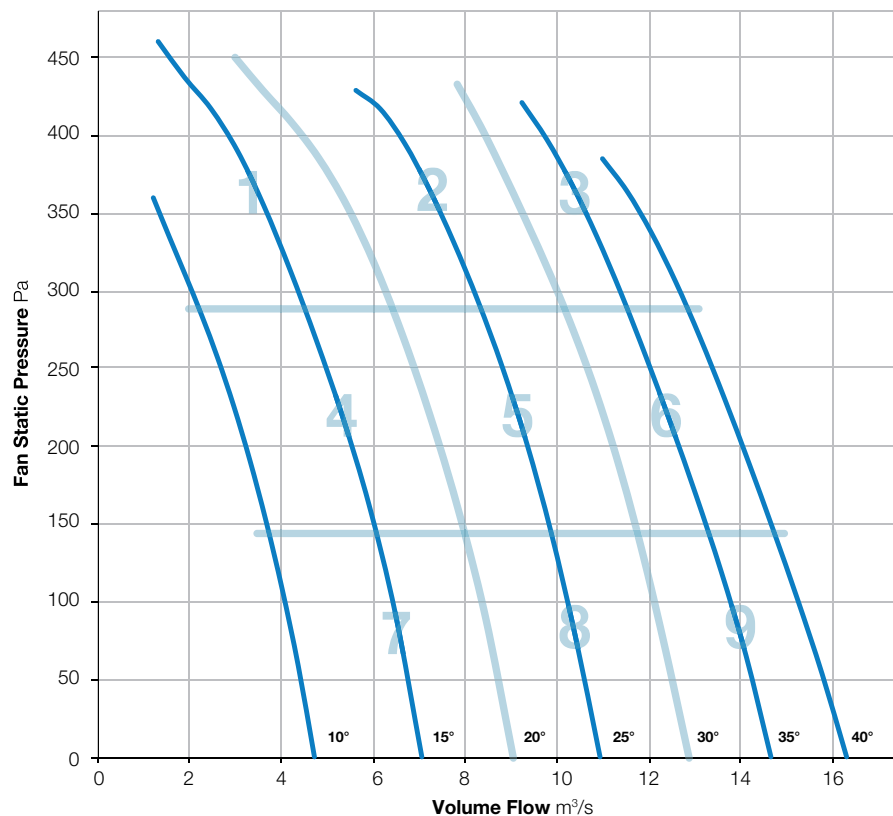
BS EN ISO 5136:2009

Type D installation

Form B



Elta Fans Limited certifies that the Axial Fans shown herein are licensed to bear the AMCA Seal. The ratings shown are based on tests and procedures performed in accordance with AMCA Publication 211 and comply with the requirements of the AMCA Certified Ratings Program. Performance certified is for Installation Type D: Ducted Inlet, Ducted Outlet. Performance ratings do not include the effects of appurtenances (accessories).



Zone		In-duct Sound Power Level (SWL) re 1pW									SPL dBA @ 3m*
		63Hz	125Hz	250Hz	500Hz	1kHz	2kHz	4kHz	8kHz	Total	
1	Inlet	80	84	94	96	94	90	86	83	100	78
	Outlet	80	84	93	96	94	89	85	82	100	77
2	Inlet	86	80	92	98	98	94	89	84	103	81
	Outlet	88	82	88	96	98	93	89	85	102	80
3	Inlet	93	88	92	90	92	90	89	85	99	76
	Outlet	93	87	91	88	91	89	89	87	99	76
4	Inlet	79	72	81	88	93	93	90	90	98	78
	Outlet	80	72	80	87	93	92	89	88	98	77
5	Inlet	87	82	90	87	86	85	84	83	95	72
	Outlet	88	82	85	86	86	84	83	82	94	71
6	Inlet	95	91	93	91	91	88	87	84	100	75
	Outlet	93	89	91	89	90	87	87	85	99	74
7	Inlet	79	75	84	85	87	85	90	97	99	77
	Outlet	80	75	82	85	86	84	88	95	97	76
8	Inlet	89	84	90	88	86	85	86	88	96	73
	Outlet	90	85	86	87	86	85	84	86	96	72
9	Inlet	96	92	95	92	92	88	86	84	101	76
	Outlet	95	91	91	90	91	86	86	85	100	75

*Sound Pressure Level (SPL) is average spherical free-field re 20μPa, for comparative use only.
Power rating (watts, kW or BHP) does not include transmission losses.
The AMCA certified ratings seal applies to air performance only.



900-182-3

1440 r/min



Nominal Diameter

900mm



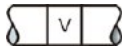
Hub Type

182



Number of Blades

3



BS ISO 5801:2017

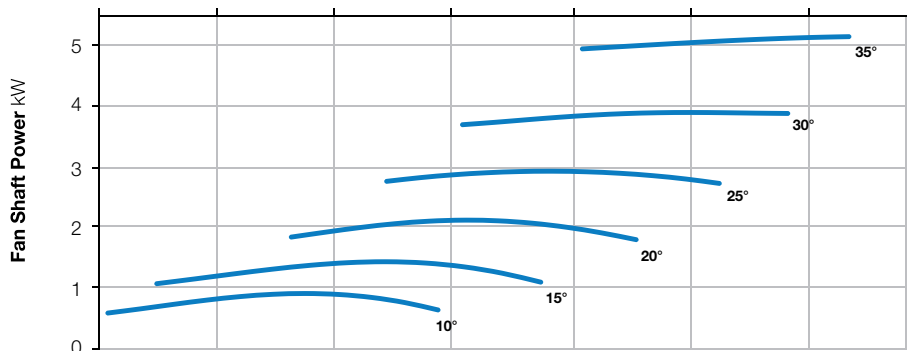
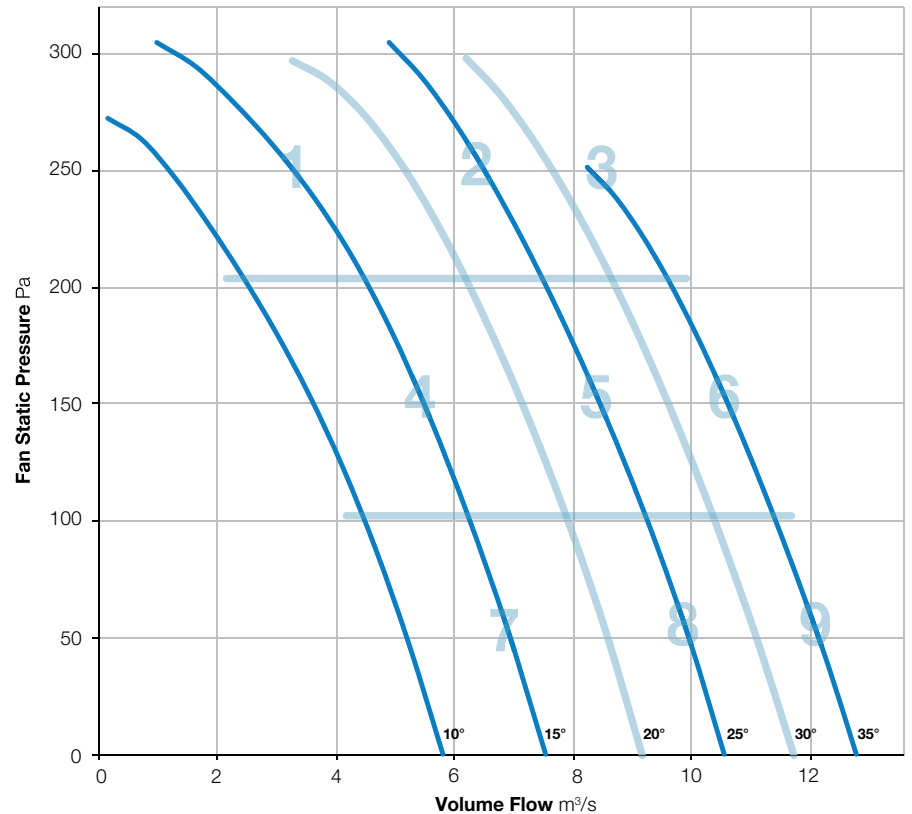
BS EN ISO 5136:2009

Type D installation

Form B



Elta Fans Limited certifies that the Axial Fans shown herein are licensed to bear the AMCA Seal. The ratings shown are based on tests and procedures performed in accordance with AMCA Publication 211 and comply with the requirements of the AMCA Certified Ratings Program. Performance certified is for Installation Type D: Ducted Inlet, Ducted Outlet. Performance ratings do not include the effects of appurtenances (accessories).



Zone		In-duct Sound Power Level (SWL) re 1pW									SPL dBA @ 3m*
		63Hz	125Hz	250Hz	500Hz	1kHz	2kHz	4kHz	8kHz	Total	
1	Inlet	For sound data please contact Elta Fans.									
	Outlet										
2	Inlet										
	Outlet										
3	Inlet										
	Outlet										
4	Inlet										
	Outlet										
5	Inlet										
	Outlet										
6	Inlet										
	Outlet										
7	Inlet										
	Outlet										
8	Inlet										
	Outlet										
9	Inlet										
	Outlet										

*Sound Pressure Level (SPL) is average spherical free-field re 20µPa, for comparative use only.
Power rating (watts, kW or BHP) does not include transmission losses.
The AMCA certified ratings seal applies to air performance only.



900-182-6

1440 r/min



Nominal Diameter

900mm



Hub Type

182



Number of Blades

6



BS ISO 5801:2017

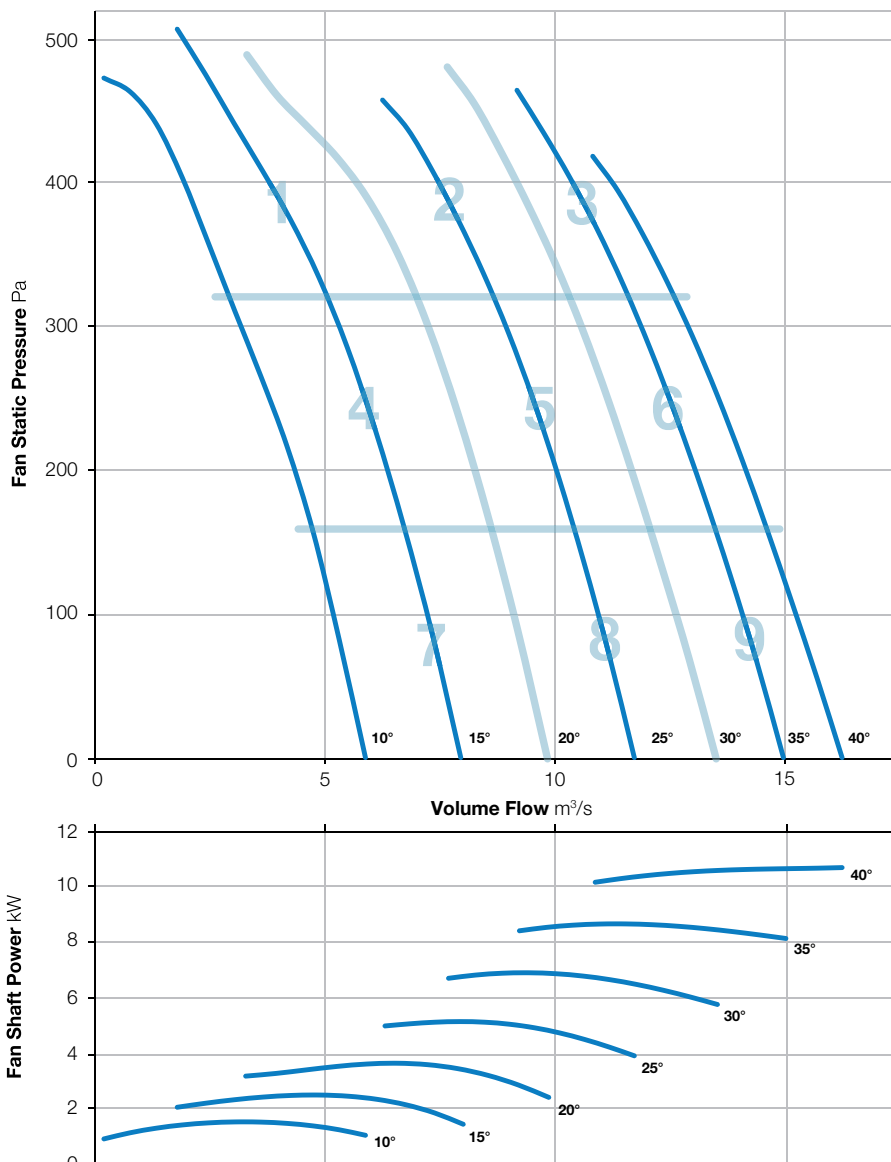
BS EN ISO 5136:2009

Type D installation

Form B



Elta Fans Limited certifies that the Axial Fans shown herein are licensed to bear the AMCA Seal. The ratings shown are based on tests and procedures performed in accordance with AMCA Publication 211 and comply with the requirements of the AMCA Certified Ratings Program. Performance certified is for Installation Type D: Ducted Inlet, Ducted Outlet. Performance ratings do not include the effects of appurtenances (accessories).



Zone		In-duct Sound Power Level (SWL) re 1pW									SPL dBA @ 3m*
		63Hz	125Hz	250Hz	500Hz	1kHz	2kHz	4kHz	8kHz	Total	
1	Inlet	For sound data please contact Elta Fans.									
	Outlet										
2	Inlet										
	Outlet										
3	Inlet										
	Outlet										
4	Inlet										
	Outlet										
5	Inlet										
	Outlet										
6	Inlet										
	Outlet										
7	Inlet										
	Outlet										
8	Inlet										
	Outlet										
9	Inlet										
	Outlet										

*Sound Pressure Level (SPL) is average spherical free-field re 20µPa, for comparative use only.
Power rating (watts, kW or BHP) does not include transmission losses.
The AMCA certified ratings seal applies to air performance only.



900-251-3

1440 r/min



Nominal Diameter

900mm



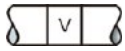
Hub Type

251



Number of Blades

3



BS ISO 5801:2017

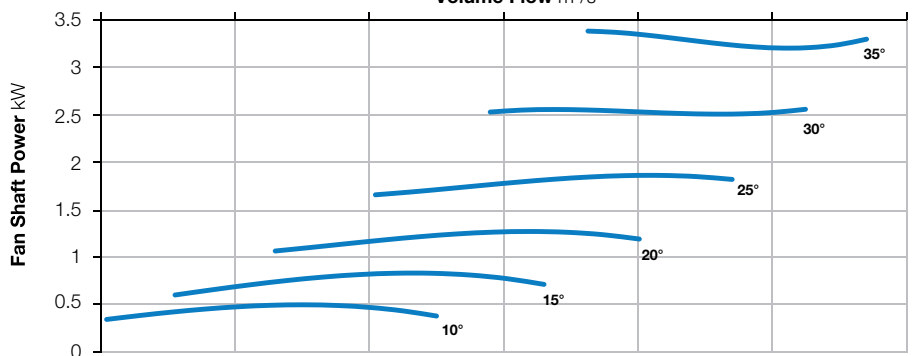
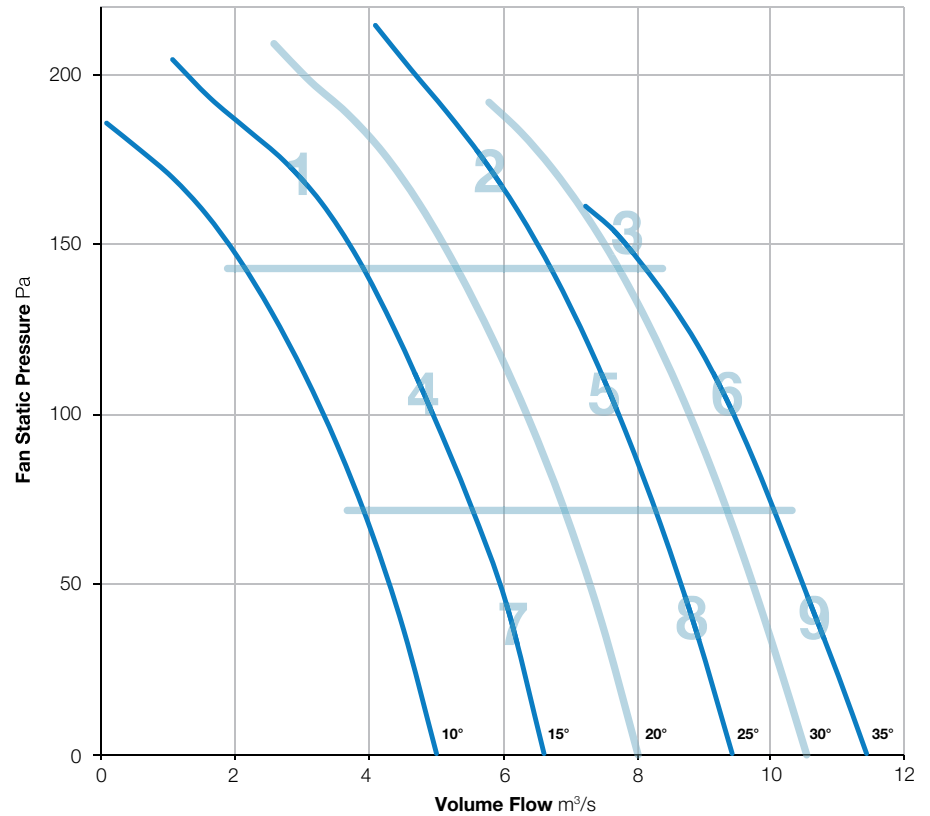
BS EN ISO 5136:2009

Type D installation

Form B



Elta Fans Limited certifies that the Axial Fans shown herein are licensed to bear the AMCA Seal. The ratings shown are based on tests and procedures performed in accordance with AMCA Publication 211 and comply with the requirements of the AMCA Certified Ratings Program. Performance certified is for Installation Type D: Ducted Inlet, Ducted Outlet. Performance ratings do not include the effects of appurtenances (accessories).



Zone		In-duct Sound Power Level (SWL) re 1pW									SPL dBA @ 3m*
		63Hz	125Hz	250Hz	500Hz	1kHz	2kHz	4kHz	8kHz	Total	
1	Inlet	82	78	84	94	94	87	81	75	98	76
	Outlet	82	77	84	94	94	86	81	76	98	76
2	Inlet	88	82	84	82	83	82	83	77	93	69
	Outlet	86	82	82	81	82	80	83	78	91	68
3	Inlet	93	87	90	87	88	87	85	80	97	73
	Outlet	92	87	88	87	88	86	85	81	97	72
4	Inlet	84	78	82	80	80	78	78	75	89	65
	Outlet	82	77	81	79	80	77	77	75	88	64
5	Inlet	89	82	83	81	82	80	81	76	92	67
	Outlet	86	82	80	80	82	79	81	77	91	67
6	Inlet	92	87	87	85	86	87	86	80	96	72
	Outlet	92	87	85	84	86	85	86	82	96	72
7	Inlet	86	79	81	79	80	79	82	81	91	67
	Outlet	86	79	81	79	80	78	81	80	90	66
8	Inlet	91	85	84	82	83	80	80	75	94	67
	Outlet	89	85	81	81	82	79	79	76	92	66
9	Inlet	93	89	88	85	87	86	86	80	97	72
	Outlet	92	89	85	84	87	85	86	82	96	72

*Sound Pressure Level (SPL) is average spherical free-field re 20μPa, for comparative use only.
Power rating (watts, kW or BHP) does not include transmission losses.
The AMCA certified ratings seal applies to air performance only.



900-251-6

1440 r/min



Nominal Diameter

900mm



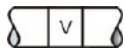
Hub Type

251



Number of Blades

6



BS ISO 5801:2017

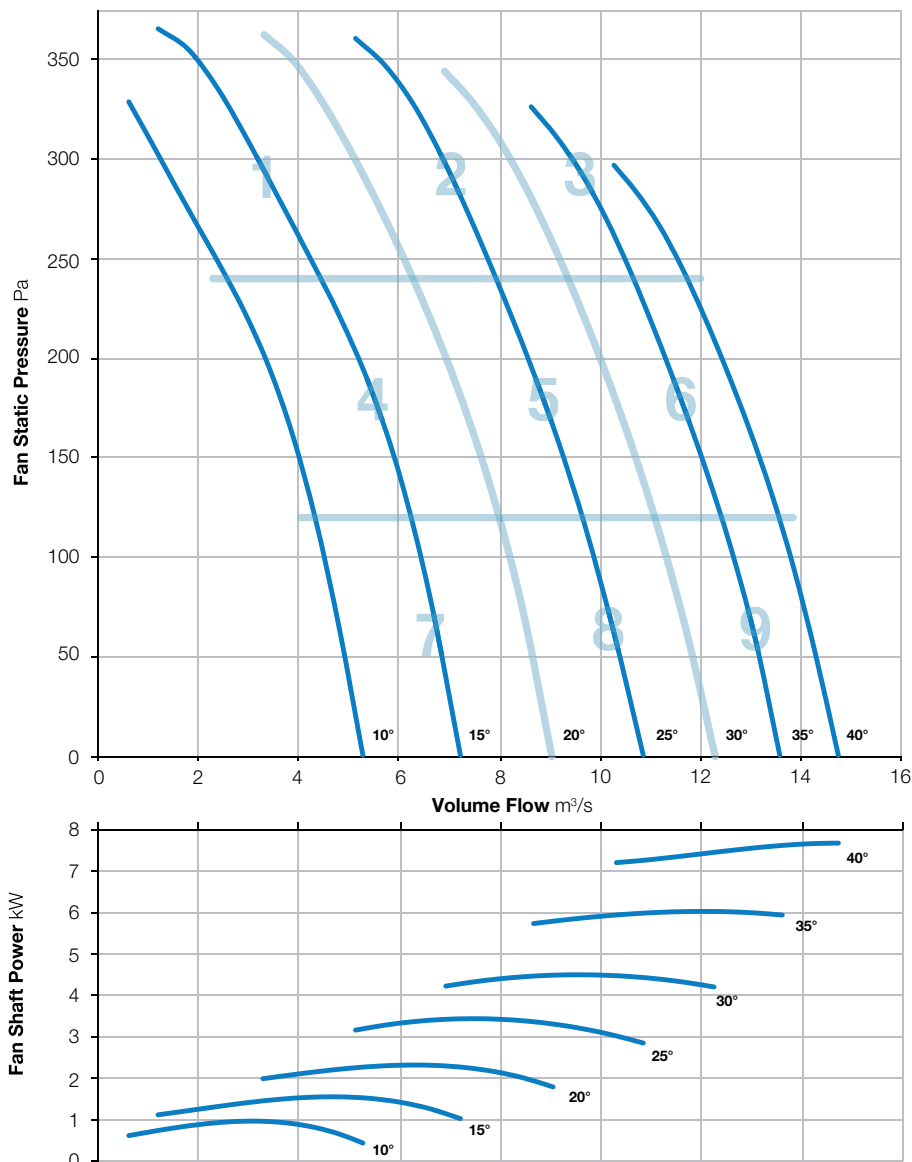
BS EN ISO 5136:2009

Type D installation

Form B



Elta Fans Limited certifies that the Axial Fans shown herein are licensed to bear the AMCA Seal. The ratings shown are based on tests and procedures performed in accordance with AMCA Publication 211 and comply with the requirements of the AMCA Certified Ratings Program. Performance certified is for Installation Type D: Ducted Inlet, Ducted Outlet. Performance ratings do not include the effects of appurtenances (accessories).



Zone		In-duct Sound Power Level (SWL) re 1pW									SPL dBA @ 3m*
		63Hz	125Hz	250Hz	500Hz	1kHz	2kHz	4kHz	8kHz	Total	
1	Inlet	81	81	89	99	95	90	85	79	101	79
	Outlet	80	81	86	97	95	89	84	79	100	78
2	Inlet	86	87	86	85	88	86	85	80	95	72
	Outlet	88	86	83	86	87	84	85	81	95	71
3	Inlet	91	89	88	86	88	89	89	82	97	74
	Outlet	94	89	87	87	88	88	89	85	98	74
4	Inlet	79	82	82	83	86	87	86	83	93	72
	Outlet	80	81	79	82	86	86	85	82	92	71
5	Inlet	89	89	87	85	85	83	82	78	95	70
	Outlet	90	88	84	85	85	82	82	79	95	69
6	Inlet	94	92	90	87	88	88	88	81	99	74
	Outlet	94	91	88	88	88	87	88	84	98	74
7	Inlet	82	84	83	82	84	83	87	87	93	72
	Outlet	84	83	81	82	84	82	86	85	93	71
8	Inlet	91	90	88	86	85	84	82	79	96	70
	Outlet	90	89	86	85	85	83	82	79	95	70
9	Inlet	97	95	91	89	89	87	86	81	101	74
	Outlet	94	92	89	88	89	86	87	83	99	74

*Sound Pressure Level (SPL) is average spherical free-field re 20μPa, for comparative use only.
Power rating (watts, kW or BHP) does not include transmission losses.
The AMCA certified ratings seal applies to air performance only.



900-251-9

1440 r/min



Nominal Diameter

900mm



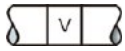
Hub Type

251



Number of Blades

9



BS ISO 5801:2017

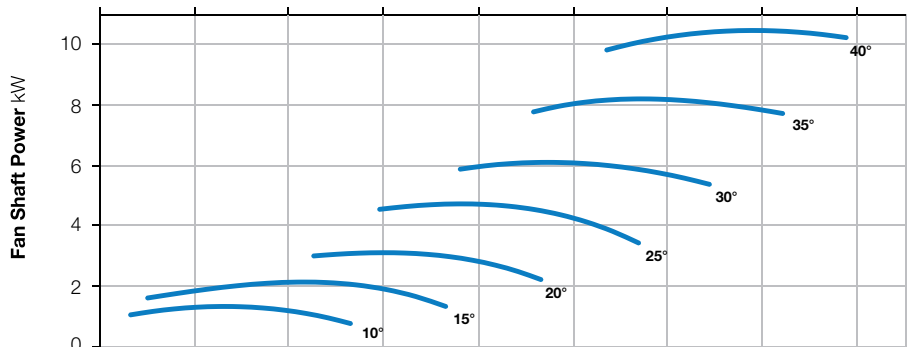
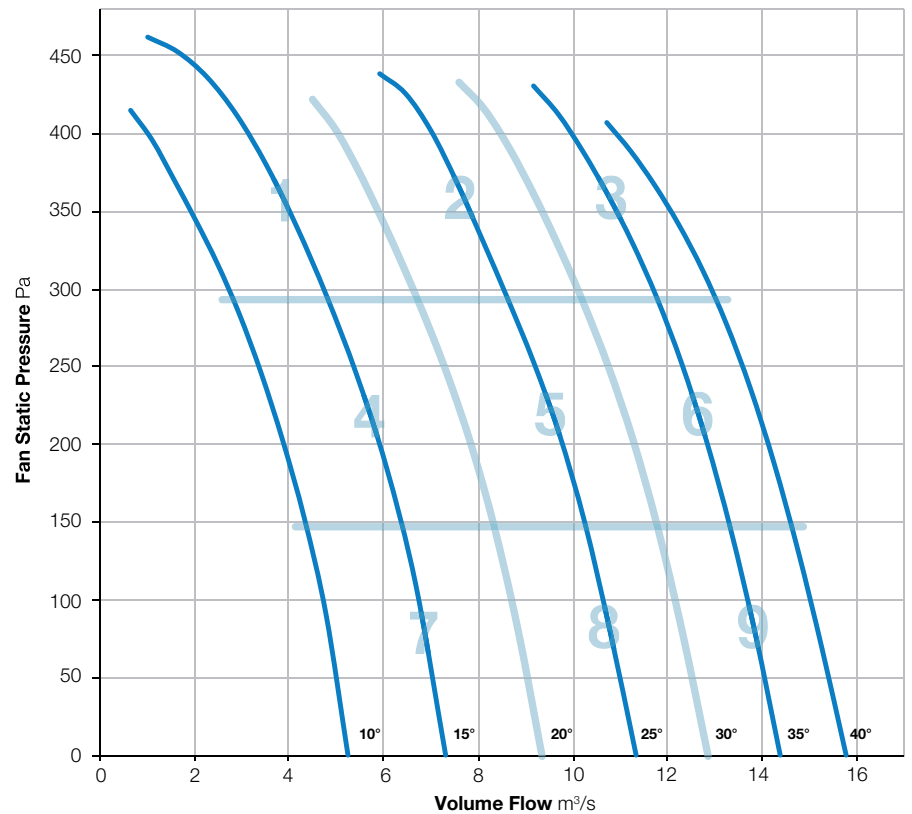
BS EN ISO 5136:2009

Type D installation

Form B



Elta Fans Limited certifies that the Axial Fans shown herein are licensed to bear the AMCA Seal. The ratings shown are based on tests and procedures performed in accordance with AMCA Publication 211 and comply with the requirements of the AMCA Certified Ratings Program. Performance certified is for Installation Type D: Ducted Inlet, Ducted Outlet. Performance ratings do not include the effects of appurtenances (accessories).



Zone		In-duct Sound Power Level (SWL) re 1pW									SPL dBA @ 3m*
		63Hz	125Hz	250Hz	500Hz	1kHz	2kHz	4kHz	8kHz	Total	
1	Inlet	87	83	91	98	97	91	86	81	102	80
	Outlet	86	83	89	97	97	90	85	81	101	79
2	Inlet	89	83	88	91	95	92	88	82	99	78
	Outlet	90	85	85	91	95	92	89	83	99	78
3	Inlet	94	89	91	89	92	90	88	83	99	76
	Outlet	95	90	89	88	92	90	89	86	100	76
4	Inlet	84	77	82	85	88	91	90	86	96	75
	Outlet	84	77	80	84	88	90	89	85	95	75
5	Inlet	91	86	89	86	86	86	84	81	96	72
	Outlet	92	86	86	86	86	85	83	81	96	71
6	Inlet	96	92	92	89	90	88	86	81	100	74
	Outlet	97	92	90	88	90	88	87	84	100	74
7	Inlet	86	79	84	83	86	85	90	90	96	74
	Outlet	86	81	83	83	85	84	88	89	95	73
8	Inlet	93	89	90	87	87	86	86	85	98	73
	Outlet	92	88	87	86	86	85	85	84	96	72
9	Inlet	98	95	94	90	91	88	86	81	102	75
	Outlet	98	93	92	89	90	88	86	83	101	74

*Sound Pressure Level (SPL) is average spherical free-field re 20µPa, for comparative use only.
Power rating (watts, kW or BHP) does not include transmission losses.
The AMCA certified ratings seal applies to air performance only.



900-251-12

1440 r/min



Nominal Diameter

900mm



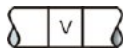
Hub Type

251



Number of Blades

12



BS ISO 5801:2017

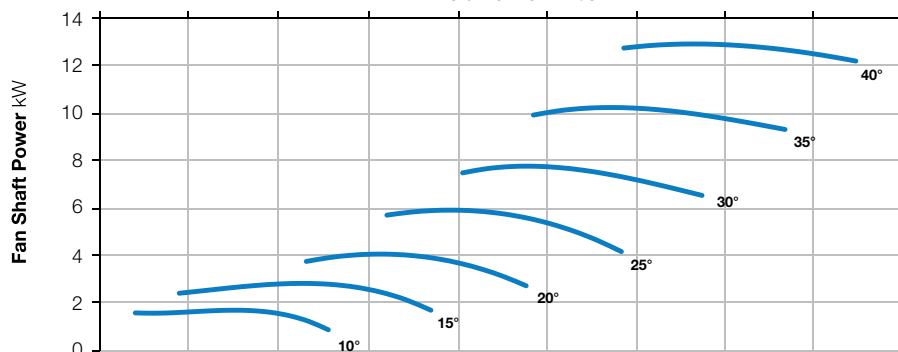
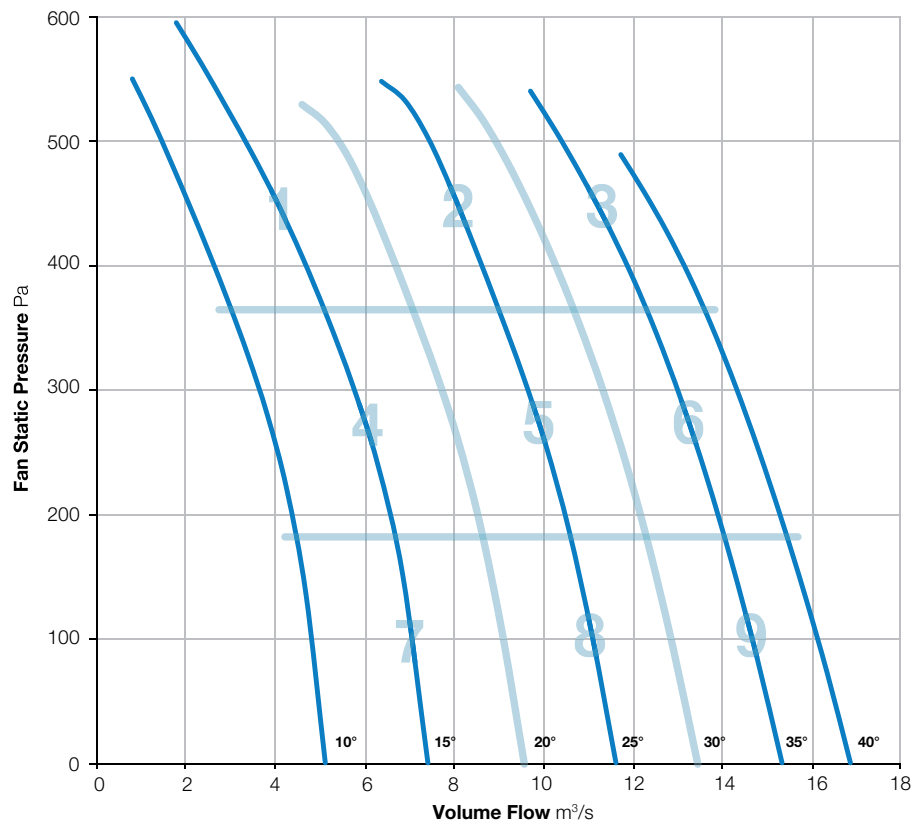
BS ISO 13347-2:2004

Type D installation

Form B



Elta Fans Limited certifies that the Axial Fans shown herein are licensed to bear the AMCA Seal. The ratings shown are based on tests and procedures performed in accordance with AMCA Publications 211 & 311 and comply with the requirements of the AMCA Certified Ratings Program. Performance certified is for Installation Type D: Ducted Inlet, Ducted Outlet. Performance ratings do not include the effects of appurtenances (accessories).



Zone		In-duct Sound Power Level (SWL) re 1pW									SPL dBA @ 3m*
		63Hz	125Hz	250Hz	500Hz	1kHz	2kHz	4kHz	8kHz	Total	
1	Inlet	87	84	100	99	95	91	87	83	104	80
	Outlet	85	85	98	99	94	91	87	84	103	79
2	Inlet	87	83	91	100	99	96	90	85	104	82
	Outlet	86	84	90	100	99	97	92	88	104	83
3	Inlet	90	85	93	91	93	91	89	86	100	77
	Outlet	89	93	92	91	94	92	91	89	101	78
4	Inlet	80	76	87	92	96	95	90	88	100	80
	Outlet	77	77	85	90	95	94	90	88	99	79
5	Inlet	90	83	91	88	88	88	86	85	97	74
	Outlet	89	83	91	91	92	91	88	87	99	77
6	Inlet	92	88	94	91	91	88	87	85	99	75
	Outlet	91	91	93	91	92	89	88	87	100	76
7	Inlet	86	80	88	87	89	88	89	93	98	76
	Outlet	83	82	88	87	89	87	88	93	97	76
8	Inlet	92	86	92	90	89	87	87	90	99	75
	Outlet	89	86	92	89	89	88	86	89	98	75
9	Inlet	94	93	94	93	91	89	87	85	101	76
	Outlet	92	92	94	92	92	90	88	87	100	77

*Sound Pressure Level (SPL) is average spherical free-field re 20μPa, for comparative use only. dBA levels are not licensed by AMCA International.

Power rating (watts, kW or BHP) does not include transmission losses.

The sound power level ratings shown are in decibels, referred to 10⁻¹² watts, calculated per AMCA Standard 301. Values shown are for inlet L_{wa} and outlet L_{wo} sound power levels for Installation Type D: ducted inlet, ducted outlet. Ratings include the effect of duct end correction.



900-252-3

1440 r/min



Nominal Diameter

900mm



Hub Type

252



Number of Blades

3



BS ISO 5801:2017

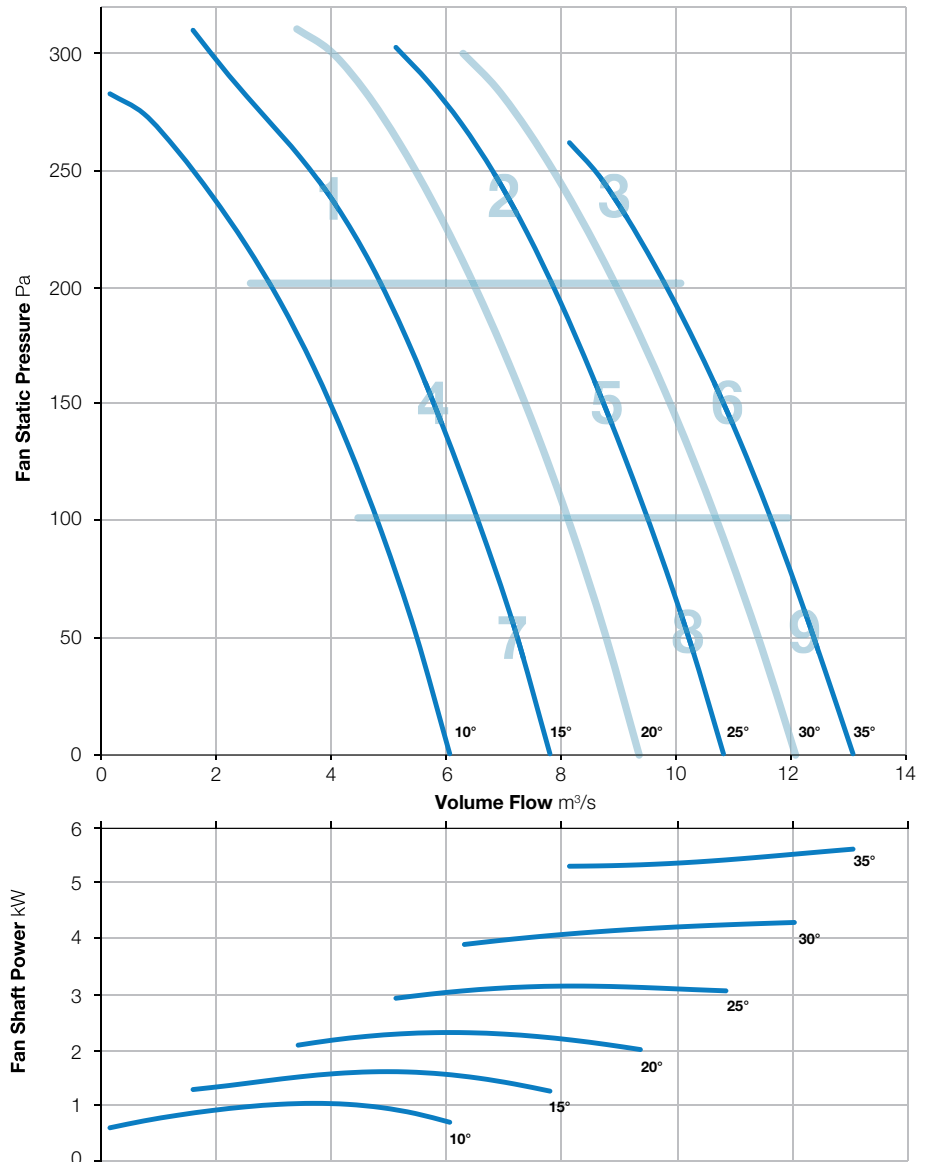
BS EN ISO 5136:2009

Type D installation

Form B



Elta Fans Limited certifies that the Axial Fans shown herein are licensed to bear the AMCA Seal. The ratings shown are based on tests and procedures performed in accordance with AMCA Publication 211 and comply with the requirements of the AMCA Certified Ratings Program. Performance certified is for Installation Type D: Ducted Inlet, Ducted Outlet. Performance ratings do not include the effects of appurtenances (accessories).



Zone		In-duct Sound Power Level (SWL) re 1pW									SPL dBA @ 3m*
		63Hz	125Hz	250Hz	500Hz	1kHz	2kHz	4kHz	8kHz	Total	
1	Inlet	For sound data please contact Elta Fans.									
	Outlet										
2	Inlet										
	Outlet										
3	Inlet										
	Outlet										
4	Inlet										
	Outlet										
5	Inlet										
	Outlet										
6	Inlet										
	Outlet										
7	Inlet										
	Outlet										
8	Inlet										
	Outlet										
9	Inlet										
	Outlet										

*Sound Pressure Level (SPL) is average spherical free-field re 20µPa, for comparative use only.
Power rating (watts, kW or BHP) does not include transmission losses.
The AMCA certified ratings seal applies to air performance only.



900-252-6

1440 r/min



Nominal Diameter

900mm



Hub Type

252



Number of Blades

6

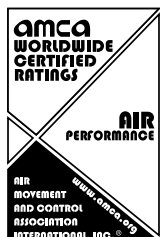


BS ISO 5801:2017

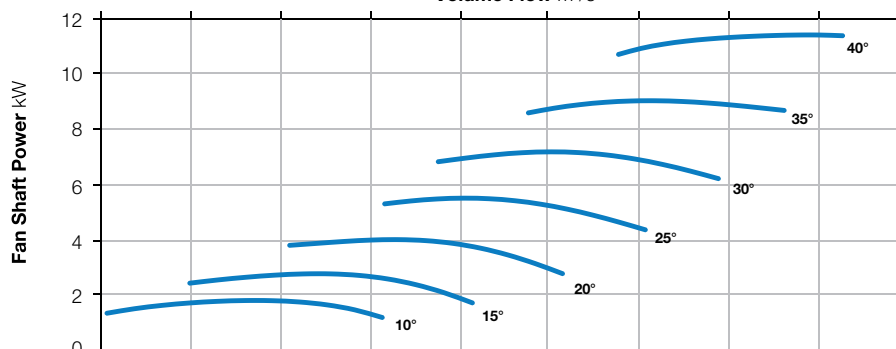
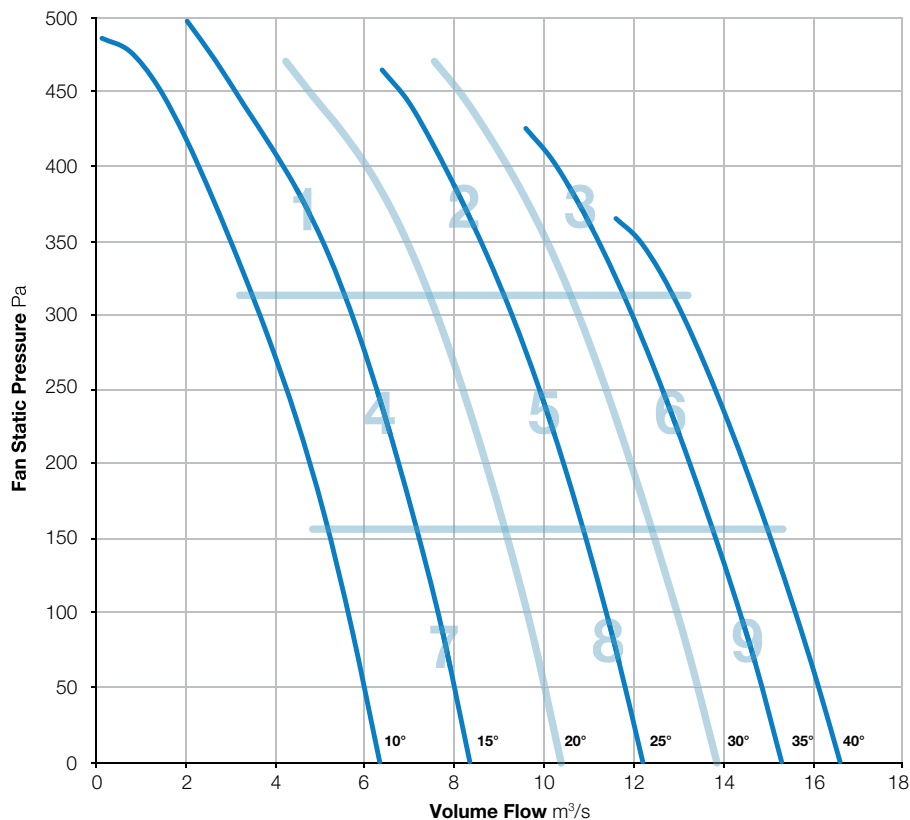
BS EN ISO 5136:2009

Type D installation

Form B



Elta Fans Limited certifies that the Axial Fans shown herein are licensed to bear the AMCA Seal. The ratings shown are based on tests and procedures performed in accordance with AMCA Publication 211 and comply with the requirements of the AMCA Certified Ratings Program. Performance certified is for Installation Type D: Ducted Inlet, Ducted Outlet. Performance ratings do not include the effects of appurtenances (accessories).



Zone		In-duct Sound Power Level (SWL) re 1pW								SPL dBA @ 3m*
		63Hz	125Hz	250Hz	500Hz	1kHz	2kHz	4kHz	8kHz	Total
1	Inlet	For sound data please contact Elta Fans.								
	Outlet									
2	Inlet									
	Outlet									
3	Inlet									
	Outlet									
4	Inlet									
	Outlet									
5	Inlet									
	Outlet									
6	Inlet									
	Outlet									
7	Inlet									
	Outlet									
8	Inlet									
	Outlet									
9	Inlet									
	Outlet									

*Sound Pressure Level (SPL) is average spherical free-field re 20µPa, for comparative use only.
Power rating (watts, kW or BHP) does not include transmission losses.
The AMCA certified ratings seal applies to air performance only.



900-252-9

1440 r/min



Nominal Diameter

900mm



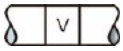
Hub Type

252



Number of Blades

9



BS ISO 5801:2017

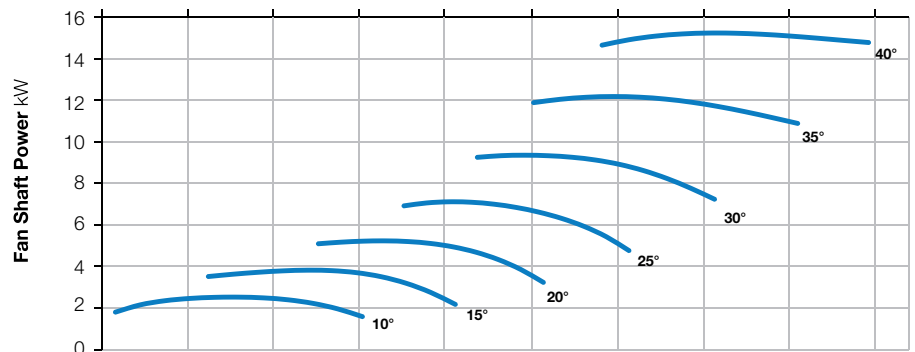
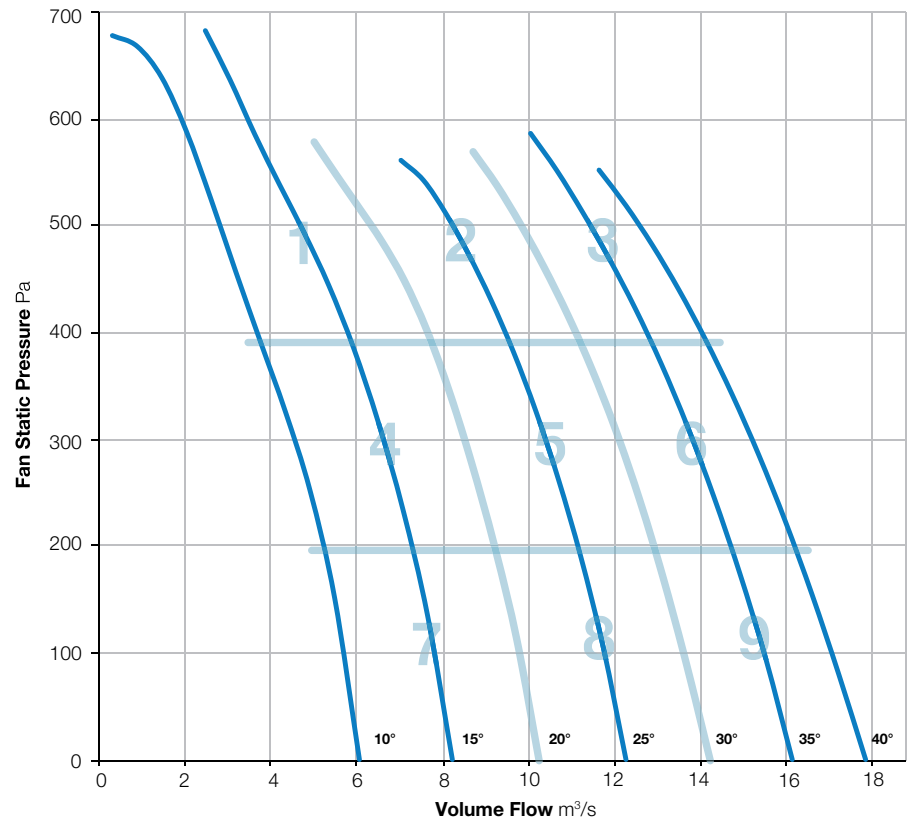
BS EN ISO 5136:2009

Type D installation

Form B



Elta Fans Limited certifies that the Axial Fans shown herein are licensed to bear the AMCA Seal. The ratings shown are based on tests and procedures performed in accordance with AMCA Publication 211 and comply with the requirements of the AMCA Certified Ratings Program. Performance certified is for Installation Type D: Ducted Inlet, Ducted Outlet. Performance ratings do not include the effects of appurtenances (accessories).



Zone		In-duct Sound Power Level (SWL) re 1pW									SPL dBA @ 3m*
		63Hz	125Hz	250Hz	500Hz	1kHz	2kHz	4kHz	8kHz	Total	
1	Inlet	For sound data please contact Elta Fans.									
	Outlet										
2	Inlet										
	Outlet										
3	Inlet										
	Outlet										
4	Inlet										
	Outlet										
5	Inlet										
	Outlet										
6	Inlet										
	Outlet										
7	Inlet										
	Outlet										
8	Inlet										
	Outlet										
9	Inlet										
	Outlet										

*Sound Pressure Level (SPL) is average spherical free-field re 20µPa, for comparative use only.
Power rating (watts, kW or BHP) does not include transmission losses.
The AMCA certified ratings seal applies to air performance only.



900-352-3

1440 r/min



Nominal Diameter

900mm



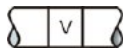
Hub Type

352



Number of Blades

3



BS ISO 5801:2017

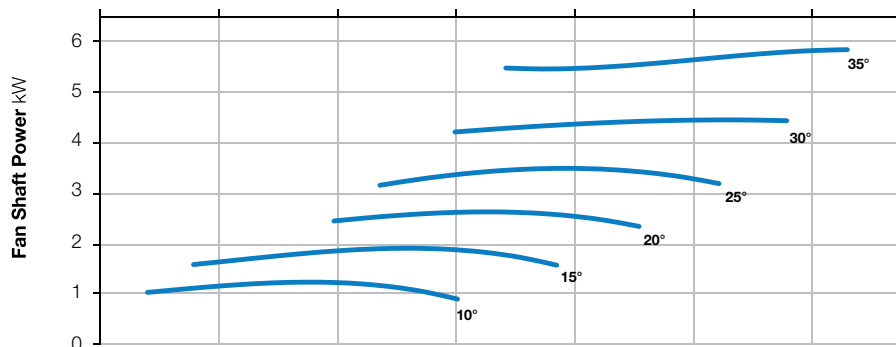
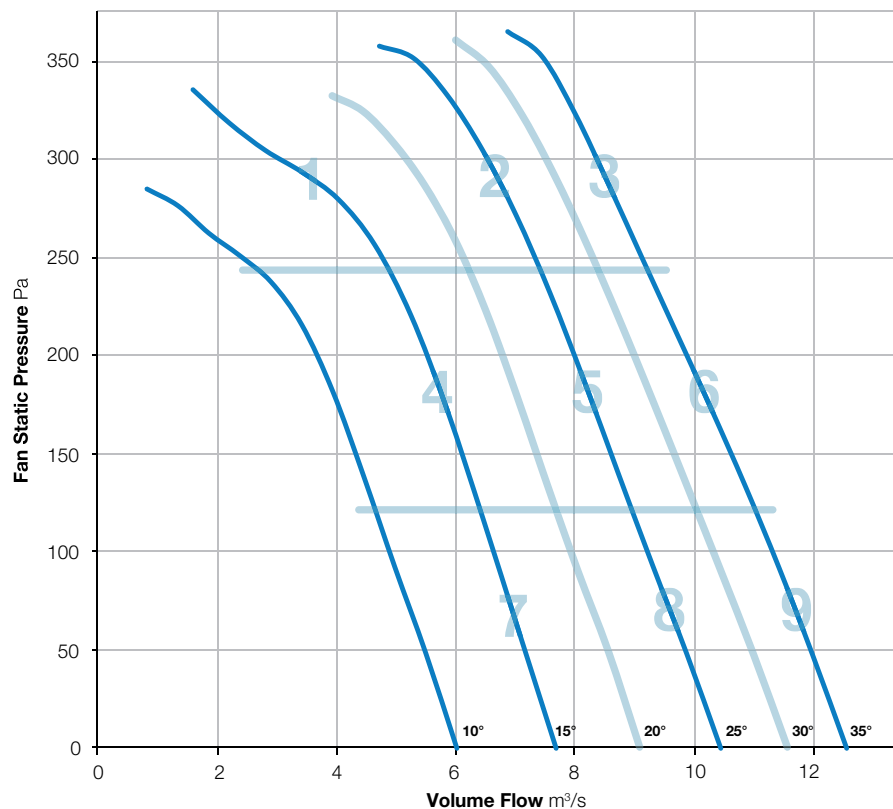
BS EN ISO 5136:2009

Type D installation

Form B



Elta Fans Limited certifies that the Axial Fans shown herein are licensed to bear the AMCA Seal. The ratings shown are based on tests and procedures performed in accordance with AMCA Publication 211 and comply with the requirements of the AMCA Certified Ratings Program. Performance certified is for Installation Type D: Ducted Inlet, Ducted Outlet. Performance ratings do not include the effects of appurtenances (accessories).



Zone		In-duct Sound Power Level (SWL) re 1pW									SPL dBA @ 3m*
		63Hz	125Hz	250Hz	500Hz	1kHz	2kHz	4kHz	8kHz	Total	
1	Inlet	92	87	87	88	86	83	80	74	96	70
	Outlet	93	87	86	87	85	82	79	75	96	69
2	Inlet	97	89	86	87	85	81	78	75	99	69
	Outlet	96	89	86	85	84	81	78	76	98	68
3	Inlet	99	92	88	88	86	83	79	78	101	70
	Outlet	97	93	90	88	88	85	82	82	100	72
4	Inlet	93	87	85	86	84	82	81	76	96	69
	Outlet	95	87	84	84	83	81	80	75	97	68
5	Inlet	97	90	87	88	86	82	80	75	99	70
	Outlet	97	90	87	86	85	82	79	75	99	69
6	Inlet	100	92	89	90	88	85	82	79	102	72
	Outlet	98	94	91	89	89	86	83	81	101	73
7	Inlet	93	87	85	87	85	84	81	75	96	70
	Outlet	97	87	85	85	84	83	80	75	98	69
8	Inlet	96	91	89	90	88	86	83	81	99	73
	Outlet	97	91	89	89	87	86	83	81	100	72
9	Inlet	99	93	89	90	89	85	82	79	101	73
	Outlet	100	93	90	89	89	86	83	82	102	73

*Sound Pressure Level (SPL) is average spherical free-field re 20μPa, for comparative use only.
Power rating (watts, kW or BHP) does not include transmission losses.
The AMCA certified ratings seal applies to air performance only.



900-352-6

1440 r/min



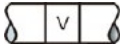
Nominal Diameter
900mm



Hub Type
352



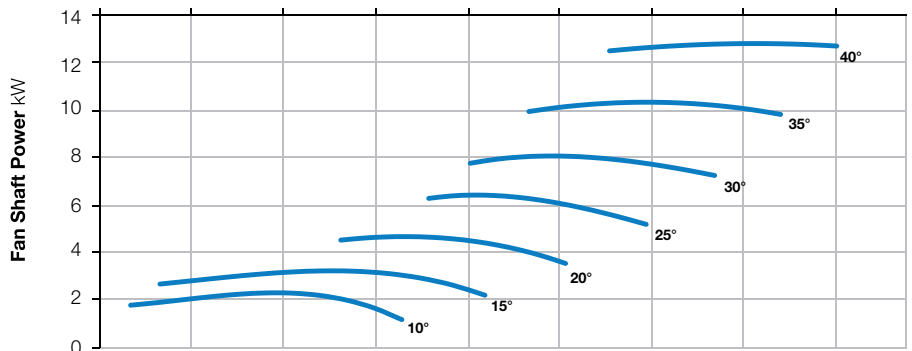
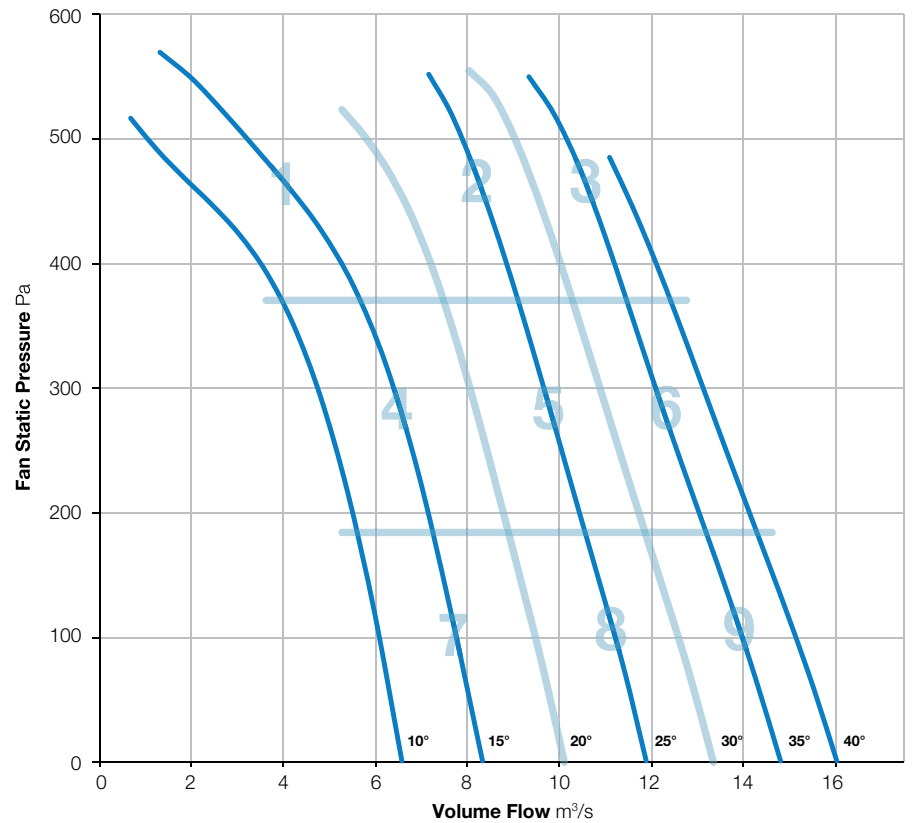
Number of Blades
6



BS ISO 5801:2017
BS EN ISO 5136:2009
Type D installation
Form B



Elta Fans Limited certifies that the Axial Fans shown herein are licensed to bear the AMCA Seal. The ratings shown are based on tests and procedures performed in accordance with AMCA Publication 211 and comply with the requirements of the AMCA Certified Ratings Program. Performance certified is for Installation Type D: Ducted Inlet, Ducted Outlet. Performance ratings do not include the effects of appurtenances (accessories).



Zone		In-duct Sound Power Level (SWL) re 1pW									SPL dBA @ 3m*
		63Hz	125Hz	250Hz	500Hz	1kHz	2kHz	4kHz	8kHz	Total	
1	Inlet	84	89	87	92	92	89	84	77	98	75
	Outlet	85	90	86	91	92	89	84	77	98	75
2	Inlet	91	93	89	89	88	85	82	77	98	72
	Outlet	91	94	88	89	87	84	81	78	98	71
3	Inlet	93	93	90	90	88	85	81	78	99	72
	Outlet	94	95	90	90	89	86	83	81	100	73
4	Inlet	85	89	86	88	86	85	83	78	95	71
	Outlet	85	89	85	86	86	85	82	77	94	71
5	Inlet	89	92	87	87	86	83	80	75	96	70
	Outlet	89	92	86	86	86	83	79	75	96	70
6	Inlet	93	94	91	91	89	85	81	78	99	73
	Outlet	94	96	91	90	90	87	83	80	100	74
7	Inlet	84	88	87	88	87	86	85	80	95	72
	Outlet	85	89	87	86	87	85	84	76	95	71
8	Inlet	91	93	88	89	87	85	82	78	98	72
	Outlet	91	93	88	87	87	85	82	76	97	71
9	Inlet	94	94	91	90	89	85	81	77	99	73
	Outlet	96	97	91	89	90	87	83	79	101	74

*Sound Pressure Level (SPL) is average spherical free-field re 20μPa, for comparative use only.
Power rating (watts, kW or BHP) does not include transmission losses.
The AMCA certified ratings seal applies to air performance only.



900-352-9

1440 r/min



Nominal Diameter

900mm



Hub Type

352



Number of Blades

9



BS ISO 5801:2017

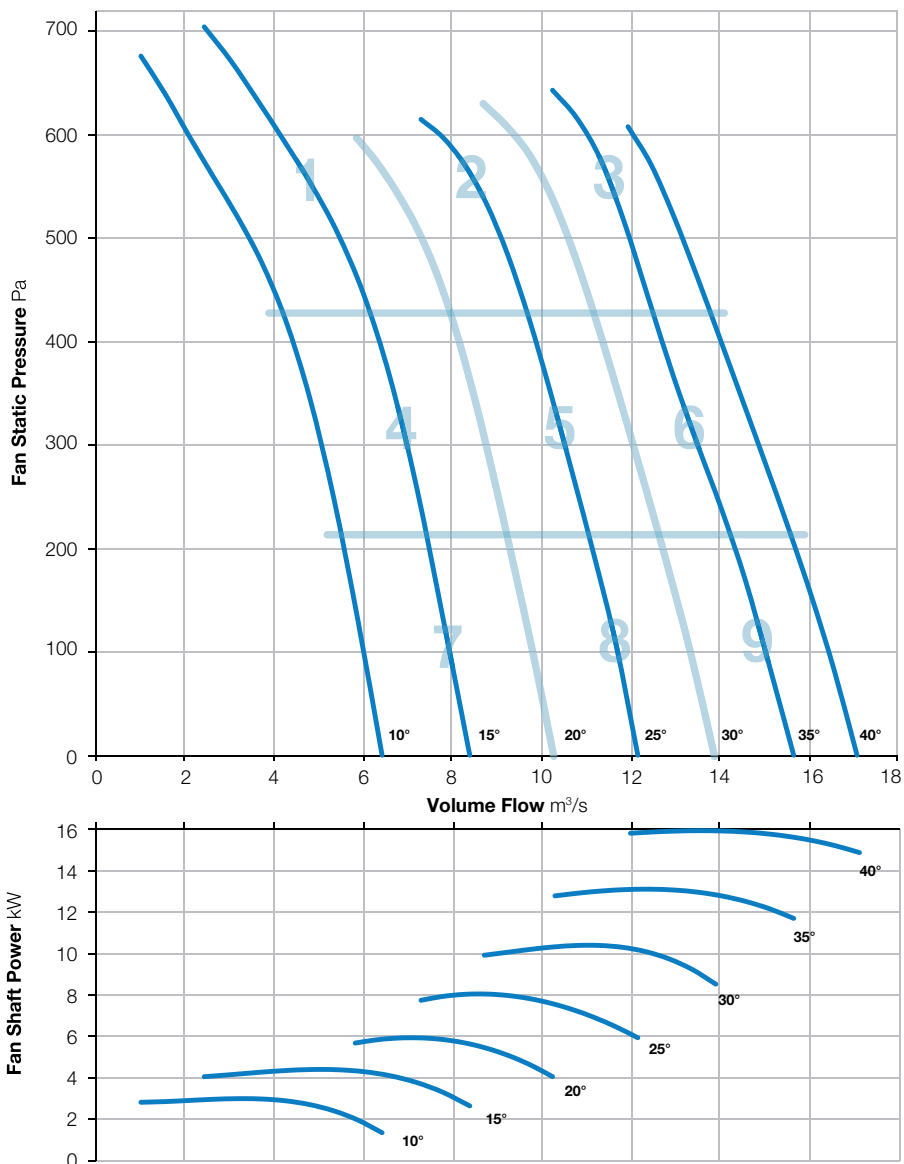
BS EN ISO 5136:2009

Type D installation

Form B



Elta Fans Limited certifies that the Axial Fans shown herein are licensed to bear the AMCA Seal. The ratings shown are based on tests and procedures performed in accordance with AMCA Publication 211 and comply with the requirements of the AMCA Certified Ratings Program. Performance certified is for Installation Type D: Ducted Inlet, Ducted Outlet. Performance ratings do not include the effects of appurtenances (accessories).



Zone		In-duct Sound Power Level (SWL) re 1pW									SPL dBA @ 3m*
		63Hz	125Hz	250Hz	500Hz	1kHz	2kHz	4kHz	8kHz	Total	
1	Inlet	92	88	90	94	93	91	87	79	100	77
	Outlet	92	89	89	92	93	91	86	79	99	77
2	Inlet	94	90	91	90	89	86	83	77	99	73
	Outlet	94	91	91	89	89	86	83	78	99	73
3	Inlet	97	93	94	92	90	87	83	78	101	74
	Outlet	97	94	93	92	91	88	85	81	101	75
4	Inlet	92	86	88	90	89	88	87	80	98	74
	Outlet	92	87	88	88	88	88	86	79	97	73
5	Inlet	94	89	91	90	88	86	82	76	98	73
	Outlet	95	90	91	88	88	86	82	76	99	72
6	Inlet	96	93	93	91	89	86	82	77	100	73
	Outlet	99	95	93	91	90	88	84	80	102	74
7	Inlet	91	85	90	89	89	88	88	80	97	74
	Outlet	93	86	89	88	87	88	86	79	97	73
8	Inlet	95	90	91	91	88	87	84	78	99	73
	Outlet	96	91	92	89	88	87	83	77	100	73
9	Inlet	99	94	95	91	89	87	82	77	102	74
	Outlet	100	96	94	91	90	88	84	80	103	75

*Sound Pressure Level (SPL) is average spherical free-field re 20μPa, for comparative use only.
Power rating (watts, kW or BHP) does not include transmission losses.
The AMCA certified ratings seal applies to air performance only.



900-352-12

1440 r/min



Nominal Diameter

900mm



Hub Type

352



Number of Blades

12



BS ISO 5801:2017

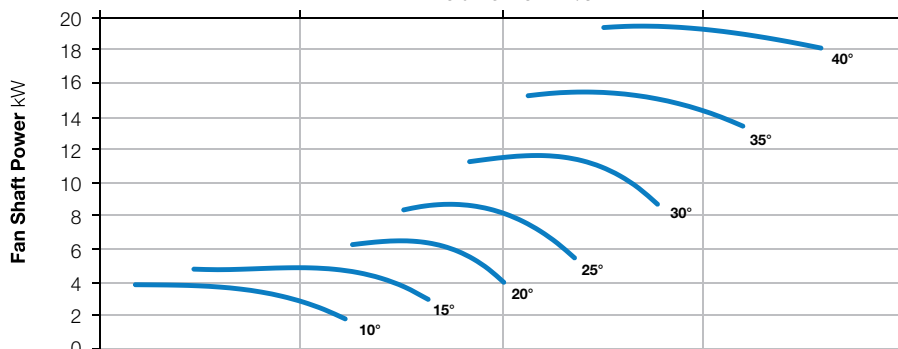
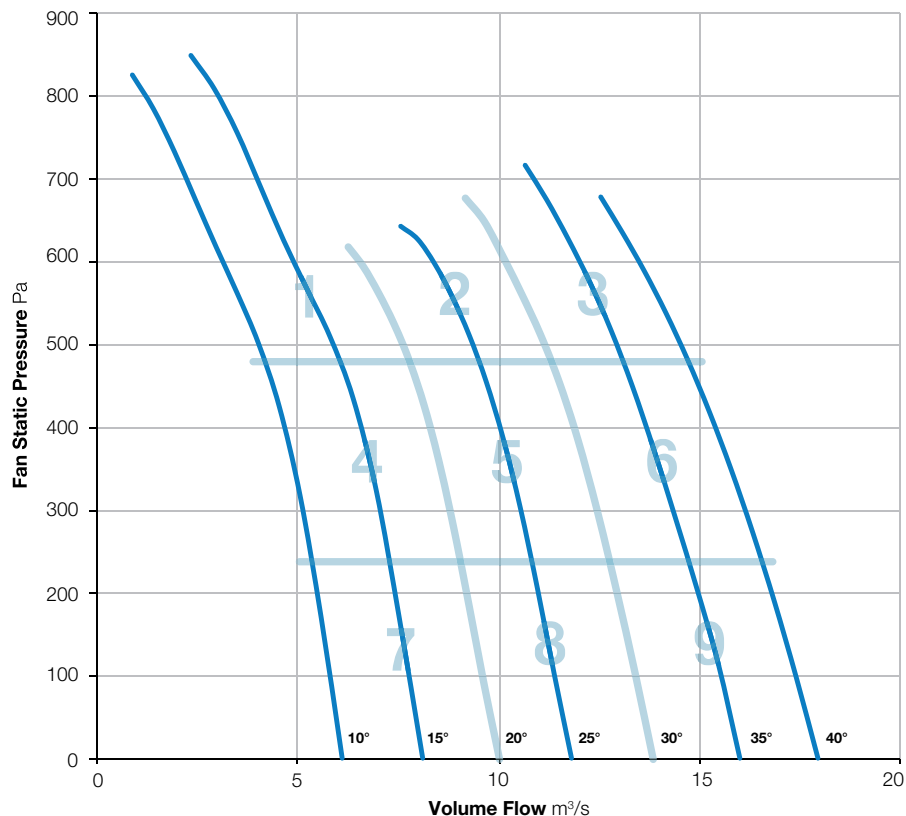
BS ISO 13347-2:2004

Type D installation

Form B



Elta Fans Limited certifies that the Axial Fans shown herein are licensed to bear the AMCA Seal. The ratings shown are based on tests and procedures performed in accordance with AMCA Publications 211 & 311 and comply with the requirements of the AMCA Certified Ratings Program. Performance certified is for Installation Type D: Ducted Inlet, Ducted Outlet. Performance ratings do not include the effects of appurtenances (accessories).



Zone		In-duct Sound Power Level (SWL) re 1pW									SPL dBA @ 3m*
		63Hz	125Hz	250Hz	500Hz	1kHz	2kHz	4kHz	8kHz	Total	
1	Inlet	94	93	99	99	95	90	86	81	104	79
	Outlet	93	94	99	98	95	91	88	84	104	79
2	Inlet	90	86	93	91	91	88	85	82	98	75
	Outlet	90	87	92	92	92	90	87	86	99	76
3	Inlet	93	90	94	93	92	91	87	85	100	77
	Outlet	94	92	94	93	93	92	89	89	101	78
4	Inlet	84	83	91	97	95	93	88	82	101	79
	Outlet	84	84	90	97	96	93	90	85	101	80
5	Inlet	93	89	94	90	89	86	83	81	99	73
	Outlet	92	90	94	90	89	87	84	83	99	74
6	Inlet	96	92	95	93	91	90	86	84	101	76
	Outlet	95	92	95	95	93	91	88	88	102	78
7	Inlet	87	83	91	91	90	88	85	84	97	75
	Outlet	85	84	91	91	91	88	86	84	98	75
8	Inlet	94	91	94	92	90	87	85	83	100	75
	Outlet	92	92	96	92	91	88	85	84	100	75
9	Inlet	96	95	96	94	92	89	86	83	102	77
	Outlet	96	94	97	95	94	91	88	87	103	78

*Sound Pressure Level (SPL) is average spherical free-field re 20μPa, for comparative use only. dBA levels are not licensed by AMCA International.

Power rating (watts, kW or BHP) does not include transmission losses.

The sound power level ratings shown are in decibels, referred to 10⁻¹² watts, calculated per AMCA Standard 301. Values shown are for inlet L_{wa} and outlet L_{wo} sound power levels for Installation Type D: ducted inlet, ducted outlet. Ratings include the effect of duct end correction.



900-400-9

1440 r/min



Nominal Diameter

900mm



Hub Type

400



Number of Blades

9

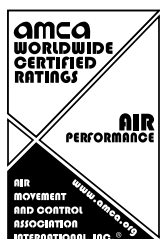


BS ISO 5801:2017

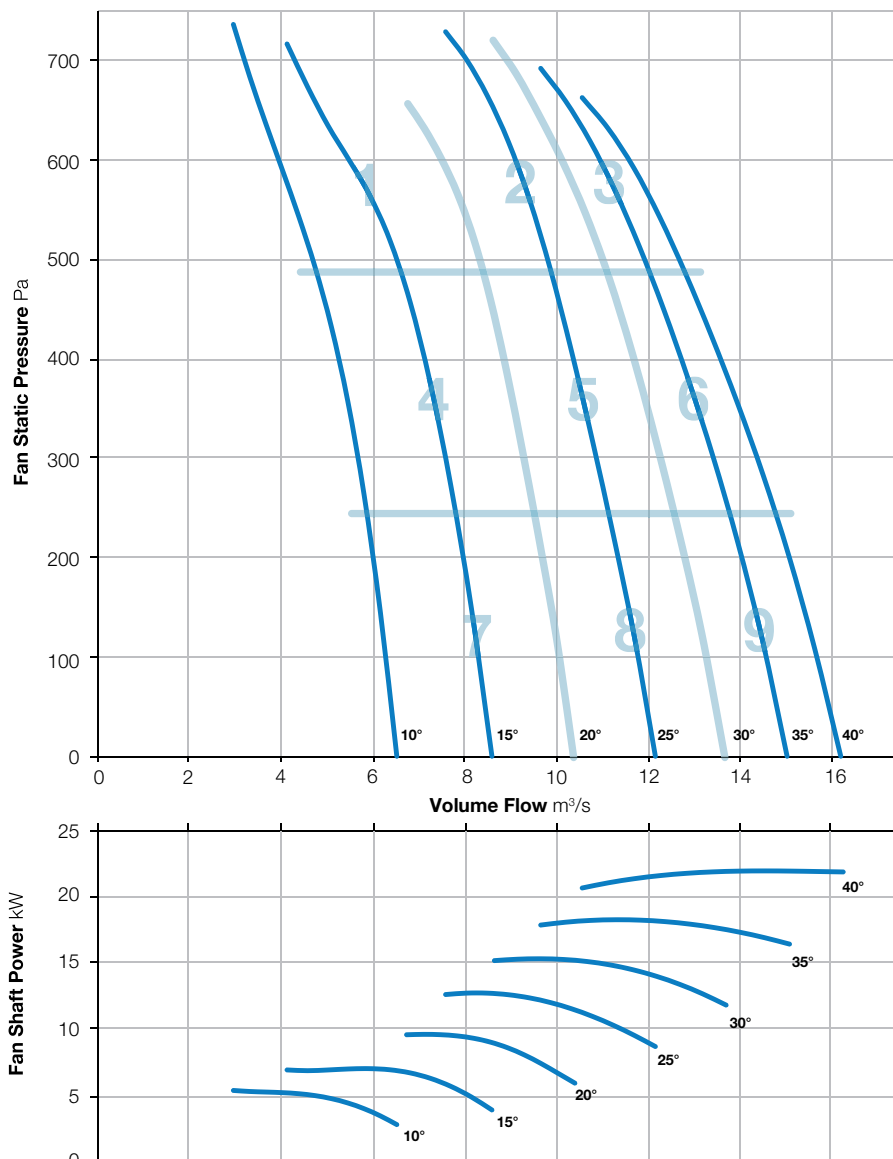
BS EN ISO 5136:2009

Type D installation

Form B



Elta Fans Limited certifies that the Axial Fans shown herein are licensed to bear the AMCA Seal. The ratings shown are based on tests and procedures performed in accordance with AMCA Publication 211 and comply with the requirements of the AMCA Certified Ratings Program. Performance certified is for Installation Type D: Ducted Inlet, Ducted Outlet. Performance ratings do not include the effects of appurtenances (accessories).



Zone		In-duct Sound Power Level (SWL) re 1pW									SPL dBA @ 3m*
		63Hz	125Hz	250Hz	500Hz	1kHz	2kHz	4kHz	8kHz	Total	
1	Inlet	91	96	99	100	96	89	84	77	105	80
	Outlet	92	98	100	101	97	91	85	78	106	81
2	Inlet	95	94	95	94	94	89	85	78	102	77
	Outlet	97	95	96	93	94	90	86	81	103	77
3	Inlet	96	95	94	93	91	87	85	80	101	75
	Outlet	97	94	94	94	90	88	86	82	102	76
4	Inlet	87	86	92	91	92	88	85	77	98	75
	Outlet	89	87	93	90	93	89	85	78	99	76
5	Inlet	93	90	94	91	92	87	83	75	100	75
	Outlet	94	90	94	90	91	88	83	77	100	75
6	Inlet	95	94	94	92	89	87	83	79	101	74
	Outlet	98	94	95	91	90	88	85	81	102	75
7	Inlet	88	86	94	90	92	88	85	78	99	75
	Outlet	89	87	94	91	92	89	85	78	99	75
8	Inlet	93	90	94	91	92	88	83	76	100	75
	Outlet	94	89	94	90	92	88	83	76	100	75
9	Inlet	97	95	93	93	91	89	86	82	102	76
	Outlet	99	96	93	92	91	90	87	84	103	76

*Sound Pressure Level (SPL) is average spherical free-field re 20μPa, for comparative use only.
Power rating (watts, kW or BHP) does not include transmission losses.
The AMCA certified ratings seal applies to air performance only.



1000-182-3

720 r/min



Nominal Diameter

1000mm



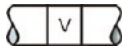
Hub Type

182



Number of Blades

3



BS ISO 5801:2017

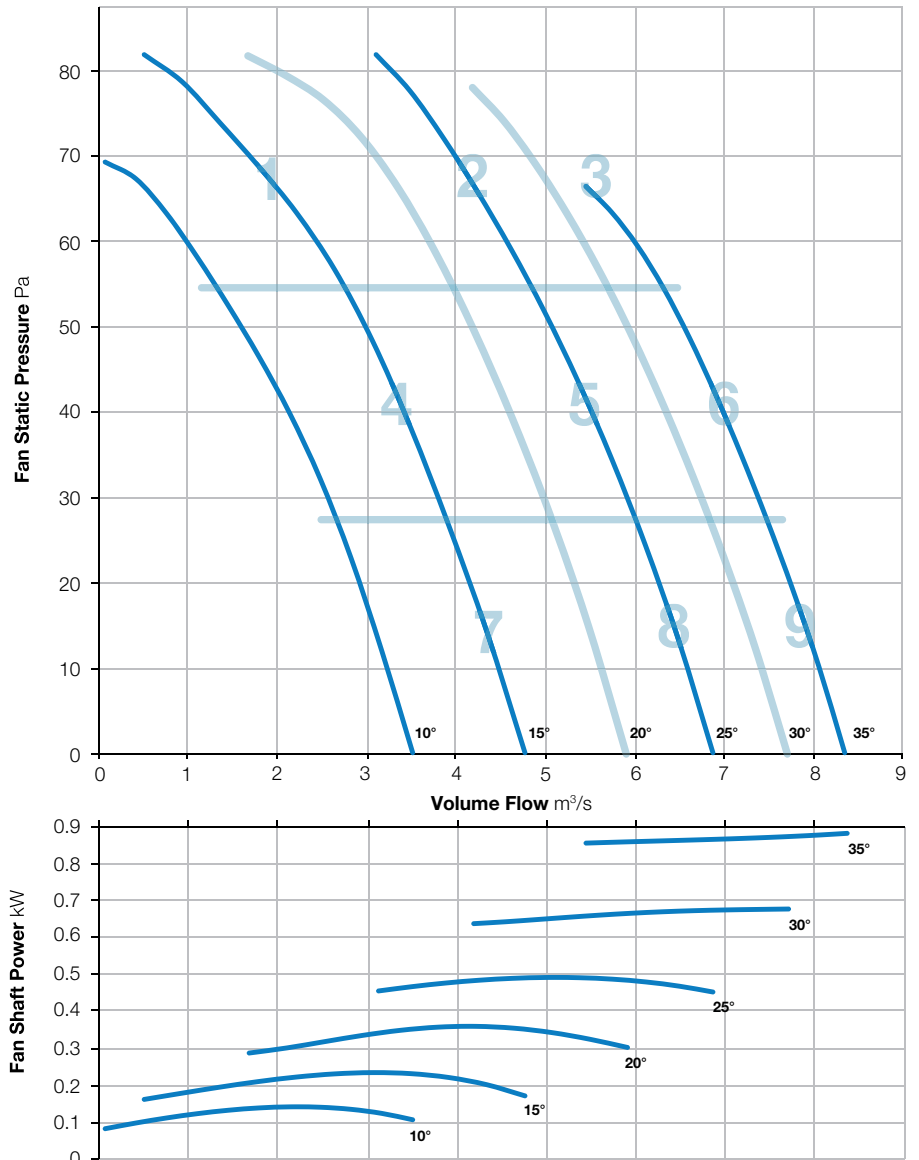
BS EN ISO 5136:2009

Type D installation

Form B



Elta Fans Limited certifies that the Axial Fans shown herein are licensed to bear the AMCA Seal. The ratings shown are based on tests and procedures performed in accordance with AMCA Publication 211 and comply with the requirements of the AMCA Certified Ratings Program. Performance certified is for Installation Type D: Ducted Inlet, Ducted Outlet. Performance ratings do not include the effects of appurtenances (accessories).



Zone		In-duct Sound Power Level (SWL) re 1pW									SPL dBA @ 3m*
		63Hz	125Hz	250Hz	500Hz	1kHz	2kHz	4kHz	8kHz	Total	
1	Inlet	For sound data please contact Elta Fans.									
	Outlet										
2	Inlet										
	Outlet										
3	Inlet										
	Outlet										
4	Inlet										
	Outlet										
5	Inlet										
	Outlet										
6	Inlet										
	Outlet										
7	Inlet										
	Outlet										
8	Inlet										
	Outlet										
9	Inlet										
	Outlet										

*Sound Pressure Level (SPL) is average spherical free-field re 20µPa, for comparative use only.
Power rating (watts, kW or BHP) does not include transmission losses.
The AMCA certified ratings seal applies to air performance only.



1000-182-6

720 r/min



Nominal Diameter

1000mm



Hub Type

182



Number of Blades

6

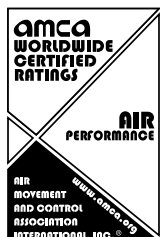


BS ISO 5801:2017

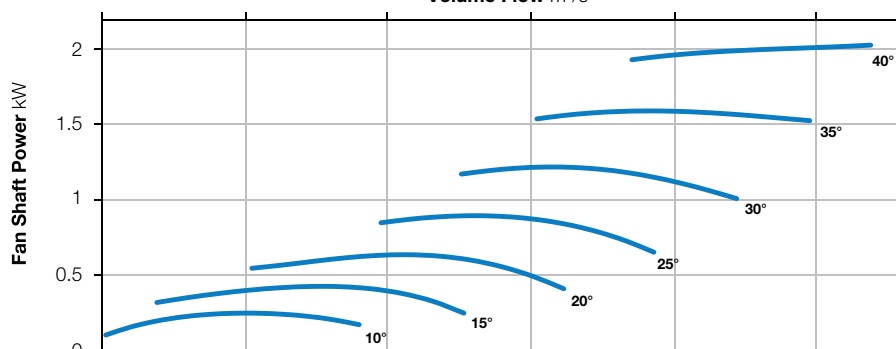
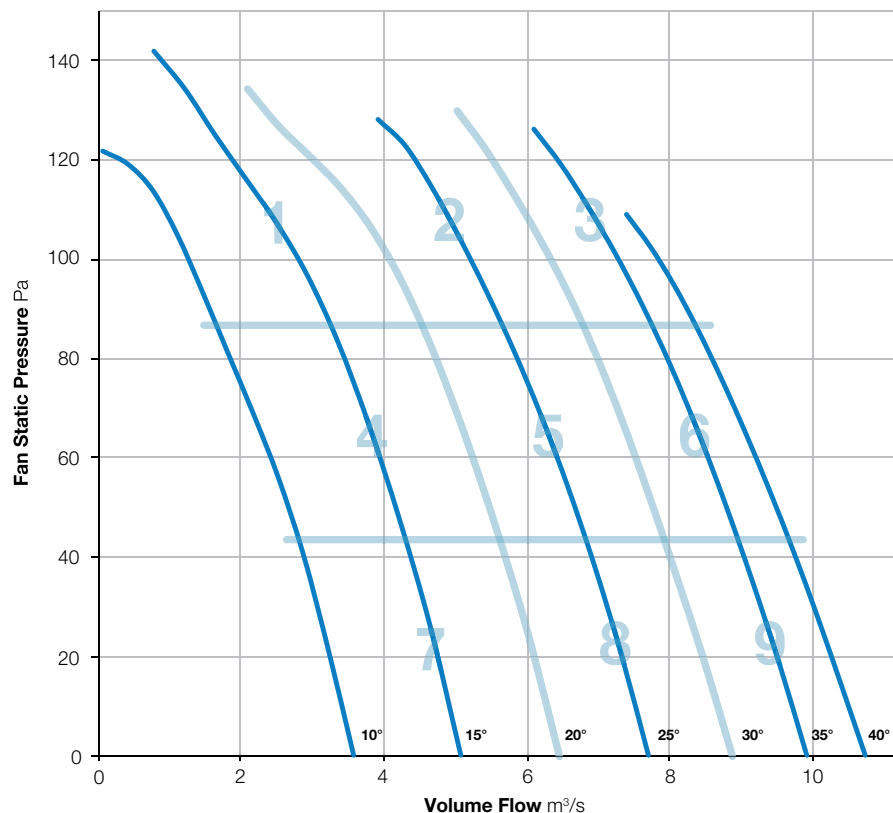
BS EN ISO 5136:2009

Type D installation

Form B



Elta Fans Limited certifies that the Axial Fans shown herein are licensed to bear the AMCA Seal. The ratings shown are based on tests and procedures performed in accordance with AMCA Publication 211 and comply with the requirements of the AMCA Certified Ratings Program. Performance certified is for Installation Type D: Ducted Inlet, Ducted Outlet. Performance ratings do not include the effects of appurtenances (accessories).



Zone		In-duct Sound Power Level (SWL) re 1pW									SPL dBA @ 3m*
		63Hz	125Hz	250Hz	500Hz	1kHz	2kHz	4kHz	8kHz	Total	
1	Inlet	For sound data please contact Elta Fans.									
	Outlet										
2	Inlet										
	Outlet										
3	Inlet										
	Outlet										
4	Inlet										
	Outlet										
5	Inlet										
	Outlet										
6	Inlet										
	Outlet										
7	Inlet										
	Outlet										
8	Inlet										
	Outlet										
9	Inlet										
	Outlet										

*Sound Pressure Level (SPL) is average spherical free-field re 20μPa, for comparative use only.
Power rating (watts, kW or BHP) does not include transmission losses.
The AMCA certified ratings seal applies to air performance only.



1000-251-3

720 r/min



Nominal Diameter

1000mm



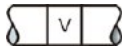
Hub Type

251



Number of Blades

3



BS ISO 5801:2017

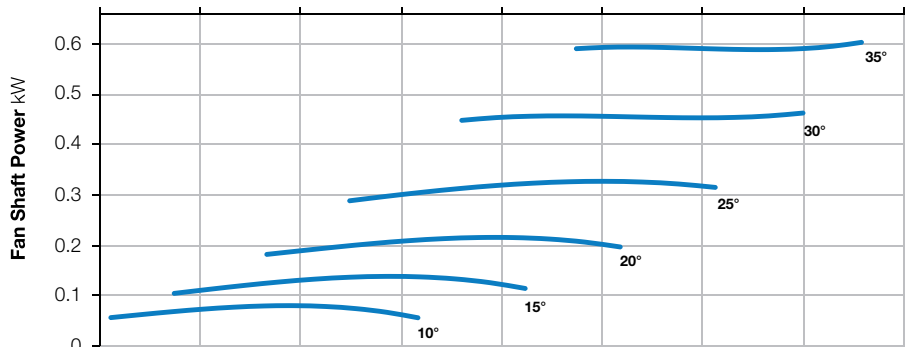
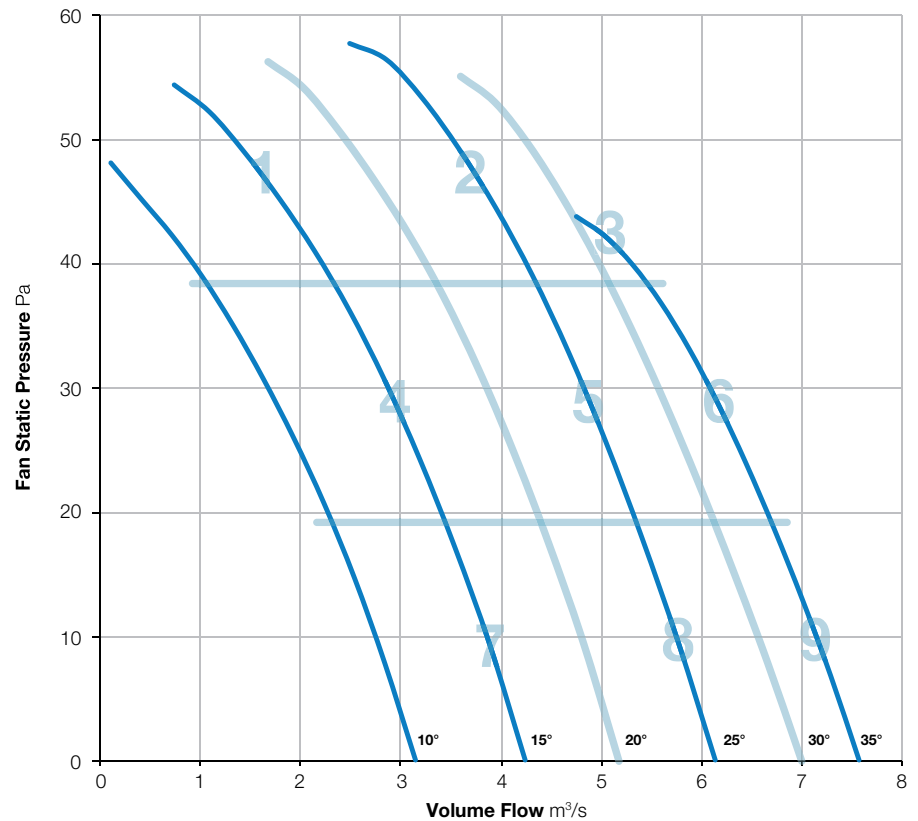
BS EN ISO 5136:2009

Type D installation

Form B



Elta Fans Limited certifies that the Axial Fans shown herein are licensed to bear the AMCA Seal. The ratings shown are based on tests and procedures performed in accordance with AMCA Publication 211 and comply with the requirements of the AMCA Certified Ratings Program. Performance certified is for Installation Type D: Ducted Inlet, Ducted Outlet. Performance ratings do not include the effects of appurtenances (accessories).



Zone		In-duct Sound Power Level (SWL) re 1pW									SPL dBA @ 3m*
		63Hz	125Hz	250Hz	500Hz	1kHz	2kHz	4kHz	8kHz	Total	
1	Inlet	68	64	71	81	81	75	69	64	85	63
	Outlet	66	62	69	79	79	73	67	62	83	61
2	Inlet	76	70	72	71	73	72	70	65	81	58
	Outlet	74	69	70	69	72	70	67	63	79	56
3	Inlet	82	77	78	76	77	76	74	69	86	62
	Outlet	79	75	77	75	76	74	72	68	84	60
4	Inlet	75	69	71	73	75	75	72	70	82	60
	Outlet	73	67	69	71	74	72	69	67	80	58
5	Inlet	77	72	71	70	73	71	68	63	81	57
	Outlet	77	72	70	69	72	70	67	63	81	56
6	Inlet	84	78	79	76	77	77	75	70	88	62
	Outlet	80	74	75	73	75	73	72	68	84	59
7	Inlet	82	73	74	74	75	76	76	76	86	62
	Outlet	78	71	71	71	73	72	72	73	82	59
8	Inlet	77	72	71	70	73	71	68	63	81	57
	Outlet	77	72	70	69	72	70	67	63	81	56
9	Inlet	84	78	79	76	77	77	75	70	88	62
	Outlet	80	74	75	73	75	73	72	68	84	59

*Sound Pressure Level (SPL) is average spherical free-field re 20μPa, for comparative use only.
Power rating (watts, kW or BHP) does not include transmission losses.
The AMCA certified ratings seal applies to air performance only.



1000-251-6

720 r/min



Nominal Diameter

1000mm



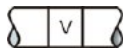
Hub Type

251



Number of Blades

6



BS ISO 5801:2017

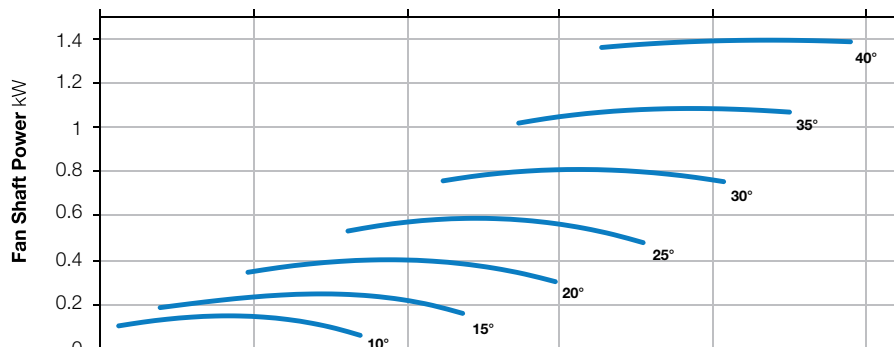
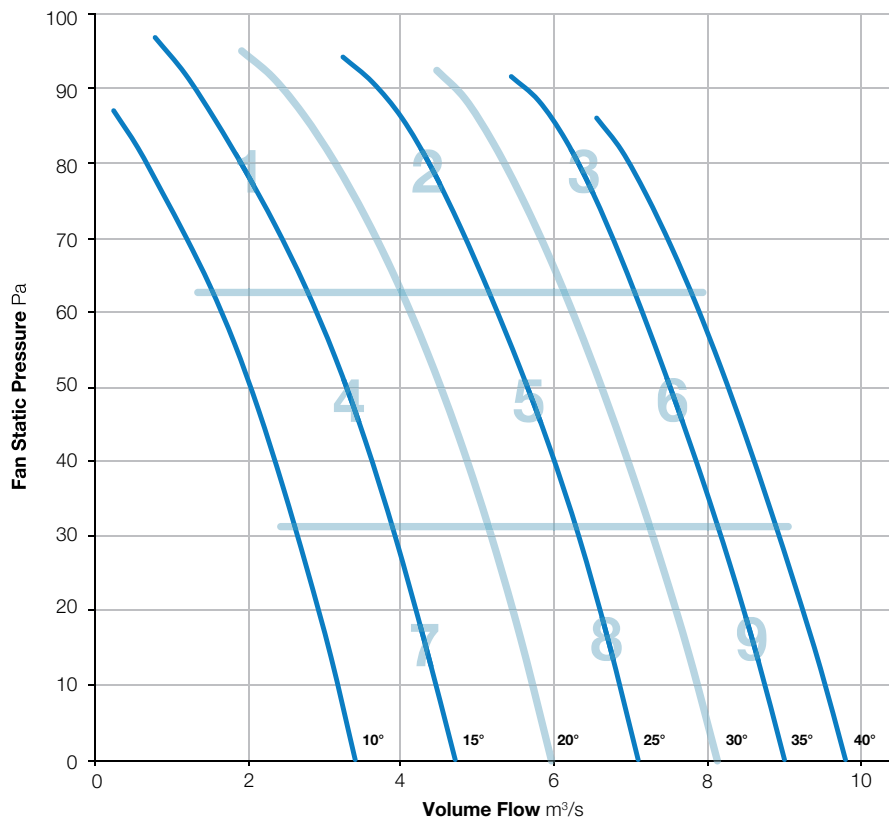
BS EN ISO 5136:2009

Type D installation

Form B



Elta Fans Limited certifies that the Axial Fans shown herein are licensed to bear the AMCA Seal. The ratings shown are based on tests and procedures performed in accordance with AMCA Publication 211 and comply with the requirements of the AMCA Certified Ratings Program. Performance certified is for Installation Type D: Ducted Inlet, Ducted Outlet. Performance ratings do not include the effects of appurtenances (accessories).



Zone		In-duct Sound Power Level (SWL) re 1pW									SPL dBA @ 3m*
		63Hz	125Hz	250Hz	500Hz	1kHz	2kHz	4kHz	8kHz	Total	
1	Inlet	70	72	87	90	85	80	76	70	93	70
	Outlet	68	70	81	86	83	77	73	67	89	67
2	Inlet	73	73	75	83	83	79	74	68	88	66
	Outlet	74	72	74	82	84	78	74	68	88	66
3	Inlet	76	76	74	74	75	75	74	68	84	60
	Outlet	82	76	74	74	76	75	74	70	86	61
4	Inlet	66	70	71	80	83	80	75	71	87	66
	Outlet	66	68	68	79	81	78	73	68	85	64
5	Inlet	78	78	77	77	78	77	74	70	86	62
	Outlet	77	76	74	74	77	75	72	68	84	61
6	Inlet	83	82	80	79	80	79	76	71	89	64
	Outlet	81	79	78	76	79	77	75	71	87	63
7	Inlet	72	75	74	75	79	79	79	79	86	65
	Outlet	72	74	71	72	77	76	76	77	84	62
8	Inlet	79	79	77	77	76	75	73	69	86	61
	Outlet	78	77	74	74	75	73	71	67	84	59
9	Inlet	83	82	80	79	80	79	76	71	89	64
	Outlet	81	79	78	76	79	77	75	71	87	63

*Sound Pressure Level (SPL) is average spherical free-field re 20μPa, for comparative use only.
Power rating (watts, kW or BHP) does not include transmission losses.
The AMCA certified ratings seal applies to air performance only.



1000-251-9

720 r/min



Nominal Diameter

1000mm



Hub Type

251



Number of Blades

9

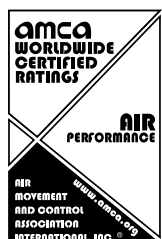


BS ISO 5801:2017

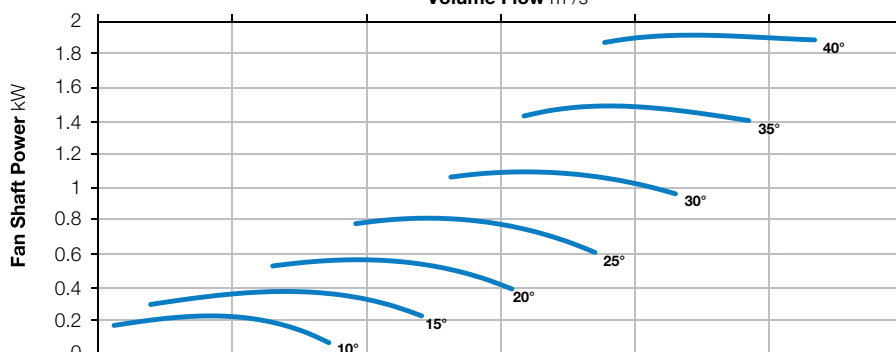
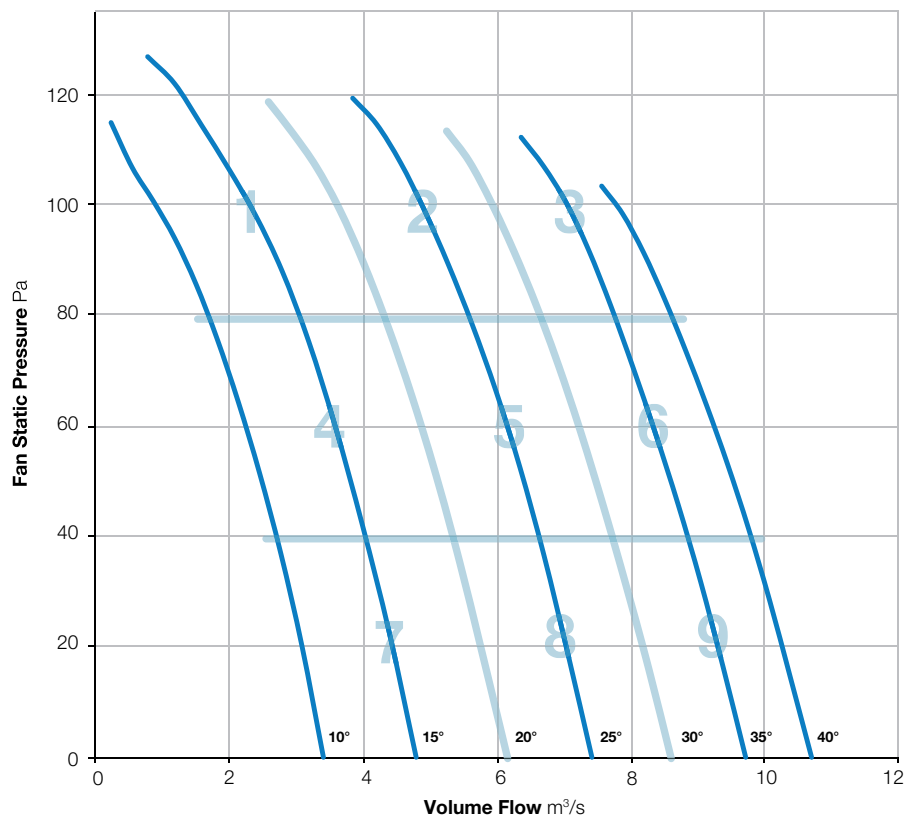
BS EN ISO 5136:2009

Type D installation

Form B



Elta Fans Limited certifies that the Axial Fans shown herein are licensed to bear the AMCA Seal. The ratings shown are based on tests and procedures performed in accordance with AMCA Publication 211 and comply with the requirements of the AMCA Certified Ratings Program. Performance certified is for Installation Type D: Ducted Inlet, Ducted Outlet. Performance ratings do not include the effects of appurtenances (accessories).



Zone		In-duct Sound Power Level (SWL) re 1pW									SPL dBA @ 3m*
		63Hz	125Hz	250Hz	500Hz	1kHz	2kHz	4kHz	8kHz	Total	
1	Inlet	70	67	77	84	84	79	74	69	88	67
	Outlet	70	67	75	83	84	78	73	68	88	66
2	Inlet	76	72	75	80	85	81	77	70	88	67
	Outlet	76	72	74	79	85	80	77	71	88	67
3	Inlet	82	80	80	80	84	81	78	72	90	67
	Outlet	82	77	78	79	82	80	77	73	88	66
4	Inlet	74	68	73	77	82	83	79	77	88	67
	Outlet	73	66	71	75	80	81	77	74	86	65
5	Inlet	81	76	78	77	79	79	76	72	87	64
	Outlet	79	74	76	74	78	77	75	71	85	62
6	Inlet	84	81	81	81	83	80	77	72	90	66
	Outlet	82	78	79	77	80	80	76	72	88	65
7	Inlet	77	71	75	74	77	78	80	80	86	65
	Outlet	76	70	73	72	75	76	77	78	84	63
8	Inlet	82	79	81	78	79	79	76	74	88	64
	Outlet	81	77	78	76	77	77	75	72	86	62
9	Inlet	84	81	81	81	83	80	77	72	90	66
	Outlet	82	78	79	77	80	80	76	72	88	65

*Sound Pressure Level (SPL) is average spherical free-field re 20μPa, for comparative use only.
Power rating (watts, kW or BHP) does not include transmission losses.
The AMCA certified ratings seal applies to air performance only.



1000-251-12

720 r/min



Nominal Diameter

1000mm



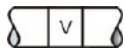
Hub Type

251



Number of Blades

12



BS ISO 5801:2017

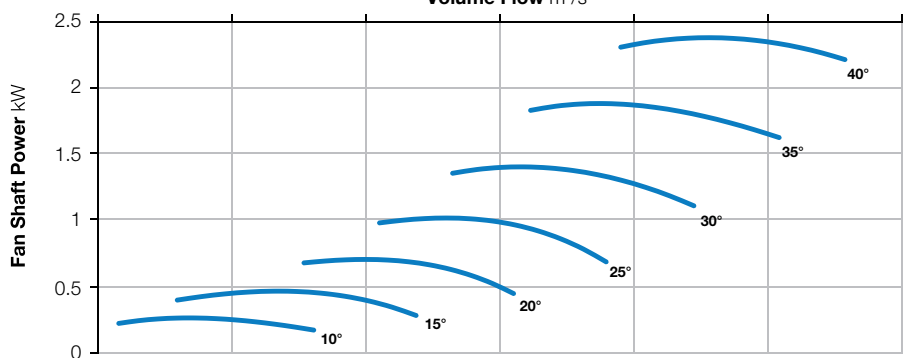
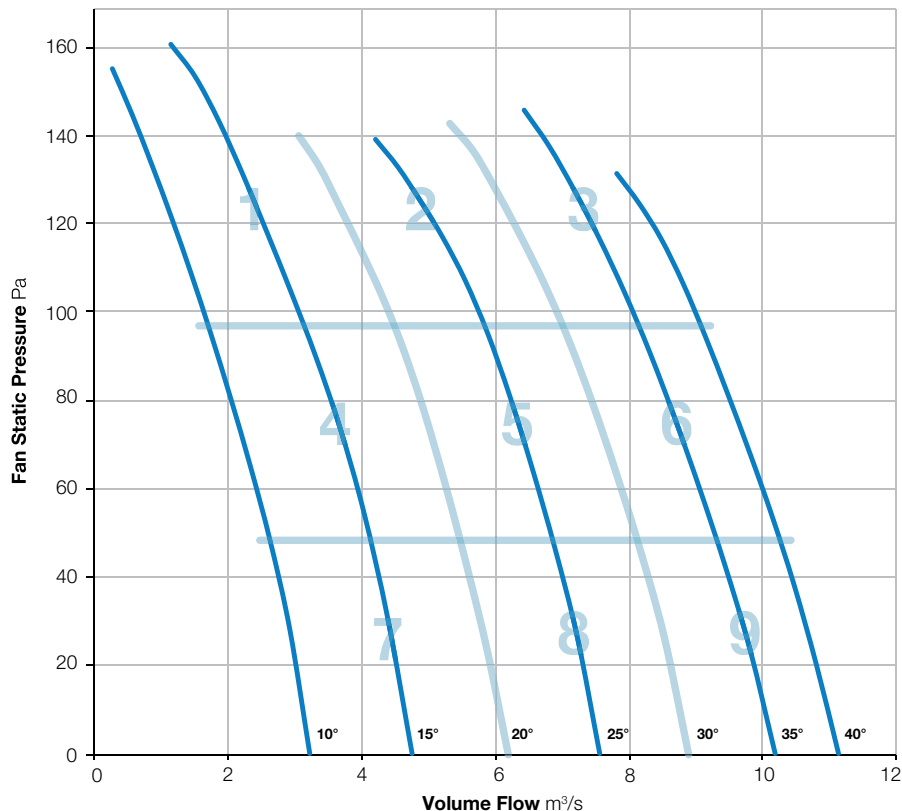
BS ISO 13347-2:2004

Type D installation

Form B



Elta Fans Limited certifies that the Axial Fans shown herein are licensed to bear the AMCA Seal. The ratings shown are based on tests and procedures performed in accordance with AMCA Publications 211 & 311 and comply with the requirements of the AMCA Certified Ratings Program. Performance certified is for Installation Type D: Ducted Inlet, Ducted Outlet. Performance ratings do not include the effects of appurtenances (accessories).



Zone		In-duct Sound Power Level (SWL) re 1pW									SPL dBA @ 3m*
		63Hz	125Hz	250Hz	500Hz	1kHz	2kHz	4kHz	8kHz	Total	
1	Inlet	81	83	83	84	80	78	69	62	90	65
	Outlet	80	85	81	82	79	79	71	63	89	64
2	Inlet	81	83	84	84	83	81	77	70	91	67
	Outlet	81	83	86	86	85	81	78	72	92	69
3	Inlet	82	85	79	81	80	81	78	73	90	66
	Outlet	82	86	78	80	80	82	80	75	90	67
4	Inlet	79	82	79	80	82	82	76	70	89	66
	Outlet	79	83	79	79	82	81	77	71	89	66
5	Inlet	79	82	75	77	78	80	78	66	87	64
	Outlet	79	83	76	77	79	80	78	68	88	65
6	Inlet	82	83	78	78	76	77	74	69	88	62
	Outlet	81	83	75	75	74	76	73	70	87	61
7	Inlet	78	81	80	81	76	77	71	64	87	62
	Outlet	79	81	78	81	75	76	71	63	87	62
8	Inlet	82	83	76	78	76	80	76	62	88	64
	Outlet	82	83	76	77	76	80	76	64	88	64
9	Inlet	85	84	78	76	77	77	75	66	89	62
	Outlet	85	84	77	76	76	77	74	68	89	62

*Sound Pressure Level (SPL) is average spherical free-field re 20μPa, for comparative use only. dBA levels are not licensed by AMCA International.

Power rating (watts, kW or BHP) does not include transmission losses.

The sound power level ratings shown are in decibels, referred to 10⁻¹² watts, calculated per AMCA Standard 301. Values shown are for inlet L_{wa} and outlet L_{wo} sound power levels for Installation Type D: ducted inlet, ducted outlet. Ratings include the effect of duct end correction.



1000-252-3

720 r/min



Nominal Diameter

1000mm



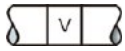
Hub Type

252



Number of Blades

3



BS ISO 5801:2017

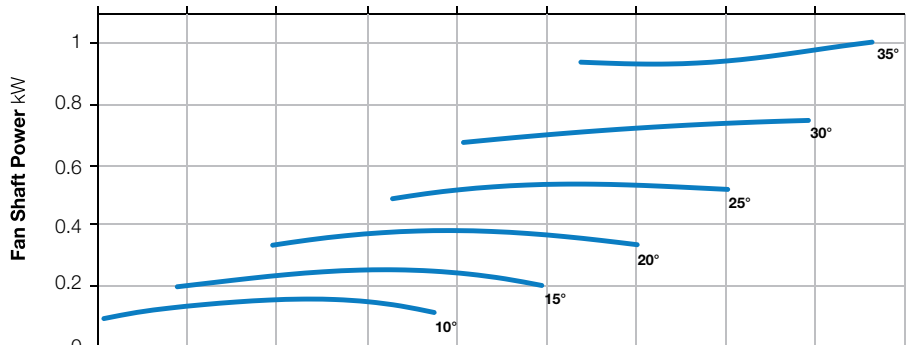
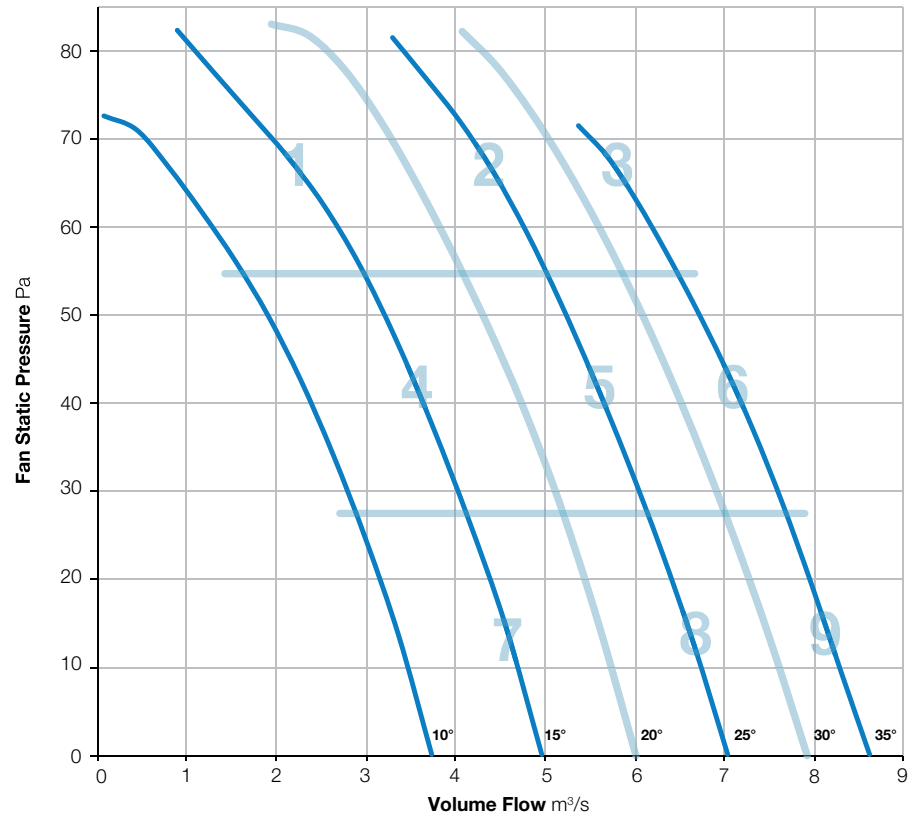
BS EN ISO 5136:2009

Type D installation

Form B



Elta Fans Limited certifies that the Axial Fans shown herein are licensed to bear the AMCA Seal. The ratings shown are based on tests and procedures performed in accordance with AMCA Publication 211 and comply with the requirements of the AMCA Certified Ratings Program. Performance certified is for Installation Type D: Ducted Inlet, Ducted Outlet. Performance ratings do not include the effects of appurtenances (accessories).



Zone		In-duct Sound Power Level (SWL) re 1pW									SPL dBA @ 3m*
		63Hz	125Hz	250Hz	500Hz	1kHz	2kHz	4kHz	8kHz	Total	
1	Inlet	For sound data please contact Elta Fans.									
	Outlet										
2	Inlet										
	Outlet										
3	Inlet										
	Outlet										
4	Inlet										
	Outlet										
5	Inlet										
	Outlet										
6	Inlet										
	Outlet										
7	Inlet										
	Outlet										
8	Inlet										
	Outlet										
9	Inlet										
	Outlet										

*Sound Pressure Level (SPL) is average spherical free-field re 20µPa, for comparative use only.
Power rating (watts, kW or BHP) does not include transmission losses.
The AMCA certified ratings seal applies to air performance only.



1000-252-6

720 r/min



Nominal Diameter

1000mm



Hub Type

252



Number of Blades

6



BS ISO 5801:2017

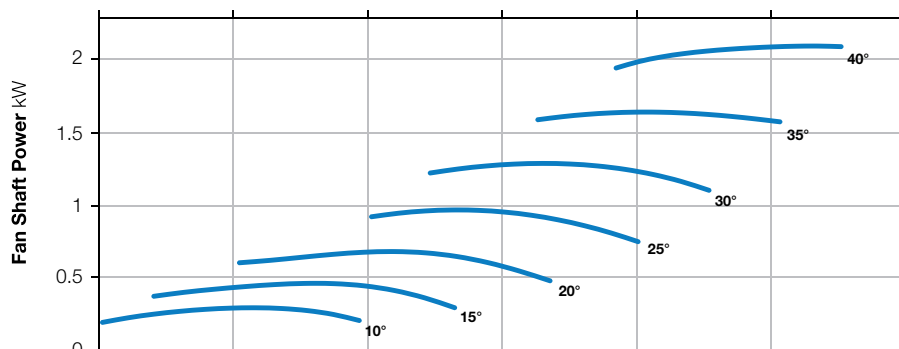
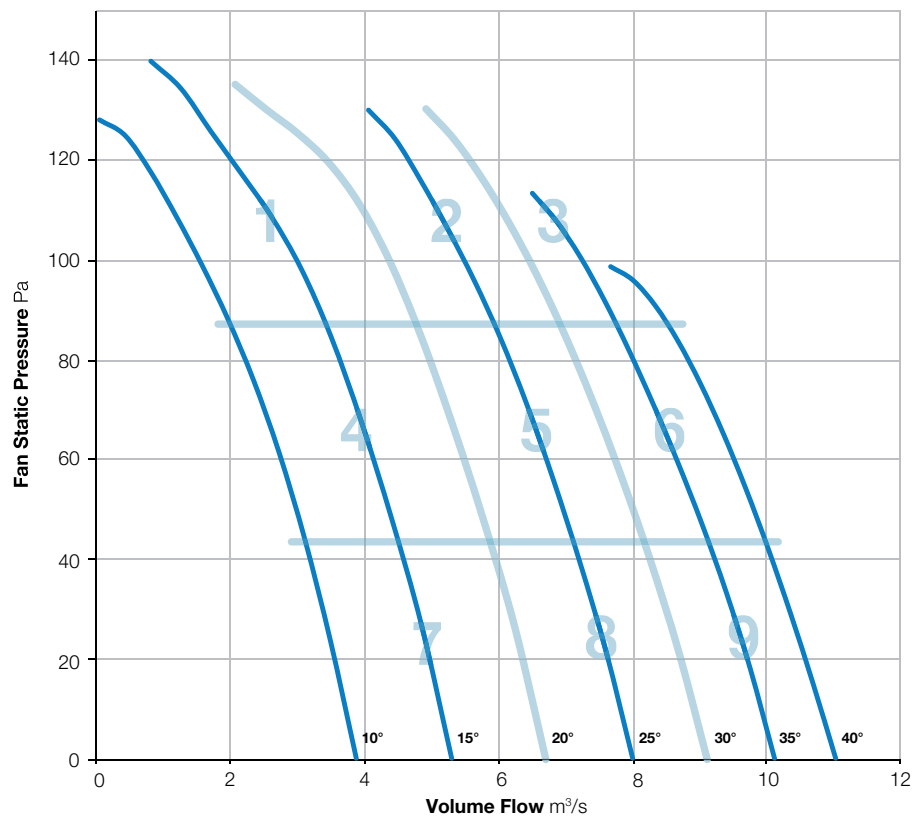
BS EN ISO 5136:2009

Type D installation

Form B



Elta Fans Limited certifies that the Axial Fans shown herein are licensed to bear the AMCA Seal. The ratings shown are based on tests and procedures performed in accordance with AMCA Publication 211 and comply with the requirements of the AMCA Certified Ratings Program. Performance certified is for Installation Type D: Ducted Inlet, Ducted Outlet. Performance ratings do not include the effects of appurtenances (accessories).



Zone		In-duct Sound Power Level (SWL) re 1pW									SPL dBA @ 3m*
		63Hz	125Hz	250Hz	500Hz	1kHz	2kHz	4kHz	8kHz	Total	
1	Inlet	For sound data please contact Elta Fans.									
	Outlet										
2	Inlet										
	Outlet										
3	Inlet										
	Outlet										
4	Inlet										
	Outlet										
5	Inlet										
	Outlet										
6	Inlet										
	Outlet										
7	Inlet										
	Outlet										
8	Inlet										
	Outlet										
9	Inlet										
	Outlet										

*Sound Pressure Level (SPL) is average spherical free-field re 20µPa, for comparative use only.
Power rating (watts, kW or BHP) does not include transmission losses.
The AMCA certified ratings seal applies to air performance only.



1000-252-9

720 r/min



Nominal Diameter

1000mm



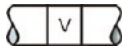
Hub Type

252



Number of Blades

9



BS ISO 5801:2017

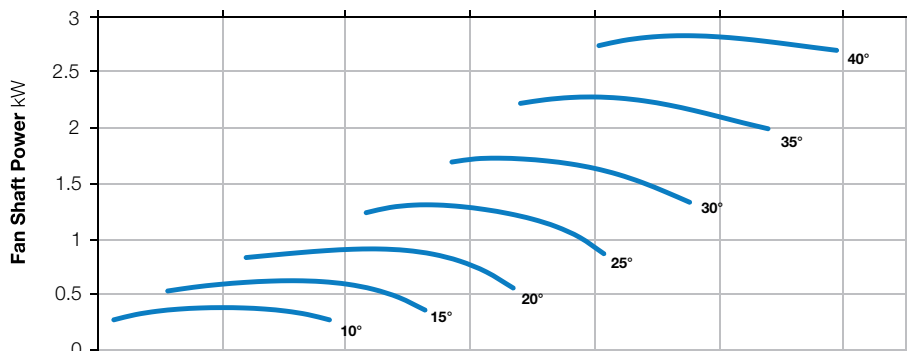
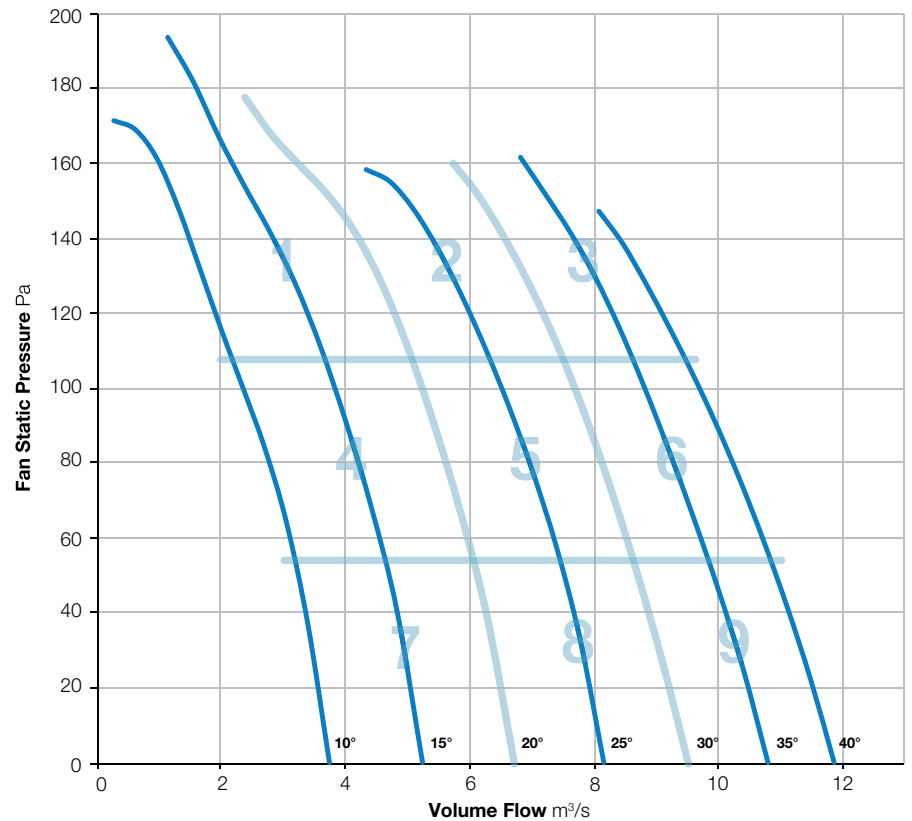
BS EN ISO 5136:2009

Type D installation

Form B



Elta Fans Limited certifies that the Axial Fans shown herein are licensed to bear the AMCA Seal. The ratings shown are based on tests and procedures performed in accordance with AMCA Publication 211 and comply with the requirements of the AMCA Certified Ratings Program. Performance certified is for Installation Type D: Ducted Inlet, Ducted Outlet. Performance ratings do not include the effects of appurtenances (accessories).



Zone		In-duct Sound Power Level (SWL) re 1pW									SPL dBA @ 3m*
		63Hz	125Hz	250Hz	500Hz	1kHz	2kHz	4kHz	8kHz	Total	
1	Inlet	For sound data please contact Elta Fans.									
	Outlet										
2	Inlet										
	Outlet										
3	Inlet										
	Outlet										
4	Inlet										
	Outlet										
5	Inlet										
	Outlet										
6	Inlet										
	Outlet										
7	Inlet										
	Outlet										
8	Inlet										
	Outlet										
9	Inlet										
	Outlet										

*Sound Pressure Level (SPL) is average spherical free-field re 20μPa, for comparative use only.
Power rating (watts, kW or BHP) does not include transmission losses.
The AMCA certified ratings seal applies to air performance only.



1000-352-3

720 r/min



Nominal Diameter

1000mm



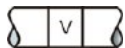
Hub Type

352



Number of Blades

3



BS ISO 5801:2017

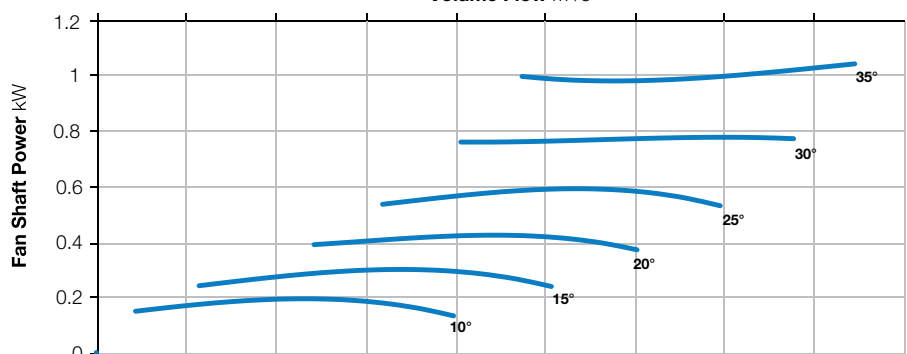
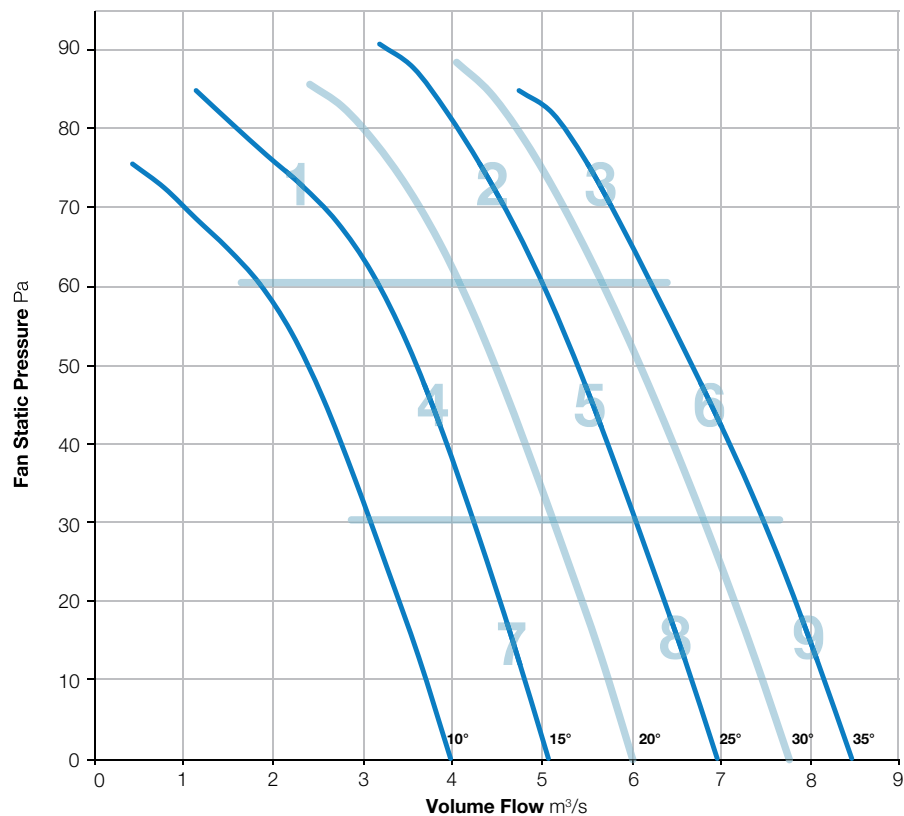
BS EN ISO 5136:2009

Type D installation

Form B



Elta Fans Limited certifies that the Axial Fans shown herein are licensed to bear the AMCA Seal. The ratings shown are based on tests and procedures performed in accordance with AMCA Publication 211 and comply with the requirements of the AMCA Certified Ratings Program. Performance certified is for Installation Type D: Ducted Inlet, Ducted Outlet. Performance ratings do not include the effects of appurtenances (accessories).



Zone		In-duct Sound Power Level (SWL) re 1pW									SPL dBA @ 3m*
		63Hz	125Hz	250Hz	500Hz	1kHz	2kHz	4kHz	8kHz	Total	
1	Inlet	75	72	72	75	74	71	67	56	81	58
	Outlet	77	72	71	74	73	70	66	58	81	57
2	Inlet	79	74	73	74	72	68	65	59	82	56
	Outlet	81	74	72	74	72	68	66	62	83	56
3	Inlet	82	77	75	77	75	70	68	64	85	59
	Outlet	84	77	76	76	75	71	71	66	86	59
4	Inlet	75	71	72	74	74	72	68	55	81	58
	Outlet	77	71	71	73	74	71	67	57	81	57
5	Inlet	79	74	74	75	72	68	65	58	83	56
	Outlet	81	74	72	74	72	68	65	61	83	56
6	Inlet	82	76	75	77	74	69	67	62	85	58
	Outlet	84	77	76	76	75	71	70	65	86	59
7	Inlet	78	71	72	74	74	73	68	51	82	58
	Outlet	78	72	70	73	74	72	66	51	82	57
8	Inlet	79	76	74	75	75	72	70	62	84	59
	Outlet	80	76	74	75	74	71	69	63	84	58
9	Inlet	83	77	76	76	74	69	67	62	86	58
	Outlet	85	78	76	76	74	70	69	65	87	58

*Sound Pressure Level (SPL) is average spherical free-field re 20μPa, for comparative use only.
Power rating (watts, kW or BHP) does not include transmission losses.
The AMCA certified ratings seal applies to air performance only.



1000-352-6

720 r/min



Nominal Diameter

1000mm



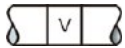
Hub Type

352



Number of Blades

6



BS ISO 5801:2017

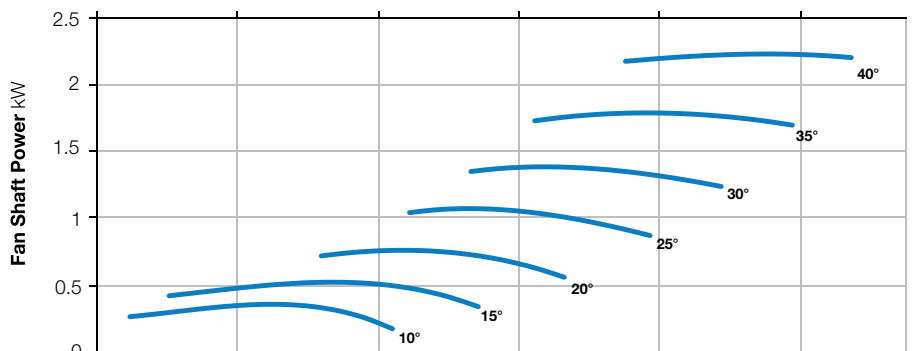
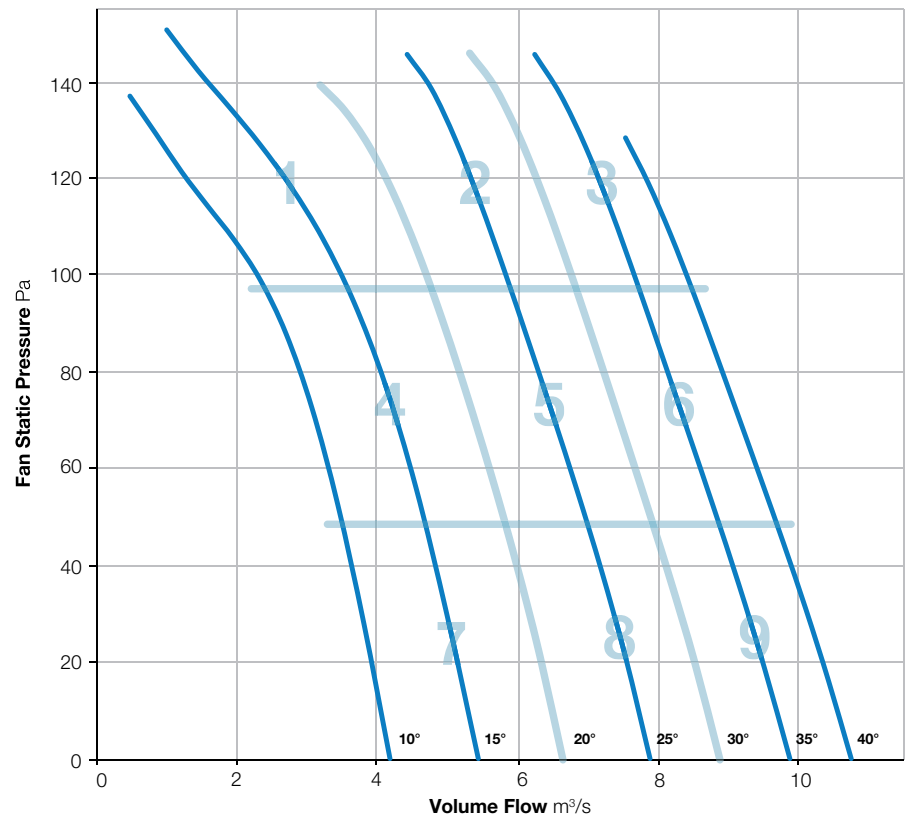
BS EN ISO 5136:2009

Type D installation

Form B



Elta Fans Limited certifies that the Axial Fans shown herein are licensed to bear the AMCA Seal. The ratings shown are based on tests and procedures performed in accordance with AMCA Publication 211 and comply with the requirements of the AMCA Certified Ratings Program. Performance certified is for Installation Type D: Ducted Inlet, Ducted Outlet. Performance ratings do not include the effects of appurtenances (accessories).



Zone		In-duct Sound Power Level (SWL) re 1pW									SPL dBA @ 3m*
		63Hz	125Hz	250Hz	500Hz	1kHz	2kHz	4kHz	8kHz	Total	
1	Inlet	79	75	84	84	79	75	69	57	89	64
	Outlet	82	76	83	82	79	74	68	59	88	63
2	Inlet	83	76	77	79	74	72	68	62	86	60
	Outlet	85	77	75	77	74	71	69	65	87	59
3	Inlet	86	77	77	80	77	74	71	66	88	61
	Outlet	87	80	78	80	77	75	73	69	89	62
4	Inlet	81	74	77	78	77	77	71	57	86	62
	Outlet	83	75	76	76	76	75	70	58	86	60
5	Inlet	84	76	77	80	76	73	69	60	87	61
	Outlet	85	78	76	78	75	73	69	62	87	60
6	Inlet	85	77	77	79	76	72	69	64	87	60
	Outlet	87	80	77	79	76	74	71	67	89	61
7	Inlet	82	76	77	78	77	77	71	56	86	62
	Outlet	83	76	76	76	76	76	69	56	86	60
8	Inlet	85	78	78	80	77	75	71	59	88	62
	Outlet	86	78	77	77	76	74	70	61	88	60
9	Inlet	87	80	79	81	78	74	71	64	90	62
	Outlet	89	82	80	82	78	75	72	67	91	63

*Sound Pressure Level (SPL) is average spherical free-field re 20μPa, for comparative use only.
Power rating (watts, kW or BHP) does not include transmission losses.
The AMCA certified ratings seal applies to air performance only.



1000-352-9

720 r/min



Nominal Diameter

1000mm



Hub Type

352



Number of Blades

9



BS ISO 5801:2017

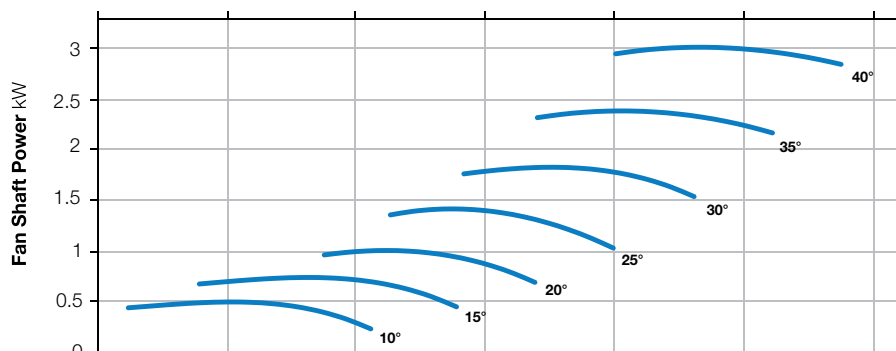
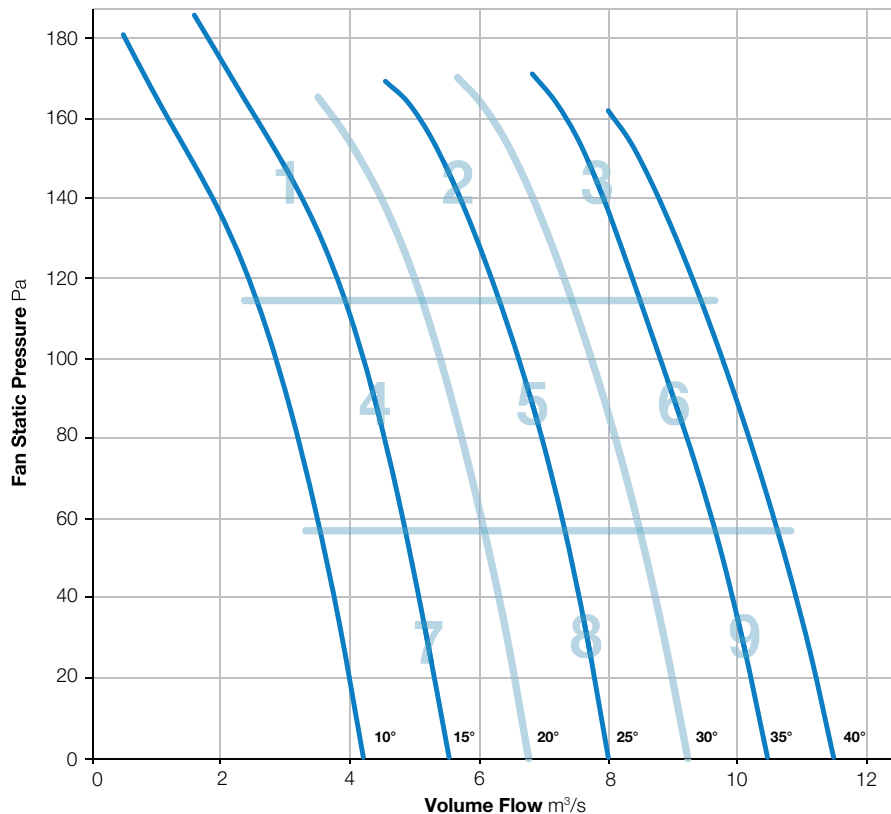
BS EN ISO 5136:2009

Type D installation

Form B



Elta Fans Limited certifies that the Axial Fans shown herein are licensed to bear the AMCA Seal. The ratings shown are based on tests and procedures performed in accordance with AMCA Publication 211 and comply with the requirements of the AMCA Certified Ratings Program. Performance certified is for Installation Type D: Ducted Inlet, Ducted Outlet. Performance ratings do not include the effects of appurtenances (accessories).



Zone		In-duct Sound Power Level (SWL) re 1pW									SPL dBA @ 3m*
		63Hz	125Hz	250Hz	500Hz	1kHz	2kHz	4kHz	8kHz	Total	
1	Inlet	80	79	84	84	80	77	71	59	89	65
	Outlet	82	80	84	83	80	76	70	61	89	64
2	Inlet	82	79	82	82	78	76	71	63	88	63
	Outlet	83	80	80	81	78	76	71	66	88	63
3	Inlet	83	81	80	80	76	73	70	63	88	61
	Outlet	86	83	80	82	77	74	72	66	90	63
4	Inlet	78	77	79	80	79	79	73	59	87	64
	Outlet	80	78	78	79	78	78	72	59	87	63
5	Inlet	82	79	81	80	77	76	71	62	88	62
	Outlet	83	81	80	79	77	75	71	64	88	62
6	Inlet	85	83	81	81	78	75	71	63	89	63
	Outlet	86	84	81	82	77	75	72	66	90	63
7	Inlet	78	78	78	79	77	77	71	57	86	62
	Outlet	79	78	77	77	76	76	70	57	85	61
8	Inlet	83	80	81	80	78	78	72	59	88	63
	Outlet	84	80	80	79	77	77	71	60	88	62
9	Inlet	85	86	83	82	79	74	70	63	91	63
	Outlet	87	87	84	83	81	76	72	67	92	65

*Sound Pressure Level (SPL) is average spherical free-field re 20μPa, for comparative use only.
Power rating (watts, kW or BHP) does not include transmission losses.
The AMCA certified ratings seal applies to air performance only.



1000-352-12

720 r/min



Nominal Diameter

1000mm



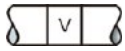
Hub Type

352



Number of Blades

12



BS ISO 5801:2017

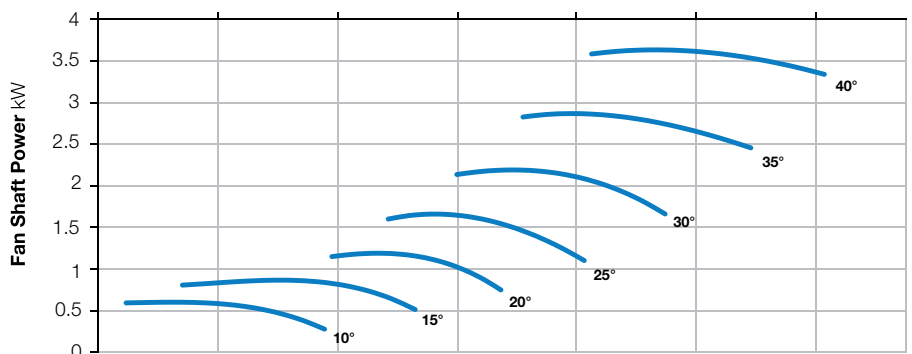
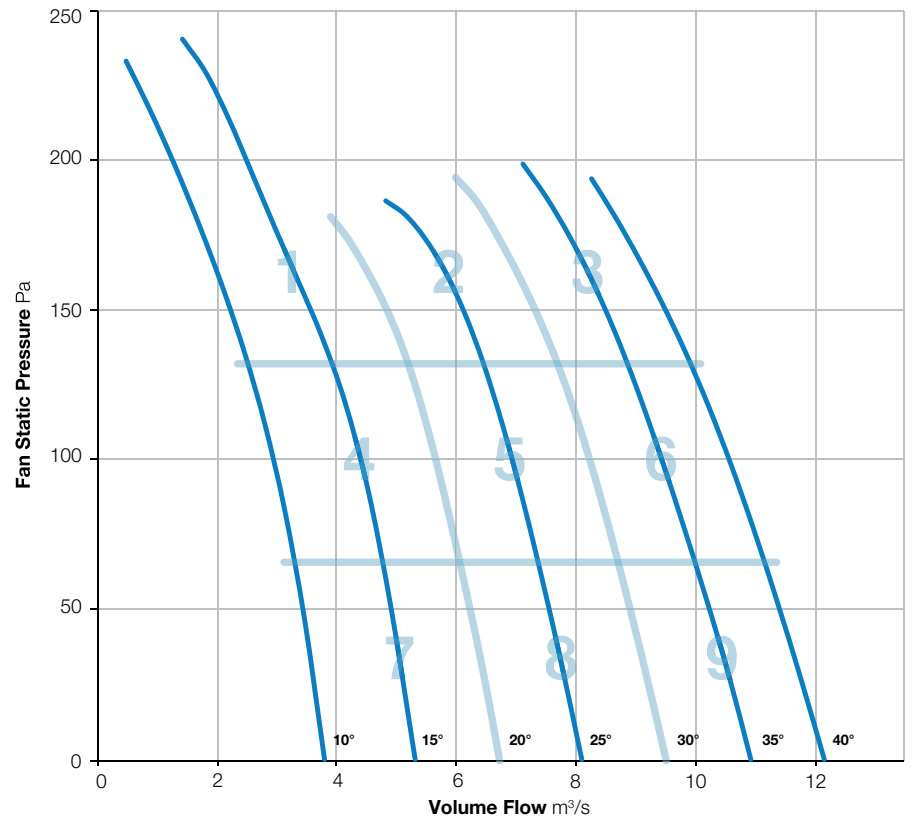
BS ISO 13347-2:2004

Type D installation

Form B



Elta Fans Limited certifies that the Axial Fans shown herein are licensed to bear the AMCA Seal. The ratings shown are based on tests and procedures performed in accordance with AMCA Publications 211 & 311 and comply with the requirements of the AMCA Certified Ratings Program. Performance certified is for Installation Type D: Ducted Inlet, Ducted Outlet. Performance ratings do not include the effects of appurtenances (accessories).



Zone		In-duct Sound Power Level (SWL) re 1pW									SPL dBA @ 3m*
		63Hz	125Hz	250Hz	500Hz	1kHz	2kHz	4kHz	8kHz	Total	
1	Inlet	83	90	86	83	80	77	71	65	93	65
	Outlet	84	91	85	82	81	78	73	68	93	65
2	Inlet	77	84	80	80	79	78	73	66	88	64
	Outlet	78	84	81	80	80	78	75	69	89	64
3	Inlet	82	85	79	78	79	76	72	69	89	63
	Outlet	80	82	79	78	78	77	75	73	88	63
4	Inlet	72	79	80	80	80	77	71	66	87	63
	Outlet	72	79	80	81	80	77	71	65	87	64
5	Inlet	80	84	75	75	75	75	71	64	87	60
	Outlet	80	84	76	77	76	75	72	65	87	61
6	Inlet	83	86	80	79	76	74	70	64	89	61
	Outlet	80	83	79	77	77	75	74	68	87	62
7	Inlet	76	80	76	76	76	77	72	65	85	61
	Outlet	74	80	77	75	77	77	72	65	85	62
8	Inlet	84	86	79	78	78	77	73	66	90	63
	Outlet	82	84	79	77	77	77	72	68	88	62
9	Inlet	86	86	80	79	79	76	72	67	90	63
	Outlet	82	85	80	79	79	76	73	70	89	63

*Sound Pressure Level (SPL) is average spherical free-field re 20µPa, for comparative use only. dBA levels are not licensed by AMCA International.

Power rating (watts, kW or BHP) does not include transmission losses.

The sound power level ratings shown are in decibels, referred to 10⁻¹² watts, calculated per AMCA Standard 301. Values shown are for inlet L_{wa} and outlet L_{wo} sound power levels for Installation Type D: ducted inlet, ducted outlet. Ratings include the effect of duct end correction.



1000-400-3

720 r/min



Nominal Diameter

1000mm



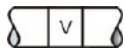
Hub Type

400



Number of Blades

3



BS ISO 5801:2017

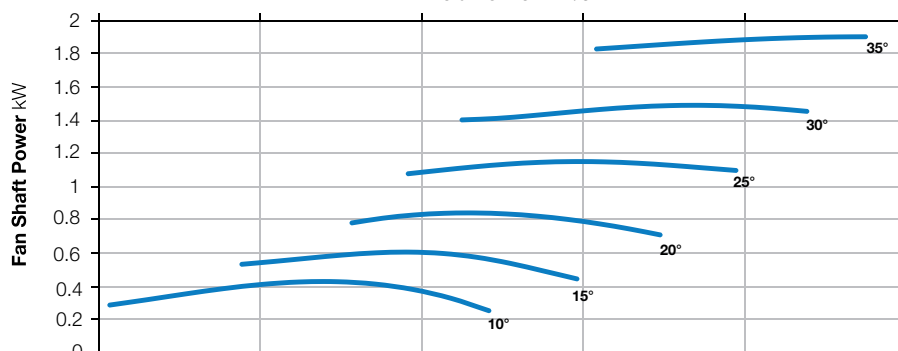
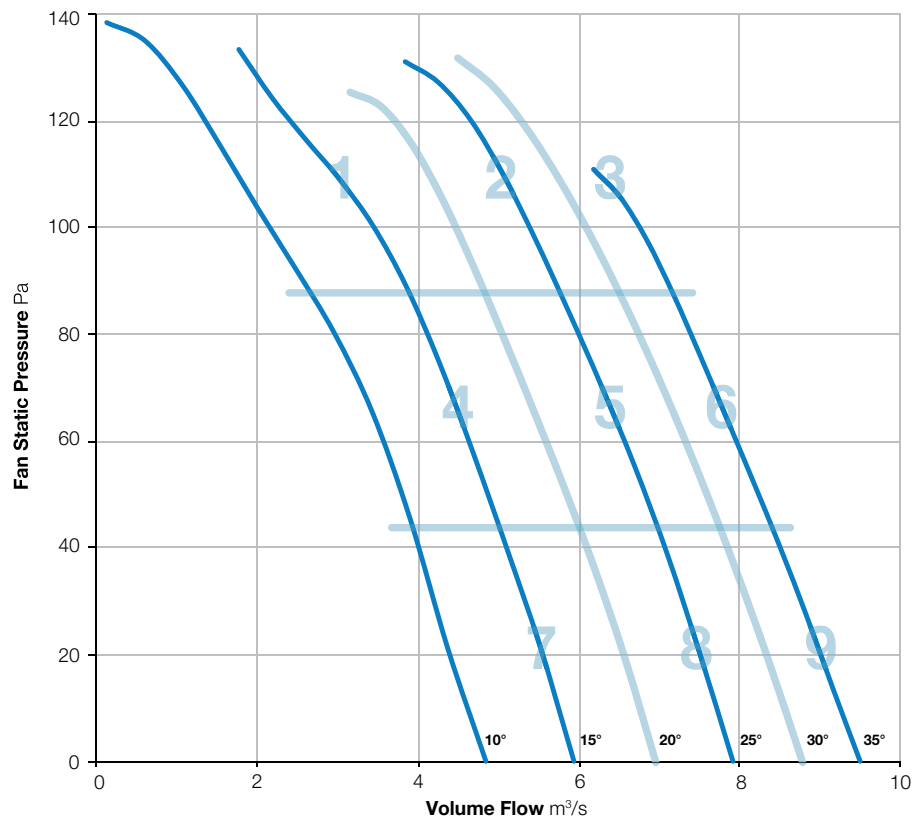
BS EN ISO 5136:2009

Type D installation

Form B



Elta Fans Limited certifies that the Axial Fans shown herein are licensed to bear the AMCA Seal. The ratings shown are based on tests and procedures performed in accordance with AMCA Publication 211 and comply with the requirements of the AMCA Certified Ratings Program. Performance certified is for Installation Type D: Ducted Inlet, Ducted Outlet. Performance ratings do not include the effects of appurtenances (accessories).



Zone		In-duct Sound Power Level (SWL) re 1pW									SPL dBA @ 3m*
		63Hz	125Hz	250Hz	500Hz	1kHz	2kHz	4kHz	8kHz	Total	
1	Inlet	83	75	75	79	74	71	62	56	86	59
	Outlet	79	76	75	81	75	70	62	58	85	60
2	Inlet	83	73	73	79	76	68	65	61	86	59
	Outlet	80	76	72	80	75	68	65	64	85	59
3	Inlet	85	78	76	84	74	71	67	64	89	62
	Outlet	85	80	77	84	75	73	70	66	89	63
4	Inlet	79	73	71	78	74	71	60	52	83	58
	Outlet	77	75	71	80	75	70	61	52	84	59
5	Inlet	82	73	70	79	76	69	63	58	85	59
	Outlet	79	74	71	80	76	68	64	60	84	60
6	Inlet	85	76	75	84	74	71	68	65	88	62
	Outlet	84	79	76	84	74	73	71	68	88	63
7	Inlet	80	73	70	77	73	69	58	50	83	57
	Outlet	76	75	70	79	73	68	58	49	83	58
8	Inlet	83	73	71	79	77	70	63	57	86	60
	Outlet	80	75	71	80	76	69	64	60	85	60
9	Inlet	86	76	76	84	74	71	68	65	89	62
	Outlet	85	80	76	82	75	72	70	68	88	61

*Sound Pressure Level (SPL) is average spherical free-field re 20μPa, for comparative use only.
Power rating (watts, kW or BHP) does not include transmission losses.
The AMCA certified ratings seal applies to air performance only.



1000-400-6

720 r/min



Nominal Diameter

1000mm



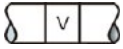
Hub Type

400



Number of Blades

6



BS ISO 5801:2017

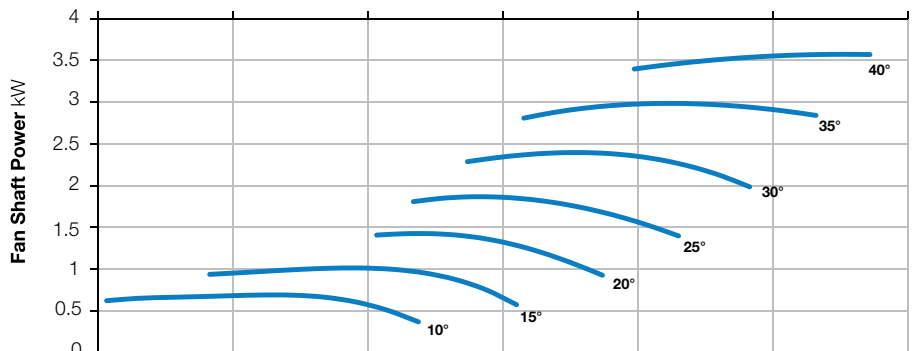
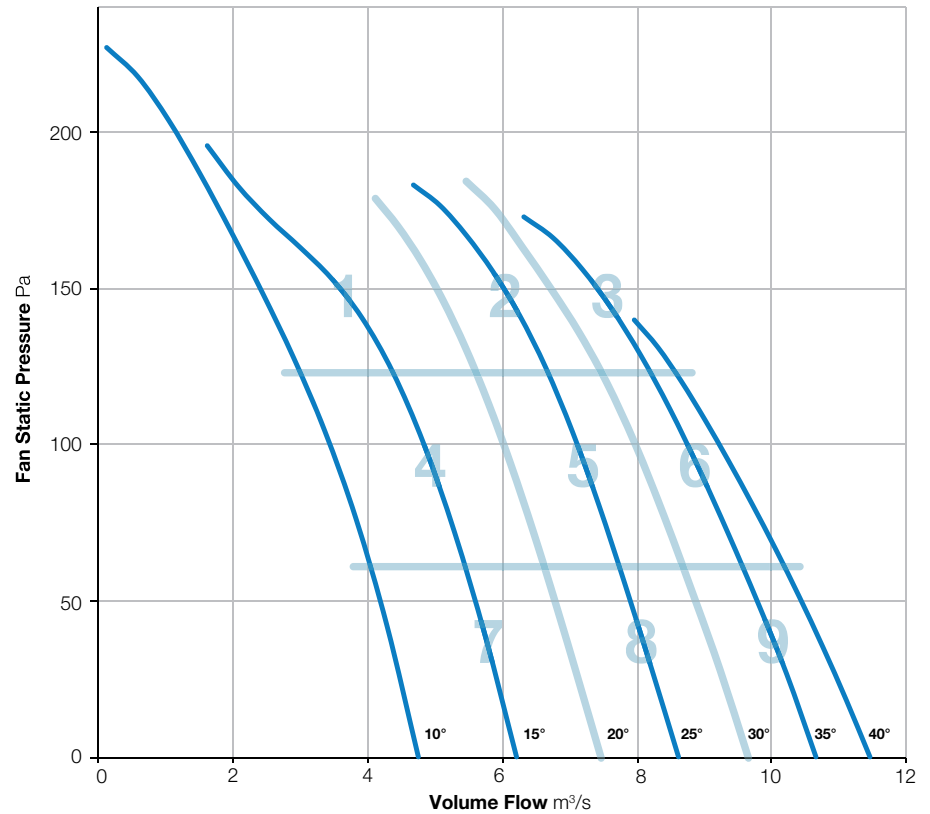
BS EN ISO 5136:2009

Type D installation

Form B



Elta Fans Limited certifies that the Axial Fans shown herein are licensed to bear the AMCA Seal. The ratings shown are based on tests and procedures performed in accordance with AMCA Publication 211 and comply with the requirements of the AMCA Certified Ratings Program. Performance certified is for Installation Type D: Ducted Inlet, Ducted Outlet. Performance ratings do not include the effects of appurtenances (accessories).



Zone		In-duct Sound Power Level (SWL) re 1pW									SPL dBA @ 3m*
		63Hz	125Hz	250Hz	500Hz	1kHz	2kHz	4kHz	8kHz	Total	
1	Inlet	86	80	84	81	76	72	64	56	90	62
	Outlet	85	82	84	83	77	71	64	57	90	63
2	Inlet	83	77	77	85	77	75	69	62	88	64
	Outlet	82	80	78	85	76	76	69	63	89	64
3	Inlet	88	82	80	81	77	74	71	66	90	62
	Outlet	87	85	81	83	77	74	72	68	91	63
4	Inlet	81	76	76	81	76	71	61	53	86	61
	Outlet	79	78	77	83	76	70	61	53	86	62
5	Inlet	81	76	74	82	75	72	64	56	86	61
	Outlet	80	79	76	84	74	72	65	58	87	62
6	Inlet	87	82	77	80	76	73	70	64	89	61
	Outlet	86	84	78	83	76	73	71	66	90	62
7	Inlet	80	76	74	79	74	69	59	52	84	59
	Outlet	78	77	75	81	75	69	59	51	85	60
8	Inlet	82	77	74	83	75	71	62	54	87	61
	Outlet	80	79	76	84	74	70	63	55	87	62
9	Inlet	88	79	79	78	78	75	71	63	90	62
	Outlet	87	81	79	81	78	75	74	65	90	63

*Sound Pressure Level (SPL) is average spherical free-field re 20μPa, for comparative use only.
Power rating (watts, kW or BHP) does not include transmission losses.
The AMCA certified ratings seal applies to air performance only.



1000-400-9

720 r/min



Nominal Diameter

1000mm



Hub Type

400



Number of Blades

9



BS ISO 5801:2017

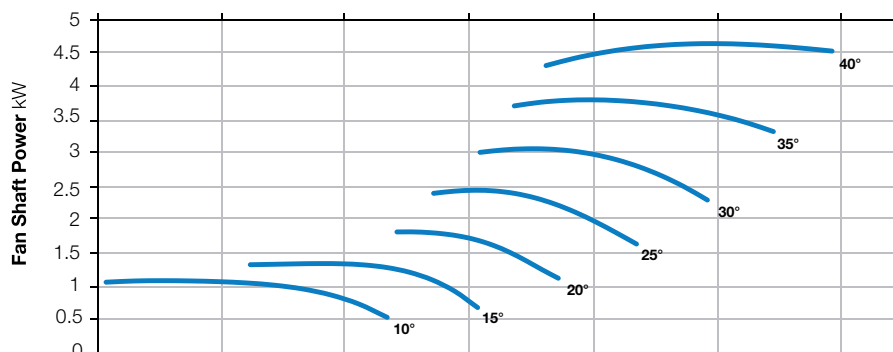
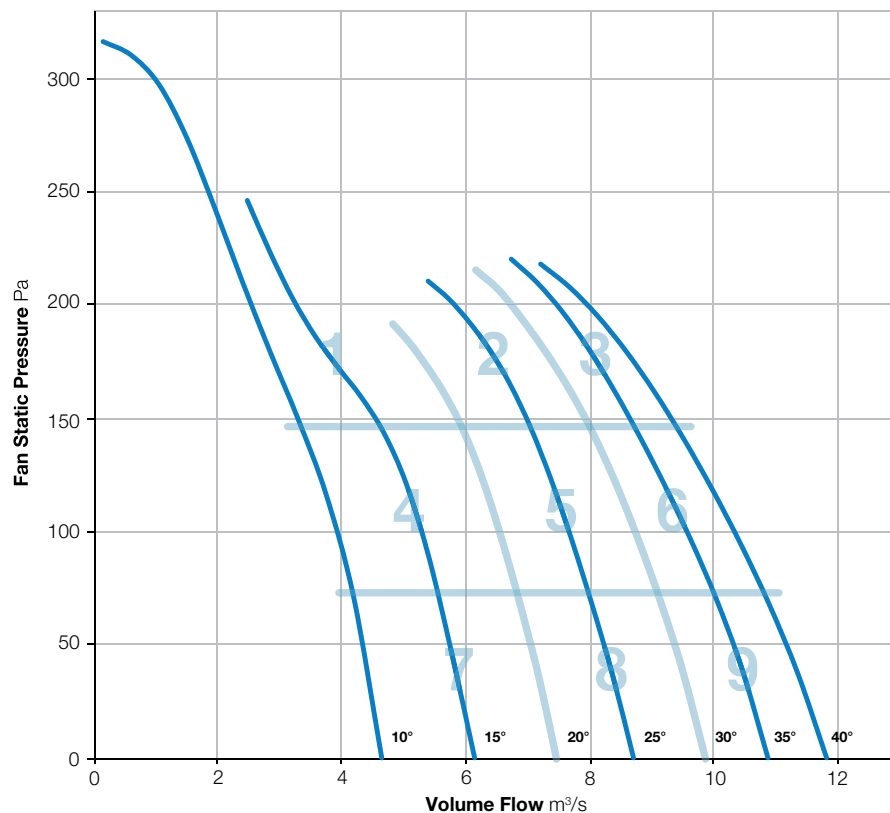
BS ISO 13347-2:2004

Type D installation

Form B



Elta Fans Limited certifies that the Axial Fans shown herein are licensed to bear the AMCA Seal. The ratings shown are based on tests and procedures performed in accordance with AMCA Publications 211 & 311 and comply with the requirements of the AMCA Certified Ratings Program. Performance certified is for Installation Type D: Ducted Inlet, Ducted Outlet. Performance ratings do not include the effects of appurtenances (accessories).



Zone		In-duct Sound Power Level (SWL) re 1pW									SPL dBA @ 3m*
		63Hz	125Hz	250Hz	500Hz	1kHz	2kHz	4kHz	8kHz	Total	
1	Inlet	91	94	90	84	75	71	64	63	97	65
	Outlet	92	95	91	86	76	71	66	66	98	67
2	Inlet	82	89	82	87	78	74	68	65	92	65
	Outlet	81	90	82	85	77	75	69	67	92	64
3	Inlet	84	87	79	84	76	72	70	65	91	63
	Outlet	83	90	83	85	76	73	72	67	93	64
4	Inlet	79	84	78	85	77	72	66	66	89	63
	Outlet	79	85	80	84	77	74	68	68	89	63
5	Inlet	81	84	76	85	76	73	65	65	89	63
	Outlet	80	87	77	84	77	74	67	66	90	63
6	Inlet	84	86	78	85	77	74	68	65	90	64
	Outlet	82	87	79	85	77	73	69	66	91	64
7	Inlet	79	82	77	81	75	73	68	66	87	61
	Outlet	79	83	77	81	74	72	69	65	87	61
8	Inlet	84	87	78	84	78	74	71	65	91	64
	Outlet	81	85	77	83	77	73	70	66	89	63
9	Inlet	85	83	79	82	79	79	75	69	90	65
	Outlet	85	83	80	83	78	77	74	67	90	64

*Sound Pressure Level (SPL) is average spherical free-field re 20μPa, for comparative use only. dBA levels are not licensed by AMCA International.

Power rating (watts, kW or BHP) does not include transmission losses.

The sound power level ratings shown are in decibels, referred to 10⁻¹² watts, calculated per AMCA Standard 301. Values shown are for inlet L_{wa} and outlet L_{wo} sound power levels for Installation Type D: ducted inlet, ducted outlet. Ratings include the effect of duct end correction.



1000-182-3

960 r/min



Nominal Diameter

1000mm



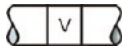
Hub Type

182



Number of Blades

3



BS ISO 5801:2017

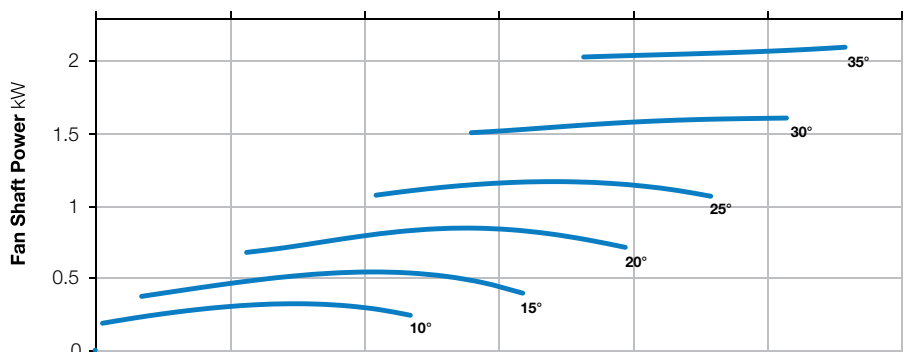
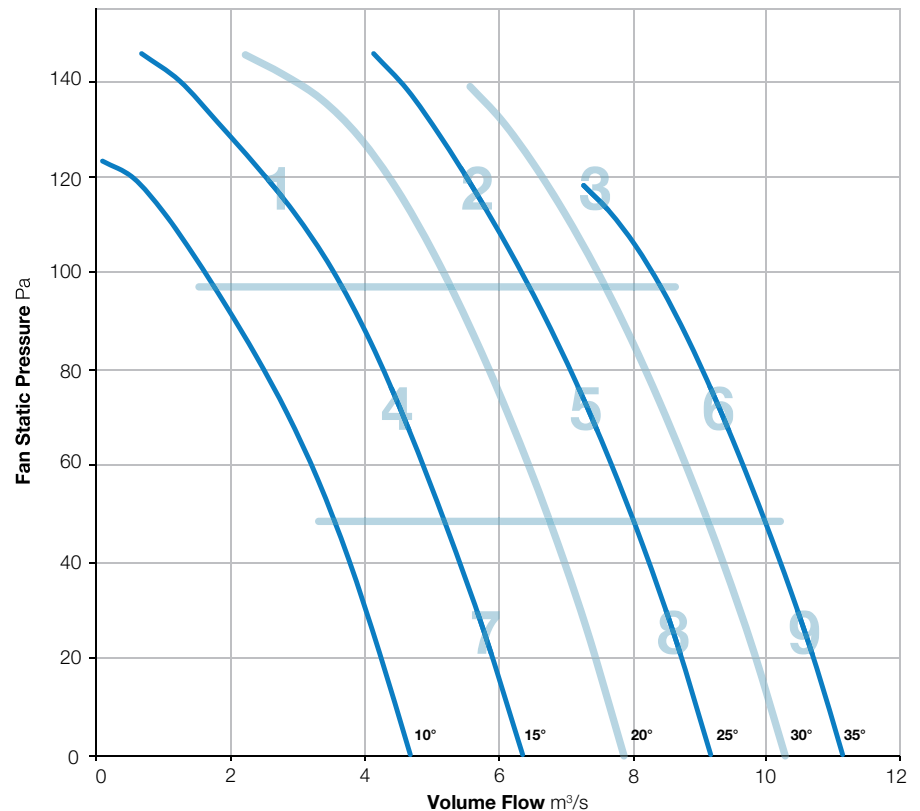
BS EN ISO 5136:2009

Type D installation

Form B



Elta Fans Limited certifies that the Axial Fans shown herein are licensed to bear the AMCA Seal. The ratings shown are based on tests and procedures performed in accordance with AMCA Publication 211 and comply with the requirements of the AMCA Certified Ratings Program. Performance certified is for Installation Type D: Ducted Inlet, Ducted Outlet. Performance ratings do not include the effects of appurtenances (accessories).



Zone		In-duct Sound Power Level (SWL) re 1pW									SPL dBA @ 3m*
		63Hz	125Hz	250Hz	500Hz	1kHz	2kHz	4kHz	8kHz	Total	
1	Inlet										
	Outlet										
2	Inlet										
	Outlet										
3	Inlet										
	Outlet										
4	Inlet										
	Outlet										
5	Inlet										
	Outlet										
6	Inlet										
	Outlet										
7	Inlet										
	Outlet										
8	Inlet										
	Outlet										
9	Inlet										
	Outlet										

For sound data please contact Elta Fans.

*Sound Pressure Level (SPL) is average spherical free-field re 20μPa, for comparative use only.
Power rating (watts, kW or BHP) does not include transmission losses.
The AMCA certified ratings seal applies to air performance only.



1000-182-6

960 r/min



Nominal Diameter

1000mm



Hub Type

182



Number of Blades

6



BS ISO 5801:2017

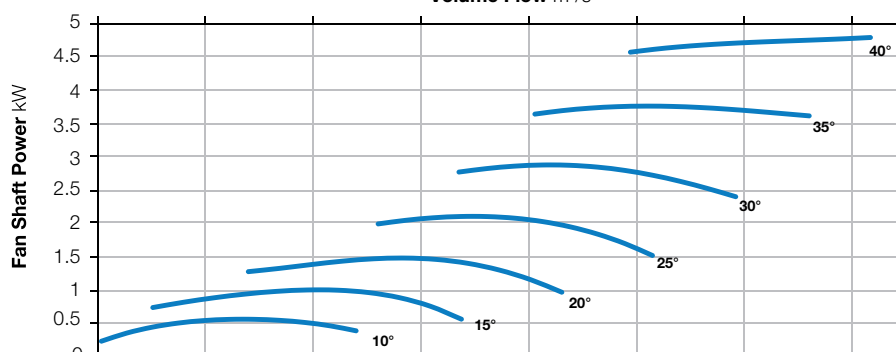
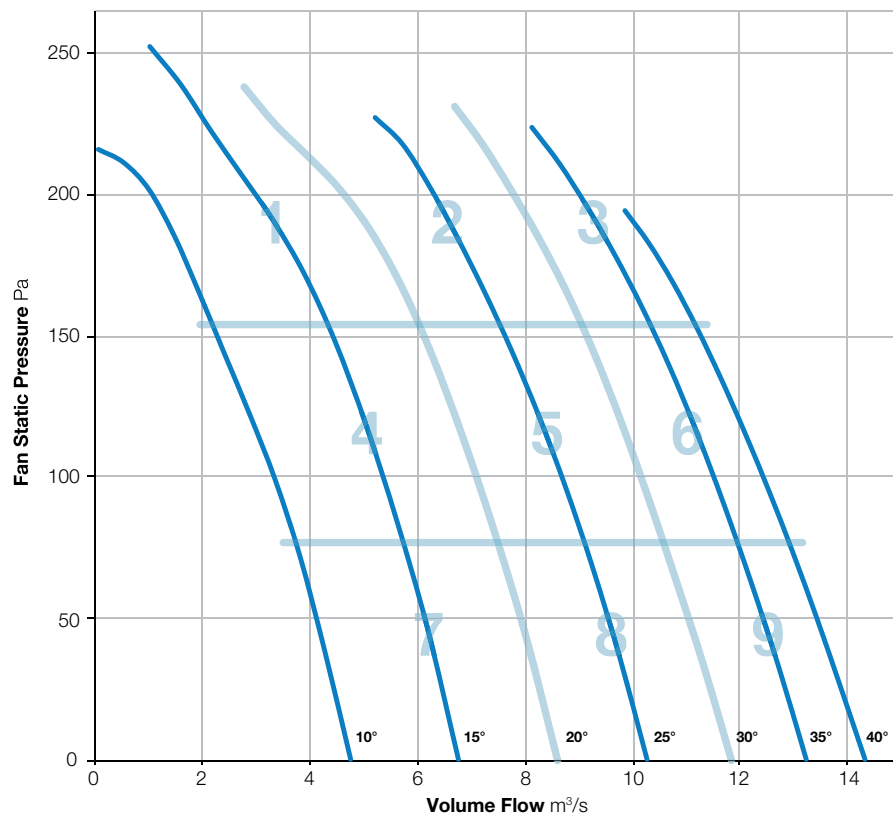
BS EN ISO 5136:2009

Type D installation

Form B



Elta Fans Limited certifies that the Axial Fans shown herein are licensed to bear the AMCA Seal. The ratings shown are based on tests and procedures performed in accordance with AMCA Publication 211 and comply with the requirements of the AMCA Certified Ratings Program. Performance certified is for Installation Type D: Ducted Inlet, Ducted Outlet. Performance ratings do not include the effects of appurtenances (accessories).



Zone		In-duct Sound Power Level (SWL) re 1pW								SPL dBA @ 3m*
		63Hz	125Hz	250Hz	500Hz	1kHz	2kHz	4kHz	8kHz	Total
1	Inlet	For sound data please contact Elta Fans.								
	Outlet									
2	Inlet									
	Outlet									
3	Inlet									
	Outlet									
4	Inlet									
	Outlet									
5	Inlet									
	Outlet									
6	Inlet									
	Outlet									
7	Inlet									
	Outlet									
8	Inlet									
	Outlet									
9	Inlet									
	Outlet									

*Sound Pressure Level (SPL) is average spherical free-field re 20μPa, for comparative use only.
Power rating (watts, kW or BHP) does not include transmission losses.
The AMCA certified ratings seal applies to air performance only.



1000-251-3

960 r/min



Nominal Diameter

1000mm



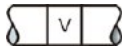
Hub Type

251



Number of Blades

3



BS ISO 5801:2017

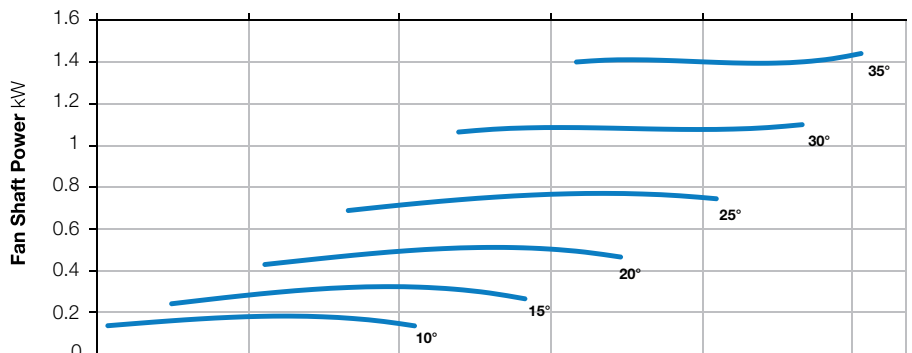
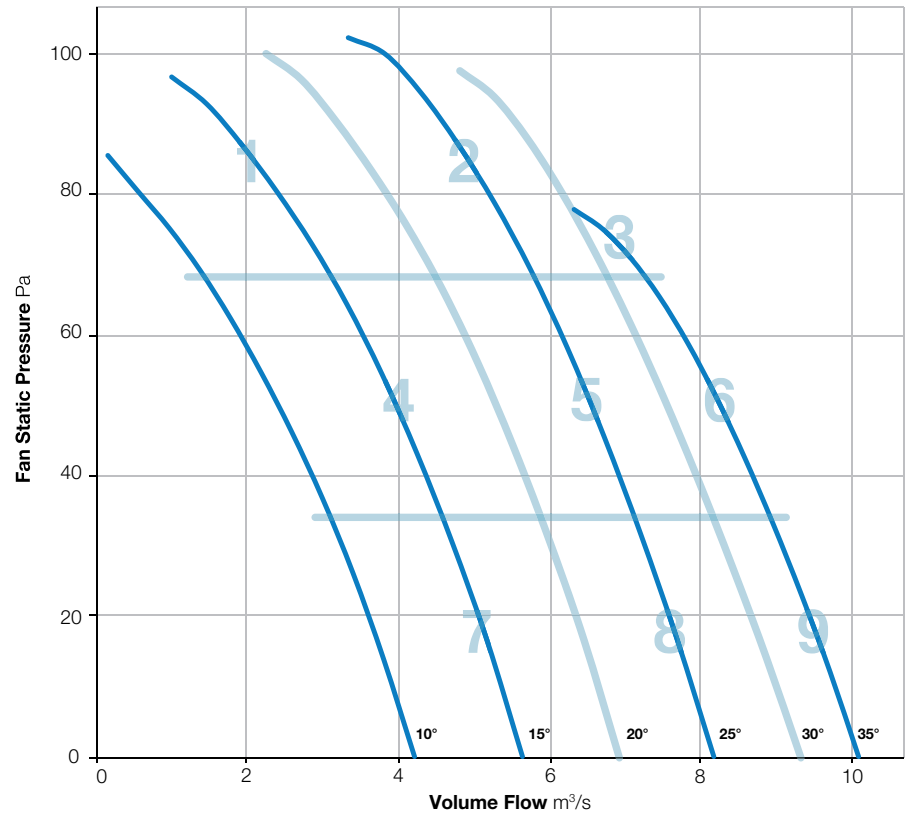
BS EN ISO 5136:2009

Type D installation

Form B



Elta Fans Limited certifies that the Axial Fans shown herein are licensed to bear the AMCA Seal. The ratings shown are based on tests and procedures performed in accordance with AMCA Publication 211 and comply with the requirements of the AMCA Certified Ratings Program. Performance certified is for Installation Type D: Ducted Inlet, Ducted Outlet. Performance ratings do not include the effects of appurtenances (accessories).



Zone		In-duct Sound Power Level (SWL) re 1pW									SPL dBA @ 3m*
		63Hz	125Hz	250Hz	500Hz	1kHz	2kHz	4kHz	8kHz	Total	
1	Inlet	82	76	89	89	86	81	77	71	94	70
	Outlet	79	74	85	86	83	78	74	68	90	67
2	Inlet	86	80	80	78	80	80	76	71	90	65
	Outlet	84	78	79	77	81	77	74	71	88	64
3	Inlet	91	84	84	83	84	83	80	75	94	68
	Outlet	89	83	83	82	83	80	78	75	92	67
4	Inlet	84	78	79	82	80	80	80	71	89	66
	Outlet	81	76	77	78	79	77	78	69	87	64
5	Inlet	88	81	80	79	81	79	76	71	91	65
	Outlet	86	79	79	77	81	77	73	70	89	64
6	Inlet	91	85	83	82	84	83	80	75	94	68
	Outlet	89	83	81	81	82	80	78	76	92	66
7	Inlet	84	77	79	81	79	83	85	71	90	69
	Outlet	82	76	76	76	78	79	82	69	88	65
8	Inlet	88	81	80	79	81	79	76	71	91	65
	Outlet	86	79	79	77	81	77	73	70	89	64
9	Inlet	91	85	83	82	84	83	80	75	94	68
	Outlet	89	83	81	81	82	80	78	76	92	66

*Sound Pressure Level (SPL) is average spherical free-field re 20μPa, for comparative use only.
Power rating (watts, kW or BHP) does not include transmission losses.
The AMCA certified ratings seal applies to air performance only.



1000-251-6

960 r/min



Nominal Diameter

1000mm



Hub Type

251



Number of Blades

6



BS ISO 5801:2017

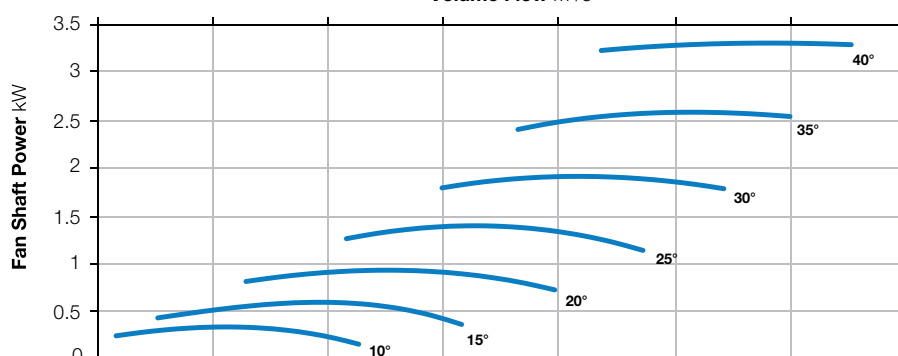
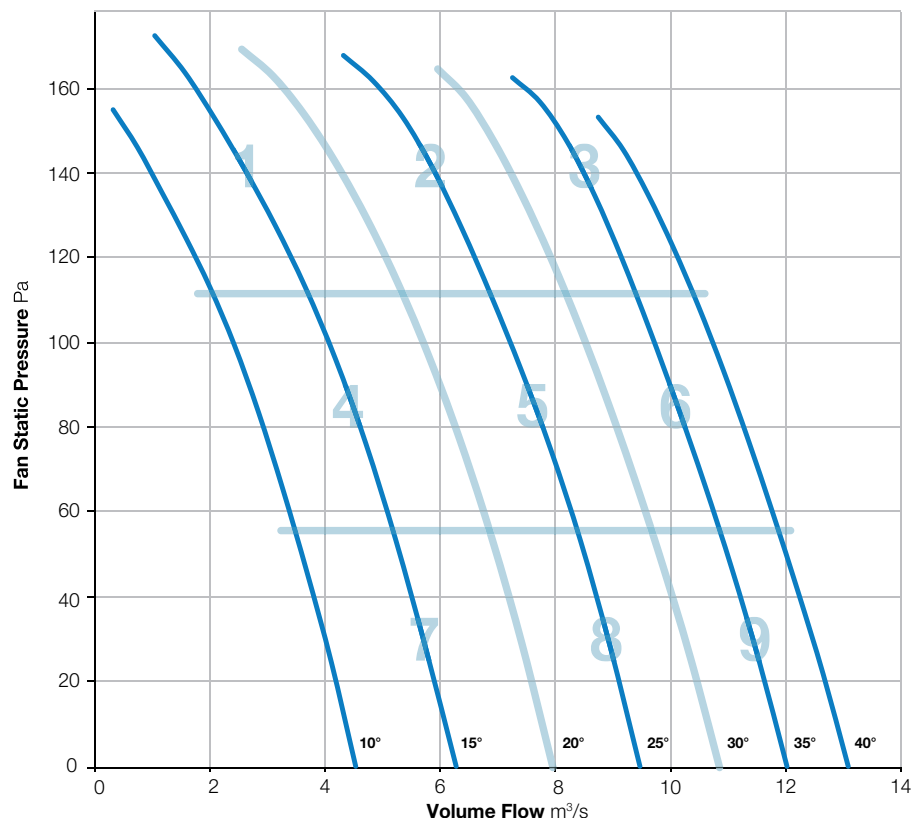
BS EN ISO 5136:2009

Type D installation

Form B



Elta Fans Limited certifies that the Axial Fans shown herein are licensed to bear the AMCA Seal. The ratings shown are based on tests and procedures performed in accordance with AMCA Publication 211 and comply with the requirements of the AMCA Certified Ratings Program. Performance certified is for Installation Type D: Ducted Inlet, Ducted Outlet. Performance ratings do not include the effects of appurtenances (accessories).



Zone		In-duct Sound Power Level (SWL) re 1pW									SPL dBA @ 3m*
		63Hz	125Hz	250Hz	500Hz	1kHz	2kHz	4kHz	8kHz	Total	
1	Inlet	80	85	97	91	88	84	81	74	99	73
	Outlet	78	84	93	88	85	81	77	71	95	70
2	Inlet	83	84	90	92	90	86	81	76	97	74
	Outlet	83	82	88	91	88	84	80	75	95	72
3	Inlet	88	87	84	83	85	85	82	76	94	70
	Outlet	90	87	84	83	84	84	82	78	94	69
4	Inlet	76	80	84	89	89	87	85	74	95	73
	Outlet	75	79	82	88	87	84	82	72	93	71
5	Inlet	84	85	82	81	82	82	79	74	91	67
	Outlet	85	84	81	80	82	81	78	73	91	66
6	Inlet	92	91	87	85	87	86	83	77	97	71
	Outlet	88	87	84	83	84	83	80	76	93	69
7	Inlet	79	82	80	79	83	86	90	74	93	73
	Outlet	77	81	78	78	82	83	87	73	91	70
8	Inlet	86	87	84	82	83	83	81	75	93	68
	Outlet	86	85	81	80	82	80	78	73	91	66
9	Inlet	92	91	87	85	87	86	83	77	97	71
	Outlet	88	87	84	83	84	83	80	76	93	69

*Sound Pressure Level (SPL) is average spherical free-field re 20μPa, for comparative use only.
Power rating (watts, kW or BHP) does not include transmission losses.
The AMCA certified ratings seal applies to air performance only.



1000-251-9

960 r/min



Nominal Diameter

1000mm



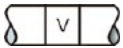
Hub Type

251



Number of Blades

9



BS ISO 5801:2017

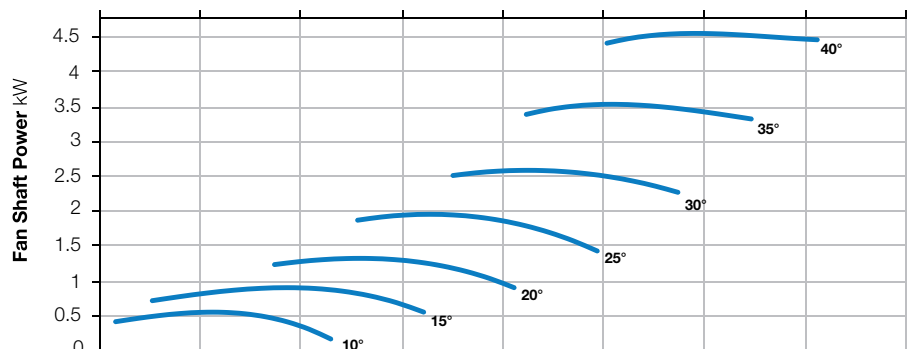
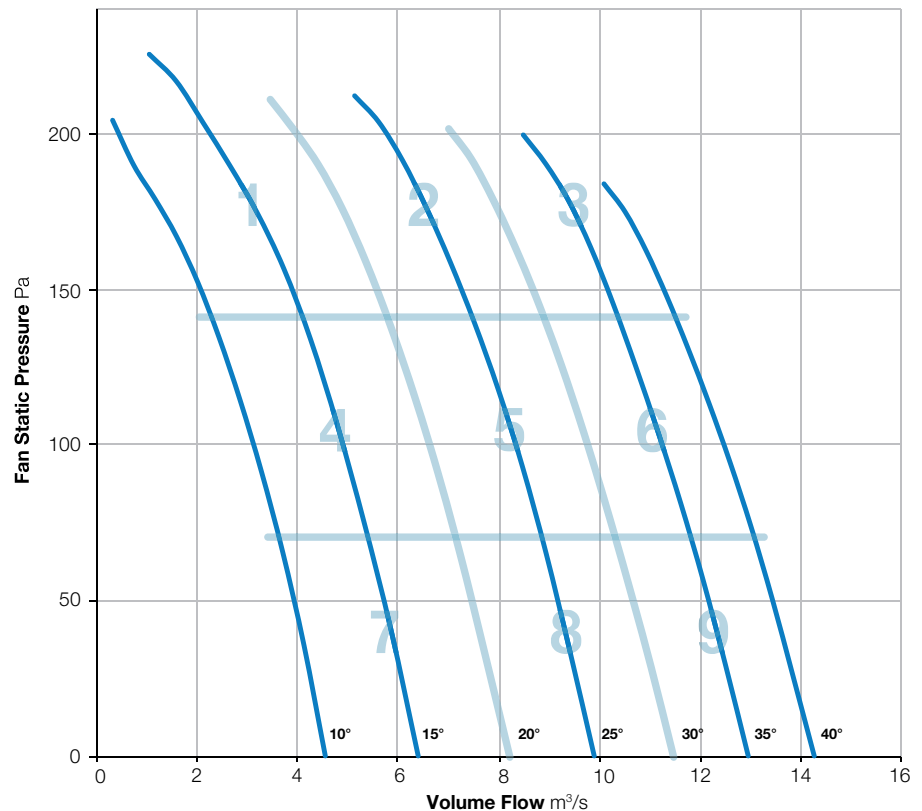
BS EN ISO 5136:2009

Type D installation

Form B



Elta Fans Limited certifies that the Axial Fans shown herein are licensed to bear the AMCA Seal. The ratings shown are based on tests and procedures performed in accordance with AMCA Publication 211 and comply with the requirements of the AMCA Certified Ratings Program. Performance certified is for Installation Type D: Ducted Inlet, Ducted Outlet. Performance ratings do not include the effects of appurtenances (accessories).



Zone		In-duct Sound Power Level (SWL) re 1pW									SPL dBA @ 3m*
		63Hz	125Hz	250Hz	500Hz	1kHz	2kHz	4kHz	8kHz	Total	
1	Inlet	82	83	93	91	89	86	83	74	97	73
	Outlet	81	82	91	89	87	84	81	73	95	71
2	Inlet	86	80	86	90	89	87	83	76	95	73
	Outlet	85	80	86	90	89	86	82	76	95	73
3	Inlet	90	86	88	87	89	87	84	77	96	73
	Outlet	90	85	86	87	88	86	84	79	96	72
4	Inlet	82	76	83	84	88	89	89	75	95	74
	Outlet	80	74	80	84	87	86	86	73	93	72
5	Inlet	89	84	85	84	85	86	84	76	94	71
	Outlet	87	82	83	82	84	84	82	75	92	69
6	Inlet	93	89	89	87	89	87	84	77	98	73
	Outlet	92	87	87	86	87	85	83	78	96	71
7	Inlet	87	79	82	82	86	88	93	76	96	75
	Outlet	84	77	79	80	83	84	89	74	92	72
8	Inlet	90	84	85	84	84	86	85	76	95	71
	Outlet	88	82	83	82	83	84	83	75	93	69
9	Inlet	93	89	89	87	89	87	84	77	98	73
	Outlet	92	87	87	86	87	85	83	78	96	71

*Sound Pressure Level (SPL) is average spherical free-field re 20μPa, for comparative use only.
Power rating (watts, kW or BHP) does not include transmission losses.
The AMCA certified ratings seal applies to air performance only.



1000-251-12

960 r/min



Nominal Diameter

1000mm



Hub Type

251



Number of Blades

12



BS ISO 5801:2017

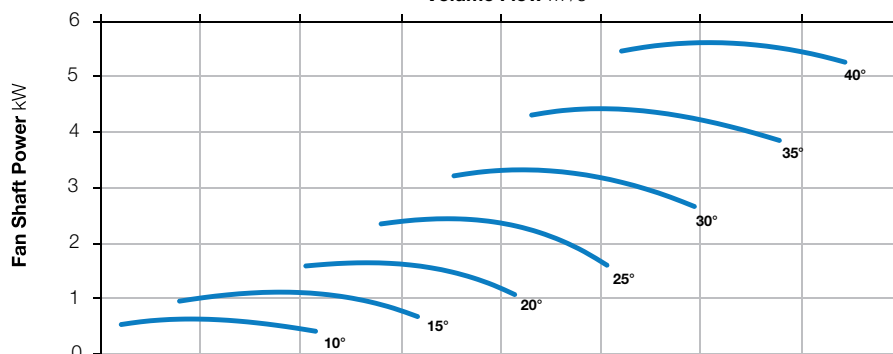
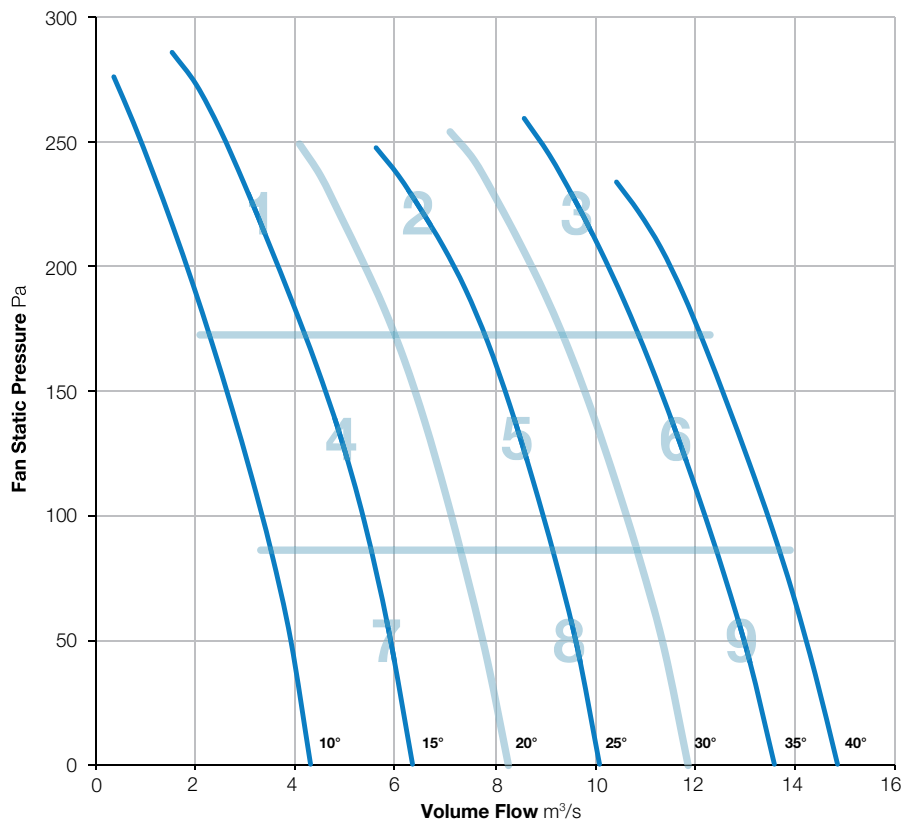
BS ISO 13347-2:2004

Type D installation

Form B



Elta Fans Limited certifies that the Axial Fans shown herein are licensed to bear the AMCA Seal. The ratings shown are based on tests and procedures performed in accordance with AMCA Publications 211 & 311 and comply with the requirements of the AMCA Certified Ratings Program. Performance certified is for Installation Type D: Ducted Inlet, Ducted Outlet. Performance ratings do not include the effects of appurtenances (accessories).



Zone		In-duct Sound Power Level (SWL) re 1pW									SPL dBA @ 3m*
		63Hz	125Hz	250Hz	500Hz	1kHz	2kHz	4kHz	8kHz	Total	
1	Inlet	82	90	92	90	86	83	82	76	97	72
	Outlet	83	92	90	89	86	85	82	76	97	71
2	Inlet	86	86	91	93	92	89	85	81	98	76
	Outlet	85	88	89	94	92	90	86	84	99	76
3	Inlet	89	84	87	89	86	89	86	83	96	73
	Outlet	90	91	89	90	89	90	89	86	98	75
4	Inlet	80	81	88	85	88	88	86	80	95	73
	Outlet	81	84	88	86	88	88	87	79	95	73
5	Inlet	86	83	86	85	82	85	86	79	94	71
	Outlet	85	84	88	85	83	84	86	80	94	71
6	Inlet	89	83	86	86	81	84	82	79	94	69
	Outlet	88	86	86	86	83	84	84	82	94	70
7	Inlet	84	87	86	89	85	85	86	75	95	72
	Outlet	88	89	88	89	84	85	87	75	96	72
8	Inlet	89	84	85	84	82	84	87	76	94	71
	Outlet	86	82	85	85	82	84	85	76	93	70
9	Inlet	89	86	87	85	81	83	82	77	94	69
	Outlet	90	87	88	87	83	83	81	79	95	70

*Sound Pressure Level (SPL) is average spherical free-field re 20μPa, for comparative use only. dBA levels are not licensed by AMCA International.

Power rating (watts, kW or BHP) does not include transmission losses.

The sound power level ratings shown are in decibels, referred to 10⁻¹² watts, calculated per AMCA Standard 301. Values shown are for inlet L_{wa} and outlet L_{wb} sound power levels for Installation Type D: ducted inlet, ducted outlet. Ratings include the effect of duct end correction.



1000-252-3

960 r/min



Nominal Diameter

1000mm



Hub Type

252



Number of Blades

3



BS ISO 5801:2017

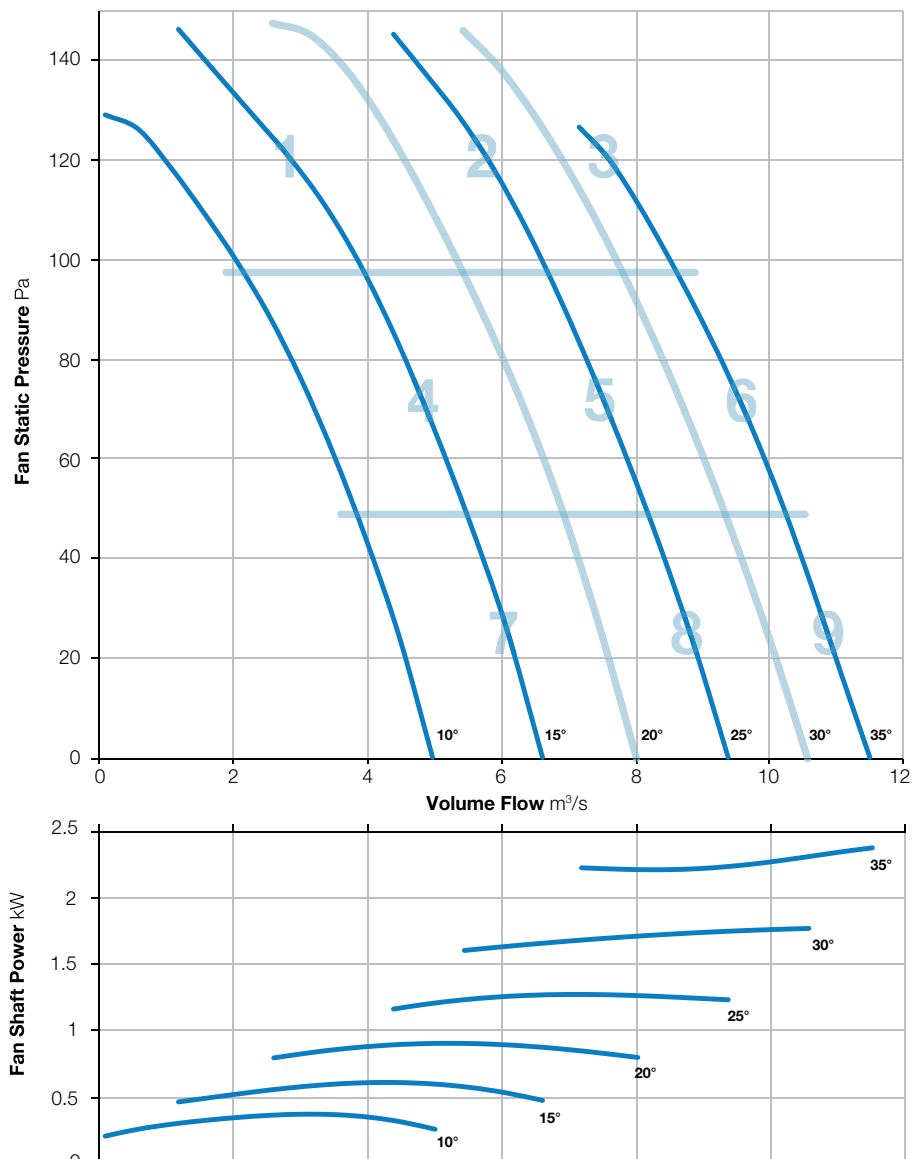
BS EN ISO 5136:2009

Type D installation

Form B



Elta Fans Limited certifies that the Axial Fans shown herein are licensed to bear the AMCA Seal. The ratings shown are based on tests and procedures performed in accordance with AMCA Publication 211 and comply with the requirements of the AMCA Certified Ratings Program. Performance certified is for Installation Type D: Ducted Inlet, Ducted Outlet. Performance ratings do not include the effects of appurtenances (accessories).



Zone		In-duct Sound Power Level (SWL) re 1pW								SPL dBA @ 3m*
		63Hz	125Hz	250Hz	500Hz	1kHz	2kHz	4kHz	8kHz	Total
1	Inlet	For sound data please contact Elta Fans.								
	Outlet									
2	Inlet									
	Outlet									
3	Inlet									
	Outlet									
4	Inlet									
	Outlet									
5	Inlet									
	Outlet									
6	Inlet									
	Outlet									
7	Inlet									
	Outlet									
8	Inlet									
	Outlet									
9	Inlet									
	Outlet									

*Sound Pressure Level (SPL) is average spherical free-field re 20μPa, for comparative use only.
Power rating (watts, kW or BHP) does not include transmission losses.
The AMCA certified ratings seal applies to air performance only.



1000-252-6

960 r/min



Nominal Diameter

1000mm



Hub Type

252



Number of Blades

6



BS ISO 5801:2017

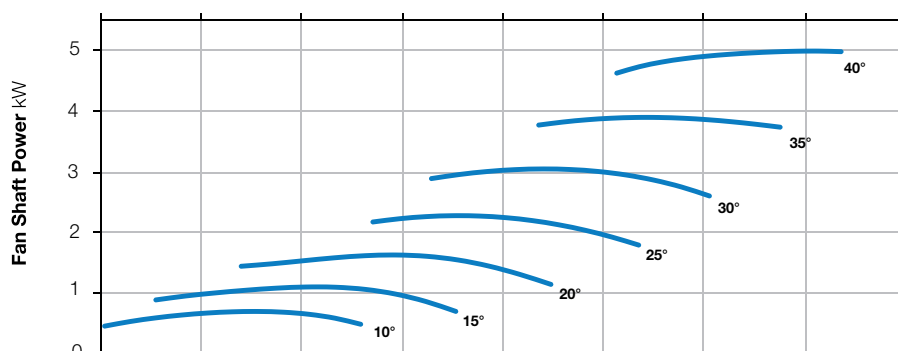
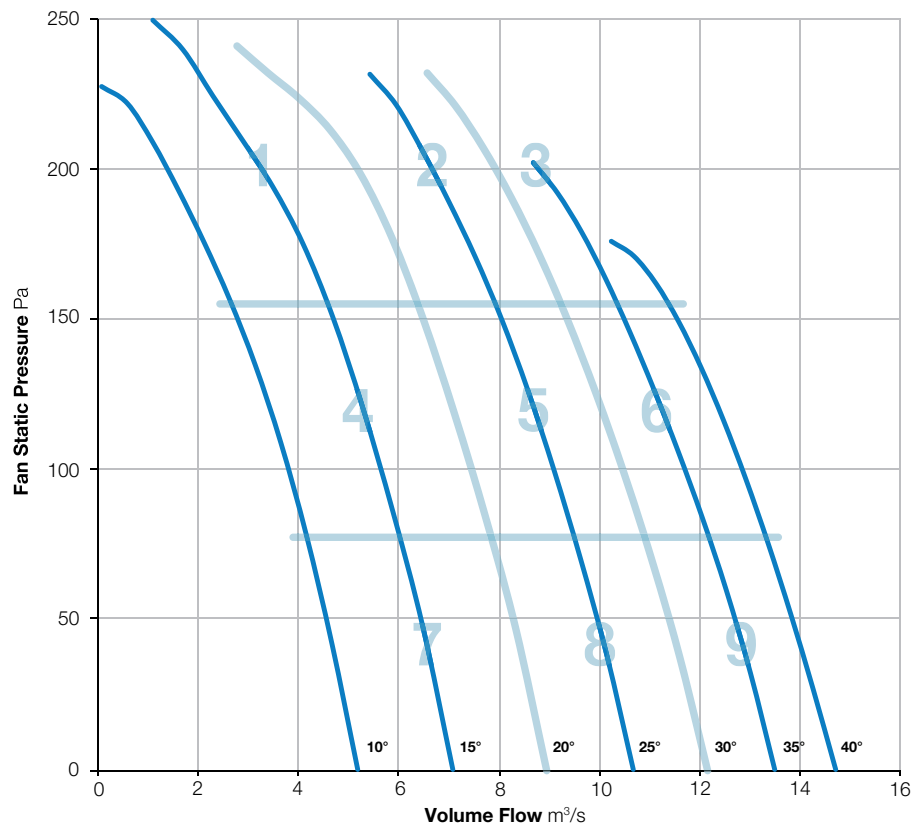
BS EN ISO 5136:2009

Type D installation

Form B



Elta Fans Limited certifies that the Axial Fans shown herein are licensed to bear the AMCA Seal. The ratings shown are based on tests and procedures performed in accordance with AMCA Publication 211 and comply with the requirements of the AMCA Certified Ratings Program. Performance certified is for Installation Type D: Ducted Inlet, Ducted Outlet. Performance ratings do not include the effects of appurtenances (accessories).



Zone		In-duct Sound Power Level (SWL) re 1pW								SPL dBA @ 3m*
		63Hz	125Hz	250Hz	500Hz	1kHz	2kHz	4kHz	8kHz	Total
1	Inlet	For sound data please contact Elta Fans.								
	Outlet									
2	Inlet									
	Outlet									
3	Inlet									
	Outlet									
4	Inlet									
	Outlet									
5	Inlet									
	Outlet									
6	Inlet									
	Outlet									
7	Inlet									
	Outlet									
8	Inlet									
	Outlet									
9	Inlet									
	Outlet									

*Sound Pressure Level (SPL) is average spherical free-field re 20μPa, for comparative use only.
Power rating (watts, kW or BHP) does not include transmission losses.
The AMCA certified ratings seal applies to air performance only.



1000-252-9

960 r/min



Nominal Diameter

1000mm



Hub Type

252



Number of Blades

9



BS ISO 5801:2017

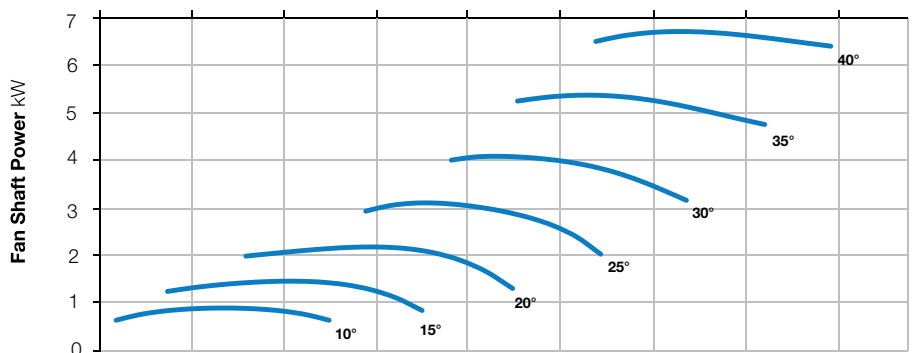
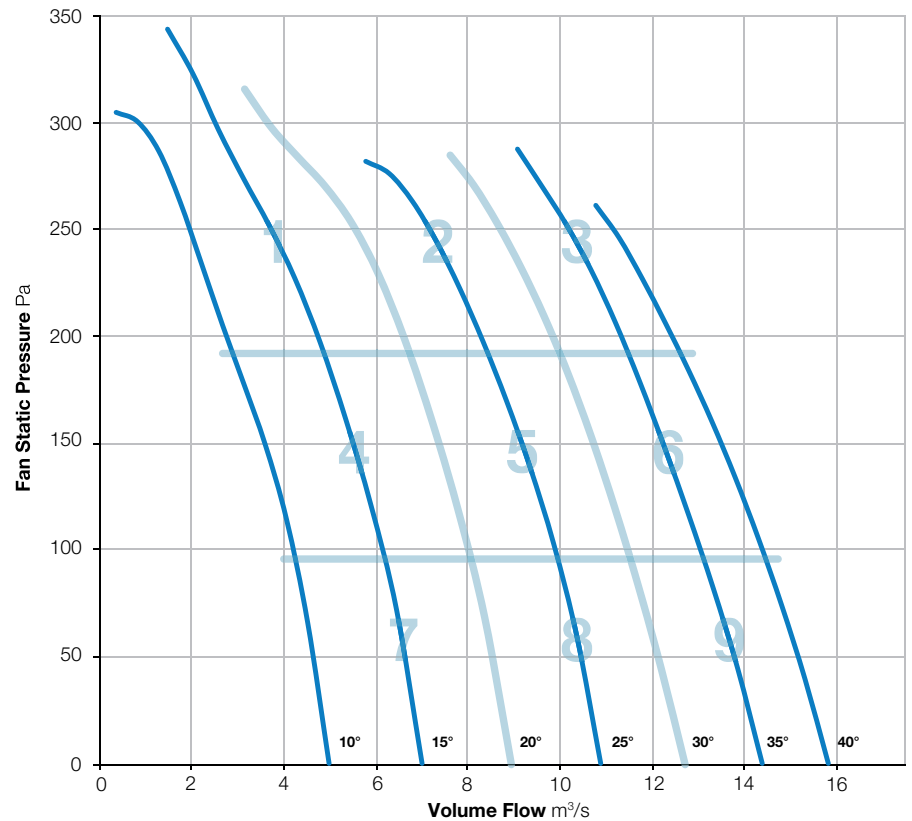
BS EN ISO 5136:2009

Type D installation

Form B



Elta Fans Limited certifies that the Axial Fans shown herein are licensed to bear the AMCA Seal. The ratings shown are based on tests and procedures performed in accordance with AMCA Publication 211 and comply with the requirements of the AMCA Certified Ratings Program. Performance certified is for Installation Type D: Ducted Inlet, Ducted Outlet. Performance ratings do not include the effects of appurtenances (accessories).



Zone		In-duct Sound Power Level (SWL) re 1pW									SPL dBA @ 3m*
		63Hz	125Hz	250Hz	500Hz	1kHz	2kHz	4kHz	8kHz	Total	
1	Inlet	For sound data please contact Elta Fans.									
	Outlet										
2	Inlet										
	Outlet										
3	Inlet										
	Outlet										
4	Inlet										
	Outlet										
5	Inlet										
	Outlet										
6	Inlet										
	Outlet										
7	Inlet										
	Outlet										
8	Inlet										
	Outlet										
9	Inlet										
	Outlet										

*Sound Pressure Level (SPL) is average spherical free-field re 20μPa, for comparative use only.
Power rating (watts, kW or BHP) does not include transmission losses.
The AMCA certified ratings seal applies to air performance only.



1000-352-3

960 r/min



Nominal Diameter

1000mm



Hub Type

352



Number of Blades

3



BS ISO 5801:2017

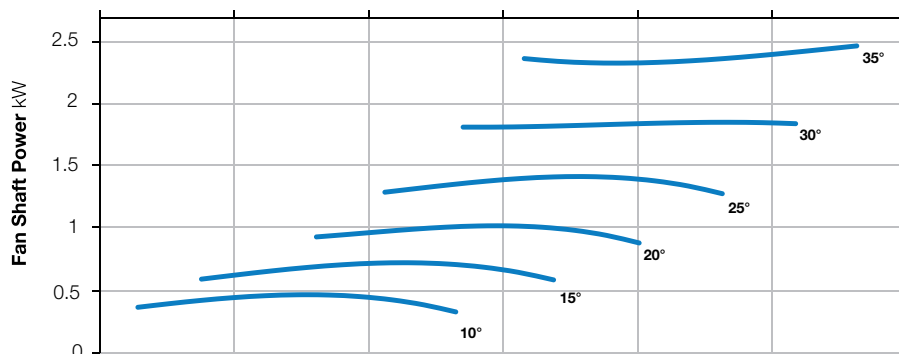
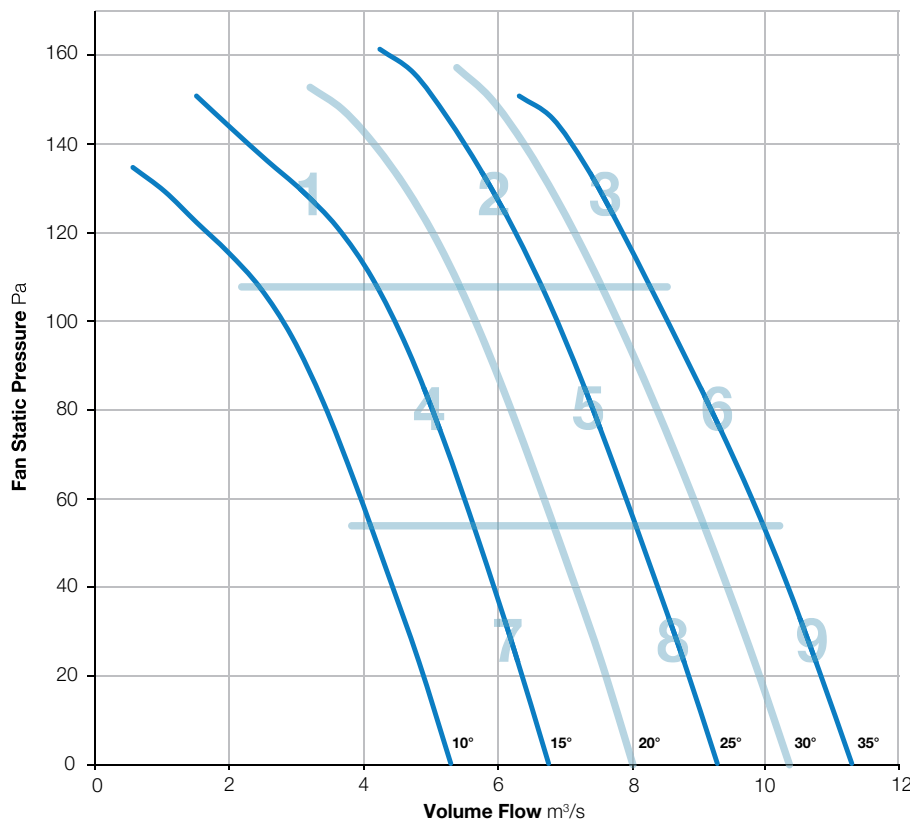
BS EN ISO 5136:2009

Type D installation

Form B



Elta Fans Limited certifies that the Axial Fans shown herein are licensed to bear the AMCA Seal. The ratings shown are based on tests and procedures performed in accordance with AMCA Publication 211 and comply with the requirements of the AMCA Certified Ratings Program. Performance certified is for Installation Type D: Ducted Inlet, Ducted Outlet. Performance ratings do not include the effects of appurtenances (accessories).



Zone		In-duct Sound Power Level (SWL) re 1pW									SPL dBA @ 3m*
		63Hz	125Hz	250Hz	500Hz	1kHz	2kHz	4kHz	8kHz	Total	
1	Inlet	87	83	82	83	82	79	76	69	91	66
	Outlet	91	82	80	81	80	77	74	68	93	64
2	Inlet	90	85	82	82	79	77	73	68	93	64
	Outlet	92	85	80	81	79	76	74	70	94	64
3	Inlet	94	87	82	83	81	77	75	71	96	65
	Outlet	95	88	83	83	82	78	78	74	97	66
4	Inlet	86	83	81	82	81	79	77	69	91	65
	Outlet	90	82	79	79	79	77	75	68	92	63
5	Inlet	90	84	82	82	79	77	73	67	92	64
	Outlet	91	85	80	81	79	76	73	69	93	63
6	Inlet	93	85	82	83	81	77	75	70	95	65
	Outlet	94	88	83	83	82	78	77	73	96	66
7	Inlet	90	83	81	81	81	80	78	67	92	66
	Outlet	90	83	80	80	81	79	76	66	92	65
8	Inlet	89	85	83	83	81	80	77	73	93	66
	Outlet	90	85	82	82	81	79	77	73	93	66
9	Inlet	94	87	84	84	82	78	76	72	96	66
	Outlet	95	89	85	84	82	79	77	75	97	67

*Sound Pressure Level (SPL) is average spherical free-field re 20μPa, for comparative use only.
Power rating (watts, kW or BHP) does not include transmission losses.
The AMCA certified ratings seal applies to air performance only.



1000-352-6

960 r/min



Nominal Diameter

1000mm



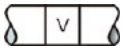
Hub Type

352



Number of Blades

6



BS ISO 5801:2017

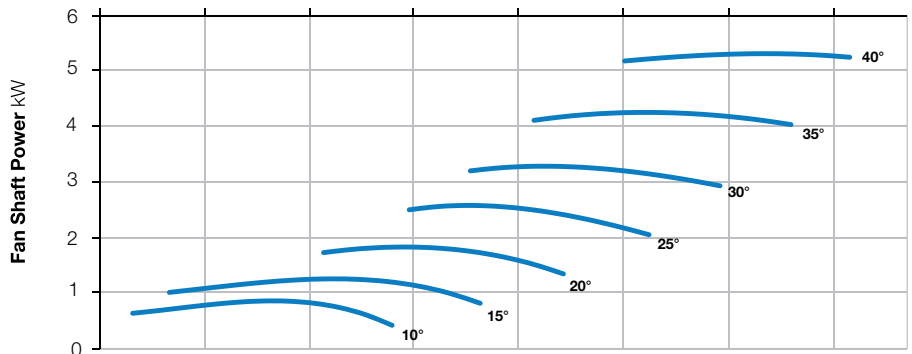
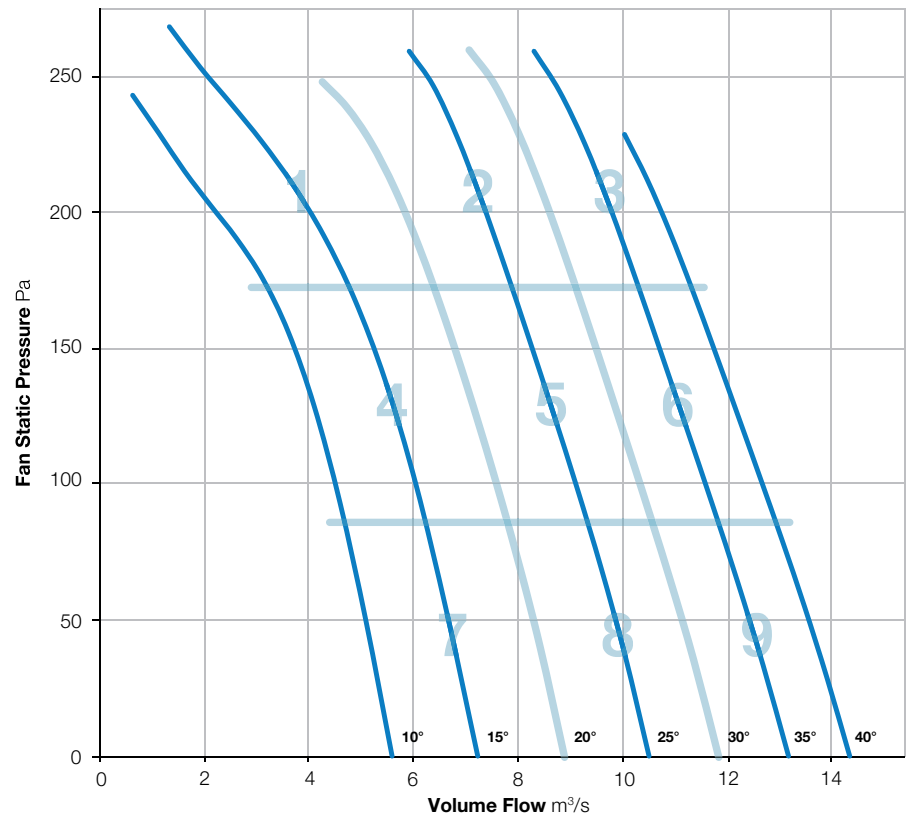
BS EN ISO 5136:2009

Type D installation

Form B



Elta Fans Limited certifies that the Axial Fans shown herein are licensed to bear the AMCA Seal. The ratings shown are based on tests and procedures performed in accordance with AMCA Publication 211 and comply with the requirements of the AMCA Certified Ratings Program. Performance certified is for Installation Type D: Ducted Inlet, Ducted Outlet. Performance ratings do not include the effects of appurtenances (accessories).



Zone		In-duct Sound Power Level (SWL) re 1pW									SPL dBA @ 3m*
		63Hz	125Hz	250Hz	500Hz	1kHz	2kHz	4kHz	8kHz	Total	
1	Inlet	82	83	88	92	87	82	76	69	95	72
	Outlet	84	86	87	90	86	82	76	69	94	70
2	Inlet	86	88	84	85	81	79	75	69	93	66
	Outlet	87	89	84	83	81	78	76	71	93	66
3	Inlet	88	88	85	85	83	80	77	72	94	67
	Outlet	90	90	86	86	83	81	79	75	95	68
4	Inlet	84	85	83	85	83	83	79	71	92	68
	Outlet	84	87	83	83	82	82	78	70	92	67
5	Inlet	87	88	85	86	82	80	76	70	93	67
	Outlet	88	89	84	84	81	79	76	70	93	66
6	Inlet	90	89	85	86	83	80	76	71	95	68
	Outlet	90	91	86	86	83	81	78	74	95	68
7	Inlet	85	86	84	85	83	83	80	70	93	68
	Outlet	85	87	83	83	82	82	79	70	92	67
8	Inlet	88	88	84	85	82	81	77	70	93	67
	Outlet	88	89	84	83	81	80	76	70	93	66
9	Inlet	90	90	86	87	84	80	76	71	95	68
	Outlet	91	92	86	87	84	81	78	74	96	69

*Sound Pressure Level (SPL) is average spherical free-field re 20μPa, for comparative use only.
Power rating (watts, kW or BHP) does not include transmission losses.
The AMCA certified ratings seal applies to air performance only.



1000-352-9

960 r/min



Nominal Diameter

1000mm



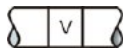
Hub Type

352



Number of Blades

9



BS ISO 5801:2017

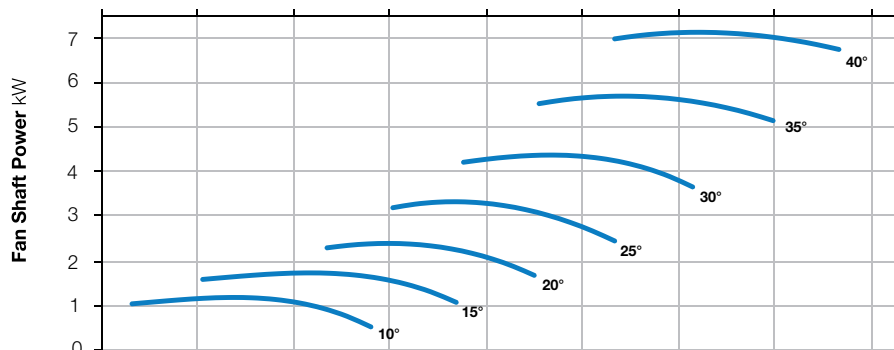
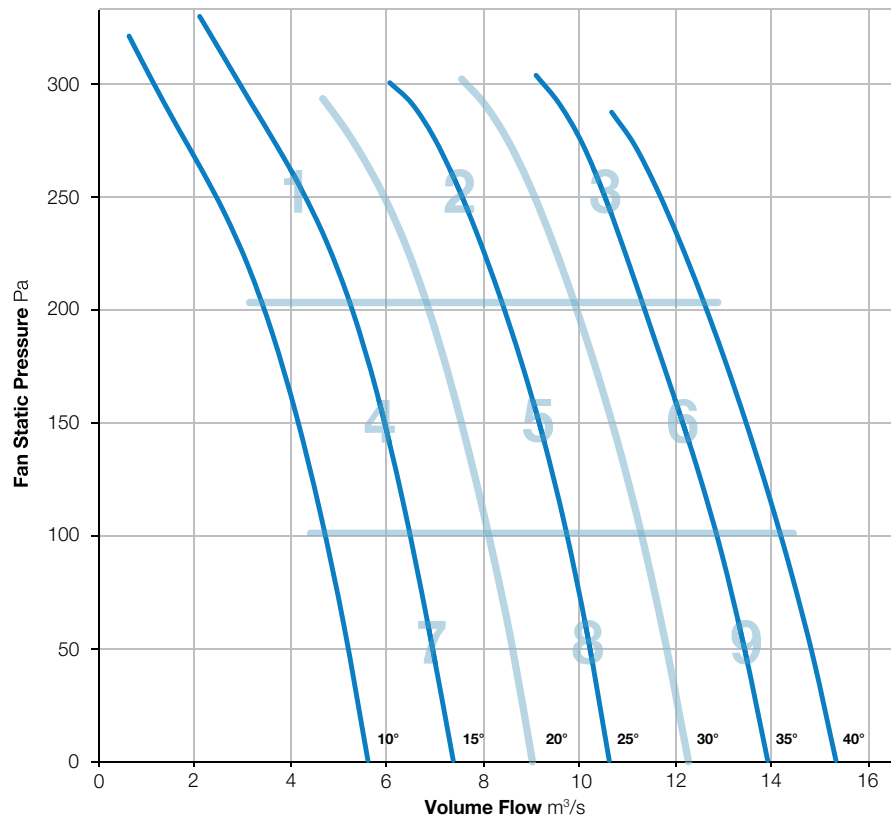
BS EN ISO 5136:2009

Type D installation

Form B



Elta Fans Limited certifies that the Axial Fans shown herein are licensed to bear the AMCA Seal. The ratings shown are based on tests and procedures performed in accordance with AMCA Publication 211 and comply with the requirements of the AMCA Certified Ratings Program. Performance certified is for Installation Type D: Ducted Inlet, Ducted Outlet. Performance ratings do not include the effects of appurtenances (accessories).



Zone		In-duct Sound Power Level (SWL) re 1pW									SPL dBA @ 3m*
		63Hz	125Hz	250Hz	500Hz	1kHz	2kHz	4kHz	8kHz	Total	
1	Inlet	86	85	89	92	88	83	78	70	96	72
	Outlet	88	86	89	90	87	83	77	69	96	71
2	Inlet	88	86	87	90	85	83	79	70	95	70
	Outlet	90	87	87	89	85	83	79	71	95	70
3	Inlet	89	87	88	88	86	81	78	72	95	70
	Outlet	91	89	89	88	87	82	79	75	96	70
4	Inlet	85	82	84	86	84	85	81	71	93	70
	Outlet	88	82	84	84	83	84	80	70	93	69
5	Inlet	89	85	86	87	83	81	78	69	94	68
	Outlet	90	85	86	86	82	81	77	69	94	68
6	Inlet	88	87	88	87	84	80	76	70	94	68
	Outlet	90	89	89	87	85	81	78	74	96	69
7	Inlet	84	81	84	84	83	83	80	69	91	68
	Outlet	87	81	84	83	82	82	78	68	92	67
8	Inlet	90	85	86	86	83	83	79	70	94	69
	Outlet	91	86	86	86	83	82	78	69	95	68
9	Inlet	91	90	93	90	86	82	77	69	98	71
	Outlet	93	91	92	92	87	84	79	73	99	72

*Sound Pressure Level (SPL) is average spherical free-field re 20μPa, for comparative use only.
Power rating (watts, kW or BHP) does not include transmission losses.
The AMCA certified ratings seal applies to air performance only.



1000-352-12

960 r/min



Nominal Diameter

1000mm



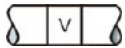
Hub Type

352



Number of Blades

12



BS ISO 5801:2017

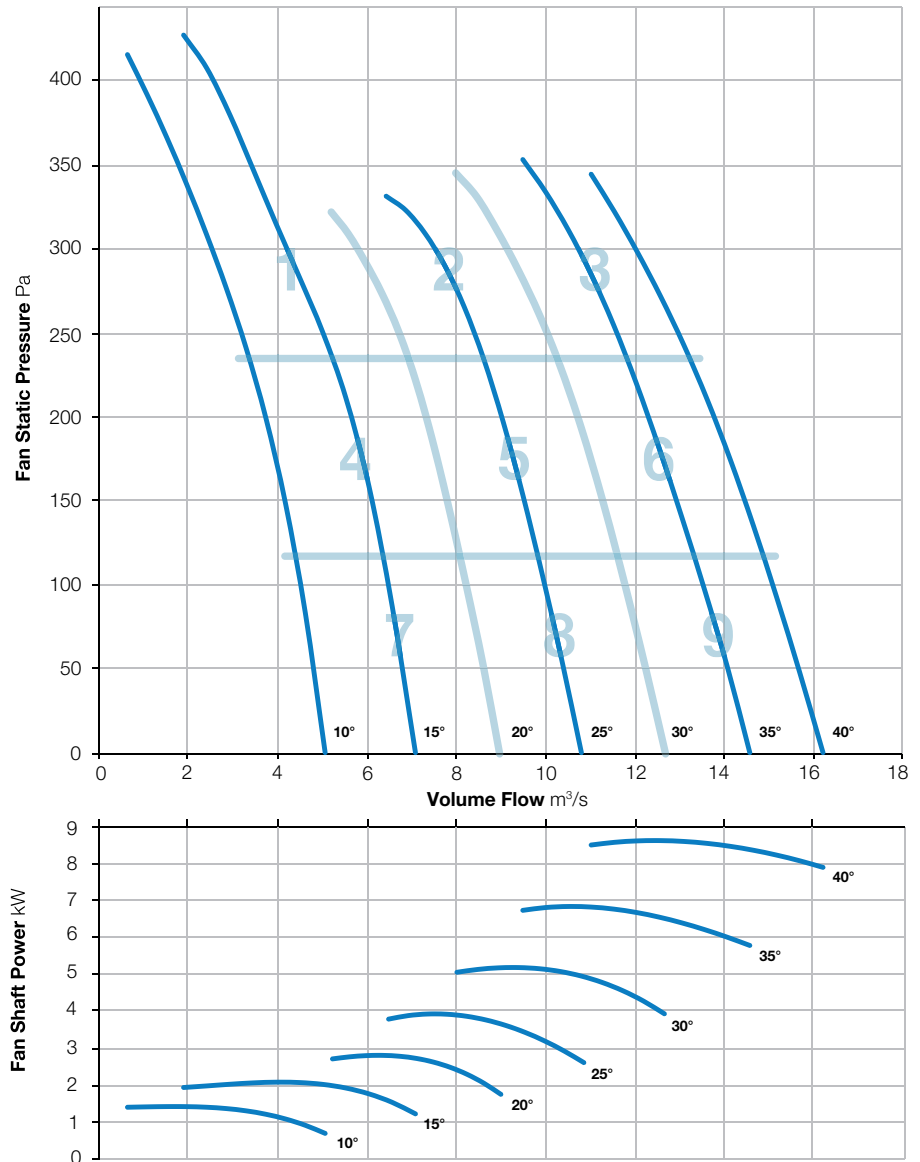
BS ISO 13347-2:2004

Type D installation

Form B



Elta Fans Limited certifies that the Axial Fans shown herein are licensed to bear the AMCA Seal. The ratings shown are based on tests and procedures performed in accordance with AMCA Publications 211 & 311 and comply with the requirements of the AMCA Certified Ratings Program. Performance certified is for Installation Type D: Ducted Inlet, Ducted Outlet. Performance ratings do not include the effects of appurtenances (accessories).



Zone		In-duct Sound Power Level (SWL) re 1pW									SPL dBA @ 3m*
		63Hz	125Hz	250Hz	500Hz	1kHz	2kHz	4kHz	8kHz	Total	
1	Inlet	86	92	94	92	89	85	79	75	99	73
	Outlet	88	93	92	91	89	86	81	79	98	73
2	Inlet	86	82	87	85	84	82	79	75	93	69
	Outlet	84	83	88	89	86	83	81	78	94	71
3	Inlet	88	84	86	85	86	83	79	76	94	69
	Outlet	87	84	87	85	87	84	82	80	94	71
4	Inlet	77	79	85	91	90	86	80	73	95	73
	Outlet	77	80	86	92	90	86	80	74	96	73
5	Inlet	86	83	86	84	83	79	78	73	92	67
	Outlet	85	85	87	84	82	80	79	75	92	67
6	Inlet	89	86	88	86	85	82	79	75	94	69
	Outlet	88	86	88	86	85	84	81	79	95	70
7	Inlet	79	78	85	84	82	81	79	74	90	67
	Outlet	79	80	84	84	83	83	80	75	91	68
8	Inlet	88	85	88	84	82	81	79	75	93	68
	Outlet	87	88	88	85	83	81	79	75	94	68
9	Inlet	91	91	89	86	87	84	81	78	97	71
	Outlet	89	88	90	88	88	86	84	80	96	72

*Sound Pressure Level (SPL) is average spherical free-field re 20μPa, for comparative use only. dBA levels are not licensed by AMCA International.

Power rating (watts, kW or BHP) does not include transmission losses.

The sound power level ratings shown are in decibels, referred to 10⁻¹² watts, calculated per AMCA Standard 301. Values shown are for inlet L_{wa} and outlet L_{wo} sound power levels for Installation Type D: ducted inlet, ducted outlet. Ratings include the effect of duct end correction.



1000-400-3

960 r/min



Nominal Diameter

1000mm



Hub Type

400



Number of Blades

3



BS ISO 5801:2017

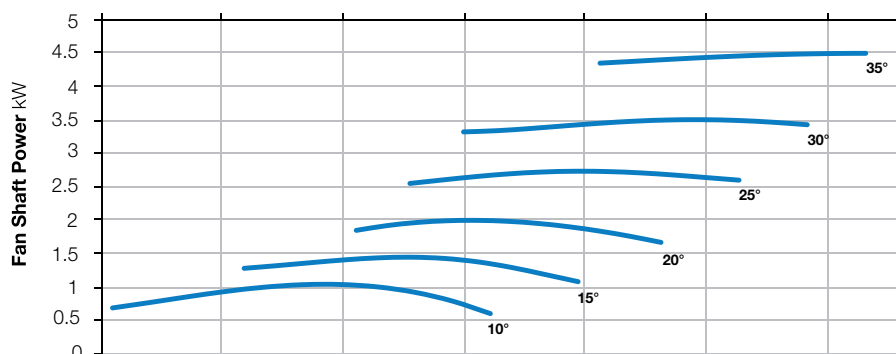
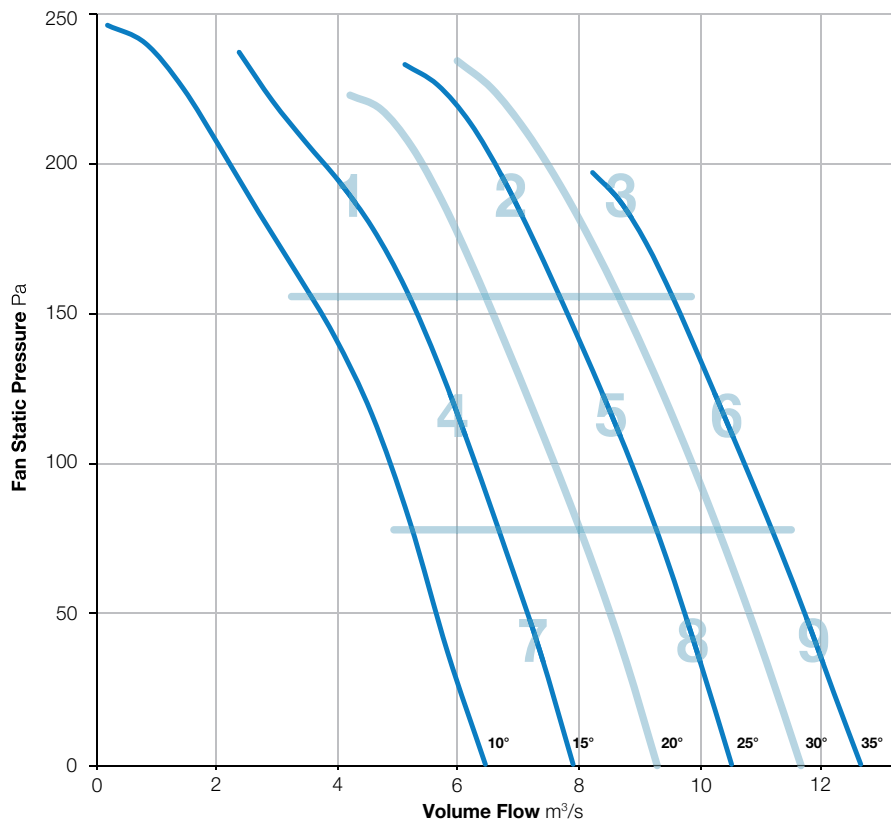
BS EN ISO 5136:2009

Type D installation

Form B



Elta Fans Limited certifies that the Axial Fans shown herein are licensed to bear the AMCA Seal. The ratings shown are based on tests and procedures performed in accordance with AMCA Publication 211 and comply with the requirements of the AMCA Certified Ratings Program. Performance certified is for Installation Type D: Ducted Inlet, Ducted Outlet. Performance ratings do not include the effects of appurtenances (accessories).



Zone		In-duct Sound Power Level (SWL) re 1pW									SPL dBA @ 3m*
		63Hz	125Hz	250Hz	500Hz	1kHz	2kHz	4kHz	8kHz	Total	
1	Inlet	93	88	84	87	81	80	73	61	96	67
	Outlet	89	86	84	88	82	79	73	65	94	68
2	Inlet	92	87	82	88	83	78	75	69	95	68
	Outlet	95	86	83	88	83	78	75	73	97	68
3	Inlet	96	88	84	90	81	79	76	71	98	69
	Outlet	97	89	85	90	83	80	79	75	99	70
4	Inlet	91	84	80	86	82	80	73	60	94	67
	Outlet	89	84	81	87	82	79	72	63	93	67
5	Inlet	94	85	80	86	82	77	73	65	96	66
	Outlet	94	85	81	86	82	77	73	69	96	66
6	Inlet	97	89	84	91	82	80	77	74	99	70
	Outlet	97	89	85	91	83	80	80	79	99	70
7	Inlet	91	84	80	85	81	79	71	57	93	66
	Outlet	88	84	80	87	81	78	71	59	92	66
8	Inlet	94	86	81	88	84	79	74	64	96	68
	Outlet	92	86	82	87	84	78	74	68	95	68
9	Inlet	97	89	84	90	81	79	76	72	99	69
	Outlet	97	89	85	89	82	79	78	77	99	69

*Sound Pressure Level (SPL) is average spherical free-field re 20μPa, for comparative use only.
Power rating (watts, kW or BHP) does not include transmission losses.
The AMCA certified ratings seal applies to air performance only.



1000-400-6

960 r/min



Nominal Diameter

1000mm



Hub Type

400



Number of Blades

6



BS ISO 5801:2017

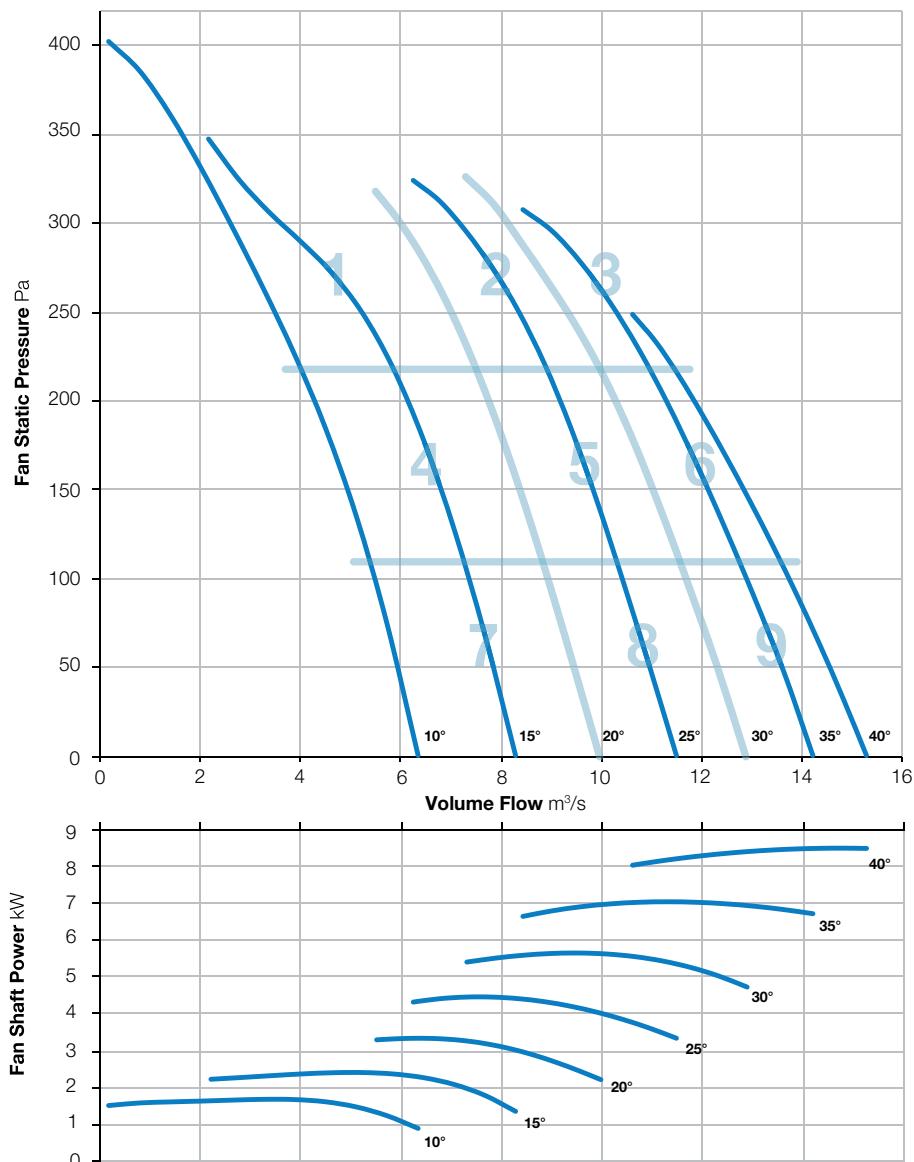
BS EN ISO 5136:2009

Type D installation

Form B



Elta Fans Limited certifies that the Axial Fans shown herein are licensed to bear the AMCA Seal. The ratings shown are based on tests and procedures performed in accordance with AMCA Publication 211 and comply with the requirements of the AMCA Certified Ratings Program. Performance certified is for Installation Type D: Ducted Inlet, Ducted Outlet. Performance ratings do not include the effects of appurtenances (accessories).



Zone		In-duct Sound Power Level (SWL) re 1pW									SPL dBA @ 3m*
		63Hz	125Hz	250Hz	500Hz	1kHz	2kHz	4kHz	8kHz	Total	
1	Inlet	91	93	93	92	87	82	75	65	99	72
	Outlet	90	93	93	93	87	82	75	67	99	73
2	Inlet	94	90	85	92	86	83	79	70	98	72
	Outlet	91	90	86	92	86	83	79	73	97	72
3	Inlet	98	91	89	88	85	82	79	72	100	70
	Outlet	97	91	90	89	86	82	80	74	99	71
4	Inlet	88	88	82	90	85	81	74	64	95	70
	Outlet	88	89	85	91	86	81	74	65	96	71
5	Inlet	92	89	84	90	85	82	76	68	96	70
	Outlet	90	90	86	91	86	82	77	73	96	71
6	Inlet	97	91	86	87	84	80	78	71	99	69
	Outlet	95	91	87	88	85	81	78	73	98	69
7	Inlet	88	88	82	88	84	80	72	63	94	68
	Outlet	87	88	83	89	84	80	72	63	94	69
8	Inlet	91	89	83	89	85	80	74	66	95	69
	Outlet	91	89	85	90	85	80	74	68	96	70
9	Inlet	100	88	85	88	85	82	79	73	101	70
	Outlet	97	89	85	89	85	82	81	77	99	70

*Sound Pressure Level (SPL) is average spherical free-field re 20μPa, for comparative use only.
Power rating (watts, kW or BHP) does not include transmission losses.
The AMCA certified ratings seal applies to air performance only.



1000-400-9

960 r/min



Nominal Diameter

1000mm



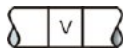
Hub Type

400



Number of Blades

9



BS ISO 5801:2017

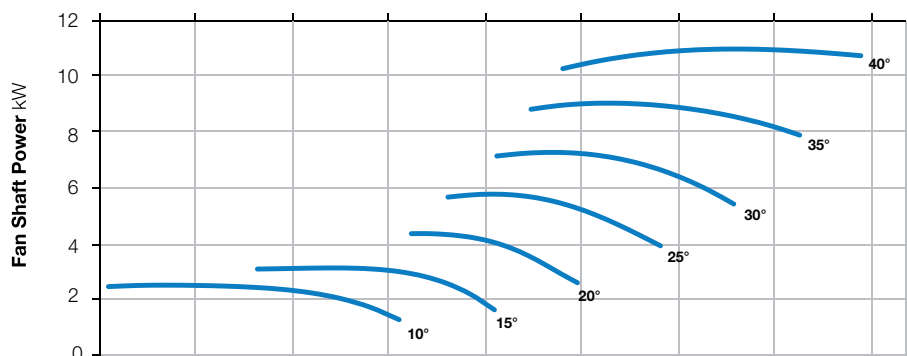
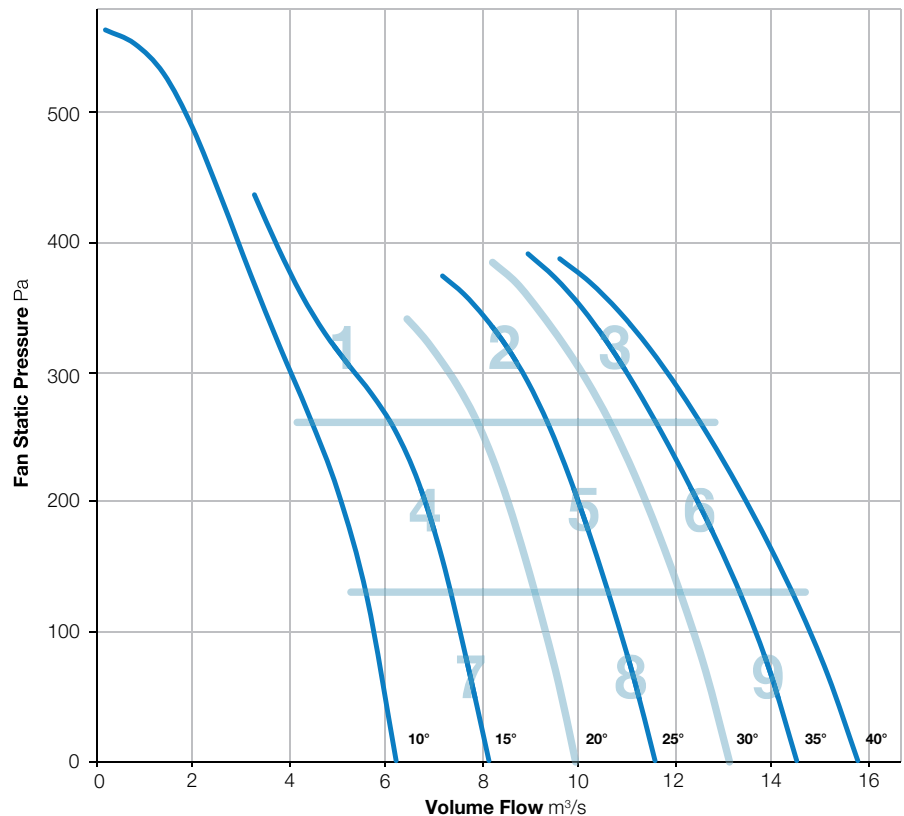
BS ISO 13347-2:2004

Type D installation

Form B



Elta Fans Limited certifies that the Axial Fans shown herein are licensed to bear the AMCA Seal. The ratings shown are based on tests and procedures performed in accordance with AMCA Publications 211 & 311 and comply with the requirements of the AMCA Certified Ratings Program. Performance certified is for Installation Type D: Ducted Inlet, Ducted Outlet. Performance ratings do not include the effects of appurtenances (accessories).



Zone		In-duct Sound Power Level (SWL) re 1pW									SPL dBA @ 3m*
		63Hz	125Hz	250Hz	500Hz	1kHz	2kHz	4kHz	8kHz	Total	
1	Inlet	94	102	99	93	86	80	74	70	105	74
	Outlet	95	101	99	94	86	80	74	71	104	74
2	Inlet	89	95	91	93	88	82	77	69	99	73
	Outlet	89	95	91	93	89	83	78	71	99	73
3	Inlet	90	95	88	90	86	80	76	71	98	70
	Outlet	89	94	90	91	87	81	78	75	98	71
4	Inlet	83	89	86	91	85	80	74	70	95	70
	Outlet	84	91	87	92	86	82	77	72	96	71
5	Inlet	87	92	85	91	84	81	73	69	96	70
	Outlet	87	92	86	91	85	81	76	72	96	70
6	Inlet	88	95	86	91	84	81	76	72	98	70
	Outlet	88	94	86	91	85	81	77	77	97	71
7	Inlet	87	88	84	90	84	78	77	70	94	69
	Outlet	86	91	86	89	84	80	77	71	95	69
8	Inlet	89	93	84	91	85	81	78	72	97	71
	Outlet	88	92	85	90	85	82	79	73	96	70
9	Inlet	90	91	86	89	85	84	81	76	96	71
	Outlet	92	92	86	90	86	84	82	78	97	71

*Sound Pressure Level (SPL) is average spherical free-field re 20μPa, for comparative use only. dBA levels are not licensed by AMCA International.

Power rating (watts, kW or BHP) does not include transmission losses.

The sound power level ratings shown are in decibels, referred to 10⁻¹² watts, calculated per AMCA Standard 301. Values shown are for inlet L_{wa} and outlet L_{wo} sound power levels for Installation Type D: ducted inlet, ducted outlet. Ratings include the effect of duct end correction.



1000-182-3

1440 r/min



Nominal Diameter

1000mm



Hub Type

182



Number of Blades

3



BS ISO 5801:2017

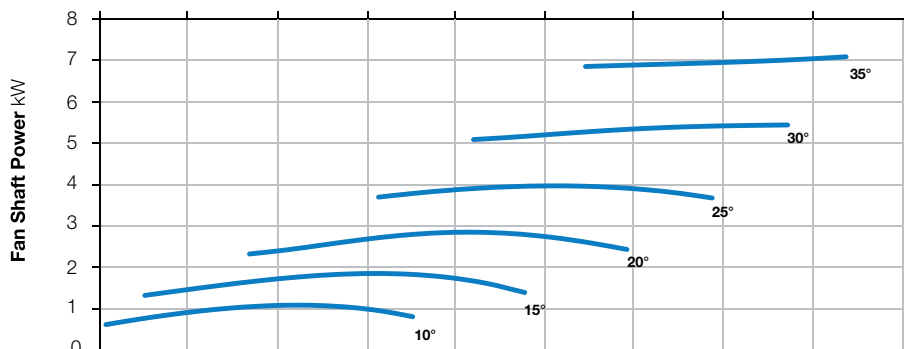
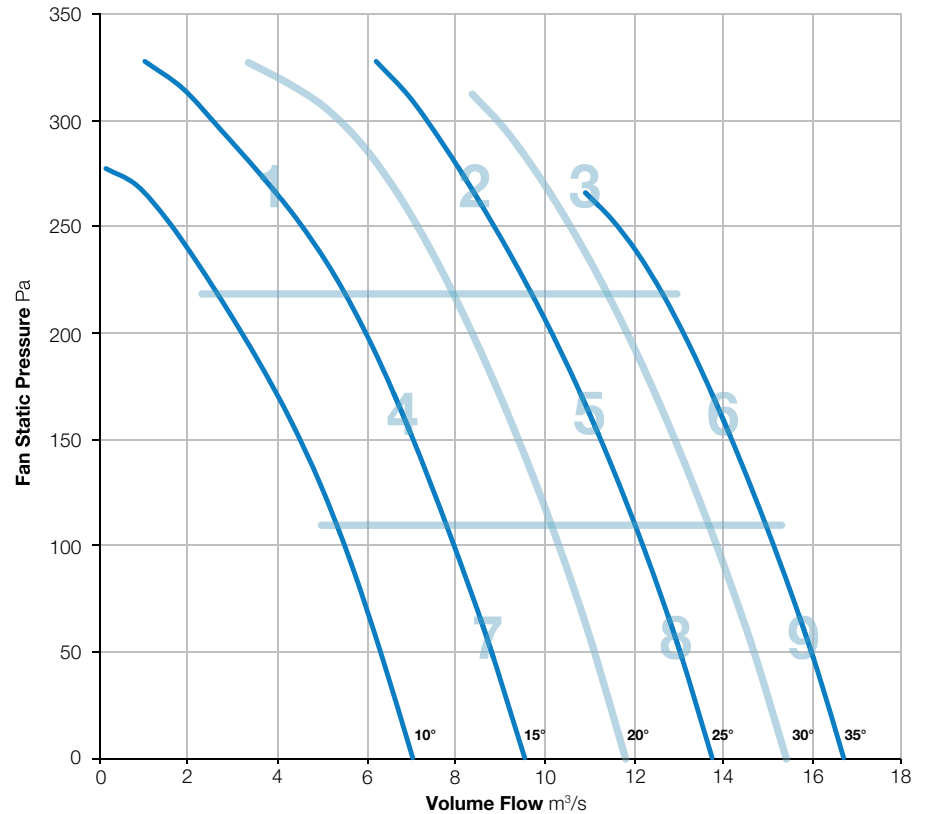
BS EN ISO 5136:2009

Type D installation

Form B



Elta Fans Limited certifies that the Axial Fans shown herein are licensed to bear the AMCA Seal. The ratings shown are based on tests and procedures performed in accordance with AMCA Publication 211 and comply with the requirements of the AMCA Certified Ratings Program. Performance certified is for Installation Type D: Ducted Inlet, Ducted Outlet. Performance ratings do not include the effects of appurtenances (accessories).



Zone		In-duct Sound Power Level (SWL) re 1pW									SPL dBA @ 3m*
		63Hz	125Hz	250Hz	500Hz	1kHz	2kHz	4kHz	8kHz	Total	
1	Inlet	For sound data please contact Elta Fans.									
	Outlet										
2	Inlet										
	Outlet										
3	Inlet										
	Outlet										
4	Inlet										
	Outlet										
5	Inlet										
	Outlet										
6	Inlet										
	Outlet										
7	Inlet										
	Outlet										
8	Inlet										
	Outlet										
9	Inlet										
	Outlet										

For sound data please contact Elta Fans.

*Sound Pressure Level (SPL) is average spherical free-field re 20µPa, for comparative use only.
Power rating (watts, kW or BHP) does not include transmission losses.
The AMCA certified ratings seal applies to air performance only.



1000-182-6

1440 r/min



Nominal Diameter

1000mm



Hub Type

182



Number of Blades

6



BS ISO 5801:2017

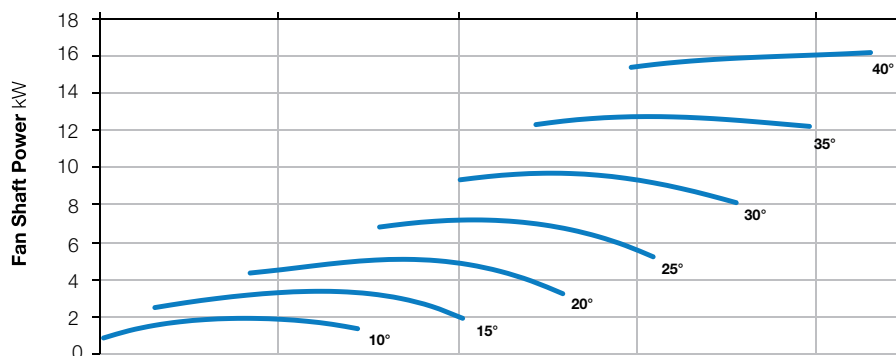
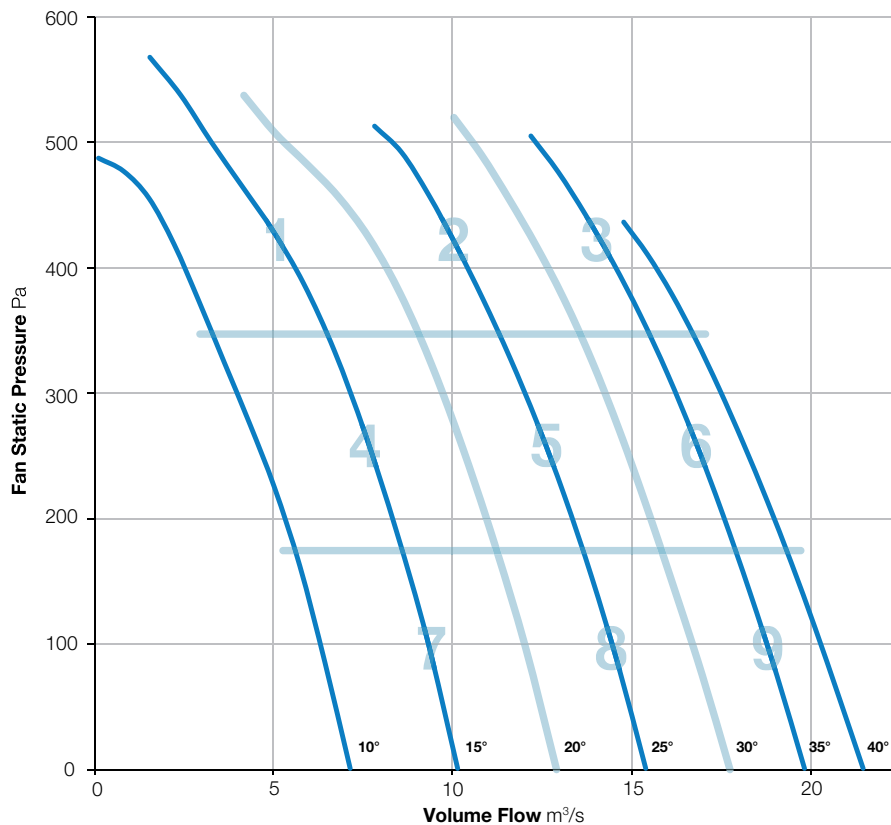
BS EN ISO 5136:2009

Type D installation

Form B



Elta Fans Limited certifies that the Axial Fans shown herein are licensed to bear the AMCA Seal. The ratings shown are based on tests and procedures performed in accordance with AMCA Publication 211 and comply with the requirements of the AMCA Certified Ratings Program. Performance certified is for Installation Type D: Ducted Inlet, Ducted Outlet. Performance ratings do not include the effects of appurtenances (accessories).



Zone		In-duct Sound Power Level (SWL) re 1pW								SPL dBA @ 3m*
		63Hz	125Hz	250Hz	500Hz	1kHz	2kHz	4kHz	8kHz	Total
1	Inlet	For sound data please contact Elta Fans.								
	Outlet									
2	Inlet									
	Outlet									
3	Inlet									
	Outlet									
4	Inlet									
	Outlet									
5	Inlet									
	Outlet									
6	Inlet									
	Outlet									
7	Inlet									
	Outlet									
8	Inlet									
	Outlet									
9	Inlet									
	Outlet									

*Sound Pressure Level (SPL) is average spherical free-field re 20µPa, for comparative use only.
Power rating (watts, kW or BHP) does not include transmission losses.
The AMCA certified ratings seal applies to air performance only.



1000-251-3

1440 r/min



Nominal Diameter

1000mm



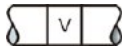
Hub Type

251



Number of Blades

3



BS ISO 5801:2017

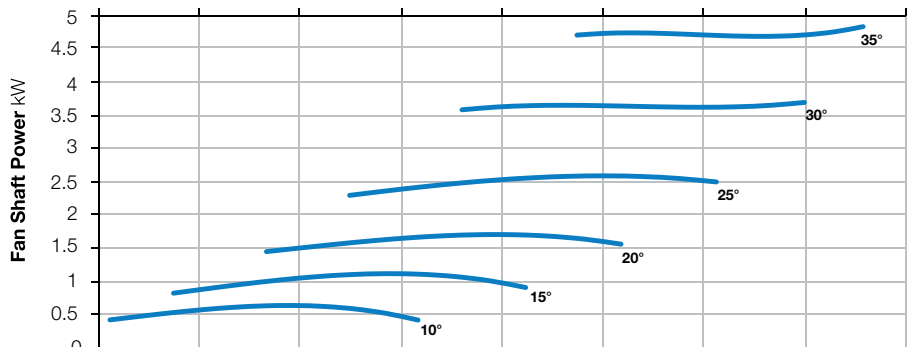
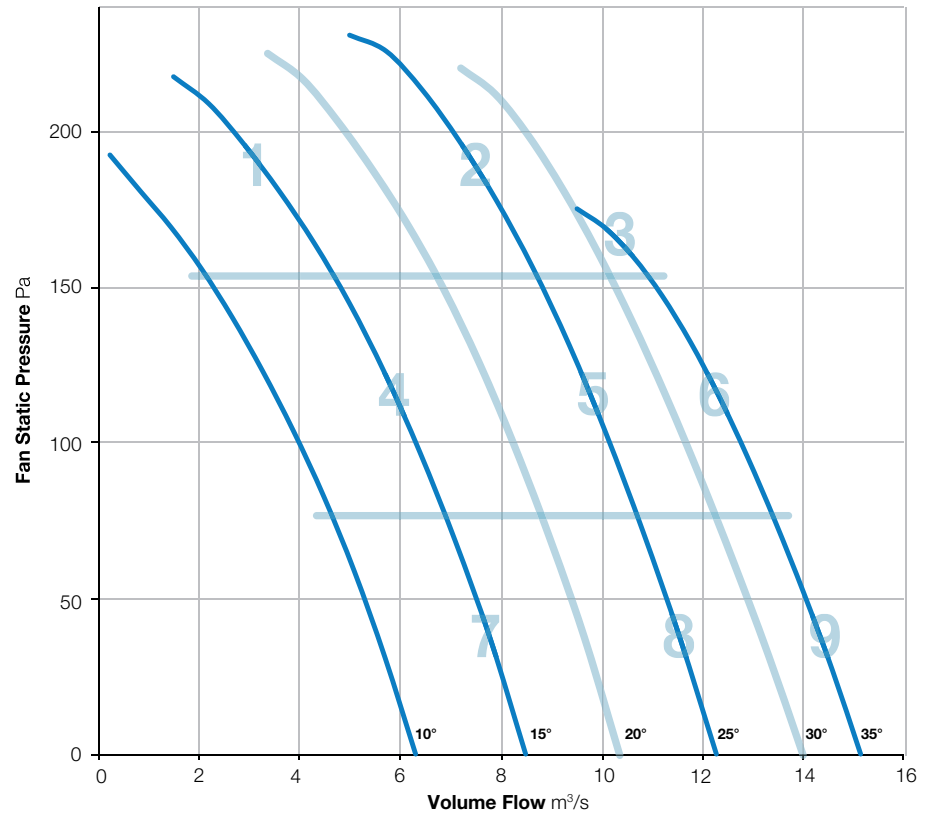
BS EN ISO 5136:2009

Type D installation

Form B



Elta Fans Limited certifies that the Axial Fans shown herein are licensed to bear the AMCA Seal. The ratings shown are based on tests and procedures performed in accordance with AMCA Publication 211 and comply with the requirements of the AMCA Certified Ratings Program. Performance certified is for Installation Type D: Ducted Inlet, Ducted Outlet. Performance ratings do not include the effects of appurtenances (accessories).



Zone		In-duct Sound Power Level (SWL) re 1pW									SPL dBA @ 3m*
		63Hz	125Hz	250Hz	500Hz	1kHz	2kHz	4kHz	8kHz	Total	
1	Inlet	86	87	98	98	93	91	87	78	102	79
	Outlet	85	86	96	95	91	88	84	76	100	76
2	Inlet	93	89	89	89	89	89	86	81	98	74
	Outlet	91	88	87	87	87	87	84	81	96	72
3	Inlet	98	94	95	94	93	93	90	81	103	78
	Outlet	97	92	94	92	91	90	88	85	101	76
4	Inlet	87	83	87	91	89	93	87	77	98	76
	Outlet	84	81	83	86	86	89	84	73	94	72
5	Inlet	94	89	89	88	89	88	85	79	98	73
	Outlet	94	89	87	88	88	87	84	80	98	73
6	Inlet	99	93	93	93	93	93	90	82	103	78
	Outlet	98	92	92	91	91	90	88	85	101	76
7	Inlet	86	81	84	89	87	95	88	74	98	77
	Outlet	84	79	80	82	83	91	84	70	94	73
8	Inlet	94	89	89	88	89	88	85	79	98	73
	Outlet	94	89	87	88	88	87	84	80	98	73
9	Inlet	99	93	93	93	93	93	90	82	103	78
	Outlet	98	92	92	91	91	90	88	85	101	76

*Sound Pressure Level (SPL) is average spherical free-field re 20μPa, for comparative use only.
Power rating (watts, kW or BHP) does not include transmission losses.
The AMCA certified ratings seal applies to air performance only.



1000-251-6

1440 r/min



Nominal Diameter

1000mm



Hub Type

251



Number of Blades

6



BS ISO 5801:2017

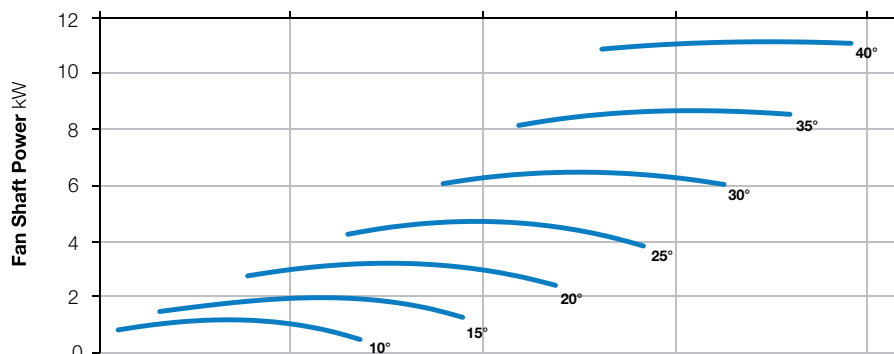
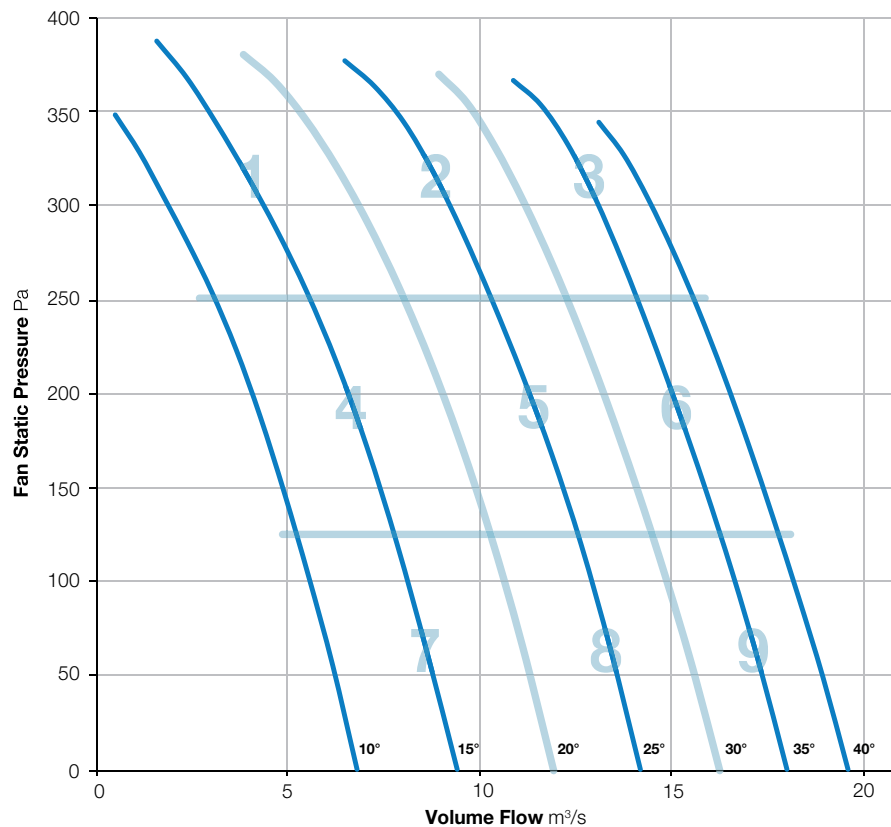
BS EN ISO 5136:2009

Type D installation

Form B



Elta Fans Limited certifies that the Axial Fans shown herein are licensed to bear the AMCA Seal. The ratings shown are based on tests and procedures performed in accordance with AMCA Publication 211 and comply with the requirements of the AMCA Certified Ratings Program. Performance certified is for Installation Type D: Ducted Inlet, Ducted Outlet. Performance ratings do not include the effects of appurtenances (accessories).



Zone		In-duct Sound Power Level (SWL) re 1pW									SPL dBA @ 3m*
		63Hz	125Hz	250Hz	500Hz	1kHz	2kHz	4kHz	8kHz	Total	
1	Inlet	90	94	101	95	92	91	87	78	104	78
	Outlet	89	95	101	95	92	90	86	78	104	78
2	Inlet	97	92	103	101	98	95	91	85	107	83
	Outlet	95	91	101	99	97	93	89	85	105	81
3	Inlet	102	95	97	95	97	97	93	88	106	82
	Outlet	100	94	95	94	95	95	92	88	104	80
4	Inlet	93	86	94	97	97	100	93	81	104	83
	Outlet	91	85	92	95	96	97	91	80	102	81
5	Inlet	97	90	91	90	91	91	88	81	101	76
	Outlet	95	89	89	89	89	89	86	80	99	74
6	Inlet	102	95	95	93	94	94	90	85	105	79
	Outlet	100	94	93	92	92	92	89	85	103	77
7	Inlet	93	85	89	88	91	99	93	78	102	81
	Outlet	90	84	85	86	88	94	90	75	98	77
8	Inlet	99	91	93	90	92	93	90	82	102	77
	Outlet	97	90	90	89	90	90	87	81	100	75
9	Inlet	102	95	95	93	94	94	90	85	105	79
	Outlet	100	94	93	92	92	92	89	85	103	77

*Sound Pressure Level (SPL) is average spherical free-field re 20μPa, for comparative use only.
Power rating (watts, kW or BHP) does not include transmission losses.
The AMCA certified ratings seal applies to air performance only.



1000-251-9

1440 r/min



Nominal Diameter

1000mm



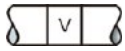
Hub Type

251



Number of Blades

9



BS ISO 5801:2017

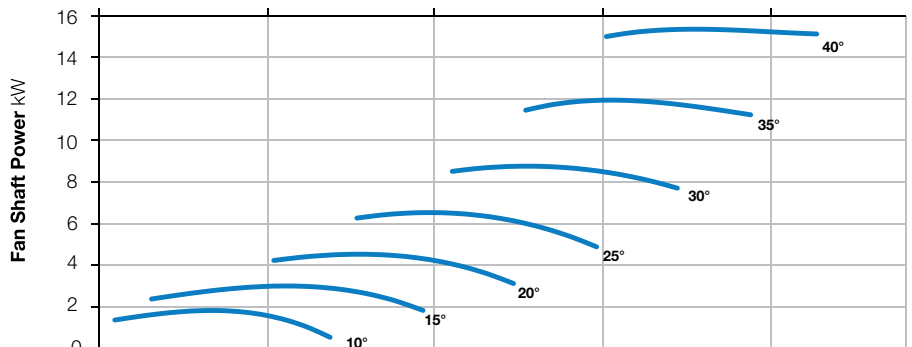
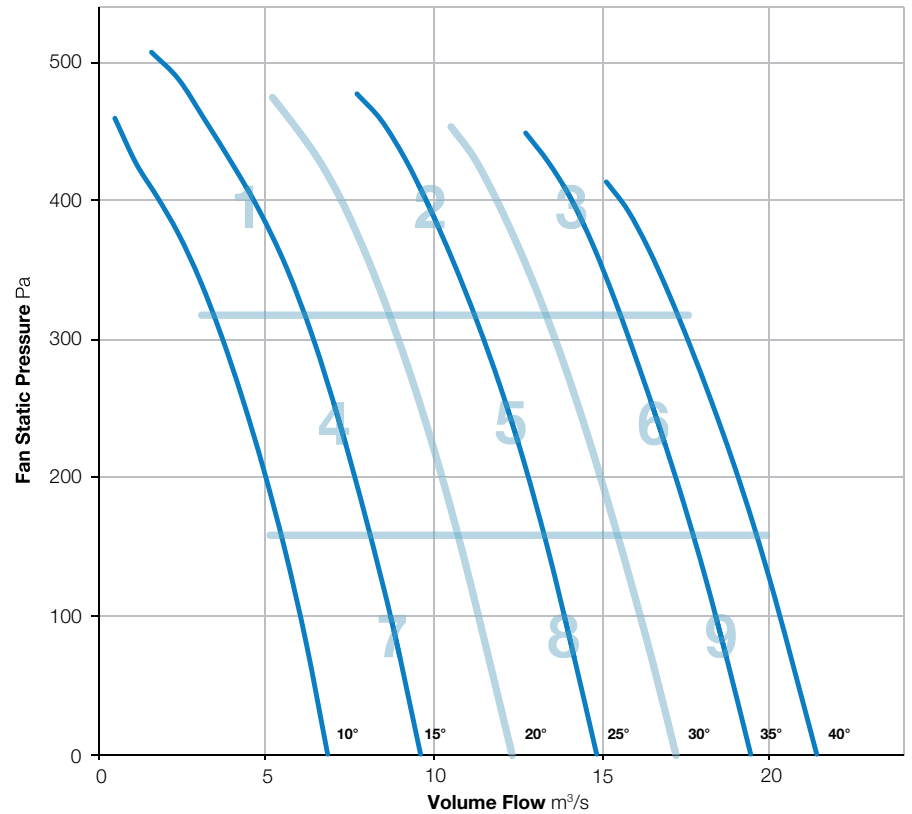
BS EN ISO 5136:2009

Type D installation

Form B



Elta Fans Limited certifies that the Axial Fans shown herein are licensed to bear the AMCA Seal. The ratings shown are based on tests and procedures performed in accordance with AMCA Publication 211 and comply with the requirements of the AMCA Certified Ratings Program. Performance certified is for Installation Type D: Ducted Inlet, Ducted Outlet. Performance ratings do not include the effects of appurtenances (accessories).



Zone		In-duct Sound Power Level (SWL) re 1pW									SPL dBA @ 3m*
		63Hz	125Hz	250Hz	500Hz	1kHz	2kHz	4kHz	8kHz	Total	
1	Inlet	92	93	104	100	98	99	93	81	107	84
	Outlet	91	92	101	99	97	96	90	80	105	82
2	Inlet	93	92	98	100	98	97	92	84	105	83
	Outlet	93	91	97	99	98	96	92	85	105	82
3	Inlet	101	97	98	99	98	98	94	87	107	83
	Outlet	100	95	96	97	97	96	93	88	105	82
4	Inlet	86	86	91	93	96	100	93	79	103	83
	Outlet	85	85	89	92	95	97	91	78	101	80
5	Inlet	96	94	93	92	95	98	93	82	103	81
	Outlet	95	92	91	91	93	95	91	82	101	79
6	Inlet	103	99	97	97	98	97	93	87	107	82
	Outlet	101	97	95	96	97	95	92	87	105	81
7	Inlet	89	88	89	89	92	98	94	74	101	81
	Outlet	87	86	87	87	90	95	91	77	99	78
8	Inlet	96	93	92	91	94	98	93	81	103	81
	Outlet	95	91	90	90	92	95	90	80	101	78
9	Inlet	103	99	97	97	98	97	93	87	107	82
	Outlet	101	97	95	96	97	95	92	87	105	81

*Sound Pressure Level (SPL) is average spherical free-field re 20μPa, for comparative use only.
Power rating (watts, kW or BHP) does not include transmission losses.
The AMCA certified ratings seal applies to air performance only.



1000-251-12

1440 r/min



Nominal Diameter

1000mm



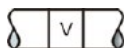
Hub Type

251



Number of Blades

12



BS ISO 5801:2017

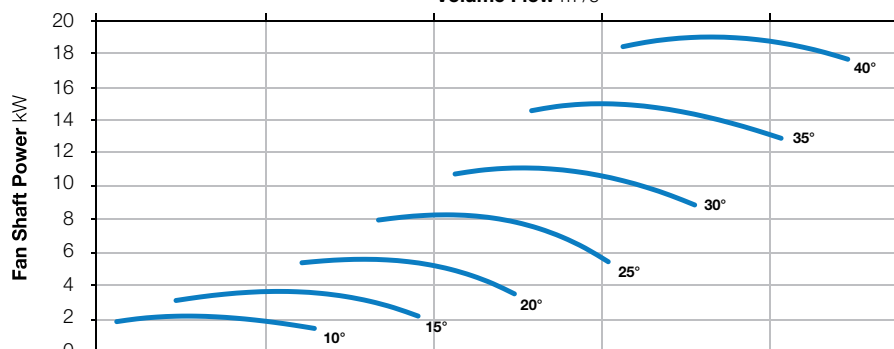
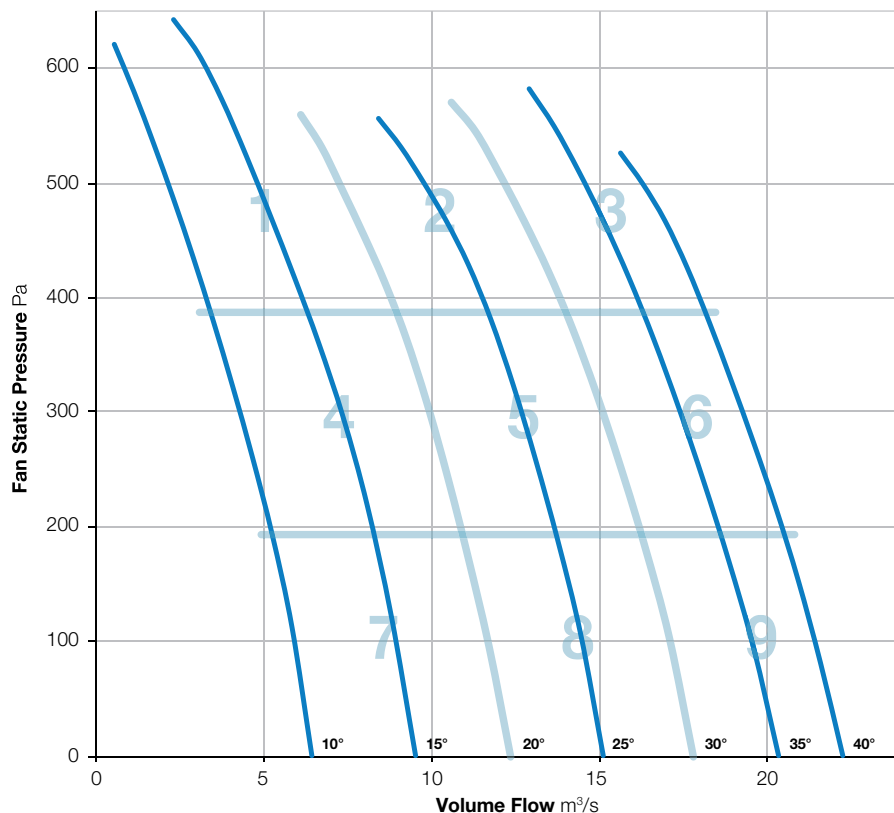
BS ISO 13347-2:2004

Type D installation

Form B



Elta Fans Limited certifies that the Axial Fans shown herein are licensed to bear the AMCA Seal. The ratings shown are based on tests and procedures performed in accordance with AMCA Publications 211 & 311 and comply with the requirements of the AMCA Certified Ratings Program. Performance certified is for Installation Type D: Ducted Inlet, Ducted Outlet. Performance ratings do not include the effects of appurtenances (accessories).



Zone		In-duct Sound Power Level (SWL) re 1pW									SPL dBA @ 3m*
		63Hz	125Hz	250Hz	500Hz	1kHz	2kHz	4kHz	8kHz	Total	
1	Inlet	94	92	102	103	101	97	92	87	108	85
	Outlet	92	93	100	105	100	97	92	88	108	85
2	Inlet	95	90	98	102	103	101	96	91	108	87
	Outlet	92	90	95	103	103	101	98	93	108	87
3	Inlet	96	94	100	95	97	95	96	92	105	82
	Outlet	95	99	99	95	98	95	97	95	106	83
4	Inlet	87	84	95	98	99	99	96	94	105	84
	Outlet	85	86	93	96	99	98	96	94	104	83
5	Inlet	96	90	99	92	92	91	91	90	103	78
	Outlet	95	89	97	95	96	95	92	93	104	81
6	Inlet	98	95	102	97	95	93	93	91	106	81
	Outlet	97	99	101	97	98	94	94	93	106	82
7	Inlet	89	83	92	91	93	90	93	96	101	79
	Outlet	88	85	91	91	92	88	92	95	100	78
8	Inlet	97	92	98	93	92	89	92	94	103	79
	Outlet	94	90	97	94	93	92	92	94	103	79
9	Inlet	99	99	101	99	94	93	91	89	106	81
	Outlet	98	98	101	99	98	96	94	93	107	83

*Sound Pressure Level (SPL) is average spherical free-field re 20μPa, for comparative use only. dBA levels are not licensed by AMCA International.

Power rating (watts, kW or BHP) does not include transmission losses.

The sound power level ratings shown are in decibels, referred to 10⁻¹² watts, calculated per AMCA Standard 301. Values shown are for inlet L_{wa} and outlet L_{wo} sound power levels for Installation Type D: ducted inlet, ducted outlet. Ratings include the effect of duct end correction.



1000-252-3

1440 r/min



Nominal Diameter

1000mm



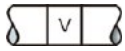
Hub Type

252



Number of Blades

3



BS ISO 5801:2017

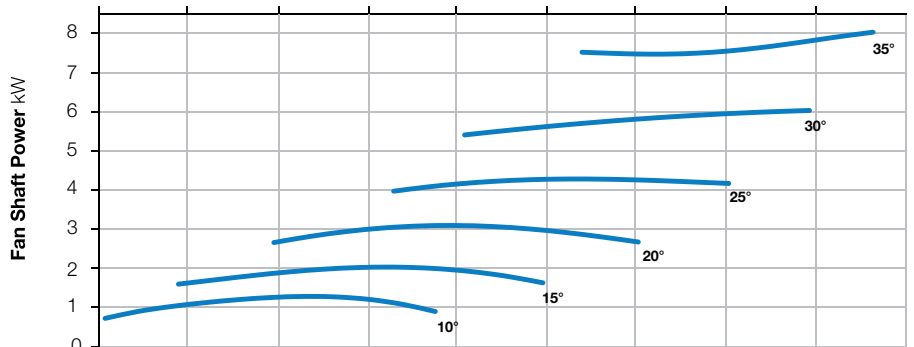
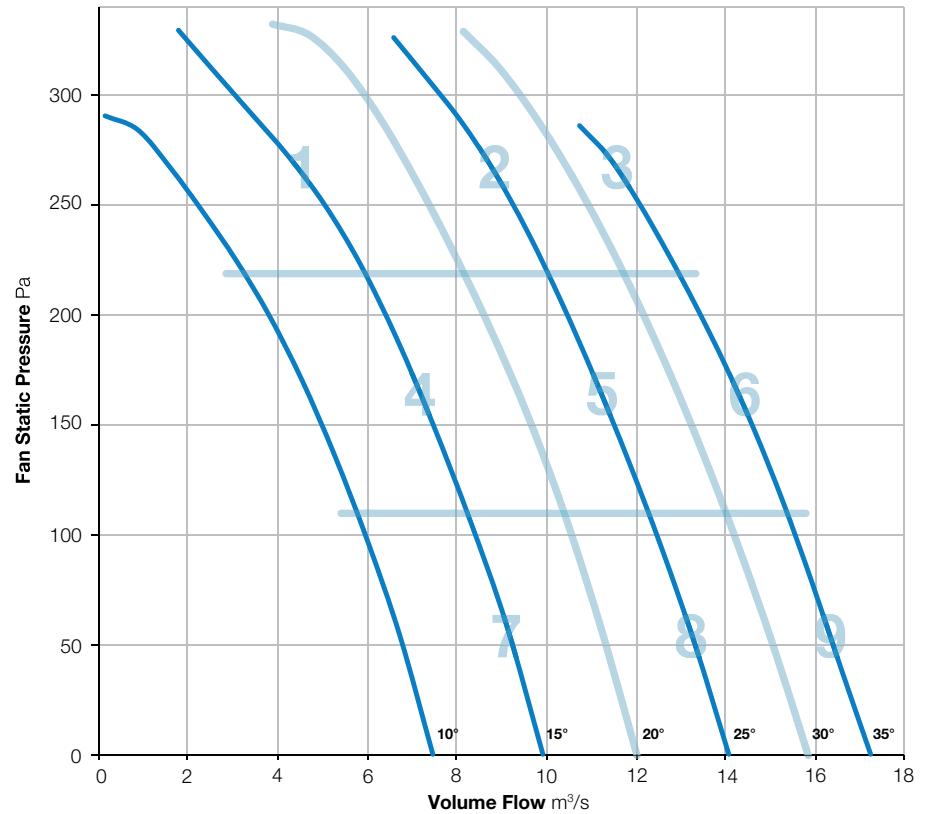
BS EN ISO 5136:2009

Type D installation

Form B



Elta Fans Limited certifies that the Axial Fans shown herein are licensed to bear the AMCA Seal. The ratings shown are based on tests and procedures performed in accordance with AMCA Publication 211 and comply with the requirements of the AMCA Certified Ratings Program. Performance certified is for Installation Type D: Ducted Inlet, Ducted Outlet. Performance ratings do not include the effects of appurtenances (accessories).



Zone		In-duct Sound Power Level (SWL) re 1pW									SPL dBA @ 3m*
		63Hz	125Hz	250Hz	500Hz	1kHz	2kHz	4kHz	8kHz	Total	
1	Inlet	For sound data please contact Elta Fans.									
	Outlet										
2	Inlet										
	Outlet										
3	Inlet										
	Outlet										
4	Inlet										
	Outlet										
5	Inlet										
	Outlet										
6	Inlet										
	Outlet										
7	Inlet										
	Outlet										
8	Inlet										
	Outlet										
9	Inlet										
	Outlet										

*Sound Pressure Level (SPL) is average spherical free-field re 20µPa, for comparative use only.
Power rating (watts, kW or BHP) does not include transmission losses.
The AMCA certified ratings seal applies to air performance only.



1000-252-6

1440 r/min



Nominal Diameter

1000mm



Hub Type

252



Number of Blades

6

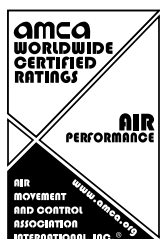


BS ISO 5801:2017

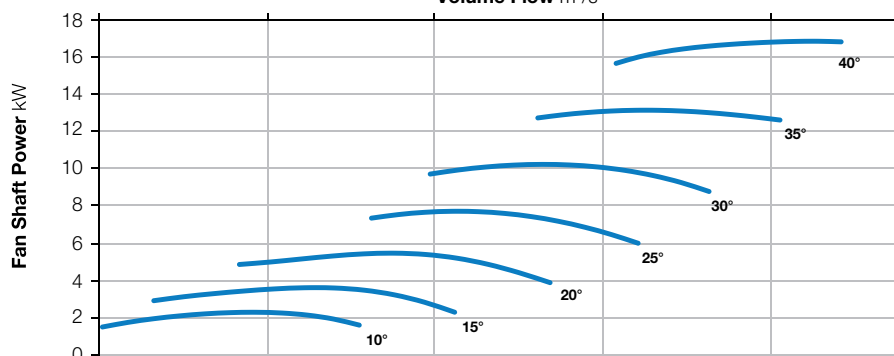
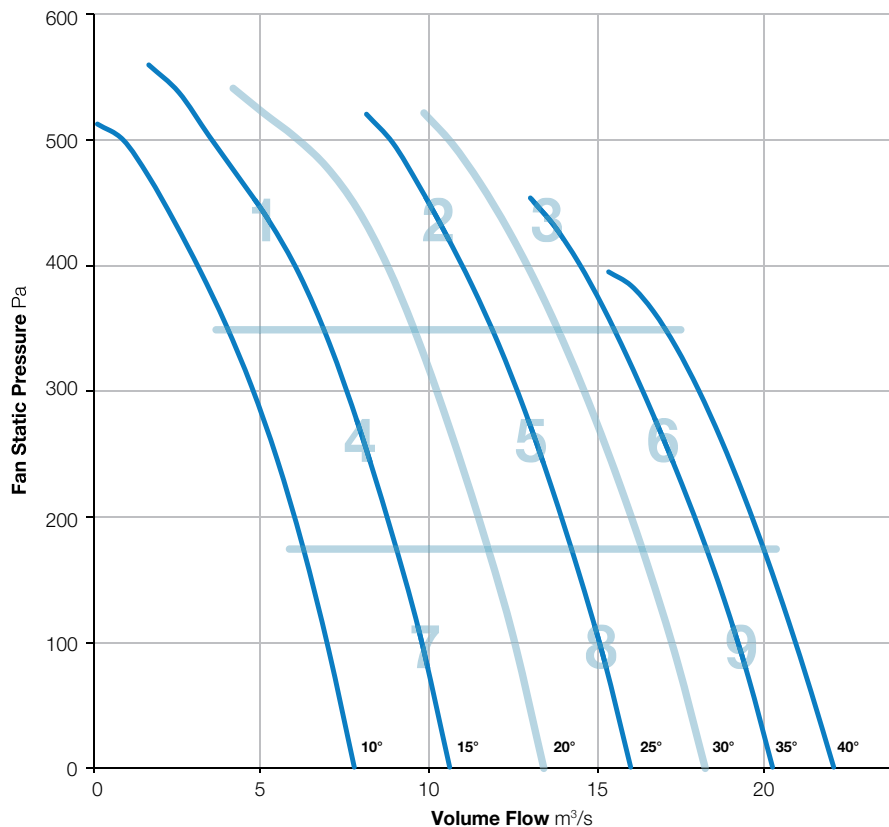
BS EN ISO 5136:2009

Type D installation

Form B



Elta Fans Limited certifies that the Axial Fans shown herein are licensed to bear the AMCA Seal. The ratings shown are based on tests and procedures performed in accordance with AMCA Publication 211 and comply with the requirements of the AMCA Certified Ratings Program. Performance certified is for Installation Type D: Ducted Inlet, Ducted Outlet. Performance ratings do not include the effects of appurtenances (accessories).



Zone		In-duct Sound Power Level (SWL) re 1pW								SPL dBA @ 3m*
		63Hz	125Hz	250Hz	500Hz	1kHz	2kHz	4kHz	8kHz	Total
1	Inlet	For sound data please contact Elta Fans.								
	Outlet									
2	Inlet									
	Outlet									
3	Inlet									
	Outlet									
4	Inlet									
	Outlet									
5	Inlet									
	Outlet									
6	Inlet									
	Outlet									
7	Inlet									
	Outlet									
8	Inlet									
	Outlet									
9	Inlet									
	Outlet									

*Sound Pressure Level (SPL) is average spherical free-field re 20μPa, for comparative use only.
Power rating (watts, kW or BHP) does not include transmission losses.
The AMCA certified ratings seal applies to air performance only.



1000-252-9

1440 r/min



Nominal Diameter

1000mm



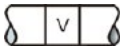
Hub Type

252



Number of Blades

9



BS ISO 5801:2017

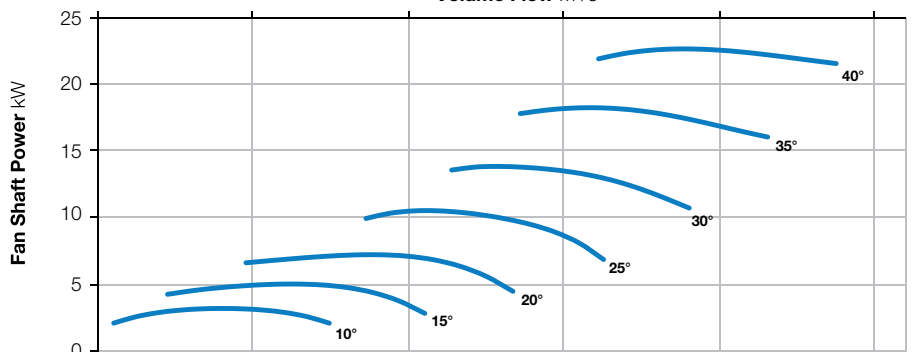
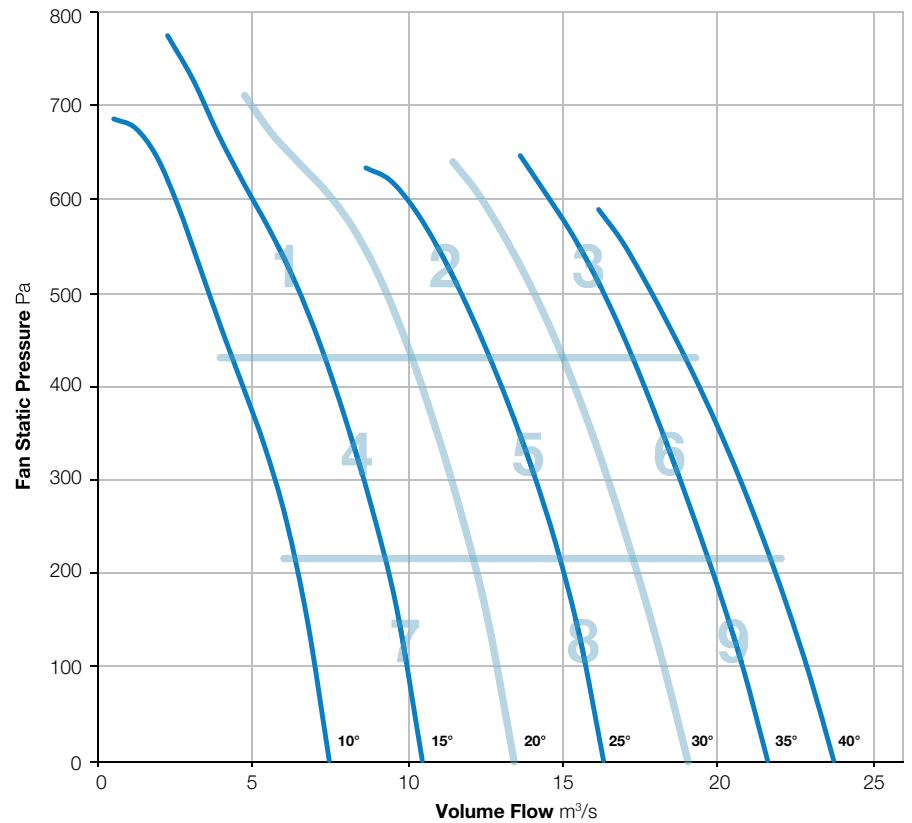
BS EN ISO 5136:2009

Type D installation

Form B



Elta Fans Limited certifies that the Axial Fans shown herein are licensed to bear the AMCA Seal. The ratings shown are based on tests and procedures performed in accordance with AMCA Publication 211 and comply with the requirements of the AMCA Certified Ratings Program. Performance certified is for Installation Type D: Ducted Inlet, Ducted Outlet. Performance ratings do not include the effects of appurtenances (accessories).



Zone		In-duct Sound Power Level (SWL) re 1pW									SPL dBA @ 3m*
		63Hz	125Hz	250Hz	500Hz	1kHz	2kHz	4kHz	8kHz	Total	
1	Inlet										
	Outlet										
2	Inlet										
	Outlet										
3	Inlet										
	Outlet										
4	Inlet										
	Outlet										
5	Inlet										
	Outlet										
6	Inlet										
	Outlet										
7	Inlet										
	Outlet										
8	Inlet										
	Outlet										
9	Inlet										
	Outlet										

For sound data please contact Elta Fans.

*Sound Pressure Level (SPL) is average spherical free-field re 20µPa, for comparative use only.
Power rating (watts, kW or BHP) does not include transmission losses.
The AMCA certified ratings seal applies to air performance only.



1000-352-3

1440 r/min



Nominal Diameter

1000mm



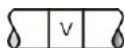
Hub Type

352



Number of Blades

3

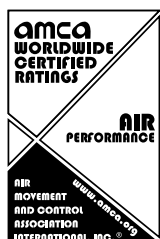


BS ISO 5801:2017

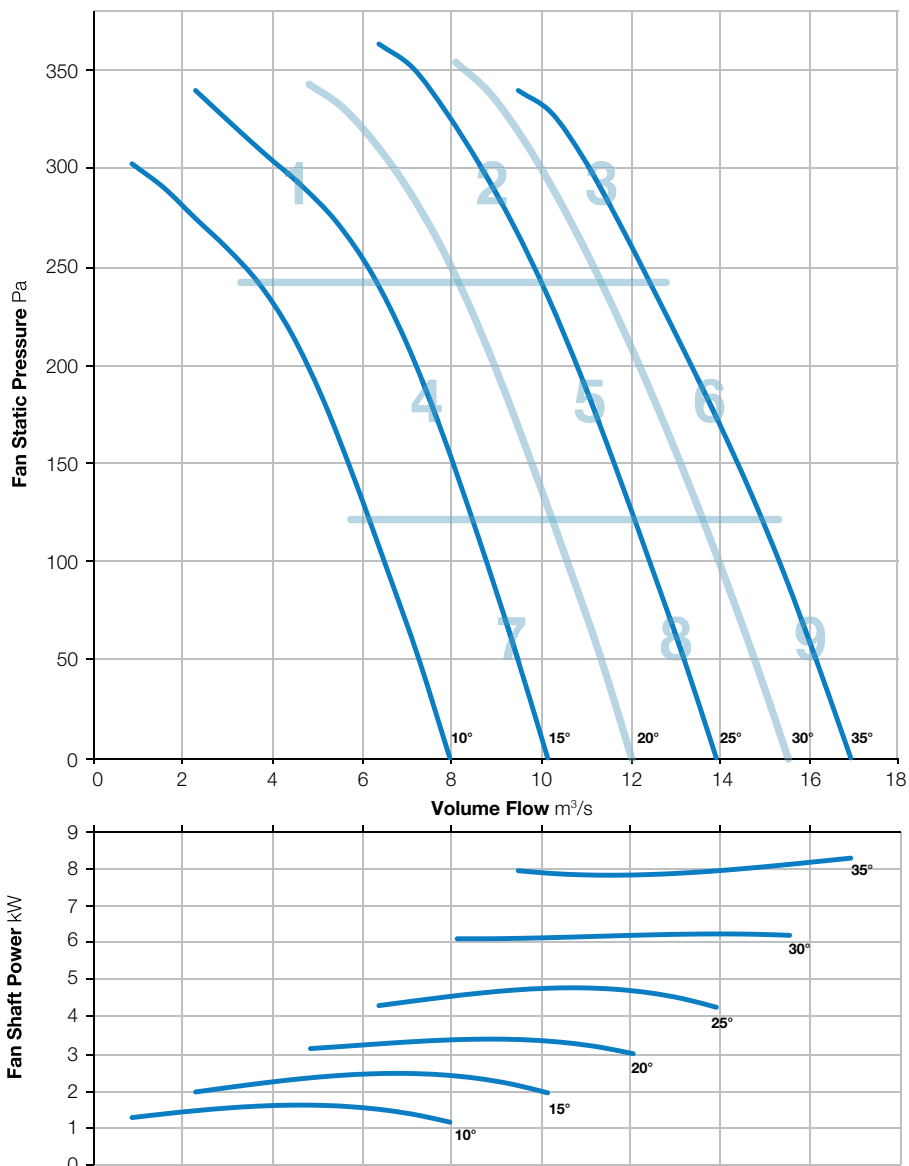
BS EN ISO 5136:2009

Type D installation

Form B



Elta Fans Limited certifies that the Axial Fans shown herein are licensed to bear the AMCA Seal. The ratings shown are based on tests and procedures performed in accordance with AMCA Publication 211 and comply with the requirements of the AMCA Certified Ratings Program. Performance certified is for Installation Type D: Ducted Inlet, Ducted Outlet. Performance ratings do not include the effects of appurtenances (accessories).



Zone		In-duct Sound Power Level (SWL) re 1pW									SPL dBA @ 3m*
		63Hz	125Hz	250Hz	500Hz	1kHz	2kHz	4kHz	8kHz	Total	
1	Inlet	96	90	91	97	96	90	84	78	102	79
	Outlet	96	90	89	95	95	89	84	79	101	77
2	Inlet	100	91	90	90	87	85	82	78	102	72
	Outlet	99	92	89	88	86	84	81	80	101	71
3	Inlet	103	95	92	92	90	89	85	82	105	75
	Outlet	102	94	92	91	89	88	85	85	104	74
4	Inlet	95	88	87	89	85	84	84	80	98	71
	Outlet	97	89	86	86	84	83	83	79	99	70
5	Inlet	99	91	90	90	87	84	82	77	101	72
	Outlet	98	93	89	88	86	83	81	78	100	71
6	Inlet	102	94	91	92	90	88	85	81	104	75
	Outlet	100	95	92	91	89	87	85	83	103	74
7	Inlet	96	89	88	90	87	85	85	81	99	72
	Outlet	100	90	87	88	86	85	84	79	101	72
8	Inlet	96	90	89	90	88	85	83	81	99	73
	Outlet	97	90	89	88	86	85	83	81	99	72
9	Inlet	101	95	91	92	91	88	84	82	103	75
	Outlet	102	95	91	91	90	88	85	83	104	75

*Sound Pressure Level (SPL) is average spherical free-field re 20μPa, for comparative use only.
Power rating (watts, kW or BHP) does not include transmission losses.
The AMCA certified ratings seal applies to air performance only.



1000-352-6

1440 r/min



Nominal Diameter

1000mm



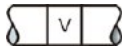
Hub Type

352



Number of Blades

6



BS ISO 5801:2017

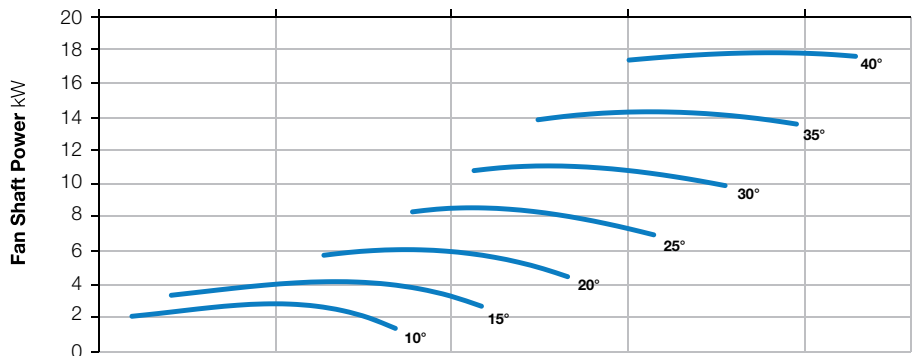
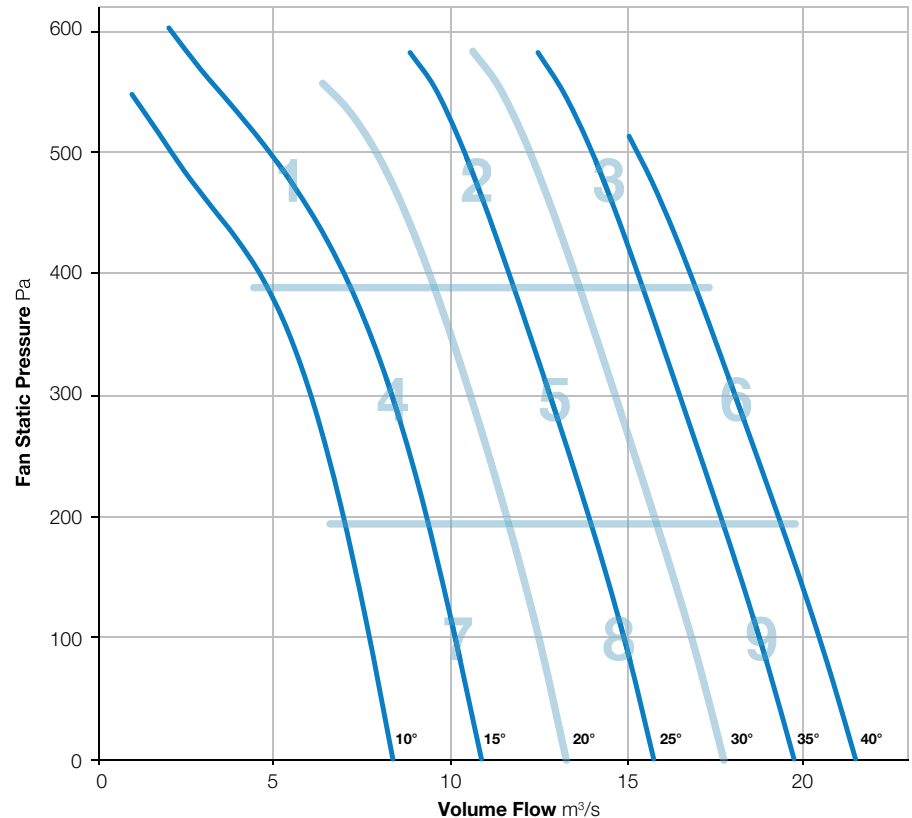
BS EN ISO 5136:2009

Type D installation

Form B



Elta Fans Limited certifies that the Axial Fans shown herein are licensed to bear the AMCA Seal. The ratings shown are based on tests and procedures performed in accordance with AMCA Publication 211 and comply with the requirements of the AMCA Certified Ratings Program. Performance certified is for Installation Type D: Ducted Inlet, Ducted Outlet. Performance ratings do not include the effects of appurtenances (accessories).



Zone		In-duct Sound Power Level (SWL) re 1pW									SPL dBA @ 3m*
		63Hz	125Hz	250Hz	500Hz	1kHz	2kHz	4kHz	8kHz	Total	
1	Inlet	87	90	91	100	99	94	87	80	104	82
	Outlet	88	91	90	98	98	93	86	80	103	81
2	Inlet	94	96	92	93	90	88	85	80	101	75
	Outlet	94	97	92	91	90	87	85	82	101	74
3	Inlet	99	97	95	95	93	91	87	84	104	78
	Outlet	99	99	94	94	93	91	88	86	104	78
4	Inlet	89	93	90	92	90	90	89	84	99	76
	Outlet	90	93	89	91	89	89	87	83	99	75
5	Inlet	94	96	93	93	90	89	86	81	101	75
	Outlet	94	97	92	91	90	88	85	81	101	75
6	Inlet	98	98	95	95	94	91	87	84	104	78
	Outlet	98	100	95	94	93	91	87	85	104	78
7	Inlet	90	93	91	93	91	90	90	87	100	77
	Outlet	90	94	90	91	89	89	89	84	99	75
8	Inlet	96	98	94	94	91	90	88	84	103	77
	Outlet	96	97	93	92	92	90	87	83	102	76
9	Inlet	99	99	96	95	94	91	87	82	104	78
	Outlet	100	100	95	93	94	91	87	84	105	78

*Sound Pressure Level (SPL) is average spherical free-field re 20μPa, for comparative use only.
Power rating (watts, kW or BHP) does not include transmission losses.
The AMCA certified ratings seal applies to air performance only.



1000-352-9

1440 r/min



Nominal Diameter

1000mm



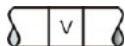
Hub Type

352



Number of Blades

9



BS ISO 5801:2017

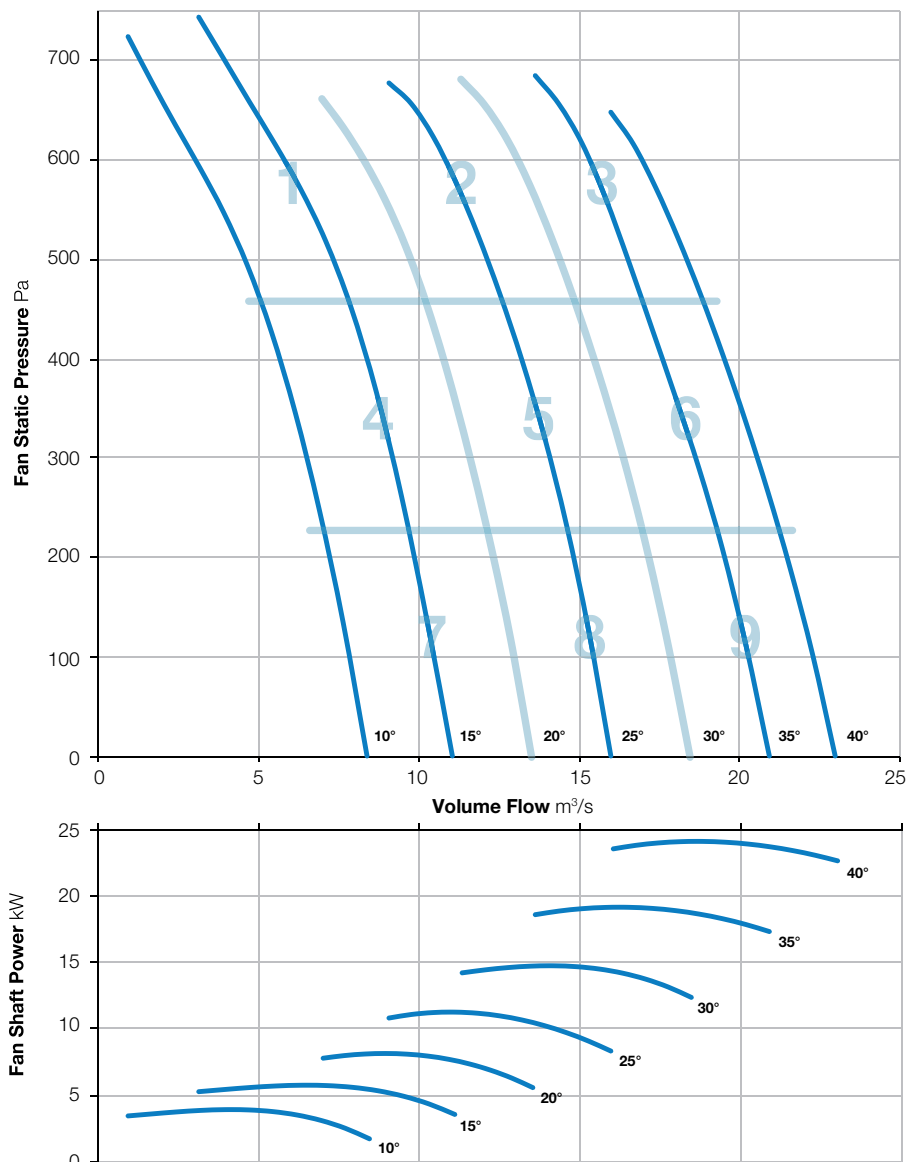
BS EN ISO 5136:2009

Type D installation

Form B



Elta Fans Limited certifies that the Axial Fans shown herein are licensed to bear the AMCA Seal. The ratings shown are based on tests and procedures performed in accordance with AMCA Publication 211 and comply with the requirements of the AMCA Certified Ratings Program. Performance certified is for Installation Type D: Ducted Inlet, Ducted Outlet. Performance ratings do not include the effects of appurtenances (accessories).



Zone		In-duct Sound Power Level (SWL) re 1pW									SPL dBA @ 3m*
		63Hz	125Hz	250Hz	500Hz	1kHz	2kHz	4kHz	8kHz	Total	
1	Inlet	96	92	94	100	100	96	89	82	105	83
	Outlet	98	93	93	99	99	95	89	82	105	82
2	Inlet	98	93	95	96	95	93	89	83	103	79
	Outlet	99	95	94	95	95	93	90	84	104	79
3	Inlet	101	97	98	97	96	93	89	84	106	80
	Outlet	102	97	96	96	95	93	90	86	105	79
4	Inlet	95	88	91	92	91	93	91	86	101	78
	Outlet	96	89	90	91	90	92	91	85	100	77
5	Inlet	97	92	93	93	90	89	86	81	101	75
	Outlet	96	93	93	92	90	89	85	81	101	75
6	Inlet	101	97	98	96	95	92	87	83	105	79
	Outlet	101	98	97	94	94	92	88	85	105	78
7	Inlet	95	88	92	93	91	91	91	86	101	77
	Outlet	96	90	91	91	90	90	90	84	100	76
8	Inlet	99	94	95	94	91	91	88	84	103	77
	Outlet	99	95	95	93	91	90	87	82	103	76
9	Inlet	105	99	104	97	97	94	88	82	109	81
	Outlet	105	99	101	96	96	94	89	85	108	80

*Sound Pressure Level (SPL) is average spherical free-field re 20μPa, for comparative use only.
Power rating (watts, kW or BHP) does not include transmission losses.
The AMCA certified ratings seal applies to air performance only.



1000-352-12

1440 r/min



Nominal Diameter

1000mm



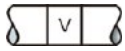
Hub Type

352



Number of Blades

12



BS ISO 5801:2017

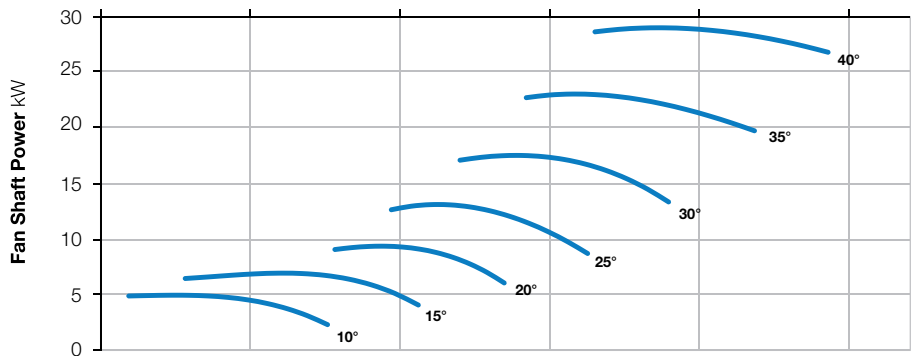
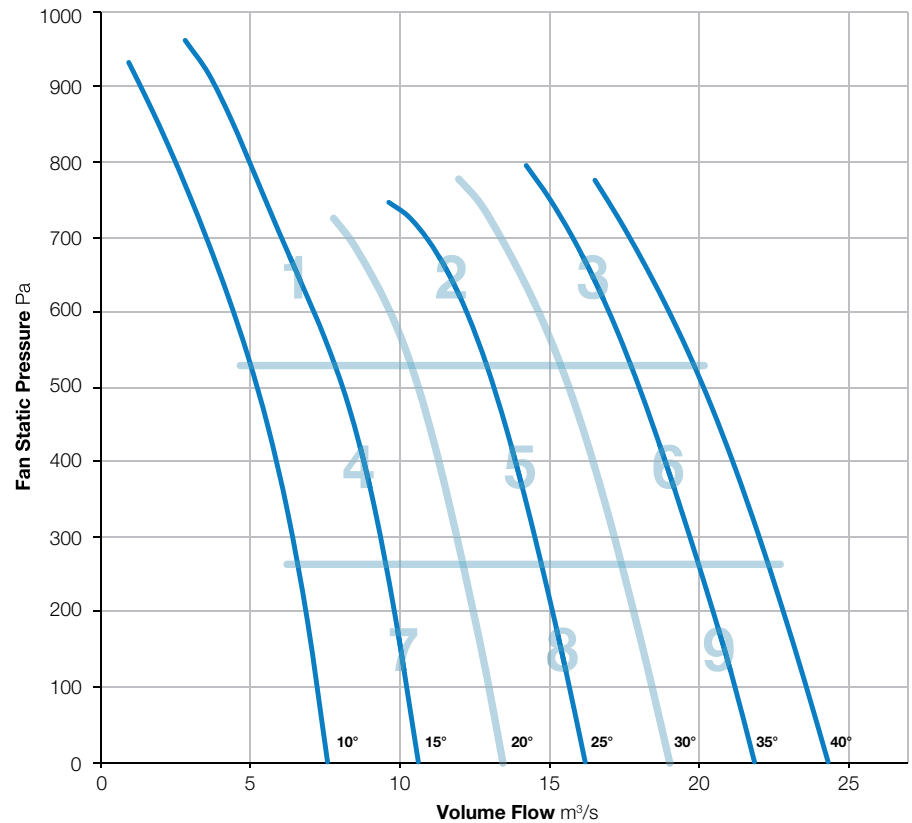
BS ISO 13347-2:2004

Type D installation

Form B



Elta Fans Limited certifies that the Axial Fans shown herein are licensed to bear the AMCA Seal. The ratings shown are based on tests and procedures performed in accordance with AMCA Publications 211 & 311 and comply with the requirements of the AMCA Certified Ratings Program. Performance certified is for Installation Type D: Ducted Inlet, Ducted Outlet. Performance ratings do not include the effects of appurtenances (accessories).



Zone		In-duct Sound Power Level (SWL) re 1pW									SPL dBA @ 3m*
		63Hz	125Hz	250Hz	500Hz	1kHz	2kHz	4kHz	8kHz	Total	
1	Inlet	93	92	101	102	99	95	90	85	106	83
	Outlet	94	92	101	101	99	96	91	87	106	83
2	Inlet	94	89	98	97	97	94	90	88	104	81
	Outlet	93	89	96	98	98	95	92	90	104	82
3	Inlet	94	94	97	96	96	93	90	88	103	80
	Outlet	97	94	98	96	97	95	93	93	105	81
4	Inlet	85	84	93	98	99	96	91	86	104	82
	Outlet	85	85	93	98	99	96	91	86	104	82
5	Inlet	93	90	95	93	92	89	86	83	100	76
	Outlet	94	91	95	93	93	90	87	86	101	77
6	Inlet	97	94	98	96	94	92	88	85	104	79
	Outlet	97	96	99	97	96	95	92	91	105	81
7	Inlet	89	87	94	94	96	93	89	88	101	79
	Outlet	88	87	95	95	95	94	91	88	102	80
8	Inlet	95	93	98	94	93	90	88	86	103	78
	Outlet	94	95	98	94	94	91	88	87	103	78
9	Inlet	99	97	101	97	94	90	87	84	105	79
	Outlet	101	97	101	97	96	93	90	88	106	80

*Sound Pressure Level (SPL) is average spherical free-field re 20µPa, for comparative use only. dBA levels are not licensed by AMCA International.

Power rating (watts, kW or BHP) does not include transmission losses.

The sound power level ratings shown are in decibels, referred to 10⁻¹² watts, calculated per AMCA Standard 301. Values shown are for inlet L_{wa} and outlet L_{wo} sound power levels for Installation Type D: ducted inlet, ducted outlet. Ratings include the effect of duct end correction.



1000-400-3

1440 r/min



Nominal Diameter

1000mm



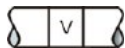
Hub Type

400



Number of Blades

3



BS ISO 5801:2017

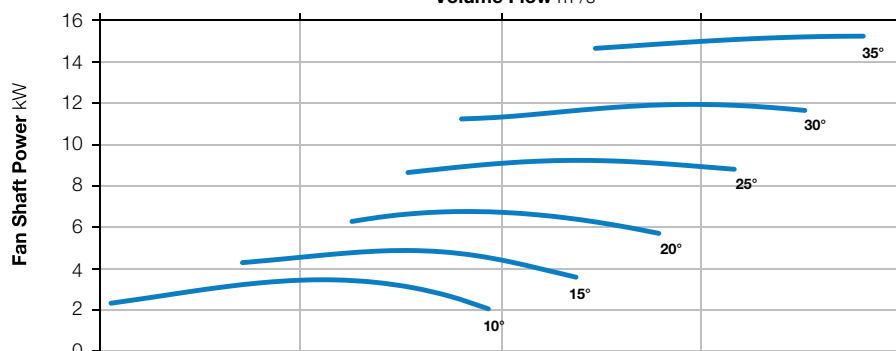
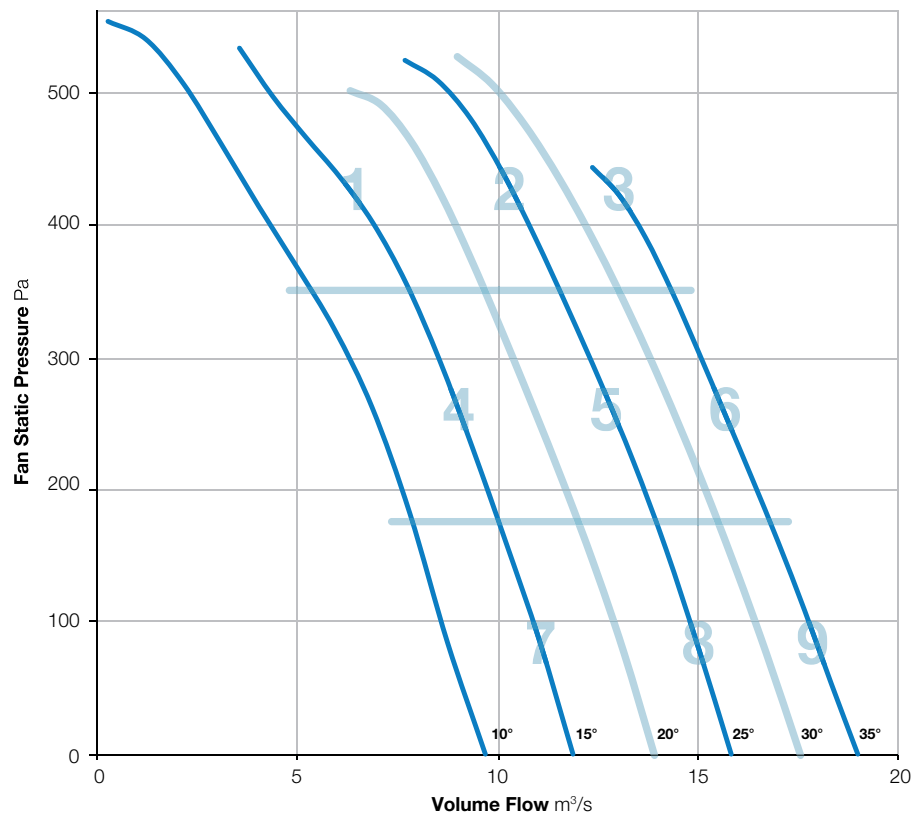
BS EN ISO 5136:2009

Type D installation

Form B



Elta Fans Limited certifies that the Axial Fans shown herein are licensed to bear the AMCA Seal. The ratings shown are based on tests and procedures performed in accordance with AMCA Publication 211 and comply with the requirements of the AMCA Certified Ratings Program. Performance certified is for Installation Type D: Ducted Inlet, Ducted Outlet. Performance ratings do not include the effects of appurtenances (accessories).



Zone		In-duct Sound Power Level (SWL) re 1pW									SPL dBA @ 3m*
		63Hz	125Hz	250Hz	500Hz	1kHz	2kHz	4kHz	8kHz	Total	
1	Inlet	98	95	93	93	93	87	83	76	102	76
	Outlet	101	93	92	93	93	87	83	77	103	76
2	Inlet	101	95	91	93	94	88	85	80	104	77
	Outlet	101	94	93	92	94	88	85	81	103	76
3	Inlet	103	97	94	95	95	89	86	82	105	78
	Outlet	103	97	94	95	96	90	88	85	106	79
4	Inlet	98	92	90	90	92	88	84	76	101	75
	Outlet	100	91	90	89	92	88	84	77	102	75
5	Inlet	102	95	91	93	94	89	84	79	104	77
	Outlet	101	94	92	92	94	89	84	80	103	76
6	Inlet	103	97	93	95	95	88	86	82	105	78
	Outlet	103	97	94	95	96	89	88	85	106	79
7	Inlet	98	91	89	90	92	88	84	75	101	75
	Outlet	98	90	90	88	92	88	83	76	101	74
8	Inlet	102	96	92	93	94	89	84	78	104	77
	Outlet	101	94	93	92	93	89	84	80	103	76
9	Inlet	104	98	93	95	95	88	86	82	106	78
	Outlet	103	97	95	95	96	89	87	85	106	79

*Sound Pressure Level (SPL) is average spherical free-field re 20μPa, for comparative use only.
Power rating (watts, kW or BHP) does not include transmission losses.
The AMCA certified ratings seal applies to air performance only.



1000-400-6

1440 r/min



Nominal Diameter

1000mm



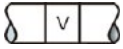
Hub Type

400



Number of Blades

6



BS ISO 5801:2017

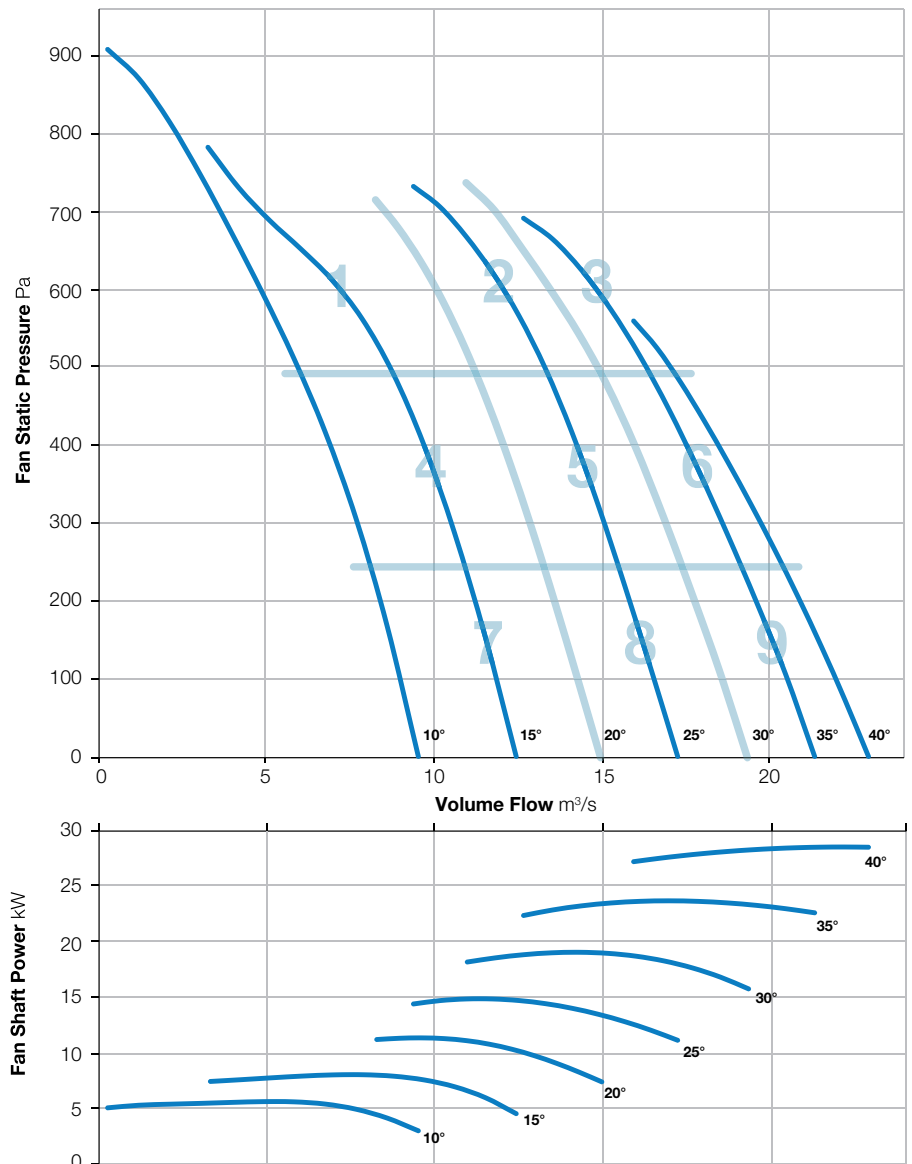
BS EN ISO 5136:2009

Type D installation

Form B



Elta Fans Limited certifies that the Axial Fans shown herein are licensed to bear the AMCA Seal. The ratings shown are based on tests and procedures performed in accordance with AMCA Publication 211 and comply with the requirements of the AMCA Certified Ratings Program. Performance certified is for Installation Type D: Ducted Inlet, Ducted Outlet. Performance ratings do not include the effects of appurtenances (accessories).



Zone		In-duct Sound Power Level (SWL) re 1pW									SPL dBA @ 3m*
		63Hz	125Hz	250Hz	500Hz	1kHz	2kHz	4kHz	8kHz	Total	
1	Inlet	97	99	101	104	100	94	87	79	108	84
	Outlet	99	98	101	104	101	94	87	80	108	84
2	Inlet	102	99	97	95	97	91	87	82	106	79
	Outlet	102	98	97	96	98	91	88	84	106	80
3	Inlet	102	99	97	98	96	92	89	84	106	80
	Outlet	103	98	98	98	96	93	90	86	107	80
4	Inlet	97	94	94	94	97	91	87	79	103	79
	Outlet	99	94	95	95	97	91	86	80	104	79
5	Inlet	99	96	95	94	96	91	86	80	104	78
	Outlet	101	97	97	95	97	91	87	81	105	79
6	Inlet	103	100	98	96	95	92	88	84	107	79
	Outlet	103	98	99	96	96	92	89	86	107	80
7	Inlet	96	93	94	93	95	91	86	78	102	78
	Outlet	96	93	93	93	95	90	86	78	102	77
8	Inlet	99	96	95	93	96	90	85	79	104	78
	Outlet	100	95	96	93	96	90	85	80	104	78
9	Inlet	97	99	95	100	97	94	90	85	105	81
	Outlet	98	100	96	98	97	94	91	89	106	81

*Sound Pressure Level (SPL) is average spherical free-field re 20μPa, for comparative use only.
Power rating (watts, kW or BHP) does not include transmission losses.
The AMCA certified ratings seal applies to air performance only.



1000-400-9

1440 r/min



Nominal Diameter

1000mm



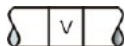
Hub Type

400



Number of Blades

9



BS ISO 5801:2017

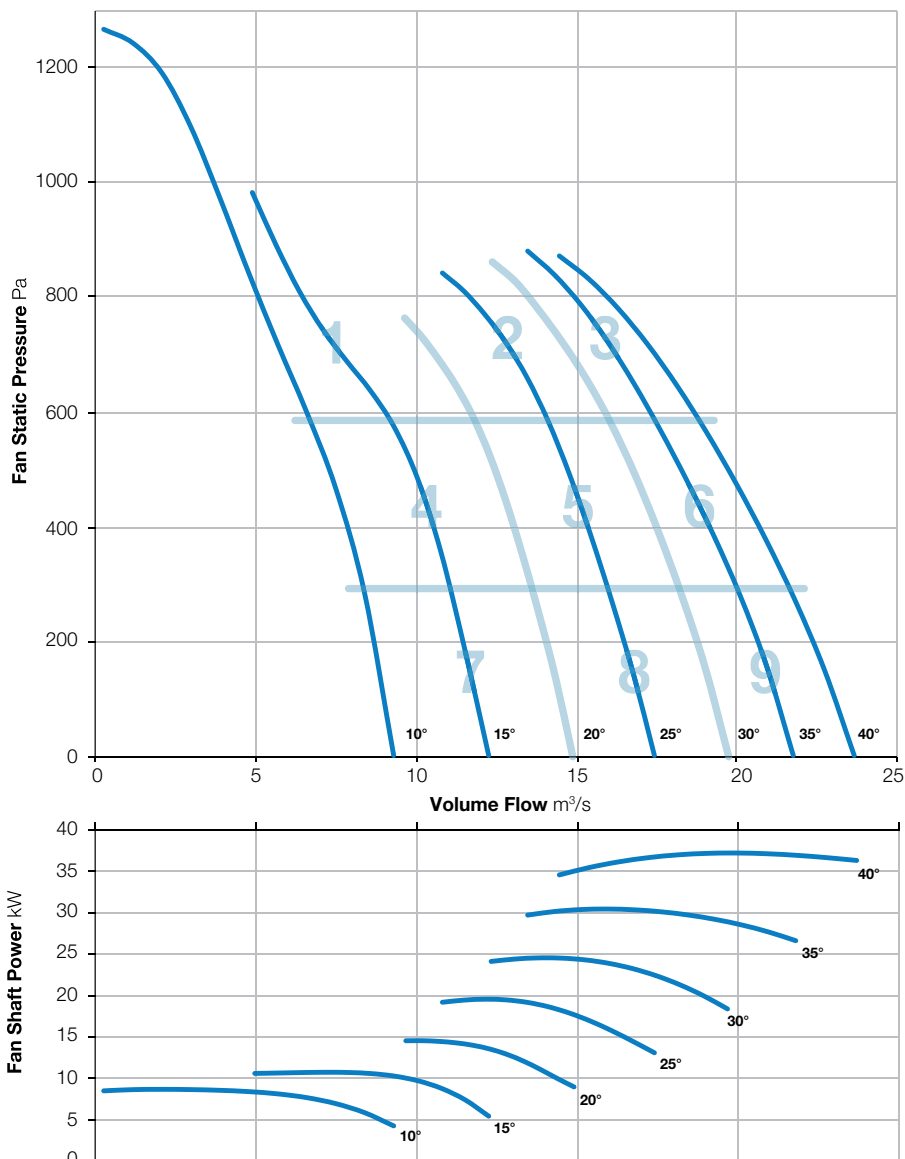
BS ISO 13347-2:2004

Type D installation

Form B



Elta Fans Limited certifies that the Axial Fans shown herein are licensed to bear the AMCA Seal. The ratings shown are based on tests and procedures performed in accordance with AMCA Publications 211 & 311 and comply with the requirements of the AMCA Certified Ratings Program. Performance certified is for Installation Type D: Ducted Inlet, Ducted Outlet. Performance ratings do not include the effects of appurtenances (accessories).



Zone		In-duct Sound Power Level (SWL) re 1pW									SPL dBA @ 3m*
		63Hz	125Hz	250Hz	500Hz	1kHz	2kHz	4kHz	8kHz	Total	
1	Inlet	93	104	108	107	99	90	84	82	112	86
	Outlet	95	105	108	106	101	91	86	84	112	86
2	Inlet	94	98	103	101	99	93	89	85	107	83
	Outlet	94	97	104	102	101	95	89	88	108	84
3	Inlet	94	98	102	98	99	92	87	87	106	82
	Outlet	95	97	103	99	99	93	88	89	107	82
4	Inlet	89	91	97	98	97	90	85	78	103	80
	Outlet	92	91	98	98	97	91	86	83	103	80
5	Inlet	91	94	100	95	96	90	85	80	103	79
	Outlet	93	91	100	97	96	90	86	84	104	79
6	Inlet	95	98	100	96	98	91	86	82	105	80
	Outlet	97	96	102	98	98	93	88	85	106	81
7	Inlet	90	89	95	96	93	89	87	83	101	77
	Outlet	90	88	96	96	93	88	87	84	101	77
8	Inlet	93	95	96	96	94	89	88	84	102	78
	Outlet	94	94	97	96	94	90	87	85	103	78
9	Inlet	96	97	97	96	96	91	89	87	104	79
	Outlet	98	97	97	97	97	93	90	89	105	81

*Sound Pressure Level (SPL) is average spherical free-field re 20μPa, for comparative use only. dBA levels are not licensed by AMCA International.

Power rating (watts, kW or BHP) does not include transmission losses.

The sound power level ratings shown are in decibels, referred to 10⁻¹² watts, calculated per AMCA Standard 301. Values shown are for inlet L_{wa} and outlet L_{wo} sound power levels for Installation Type D: ducted inlet, ducted outlet. Ratings include the effect of duct end correction.



1120-182-3

720 r/min



Nominal Diameter

1120mm



Hub Type

182



Number of Blades

3



BS ISO 5801:2017

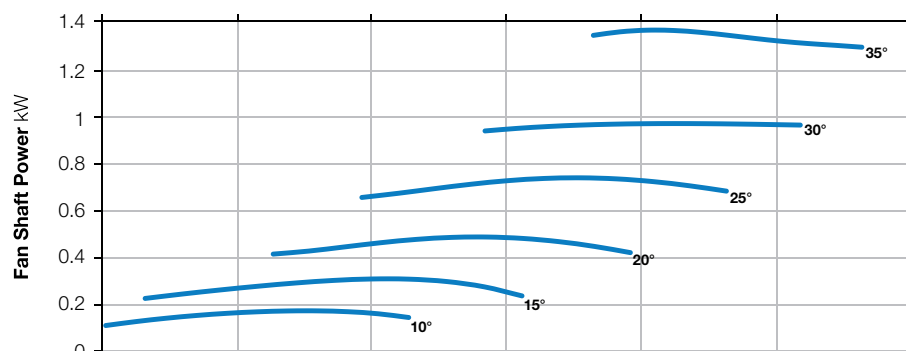
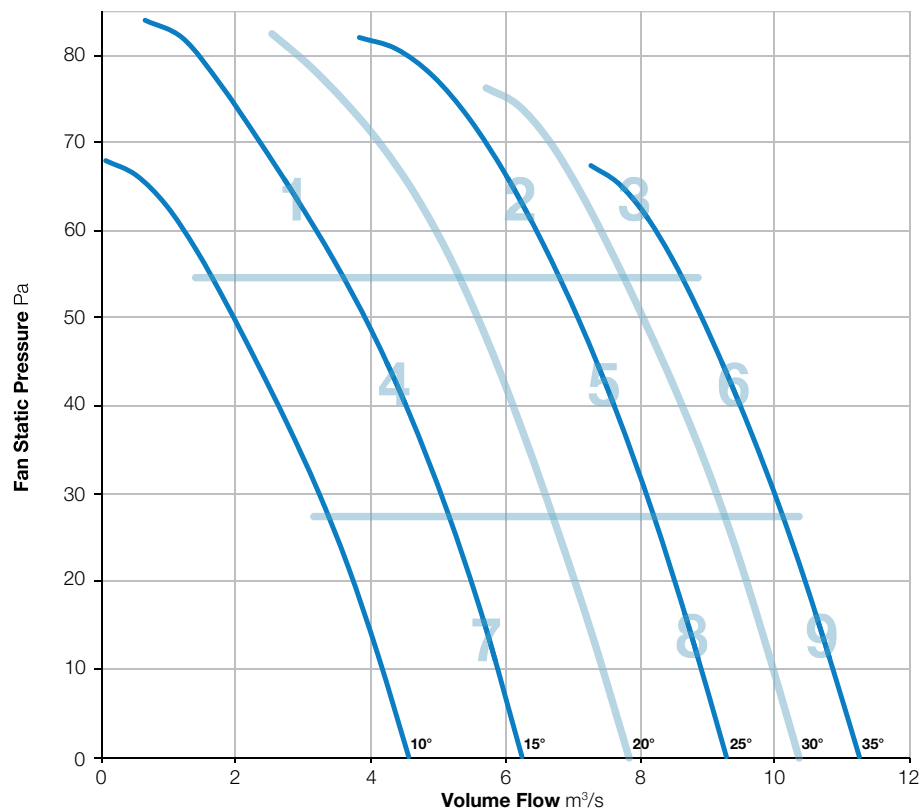
BS EN ISO 5136:2009

Type D installation

Form B



Elta Fans Limited certifies that the Axial Fans shown herein are licensed to bear the AMCA Seal. The ratings shown are based on tests and procedures performed in accordance with AMCA Publication 211 and comply with the requirements of the AMCA Certified Ratings Program. Performance certified is for Installation Type D: Ducted Inlet, Ducted Outlet. Performance ratings do not include the effects of appurtenances (accessories).



Zone		In-duct Sound Power Level (SWL) re 1pW									SPL dBA @ 3m*
		63Hz	125Hz	250Hz	500Hz	1kHz	2kHz	4kHz	8kHz	Total	
1	Inlet	For sound data please contact Elta Fans.									
	Outlet										
2	Inlet										
	Outlet										
3	Inlet										
	Outlet										
4	Inlet										
	Outlet										
5	Inlet										
	Outlet										
6	Inlet										
	Outlet										
7	Inlet										
	Outlet										
8	Inlet										
	Outlet										
9	Inlet										
	Outlet										

*Sound Pressure Level (SPL) is average spherical free-field re 20µPa, for comparative use only.
Power rating (watts, kW or BHP) does not include transmission losses.
The AMCA certified ratings seal applies to air performance only.



1120-182-6

720 r/min



Nominal Diameter

1120mm



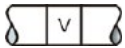
Hub Type

182



Number of Blades

6



BS ISO 5801:2017

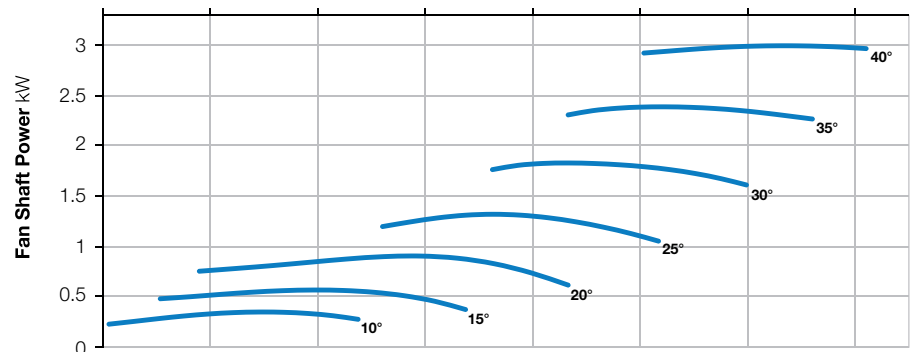
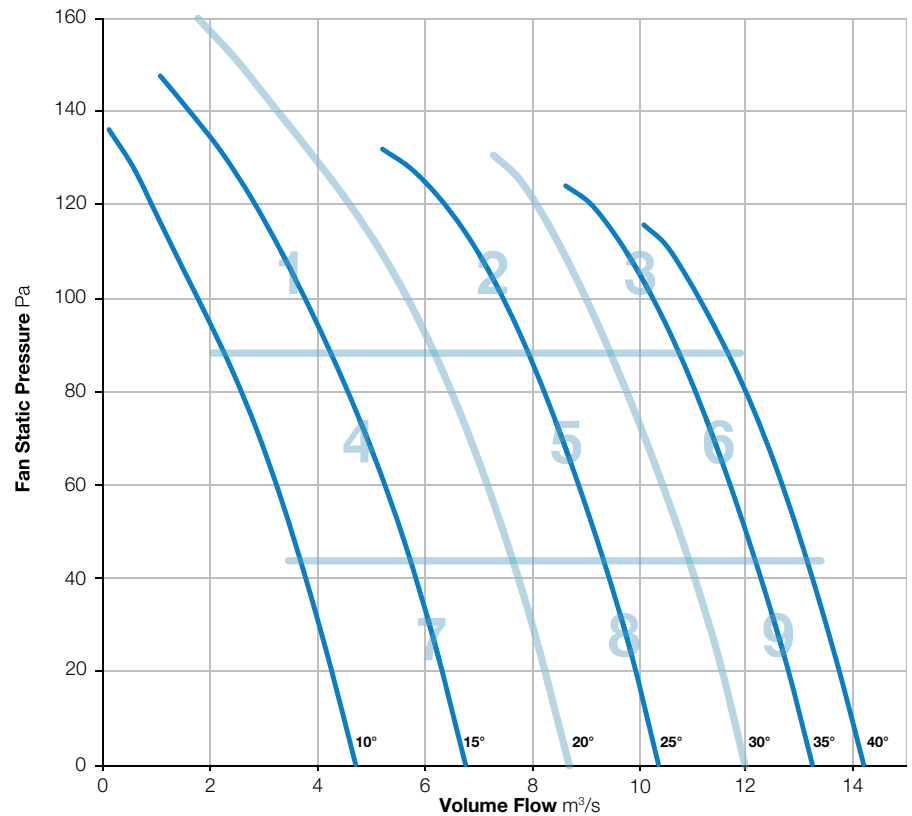
BS EN ISO 5136:2009

Type D installation

Form B



Elta Fans Limited certifies that the Axial Fans shown herein are licensed to bear the AMCA Seal. The ratings shown are based on tests and procedures performed in accordance with AMCA Publication 211 and comply with the requirements of the AMCA Certified Ratings Program. Performance certified is for Installation Type D: Ducted Inlet, Ducted Outlet. Performance ratings do not include the effects of appurtenances (accessories).



Zone		In-duct Sound Power Level (SWL) re 1pW									SPL dBA @ 3m*
		63Hz	125Hz	250Hz	500Hz	1kHz	2kHz	4kHz	8kHz	Total	
1	Inlet	For sound data please contact Elta Fans.									
	Outlet										
2	Inlet										
	Outlet										
3	Inlet										
	Outlet										
4	Inlet										
	Outlet										
5	Inlet										
	Outlet										
6	Inlet										
	Outlet										
7	Inlet										
	Outlet										
8	Inlet										
	Outlet										
9	Inlet										
	Outlet										

*Sound Pressure Level (SPL) is average spherical free-field re 20µPa, for comparative use only.
Power rating (watts, kW or BHP) does not include transmission losses.
The AMCA certified ratings seal applies to air performance only.



1120-252-3

720 r/min



Nominal Diameter

1120mm



Hub Type

252



Number of Blades

3

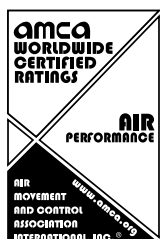


BS ISO 5801:2017

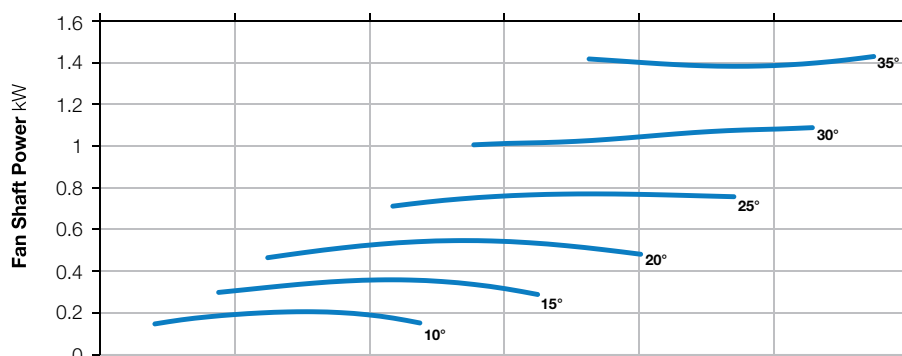
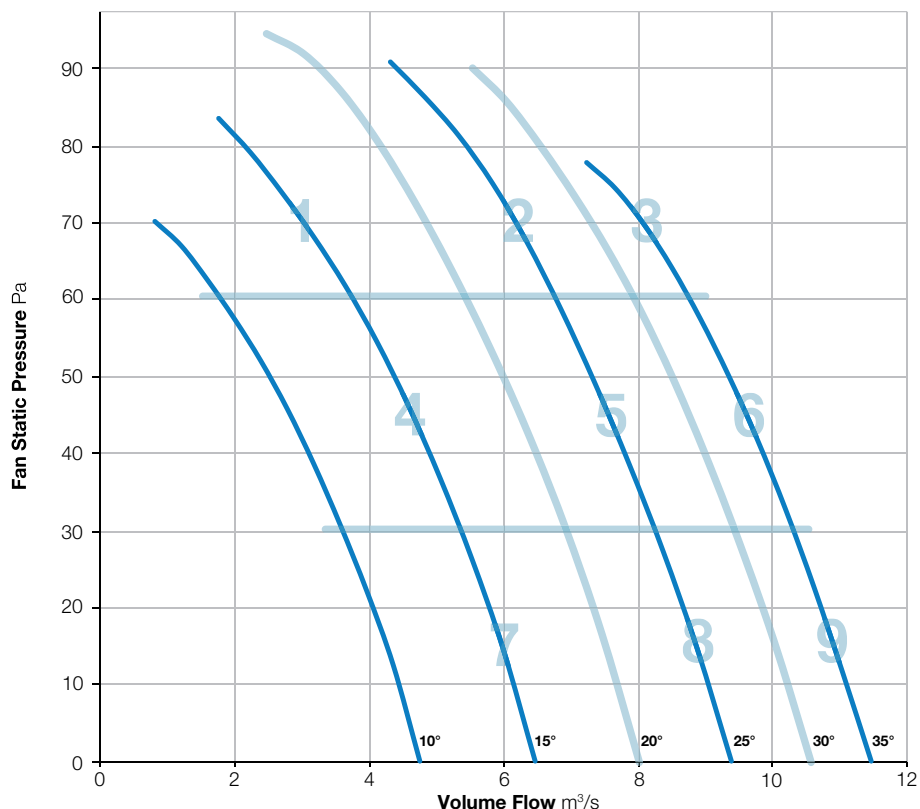
BS EN ISO 5136:2009

Type D installation

Form B



Elta Fans Limited certifies that the Axial Fans shown herein are licensed to bear the AMCA Seal. The ratings shown are based on tests and procedures performed in accordance with AMCA Publication 211 and comply with the requirements of the AMCA Certified Ratings Program. Performance certified is for Installation Type D: Ducted Inlet, Ducted Outlet. Performance ratings do not include the effects of appurtenances (accessories).



Zone		In-duct Sound Power Level (SWL) re 1pW									SPL dBA @ 3m*
		63Hz	125Hz	250Hz	500Hz	1kHz	2kHz	4kHz	8kHz	Total	
1	Inlet	For sound data please contact Elta Fans.									
	Outlet										
2	Inlet										
	Outlet										
3	Inlet										
	Outlet										
4	Inlet										
	Outlet										
5	Inlet										
	Outlet										
6	Inlet										
	Outlet										
7	Inlet										
	Outlet										
8	Inlet										
	Outlet										
9	Inlet										
	Outlet										

*Sound Pressure Level (SPL) is average spherical free-field re 20μPa, for comparative use only.
Power rating (watts, kW or BHP) does not include transmission losses.
The AMCA certified ratings seal applies to air performance only.



1120-252-6

720 r/min



Nominal Diameter

1120mm



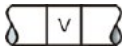
Hub Type

252



Number of Blades

6



BS ISO 5801:2017

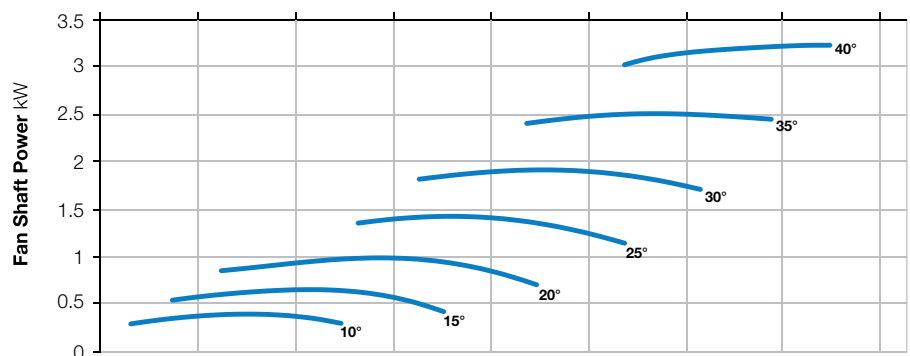
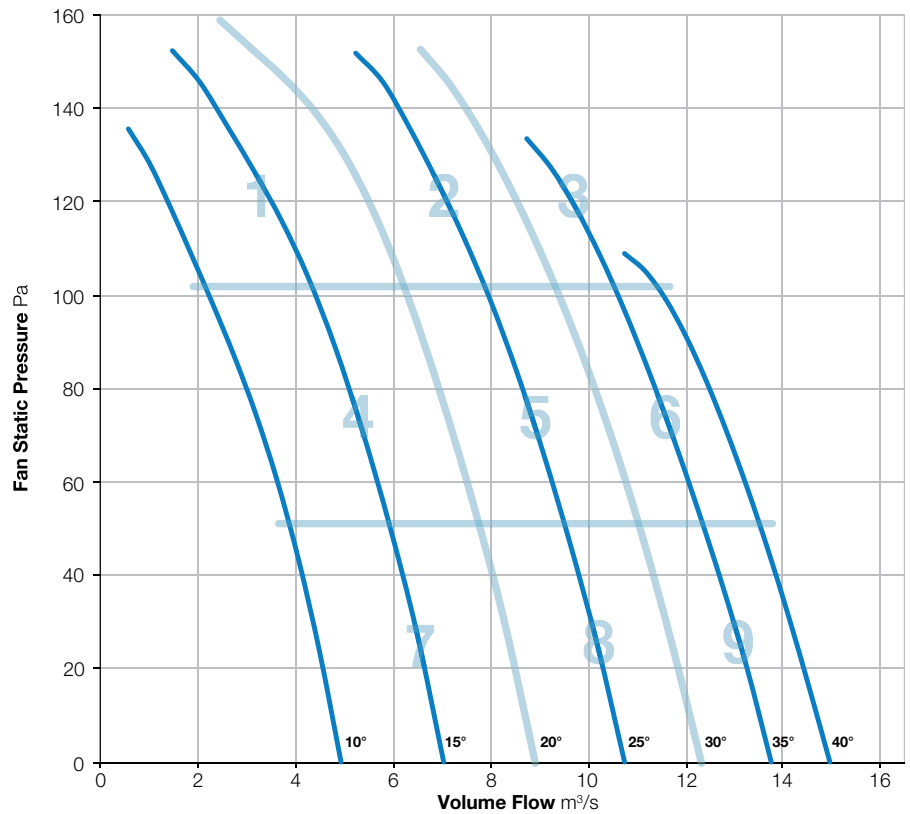
BS EN ISO 5136:2009

Type D installation

Form B



Elta Fans Limited certifies that the Axial Fans shown herein are licensed to bear the AMCA Seal. The ratings shown are based on tests and procedures performed in accordance with AMCA Publication 211 and comply with the requirements of the AMCA Certified Ratings Program. Performance certified is for Installation Type D: Ducted Inlet, Ducted Outlet. Performance ratings do not include the effects of appurtenances (accessories).



Zone		In-duct Sound Power Level (SWL) re 1pW									SPL dBA @ 3m*
		63Hz	125Hz	250Hz	500Hz	1kHz	2kHz	4kHz	8kHz	Total	
1	Inlet	For sound data please contact Elta Fans.									
	Outlet										
2	Inlet										
	Outlet										
3	Inlet										
	Outlet										
4	Inlet										
	Outlet										
5	Inlet										
	Outlet										
6	Inlet										
	Outlet										
7	Inlet										
	Outlet										
8	Inlet										
	Outlet										
9	Inlet										
	Outlet										

*Sound Pressure Level (SPL) is average spherical free-field re 20µPa, for comparative use only.
Power rating (watts, kW or BHP) does not include transmission losses.
The AMCA certified ratings seal applies to air performance only.



1120-252-9

720 r/min



Nominal Diameter

1120mm



Hub Type

252



Number of Blades

9



BS ISO 5801:2017

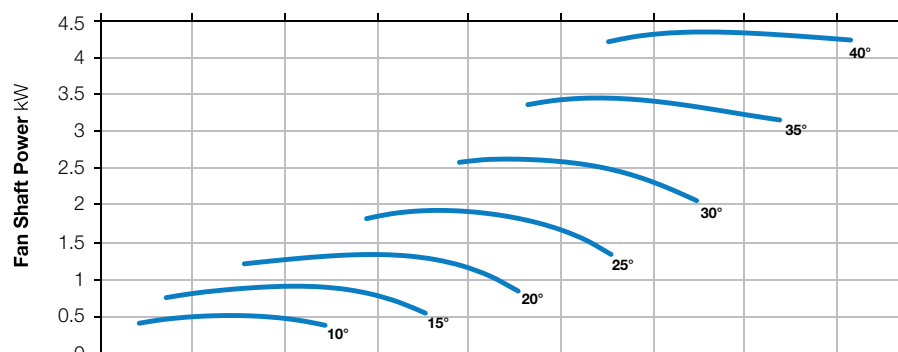
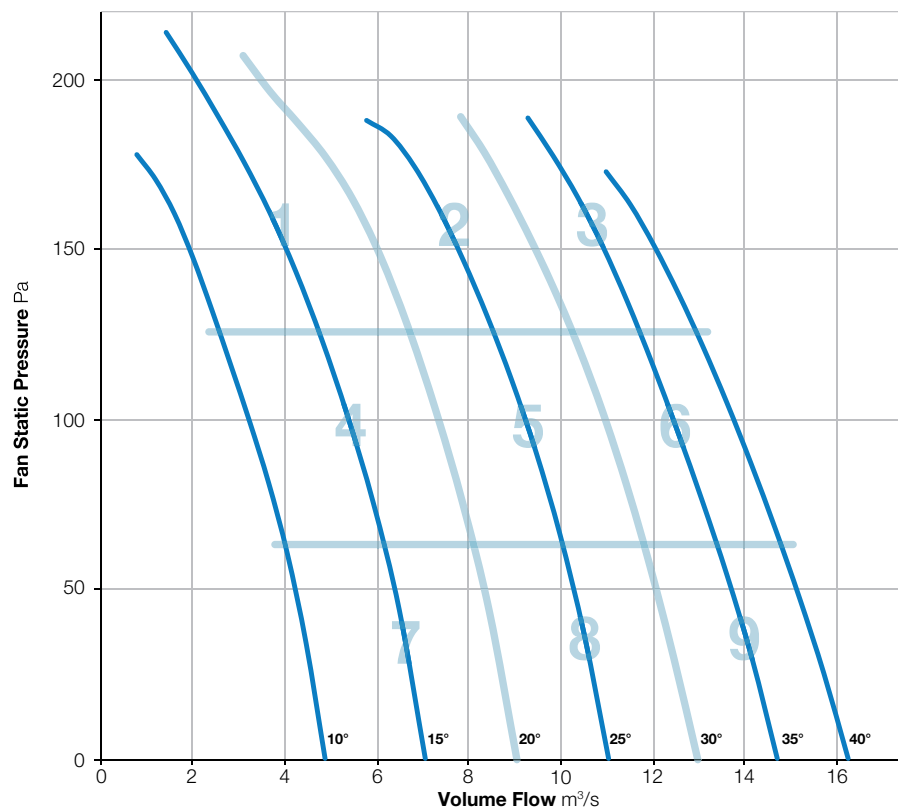
BS EN ISO 5136:2009

Type D installation

Form B



Elta Fans Limited certifies that the Axial Fans shown herein are licensed to bear the AMCA Seal. The ratings shown are based on tests and procedures performed in accordance with AMCA Publication 211 and comply with the requirements of the AMCA Certified Ratings Program. Performance certified is for Installation Type D: Ducted Inlet, Ducted Outlet. Performance ratings do not include the effects of appurtenances (accessories).



Zone		In-duct Sound Power Level (SWL) re 1pW									SPL dBA @ 3m*
		63Hz	125Hz	250Hz	500Hz	1kHz	2kHz	4kHz	8kHz	Total	
1	Inlet	For sound data please contact Elta Fans.									
	Outlet										
2	Inlet										
	Outlet										
3	Inlet										
	Outlet										
4	Inlet										
	Outlet										
5	Inlet										
	Outlet										
6	Inlet										
	Outlet										
7	Inlet										
	Outlet										
8	Inlet										
	Outlet										
9	Inlet										
	Outlet										

*Sound Pressure Level (SPL) is average spherical free-field re 20μPa, for comparative use only.
Power rating (watts, kW or BHP) does not include transmission losses.
The AMCA certified ratings seal applies to air performance only.



1120-352-3

720 r/min



Nominal Diameter

1120mm



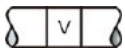
Hub Type

352



Number of Blades

3



BS ISO 5801:2017

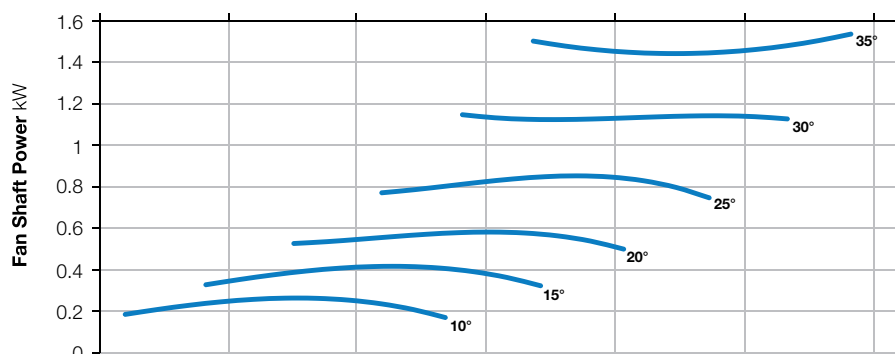
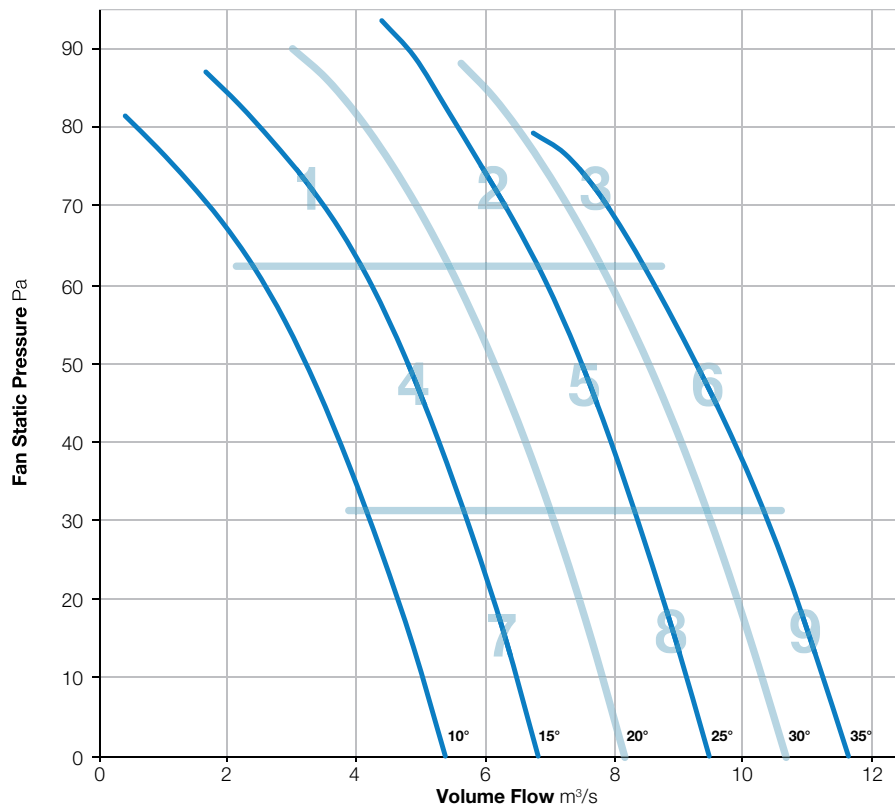
BS EN ISO 5136:2009

Type D installation

Form B



Elta Fans Limited certifies that the Axial Fans shown herein are licensed to bear the AMCA Seal. The ratings shown are based on tests and procedures performed in accordance with AMCA Publication 211 and comply with the requirements of the AMCA Certified Ratings Program. Performance certified is for Installation Type D: Ducted Inlet, Ducted Outlet. Performance ratings do not include the effects of appurtenances (accessories).



Zone		In-duct Sound Power Level (SWL) re 1pW									SPL dBA @ 3m*
		63Hz	125Hz	250Hz	500Hz	1kHz	2kHz	4kHz	8kHz	Total	
1	Inlet	75	73	76	79	76	73	69	60	84	60
	Outlet	78	73	75	78	75	72	68	60	84	59
2	Inlet	80	77	74	74	73	70	68	62	84	57
	Outlet	83	77	73	73	72	69	68	64	85	56
3	Inlet	83	78	75	76	76	72	70	65	86	60
	Outlet	87	80	78	77	76	73	73	69	89	61
4	Inlet	76	72	73	74	75	75	72	59	83	60
	Outlet	79	72	72	72	74	74	70	59	83	59
5	Inlet	80	77	75	75	72	69	67	61	84	57
	Outlet	83	76	73	73	71	68	67	62	85	56
6	Inlet	83	78	76	77	75	71	69	64	86	59
	Outlet	87	79	78	77	75	72	72	67	89	60
7	Inlet	79	74	73	74	75	76	72	57	84	60
	Outlet	80	74	72	73	74	75	70	56	84	59
8	Inlet	82	79	76	75	75	72	70	63	86	59
	Outlet	83	78	75	74	73	71	69	63	86	58
9	Inlet	84	79	76	76	74	70	68	64	87	58
	Outlet	87	79	77	76	75	71	71	67	89	59

*Sound Pressure Level (SPL) is average spherical free-field re 20μPa, for comparative use only.
Power rating (watts, kW or BHP) does not include transmission losses.
The AMCA certified ratings seal applies to air performance only.



1120-352-6

720 r/min



Nominal Diameter

1120mm



Hub Type

352



Number of Blades

6

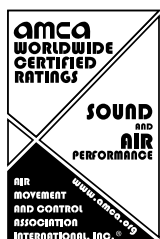


BS ISO 5801:2017

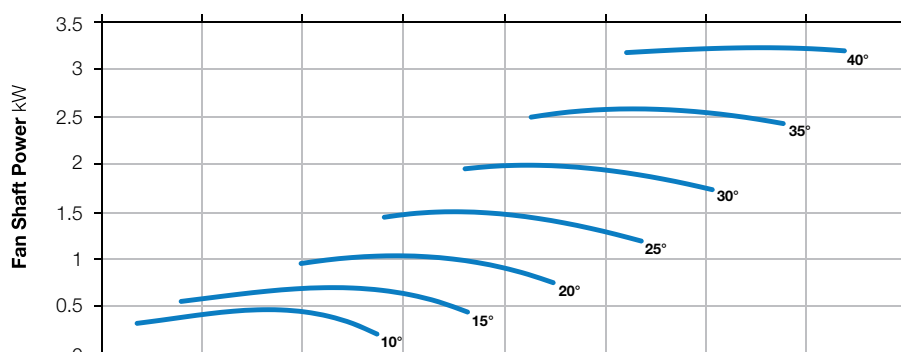
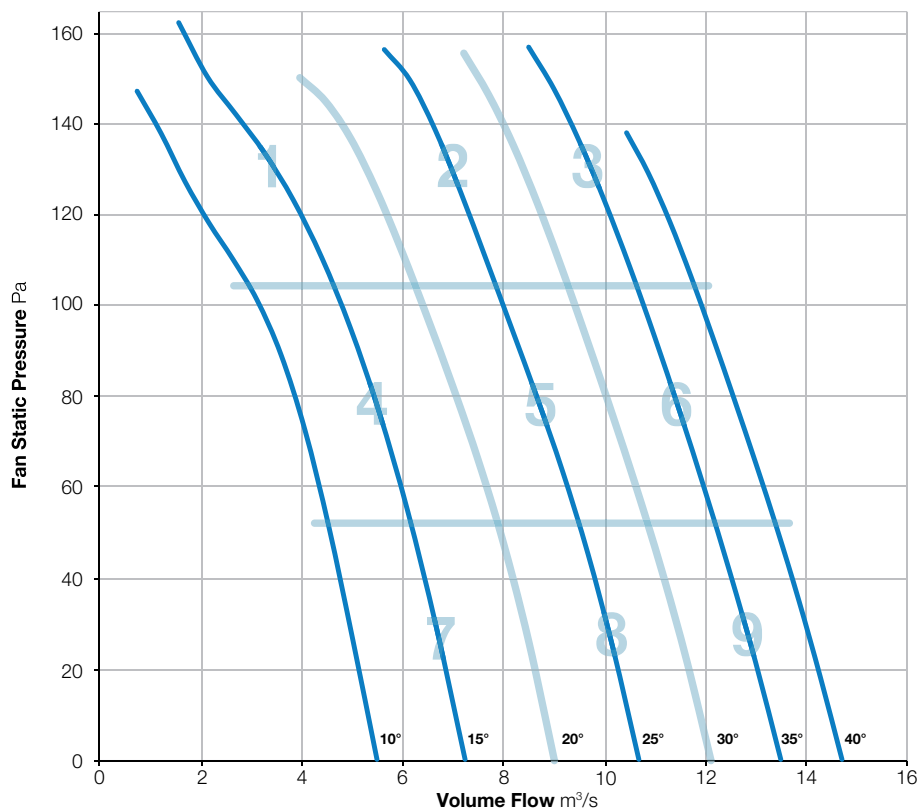
BS ISO 13347-2:2004

Type D installation

Form B



Elta Fans Limited certifies that the Axial Fans shown herein are licensed to bear the AMCA Seal. The ratings shown are based on tests and procedures performed in accordance with AMCA Publications 211 & 311 and comply with the requirements of the AMCA Certified Ratings Program. Performance certified is for Installation Type D: Ducted Inlet, Ducted Outlet. Performance ratings do not include the effects of appurtenances (accessories).



Zone		In-duct Sound Power Level (SWL) re 1pW									SPL dBA @ 3m*
		63Hz	125Hz	250Hz	500Hz	1kHz	2kHz	4kHz	8kHz	Total	
1	Inlet	76	82	90	86	81	78	74	72	93	67
	Outlet	77	83	90	86	81	78	75	72	93	67
2	Inlet	81	82	79	80	79	78	74	71	88	64
	Outlet	82	80	78	81	79	79	75	73	88	64
3	Inlet	87	84	81	83	80	79	75	73	91	65
	Outlet	87	82	79	82	80	80	78	74	91	66
4	Inlet	77	77	77	78	80	77	74	73	86	63
	Outlet	77	74	78	81	80	78	75	72	87	64
5	Inlet	83	82	76	77	74	75	71	69	87	60
	Outlet	83	81	76	78	75	74	72	72	87	61
6	Inlet	85	87	79	81	79	79	75	72	91	64
	Outlet	86	86	78	81	79	80	78	75	91	65
7	Inlet	78	77	76	71	75	76	78	73	85	62
	Outlet	80	76	78	75	75	73	77	73	86	62
8	Inlet	83	84	79	77	74	75	72	71	88	61
	Outlet	84	83	77	77	74	74	73	71	88	61
9	Inlet	86	88	81	81	78	77	73	72	92	64
	Outlet	87	86	80	81	78	79	76	74	91	65

*Sound Pressure Level (SPL) is average spherical free-field re 20µPa, for comparative use only. dBA levels are not licensed by AMCA International.

Power rating (watts, kW or BHP) does not include transmission losses.

The sound power level ratings shown are in decibels, referred to 10⁻¹² watts, calculated per AMCA Standard 301. Values shown are for inlet L_{wa} and outlet L_{wo} sound power levels for Installation Type D: ducted inlet, ducted outlet. Ratings include the effect of duct end correction.



1120-352-9

720 r/min



Nominal Diameter

1120mm



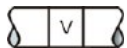
Hub Type

352



Number of Blades

9



BS ISO 5801:2017

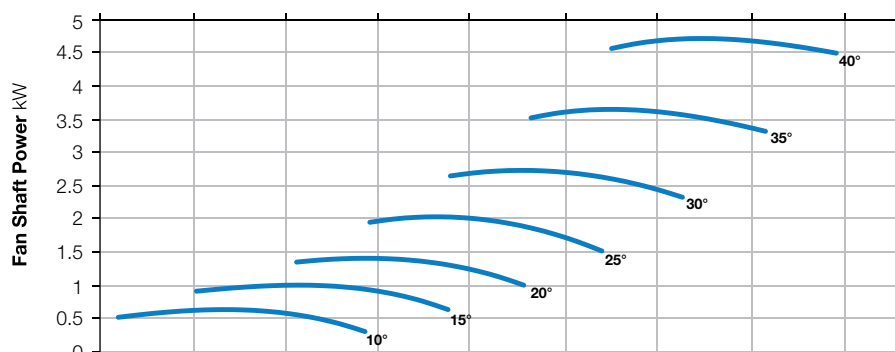
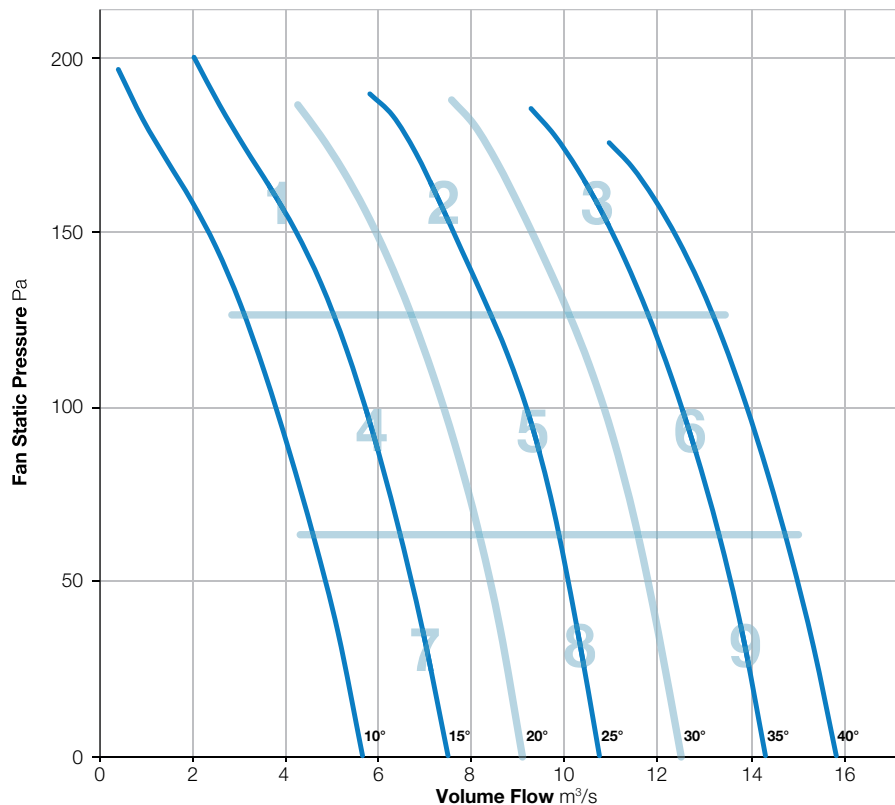
BS EN ISO 5136:2009

Type D installation

Form B



Elta Fans Limited certifies that the Axial Fans shown herein are licensed to bear the AMCA Seal. The ratings shown are based on tests and procedures performed in accordance with AMCA Publication 211 and comply with the requirements of the AMCA Certified Ratings Program. Performance certified is for Installation Type D: Ducted Inlet, Ducted Outlet. Performance ratings do not include the effects of appurtenances (accessories).



Zone		In-duct Sound Power Level (SWL) re 1pW									SPL dBA @ 3m*
		63Hz	125Hz	250Hz	500Hz	1kHz	2kHz	4kHz	8kHz	Total	
1	Inlet	82	80	87	88	84	81	75	62	93	69
	Outlet	84	81	86	86	83	80	74	64	92	67
2	Inlet	84	82	85	85	82	80	75	66	91	67
	Outlet	86	83	83	84	82	79	75	69	91	66
3	Inlet	86	84	83	85	81	78	75	67	91	66
	Outlet	89	87	84	86	82	79	77	70	94	67
4	Inlet	80	80	82	82	82	83	78	62	90	67
	Outlet	82	80	80	81	81	82	76	63	89	66
5	Inlet	84	82	84	82	81	79	75	65	90	65
	Outlet	86	83	83	81	80	79	74	67	91	65
6	Inlet	86	84	83	83	80	77	73	65	91	65
	Outlet	88	86	83	84	80	78	76	69	92	65
7	Inlet	81	81	82	82	81	82	77	61	90	66
	Outlet	82	82	80	80	80	81	76	60	89	65
8	Inlet	85	83	85	83	82	81	77	64	91	67
	Outlet	87	84	83	82	80	80	76	65	91	65
9	Inlet	85	88	83	83	80	74	69	63	92	64
	Outlet	86	89	84	84	81	77	72	67	93	65


*Sound Pressure Level (SPL) is average spherical free-field re 20μPa, for comparative use only.
Power rating (watts, kW or BHP) does not include transmission losses.
The AMCA certified ratings seal applies to air performance only.



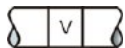
1120-352-12

720 r/min

 **Nominal Diameter**
1120mm

 **Hub Type**
352

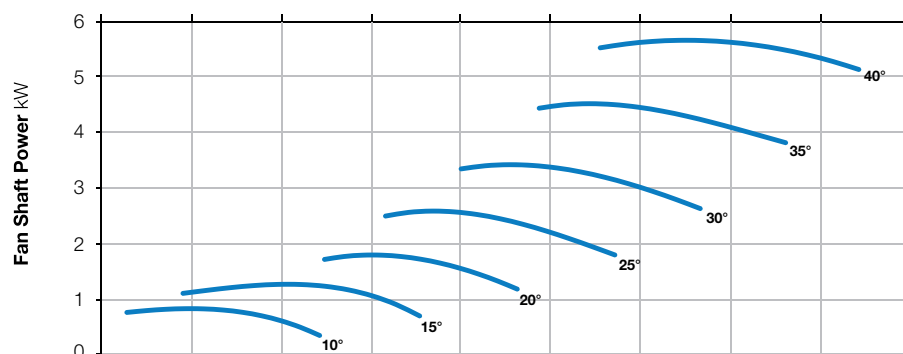
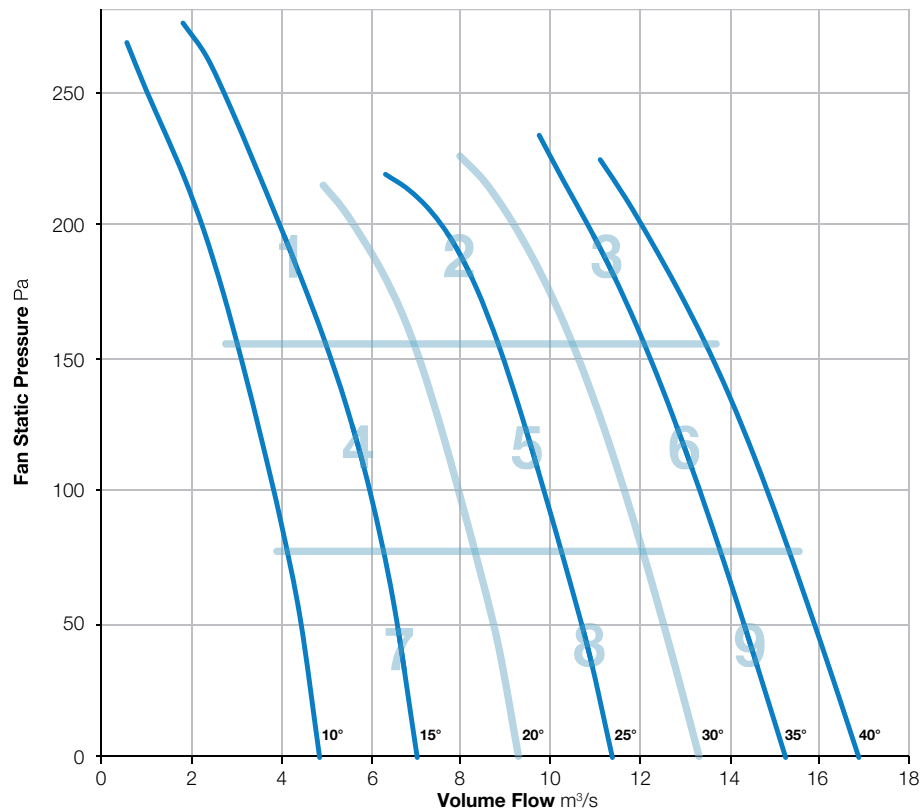
 **Number of Blades**
12



BS ISO 5801:2017
BS ISO 13347-2:2004
Type D installation
Form B



Elta Fans Limited certifies that the Axial Fans shown herein are licensed to bear the AMCA Seal. The ratings shown are based on tests and procedures performed in accordance with AMCA Publications 211 & 311 and comply with the requirements of the AMCA Certified Ratings Program. Performance certified is for Installation Type D: Ducted Inlet, Ducted Outlet. Performance ratings do not include the effects of appurtenances (accessories).



Zone		In-duct Sound Power Level (SWL) re 1pW									SPL dBA @ 3m*
		63Hz	125Hz	250Hz	500Hz	1kHz	2kHz	4kHz	8kHz	Total	
1	Inlet	82	92	91	86	84	80	75	70	96	69
	Outlet	83	92	89	86	85	82	77	73	95	69
2	Inlet	79	89	86	87	85	83	79	73	94	69
	Outlet	80	86	86	88	86	83	81	75	94	70
3	Inlet	86	89	83	82	82	79	76	73	93	66
	Outlet	82	84	82	81	82	81	78	78	90	67
4	Inlet	73	85	83	83	85	83	76	72	91	68
	Outlet	75	82	84	85	85	83	76	71	91	69
5	Inlet	83	88	79	79	79	79	75	70	91	64
	Outlet	81	87	79	79	79	79	76	71	90	64
6	Inlet	86	89	85	83	81	79	76	71	93	66
	Outlet	85	87	83	81	82	80	79	75	92	67
7	Inlet	78	84	79	80	79	81	79	71	89	66
	Outlet	76	82	78	80	81	81	78	72	88	66
8	Inlet	86	90	82	80	80	79	75	72	93	65
	Outlet	83	87	81	80	79	78	75	72	90	64
9	Inlet	90	92	85	84	83	79	77	71	95	67
	Outlet	85	88	83	83	82	81	78	75	92	67

*Sound Pressure Level (SPL) is average spherical free-field re 20μPa, for comparative use only. dBA levels are not licensed by AMCA International.

Power rating (watts, kW or BHP) does not include transmission losses.

The sound power level ratings shown are in decibels, referred to 10⁻¹² watts, calculated per AMCA Standard 301. Values shown are for inlet L_{wa} and outlet L_{wo} sound power levels for Installation Type D: ducted inlet, ducted outlet. Ratings include the effect of duct end correction.



1120-400-3

720 r/min



Nominal Diameter

1120mm



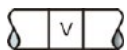
Hub Type

400



Number of Blades

3



BS ISO 5801:2017

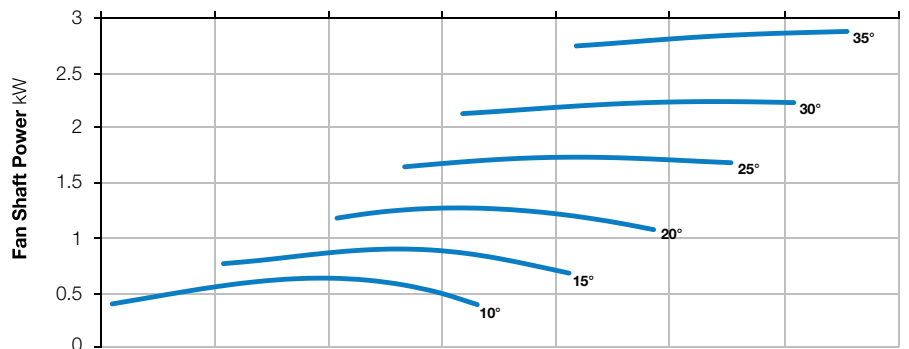
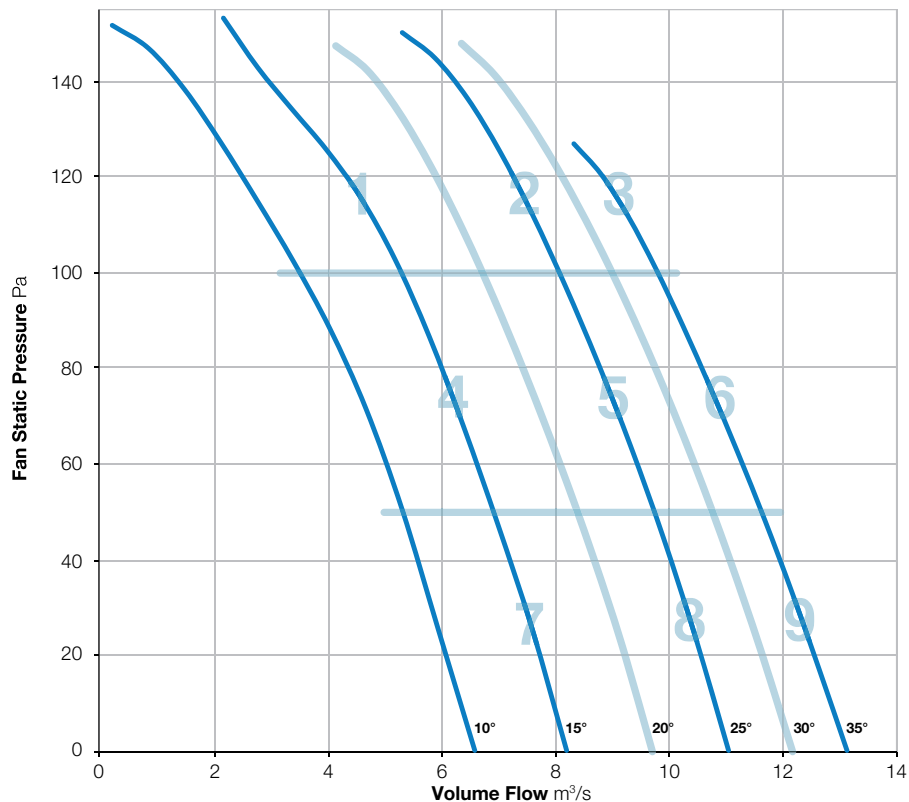
BS EN ISO 5136:2009

Type D installation

Form B



Elta Fans Limited certifies that the Axial Fans shown herein are licensed to bear the AMCA Seal. The ratings shown are based on tests and procedures performed in accordance with AMCA Publication 211 and comply with the requirements of the AMCA Certified Ratings Program. Performance certified is for Installation Type D: Ducted Inlet, Ducted Outlet. Performance ratings do not include the effects of appurtenances (accessories).



Zone		In-duct Sound Power Level (SWL) re 1pW									SPL dBA @ 3m*
		63Hz	125Hz	250Hz	500Hz	1kHz	2kHz	4kHz	8kHz	Total	
1	Inlet	86	82	84	82	78	75	68	61	90	63
	Outlet	84	84	84	84	78	74	68	64	90	64
2	Inlet	87	79	77	82	80	73	70	66	90	63
	Outlet	84	80	77	82	79	72	71	69	88	63
3	Inlet	90	82	81	86	77	75	74	72	93	65
	Outlet	88	84	82	86	78	76	77	77	92	66
4	Inlet	82	75	75	75	75	75	75	57	87	62
	Outlet	80	77	75	82	78	74	66	58	86	62
5	Inlet	85	77	75	82	80	73	68	62	88	63
	Outlet	84	79	75	82	80	73	68	64	88	63
6	Inlet	89	80	79	87	78	76	73	69	92	66
	Outlet	88	83	80	86	79	77	75	72	92	66
7	Inlet	84	77	75	80	78	74	64	54	87	61
	Outlet	81	79	75	82	77	73	63	53	87	62
8	Inlet	86	78	76	83	81	74	68	61	89	64
	Outlet	84	79	76	83	80	73	68	64	88	63
9	Inlet	90	82	81	88	80	76	73	70	93	67
	Outlet	90	85	81	87	80	77	76	73	93	67

*Sound Pressure Level (SPL) is average spherical free-field re 20μPa, for comparative use only.
Power rating (watts, kW or BHP) does not include transmission losses.
The AMCA certified ratings seal applies to air performance only.



1120-400-6

720 r/min



Nominal Diameter

1120mm



Hub Type

400



Number of Blades

6

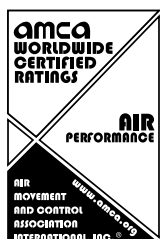


BS ISO 5801:2017

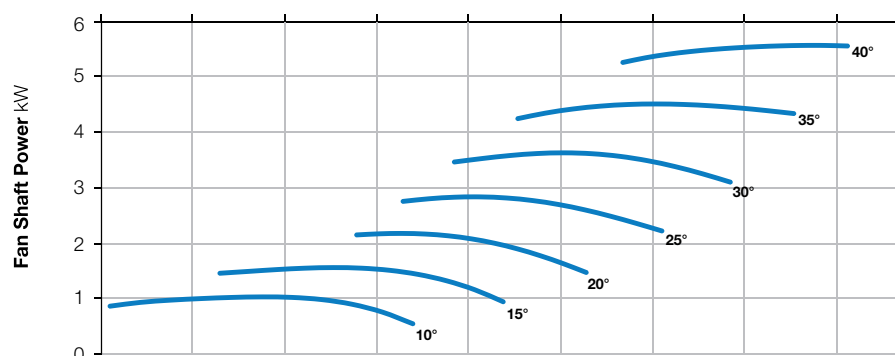
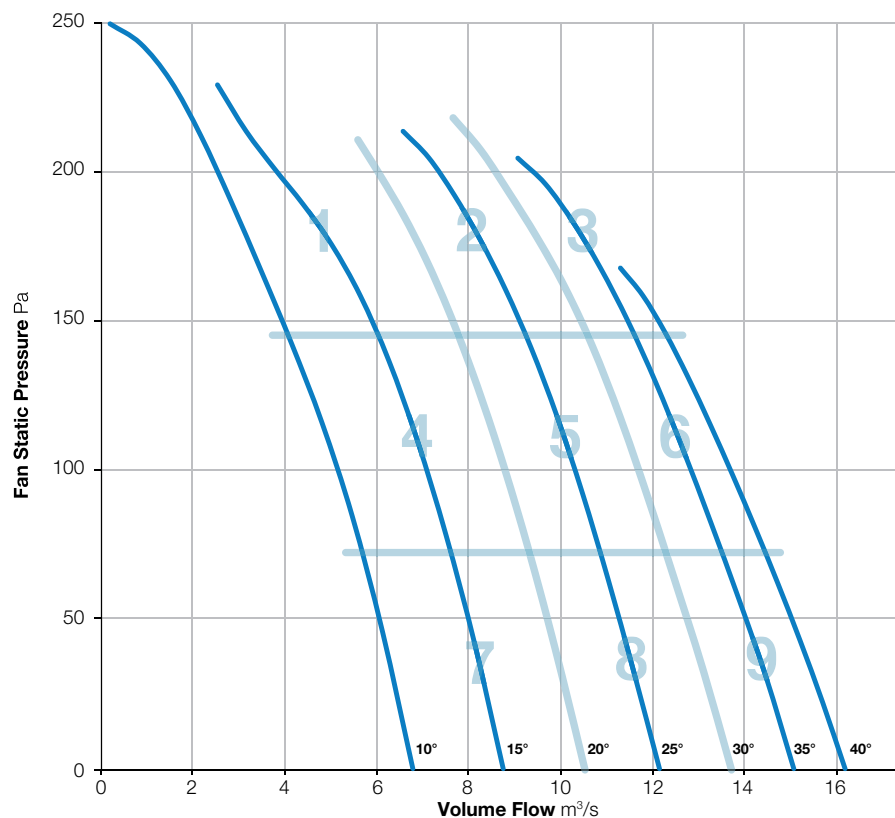
BS EN ISO 5136:2009

Type D installation

Form B



Elta Fans Limited certifies that the Axial Fans shown herein are licensed to bear the AMCA Seal. The ratings shown are based on tests and procedures performed in accordance with AMCA Publication 211 and comply with the requirements of the AMCA Certified Ratings Program. Performance certified is for Installation Type D: Ducted Inlet, Ducted Outlet. Performance ratings do not include the effects of appurtenances (accessories).



Zone		In-duct Sound Power Level (SWL) re 1pW									SPL dBA @ 3m*
		63Hz	125Hz	250Hz	500Hz	1kHz	2kHz	4kHz	8kHz	Total	
1	Inlet	87	83	86	84	81	77	69	60	92	65
	Outlet	87	84	86	85	81	76	69	61	92	66
2	Inlet	85	80	80	87	80	78	72	64	91	66
	Outlet	85	83	81	87	79	79	73	66	91	66
3	Inlet	91	86	84	85	82	79	75	70	94	67
	Outlet	91	89	86	88	82	80	78	73	95	68
4	Inlet	83	79	79	83	79	75	66	56	88	63
	Outlet	82	81	79	84	79	74	66	56	89	64
5	Inlet	85	81	80	86	80	77	70	61	90	65
	Outlet	84	84	81	87	79	77	70	62	91	66
6	Inlet	90	85	81	83	80	77	73	67	93	65
	Outlet	89	88	82	87	80	78	75	70	94	67
7	Inlet	83	80	79	83	79	74	65	56	88	63
	Outlet	82	81	79	84	79	74	65	56	89	64
8	Inlet	87	82	80	87	80	76	69	59	91	66
	Outlet	85	84	81	87	79	76	69	60	91	66
9	Inlet	91	83	82	82	82	78	75	66	93	65
	Outlet	91	86	83	85	82	79	77	69	94	67

*Sound Pressure Level (SPL) is average spherical free-field re 20μPa, for comparative use only.
Power rating (watts, kW or BHP) does not include transmission losses.
The AMCA certified ratings seal applies to air performance only.



1120-400-9

720 r/min



Nominal Diameter

1120mm



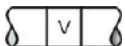
Hub Type

400



Number of Blades

9



BS ISO 5801:2017

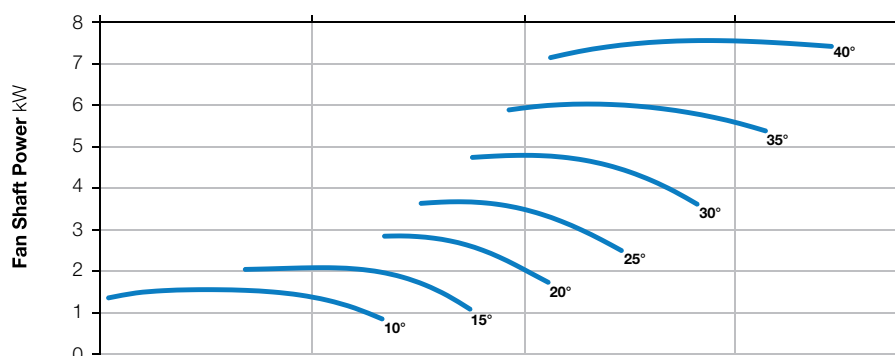
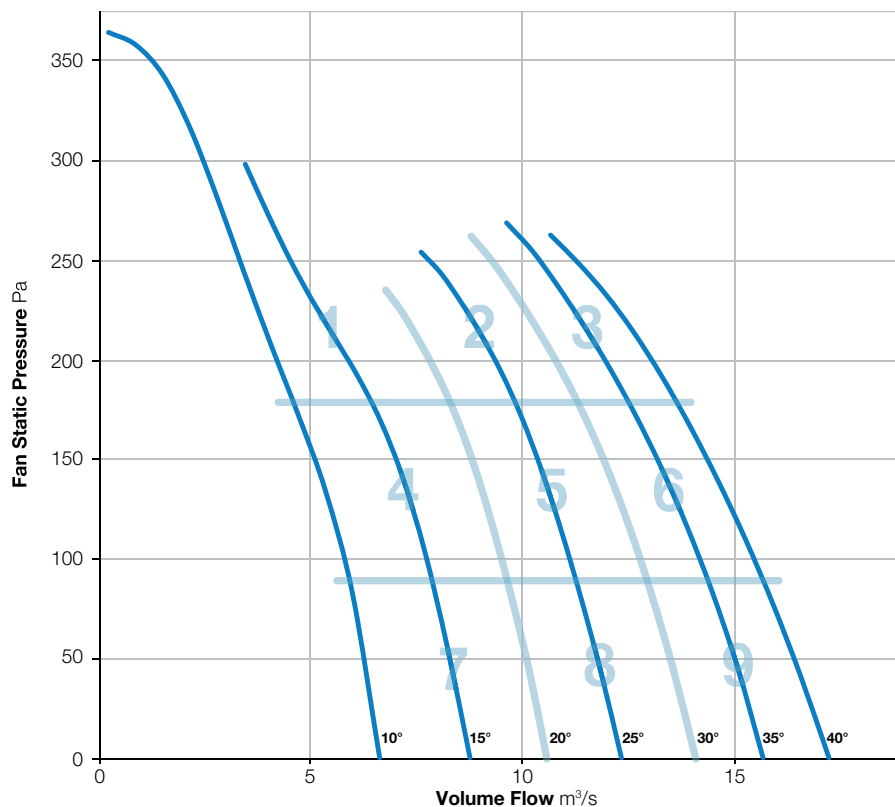
BS EN ISO 5136:2009

Type D installation

Form B



Elta Fans Limited certifies that the Axial Fans shown herein are licensed to bear the AMCA Seal. The ratings shown are based on tests and procedures performed in accordance with AMCA Publication 211 and comply with the requirements of the AMCA Certified Ratings Program. Performance certified is for Installation Type D: Ducted Inlet, Ducted Outlet. Performance ratings do not include the effects of appurtenances (accessories).



Zone		In-duct Sound Power Level (SWL) re 1pW									SPL dBA @ 3m*
		63Hz	125Hz	250Hz	500Hz	1kHz	2kHz	4kHz	8kHz	Total	
1	Inlet	93	92	86	86	78	75	68	60	97	66
	Outlet	94	93	87	86	78	75	69	62	97	66
2	Inlet	88	87	83	90	83	81	74	69	94	69
	Outlet	87	90	82	88	82	81	75	71	94	68
3	Inlet	89	88	84	87	81	79	76	68	94	67
	Outlet	90	90	85	87	82	81	78	72	95	68
4	Inlet	81	86	82	87	81	77	69	60	91	66
	Outlet	80	87	82	88	80	77	69	60	92	67
5	Inlet	87	87	82	89	82	79	71	64	93	68
	Outlet	85	89	82	88	82	78	71	65	93	67
6	Inlet	90	90	84	87	82	80	75	65	95	68
	Outlet	90	92	86	88	83	81	77	69	96	69
7	Inlet	82	86	82	87	80	76	68	59	91	66
	Outlet	80	88	82	87	79	76	68	60	92	66
8	Inlet	88	90	82	86	82	79	71	65	94	67
	Outlet	86	92	83	83	82	78	70	64	94	66
9	Inlet	91	86	84	85	84	83	80	73	94	69
	Outlet	92	89	85	87	85	84	82	76	96	70

*Sound Pressure Level (SPL) is average spherical free-field re 20μPa, for comparative use only.
Power rating (watts, kW or BHP) does not include transmission losses.
The AMCA certified ratings seal applies to air performance only.



1120-182-3

960 r/min



Nominal Diameter

1120mm



Hub Type

182



Number of Blades

3



BS ISO 5801:2017

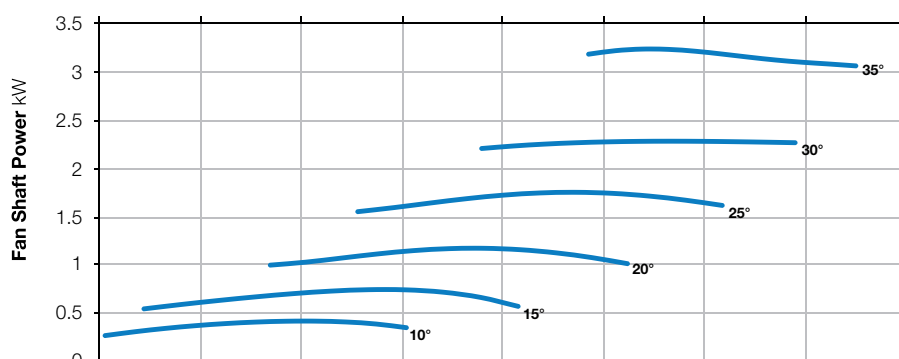
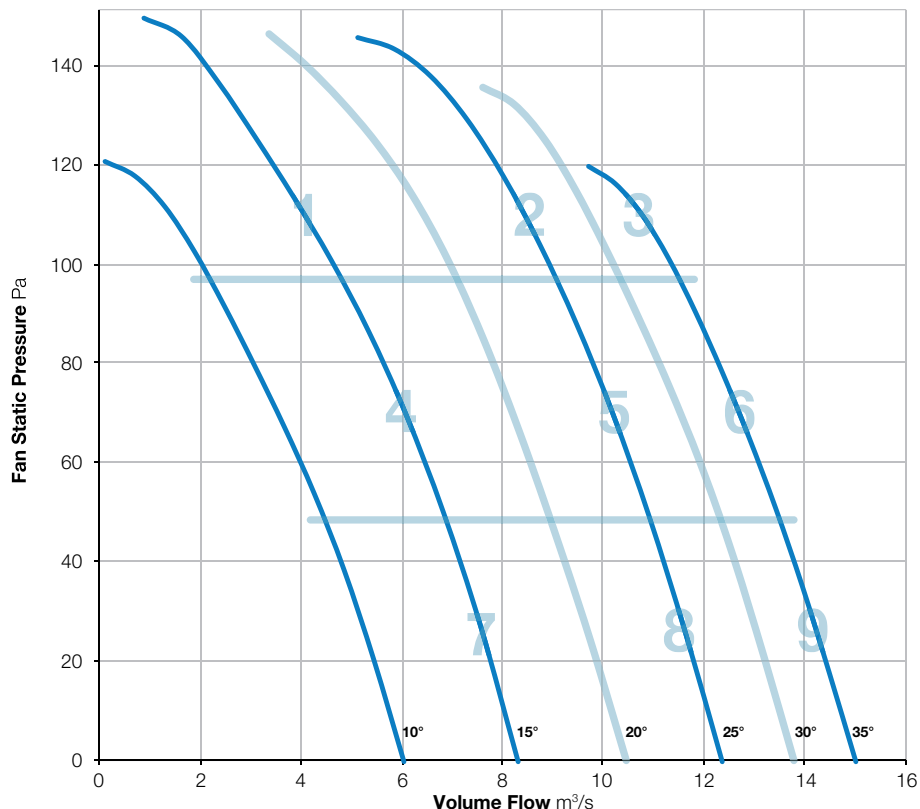
BS EN ISO 5136:2009

Type D installation

Form B



Elta Fans Limited certifies that the Axial Fans shown herein are licensed to bear the AMCA Seal. The ratings shown are based on tests and procedures performed in accordance with AMCA Publication 211 and comply with the requirements of the AMCA Certified Ratings Program. Performance certified is for Installation Type D: Ducted Inlet, Ducted Outlet. Performance ratings do not include the effects of appurtenances (accessories).



Zone		In-duct Sound Power Level (SWL) re 1pW									SPL dBA @ 3m*
		63Hz	125Hz	250Hz	500Hz	1kHz	2kHz	4kHz	8kHz	Total	
1	Inlet	For sound data please contact Elta Fans.									
	Outlet										
2	Inlet										
	Outlet										
3	Inlet										
	Outlet										
4	Inlet										
	Outlet										
5	Inlet										
	Outlet										
6	Inlet										
	Outlet										
7	Inlet										
	Outlet										
8	Inlet										
	Outlet										
9	Inlet										
	Outlet										

*Sound Pressure Level (SPL) is average spherical free-field re 20μPa, for comparative use only.
Power rating (watts, kW or BHP) does not include transmission losses.
The AMCA certified ratings seal applies to air performance only.



1120-182-6

960 r/min



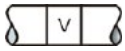
Nominal Diameter
1120mm



Hub Type
182



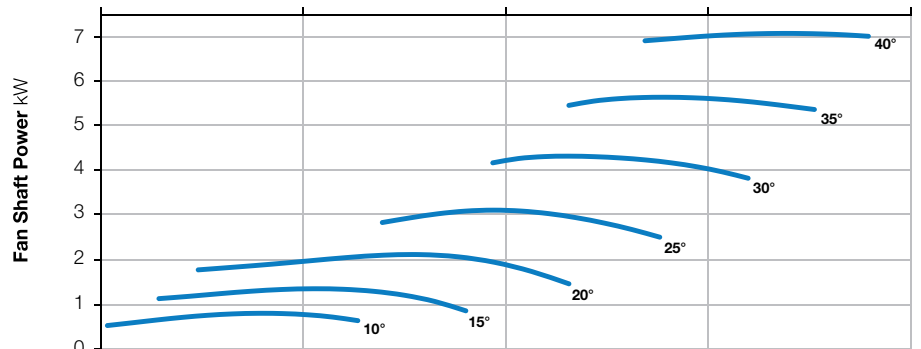
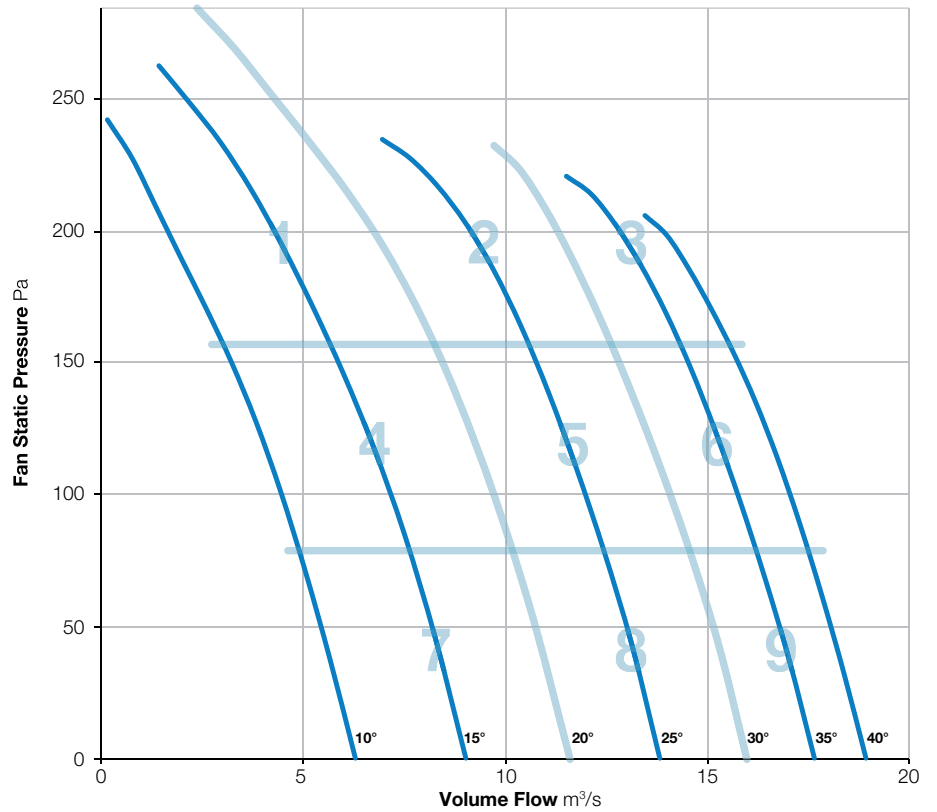
Number of Blades
6



BS ISO 5801:2017
BS EN ISO 5136:2009
Type D installation
Form B



Elta Fans Limited certifies that the Axial Fans shown herein are licensed to bear the AMCA Seal. The ratings shown are based on tests and procedures performed in accordance with AMCA Publication 211 and comply with the requirements of the AMCA Certified Ratings Program. Performance certified is for Installation Type D: Ducted Inlet, Ducted Outlet. Performance ratings do not include the effects of appurtenances (accessories).



Zone		In-duct Sound Power Level (SWL) re 1pW									SPL dBA @ 3m*
		63Hz	125Hz	250Hz	500Hz	1kHz	2kHz	4kHz	8kHz	Total	
1	Inlet	For sound data please contact Elta Fans.									
	Outlet										
2	Inlet										
	Outlet										
3	Inlet										
	Outlet										
4	Inlet										
	Outlet										
5	Inlet										
	Outlet										
6	Inlet										
	Outlet										
7	Inlet										
	Outlet										
8	Inlet										
	Outlet										
9	Inlet										
	Outlet										

*Sound Pressure Level (SPL) is average spherical free-field re 20µPa, for comparative use only.
Power rating (watts, kW or BHP) does not include transmission losses.
The AMCA certified ratings seal applies to air performance only.



1120-252-3

960 r/min



Nominal Diameter

1120mm



Hub Type

252



Number of Blades

3

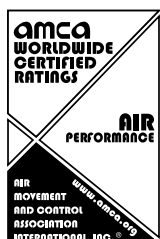


BS ISO 5801:2017

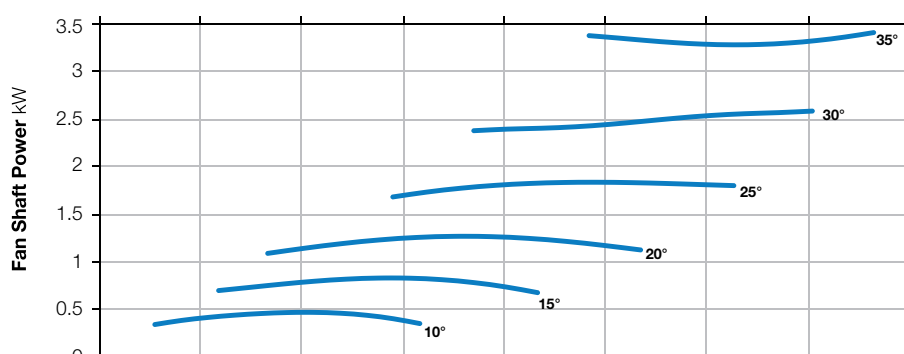
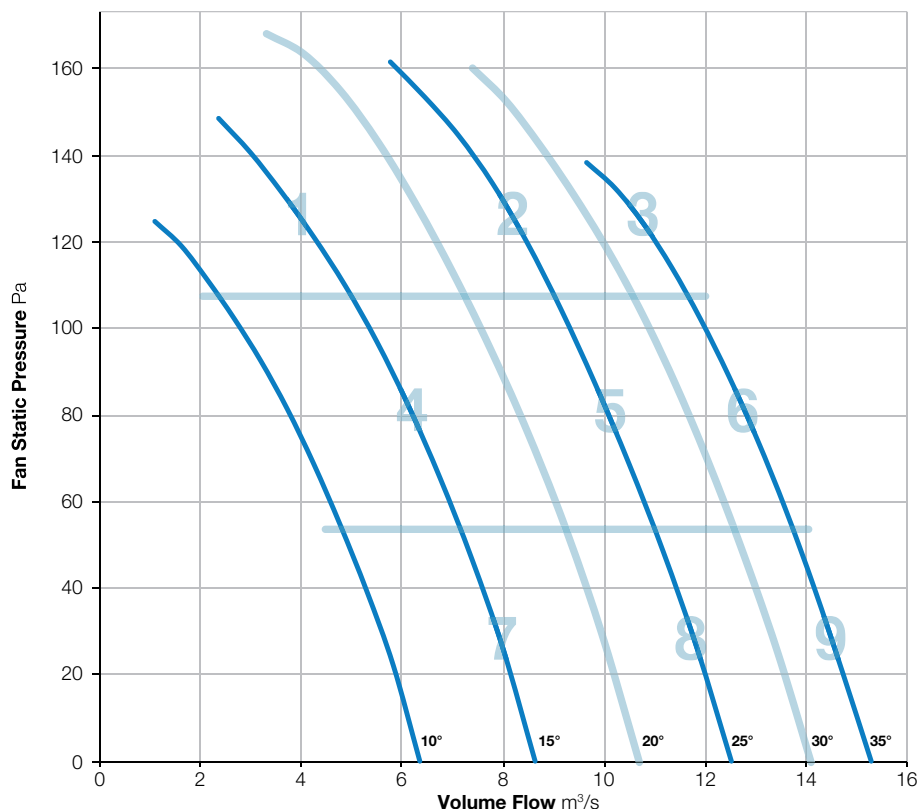
BS EN ISO 5136:2009

Type D installation

Form B



Elta Fans Limited certifies that the Axial Fans shown herein are licensed to bear the AMCA Seal. The ratings shown are based on tests and procedures performed in accordance with AMCA Publication 211 and comply with the requirements of the AMCA Certified Ratings Program. Performance certified is for Installation Type D: Ducted Inlet, Ducted Outlet. Performance ratings do not include the effects of appurtenances (accessories).



Zone		In-duct Sound Power Level (SWL) re 1pW									SPL dBA @ 3m*
		63Hz	125Hz	250Hz	500Hz	1kHz	2kHz	4kHz	8kHz	Total	
1	Inlet	For sound data please contact Elta Fans.									
	Outlet										
2	Inlet										
	Outlet										
3	Inlet										
	Outlet										
4	Inlet										
	Outlet										
5	Inlet										
	Outlet										
6	Inlet										
	Outlet										
7	Inlet										
	Outlet										
8	Inlet										
	Outlet										
9	Inlet										
	Outlet										

*Sound Pressure Level (SPL) is average spherical free-field re 20μPa, for comparative use only.
Power rating (watts, kW or BHP) does not include transmission losses.
The AMCA certified ratings seal applies to air performance only.



1120-252-6

960 r/min



Nominal Diameter

1120mm



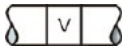
Hub Type

252



Number of Blades

6



BS ISO 5801:2017

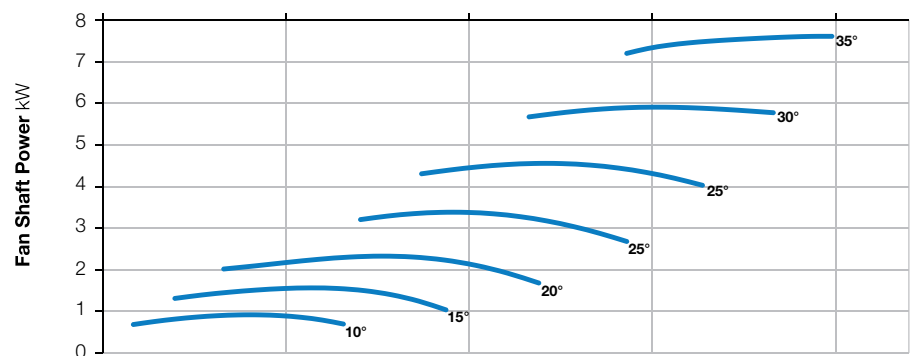
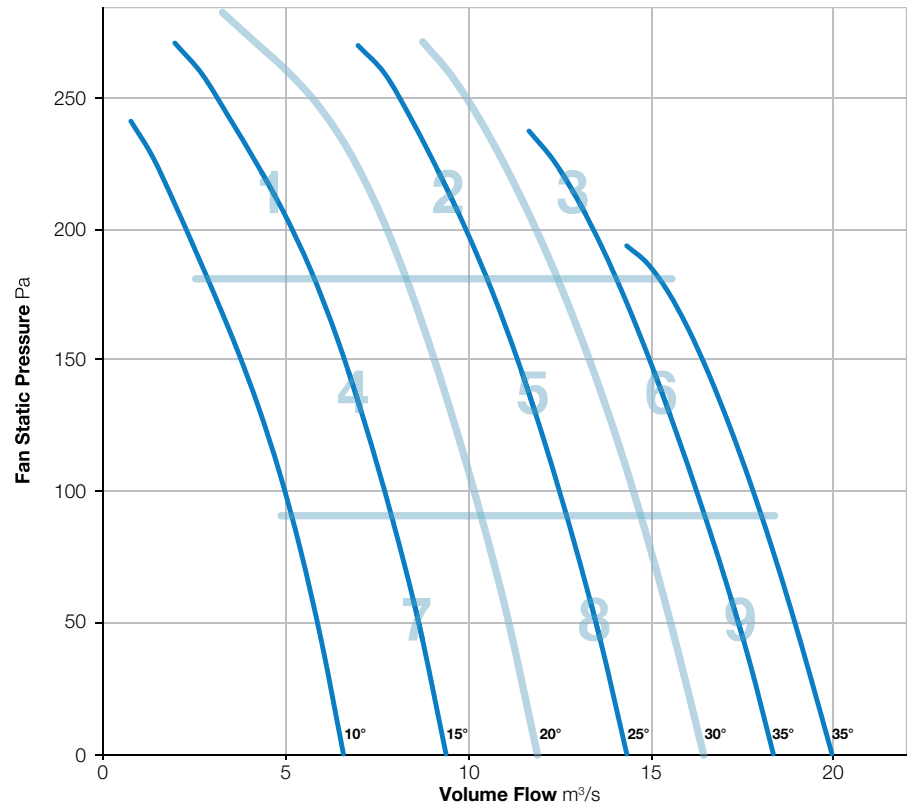
BS EN ISO 5136:2009

Type D installation

Form B



Elta Fans Limited certifies that the Axial Fans shown herein are licensed to bear the AMCA Seal. The ratings shown are based on tests and procedures performed in accordance with AMCA Publication 211 and comply with the requirements of the AMCA Certified Ratings Program. Performance certified is for Installation Type D: Ducted Inlet, Ducted Outlet. Performance ratings do not include the effects of appurtenances (accessories).



Zone		In-duct Sound Power Level (SWL) re 1pW									SPL dBA @ 3m*
		63Hz	125Hz	250Hz	500Hz	1kHz	2kHz	4kHz	8kHz	Total	
1	Inlet	For sound data please contact Elta Fans.									
	Outlet										
2	Inlet										
	Outlet										
3	Inlet										
	Outlet										
4	Inlet										
	Outlet										
5	Inlet										
	Outlet										
6	Inlet										
	Outlet										
7	Inlet										
	Outlet										
8	Inlet										
	Outlet										
9	Inlet										
	Outlet										

*Sound Pressure Level (SPL) is average spherical free-field re 20µPa, for comparative use only.
Power rating (watts, kW or BHP) does not include transmission losses.
The AMCA certified ratings seal applies to air performance only.



1120-252-9

960 r/min



Nominal Diameter

1120mm



Hub Type

252



Number of Blades

9



BS ISO 5801:2017

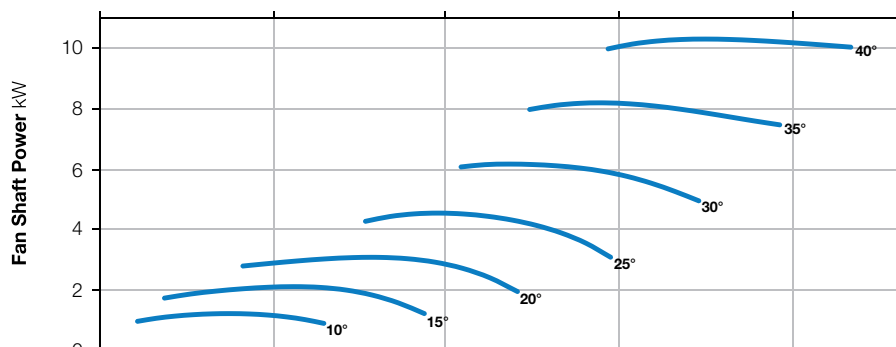
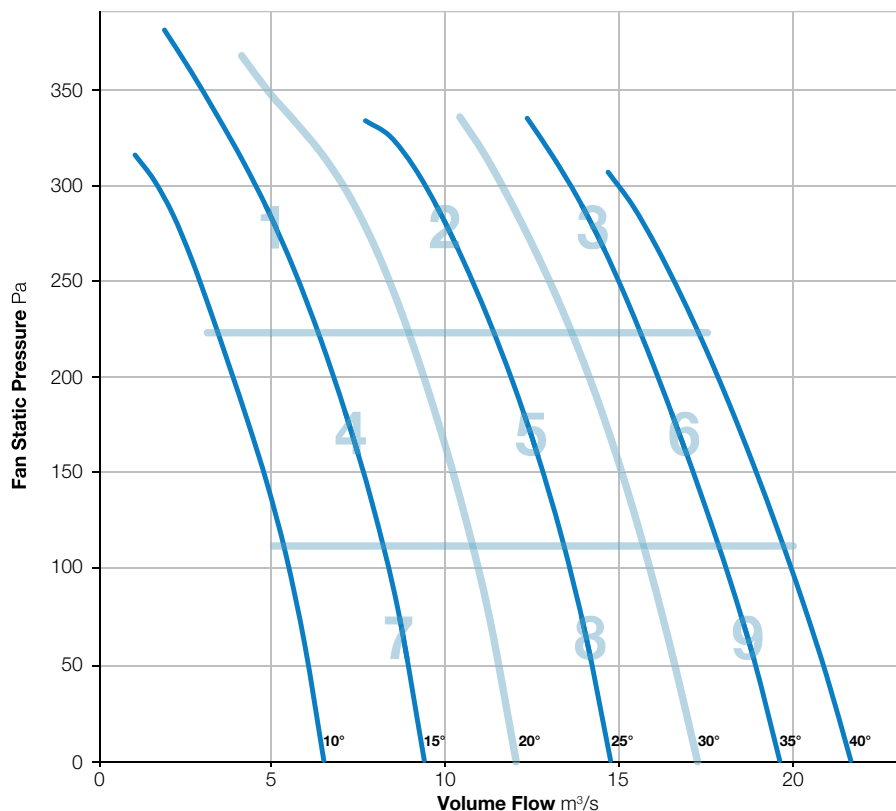
BS EN ISO 5136:2009

Type D installation

Form B



Elta Fans Limited certifies that the Axial Fans shown herein are licensed to bear the AMCA Seal. The ratings shown are based on tests and procedures performed in accordance with AMCA Publication 211 and comply with the requirements of the AMCA Certified Ratings Program. Performance certified is for Installation Type D: Ducted Inlet, Ducted Outlet. Performance ratings do not include the effects of appurtenances (accessories).



Zone		In-duct Sound Power Level (SWL) re 1pW									SPL dBA @ 3m*
		63Hz	125Hz	250Hz	500Hz	1kHz	2kHz	4kHz	8kHz	Total	
1	Inlet	For sound data please contact Elta Fans.									
	Outlet										
2	Inlet										
	Outlet										
3	Inlet										
	Outlet										
4	Inlet										
	Outlet										
5	Inlet										
	Outlet										
6	Inlet										
	Outlet										
7	Inlet										
	Outlet										
8	Inlet										
	Outlet										
9	Inlet										
	Outlet										

*Sound Pressure Level (SPL) is average spherical free-field re 20µPa, for comparative use only.
Power rating (watts, kW or BHP) does not include transmission losses.
The AMCA certified ratings seal applies to air performance only.



1120-352-3

960 r/min



Nominal Diameter

1120mm



Hub Type

352



Number of Blades

3



BS ISO 5801:2017

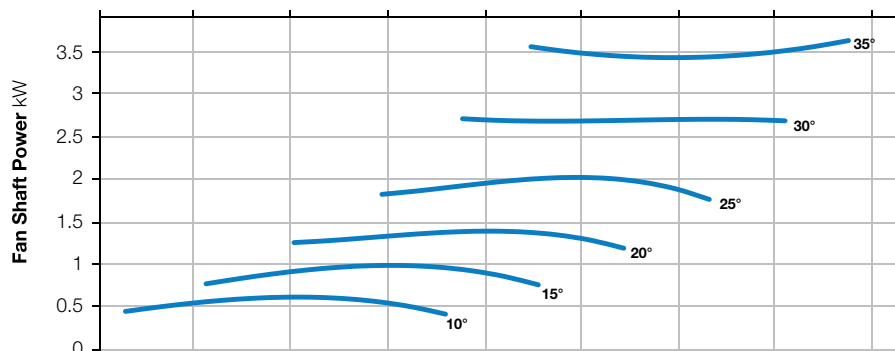
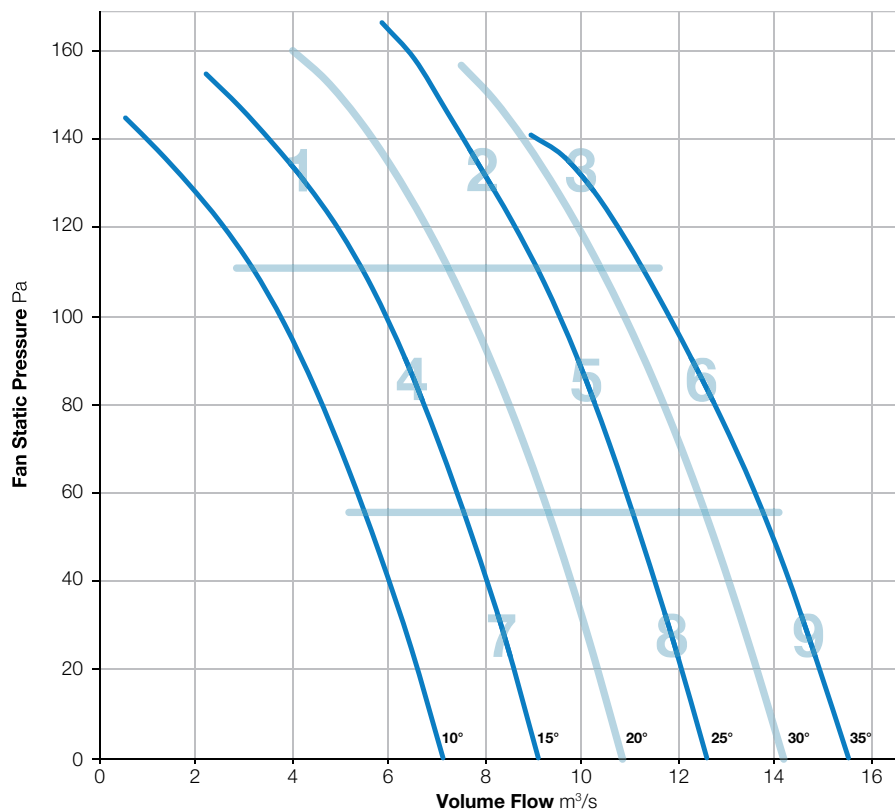
BS EN ISO 5136:2009

Type D installation

Form B



Elta Fans Limited certifies that the Axial Fans shown herein are licensed to bear the AMCA Seal. The ratings shown are based on tests and procedures performed in accordance with AMCA Publication 211 and comply with the requirements of the AMCA Certified Ratings Program. Performance certified is for Installation Type D: Ducted Inlet, Ducted Outlet. Performance ratings do not include the effects of appurtenances (accessories).



Zone		In-duct Sound Power Level (SWL) re 1pW									SPL dBA @ 3m*
		63Hz	125Hz	250Hz	500Hz	1kHz	2kHz	4kHz	8kHz	Total	
1	Inlet	87	84	84	88	86	82	78	72	94	70
	Outlet	94	82	83	86	85	81	77	71	96	68
2	Inlet	91	86	83	82	81	78	75	71	94	65
	Outlet	93	86	82	81	80	78	76	73	95	65
3	Inlet	94	86	84	84	83	80	77	74	96	67
	Outlet	96	90	85	85	84	82	80	78	98	69
4	Inlet	87	84	82	82	82	81	81	73	92	67
	Outlet	92	82	81	80	80	79	79	71	94	65
5	Inlet	91	86	83	83	81	78	75	70	94	65
	Outlet	93	86	82	81	80	77	75	71	95	64
6	Inlet	94	86	84	85	83	80	77	73	96	67
	Outlet	96	90	85	85	84	81	79	76	98	68
7	Inlet	89	85	82	82	82	82	82	72	93	68
	Outlet	93	85	82	81	82	81	80	70	95	67
8	Inlet	92	87	85	84	82	81	77	73	95	67
	Outlet	93	88	85	84	82	81	78	74	96	67
9	Inlet	95	88	85	85	83	80	77	74	97	67
	Outlet	97	90	87	85	84	81	79	77	99	69

*Sound Pressure Level (SPL) is average spherical free-field re 20μPa, for comparative use only.
Power rating (watts, kW or BHP) does not include transmission losses.
The AMCA certified ratings seal applies to air performance only.



1120-352-6

960 r/min



Nominal Diameter

1120mm



Hub Type

352



Number of Blades

6

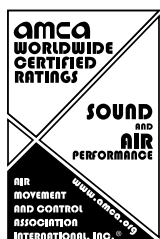


BS ISO 5801:2017

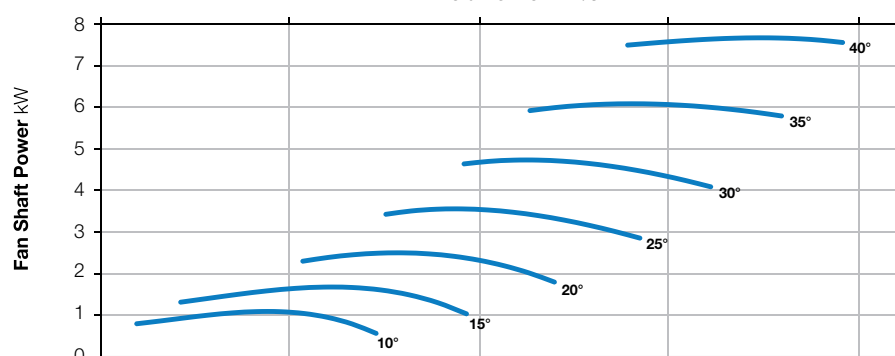
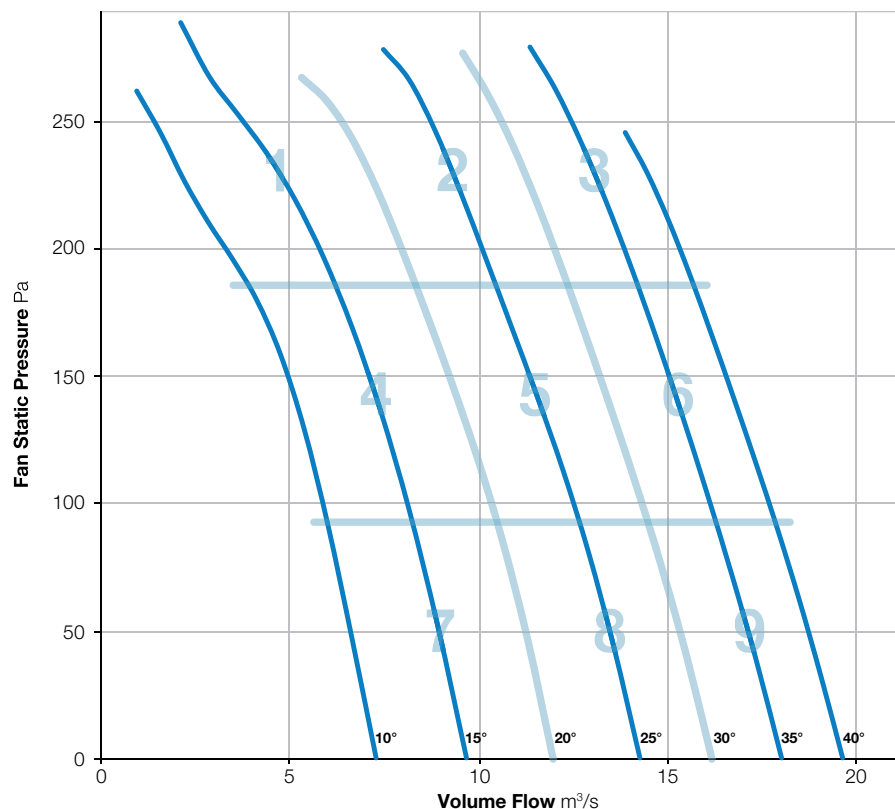
BS ISO 13347-2:2004

Type D installation

Form B



Elta Fans Limited certifies that the Axial Fans shown herein are licensed to bear the AMCA Seal. The ratings shown are based on tests and procedures performed in accordance with AMCA Publications 211 & 311 and comply with the requirements of the AMCA Certified Ratings Program. Performance certified is for Installation Type D: Ducted Inlet, Ducted Outlet. Performance ratings do not include the effects of appurtenances (accessories).



Zone		In-duct Sound Power Level (SWL) re 1pW									SPL dBA @ 3m*
		63Hz	125Hz	250Hz	500Hz	1kHz	2kHz	4kHz	8kHz	Total	
1	Inlet	82	84	95	94	89	85	81	77	99	74
	Outlet	83	85	95	93	89	86	83	79	99	74
2	Inlet	82	89	87	90	87	85	81	81	95	72
	Outlet	86	91	86	89	87	86	83	83	96	72
3	Inlet	89	95	90	88	89	87	83	83	99	73
	Outlet	91	95	90	89	89	88	86	85	99	74
4	Inlet	78	85	84	88	86	84	79	77	93	70
	Outlet	79	85	83	87	87	85	82	77	93	71
5	Inlet	86	91	86	87	82	82	77	77	95	68
	Outlet	85	91	86	85	82	81	80	81	94	68
6	Inlet	89	93	89	87	87	86	81	82	97	72
	Outlet	86	93	87	86	87	87	86	85	97	73
7	Inlet	83	87	84	82	80	77	79	80	92	66
	Outlet	82	87	83	82	81	79	79	78	91	66
8	Inlet	88	93	89	85	82	79	78	78	96	68
	Outlet	86	93	87	86	82	80	79	79	96	68
9	Inlet	89	93	89	87	86	84	81	79	97	71
	Outlet	89	94	88	85	86	86	83	84	97	72

*Sound Pressure Level (SPL) is average spherical free-field re 20μPa, for comparative use only. dBA levels are not licensed by AMCA International.

Power rating (watts, kW or BHP) does not include transmission losses.

The sound power level ratings shown are in decibels, referred to 10⁻¹² watts, calculated per AMCA Standard 301. Values shown are for inlet L_{wa} and outlet L_{wo} sound power levels for Installation Type D: ducted inlet, ducted outlet. Ratings include the effect of duct end correction.



1120-352-9

960 r/min



Nominal Diameter

1120mm



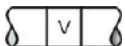
Hub Type

352



Number of Blades

9



BS ISO 5801:2017

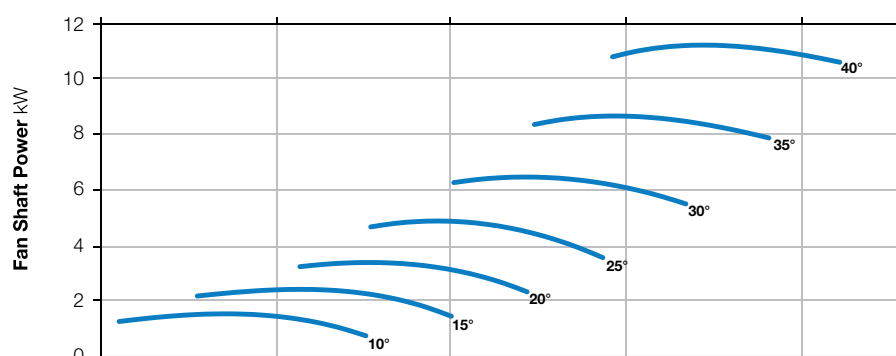
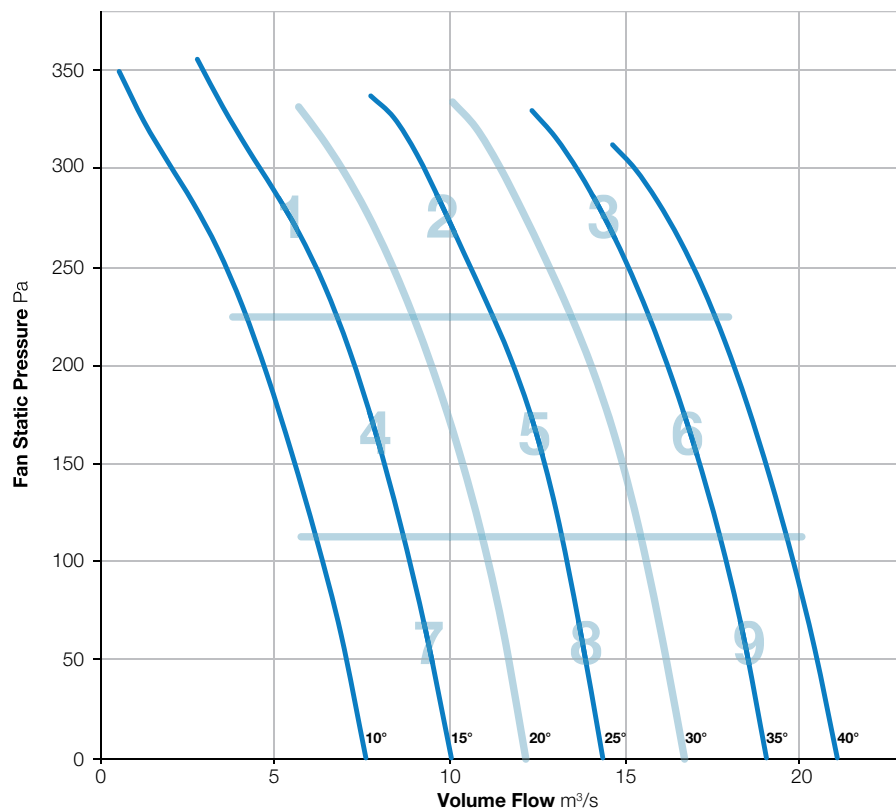
BS EN ISO 5136:2009

Type D installation

Form B



Elta Fans Limited certifies that the Axial Fans shown herein are licensed to bear the AMCA Seal. The ratings shown are based on tests and procedures performed in accordance with AMCA Publication 211 and comply with the requirements of the AMCA Certified Ratings Program. Performance certified is for Installation Type D: Ducted Inlet, Ducted Outlet. Performance ratings do not include the effects of appurtenances (accessories).



Zone		In-duct Sound Power Level (SWL) re 1pW									SPL dBA @ 3m*
		63Hz	125Hz	250Hz	500Hz	1kHz	2kHz	4kHz	8kHz	Total	
1	Inlet	89	87	92	96	93	88	83	75	100	77
	Outlet	91	88	92	94	92	88	82	74	99	76
2	Inlet	90	86	89	92	88	86	82	72	97	73
	Outlet	92	88	88	91	88	86	82	72	97	73
3	Inlet	91	89	90	90	90	85	81	76	97	73
	Outlet	94	91	92	90	90	86	83	79	99	74
4	Inlet	88	84	87	88	88	89	86	76	96	74
	Outlet	91	84	86	86	86	88	84	74	96	72
5	Inlet	91	87	89	90	86	84	81	72	96	71
	Outlet	93	88	89	89	85	84	81	71	97	71
6	Inlet	91	89	90	89	88	83	80	73	97	71
	Outlet	93	91	91	89	89	84	81	77	98	72
7	Inlet	88	84	88	88	87	88	86	74	96	73
	Outlet	91	84	87	86	85	86	84	72	95	71
8	Inlet	93	86	88	89	86	85	82	73	97	71
	Outlet	93	88	88	88	84	84	81	71	97	70
9	Inlet	89	91	96	92	88	83	78	69	99	73
	Outlet	94	92	93	94	89	86	80	74	100	74

*Sound Pressure Level (SPL) is average spherical free-field re 20μPa, for comparative use only.
Power rating (watts, kW or BHP) does not include transmission losses.
The AMCA certified ratings seal applies to air performance only.



1120-352-12

960 r/min



Nominal Diameter

1120mm



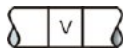
Hub Type

352



Number of Blades

12



BS ISO 5801:2017

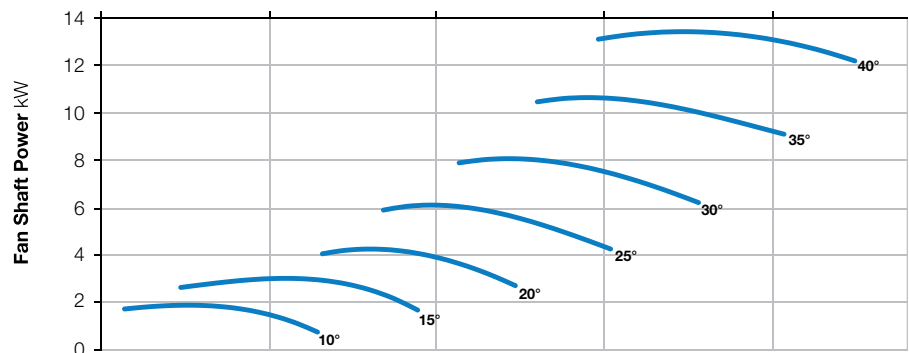
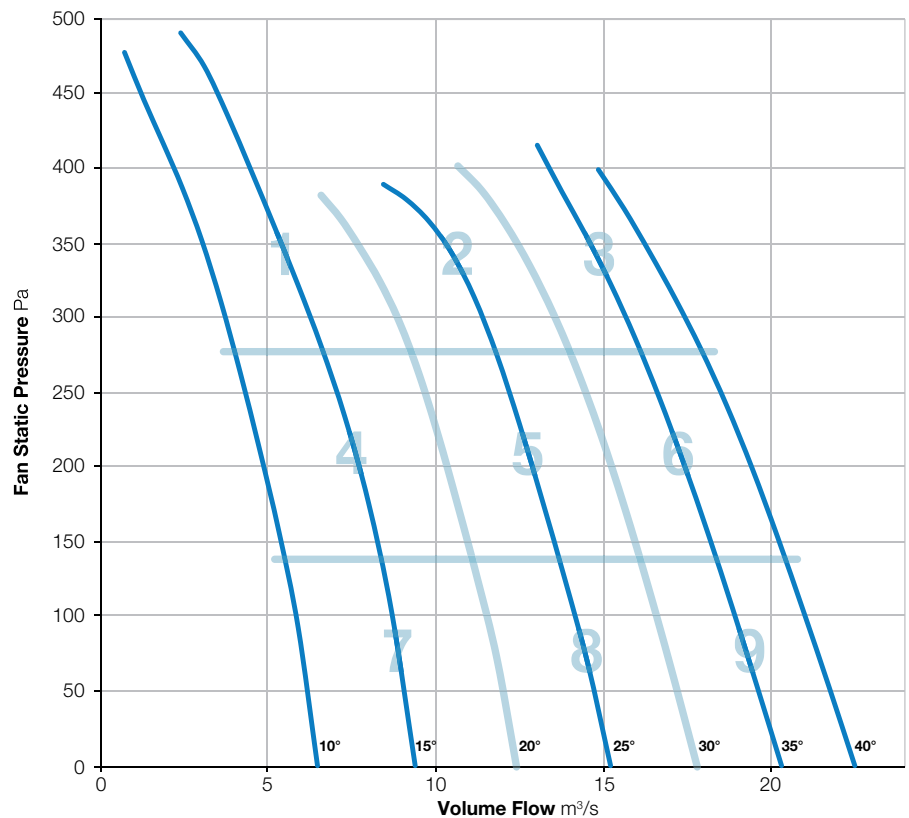
BS ISO 13347-2:2004

Type D installation

Form B



Elta Fans Limited certifies that the Axial Fans shown herein are licensed to bear the AMCA Seal. The ratings shown are based on tests and procedures performed in accordance with AMCA Publications 211 & 311 and comply with the requirements of the AMCA Certified Ratings Program. Performance certified is for Installation Type D: Ducted Inlet, Ducted Outlet. Performance ratings do not include the effects of appurtenances (accessories).



Zone		In-duct Sound Power Level (SWL) re 1pW									SPL dBA @ 3m*
		63Hz	125Hz	250Hz	500Hz	1kHz	2kHz	4kHz	8kHz	Total	
1	Inlet	84	92	96	93	92	88	82	77	100	76
	Outlet	88	93	97	93	91	89	83	81	101	76
2	Inlet	89	85	91	90	88	87	85	80	97	73
	Outlet	87	86	92	96	93	89	87	83	100	77
3	Inlet	92	88	92	88	88	87	84	82	98	73
	Outlet	91	87	90	88	89	89	86	86	98	74
4	Inlet	77	79	90	93	92	90	83	79	98	76
	Outlet	81	80	91	93	91	89	83	79	98	75
5	Inlet	89	86	91	88	87	84	82	79	96	71
	Outlet	88	87	90	88	88	85	84	82	96	72
6	Inlet	91	90	91	89	88	87	82	82	98	73
	Outlet	93	90	92	89	90	88	85	84	99	74
7	Inlet	80	81	86	86	85	82	82	79	92	70
	Outlet	81	79	88	87	86	85	82	79	94	71
8	Inlet	90	88	91	87	86	83	81	80	96	71
	Outlet	89	88	89	87	86	82	81	80	95	70
9	Inlet	93	92	92	89	91	88	85	83	99	75
	Outlet	93	90	93	90	91	89	86	85	99	75

*Sound Pressure Level (SPL) is average spherical free-field re 20μPa, for comparative use only. dBA levels are not licensed by AMCA International.

Power rating (watts, kW or BHP) does not include transmission losses.

The sound power level ratings shown are in decibels, referred to 10⁻¹² watts, calculated per AMCA Standard 301. Values shown are for inlet L_{wa} and outlet L_{wo} sound power levels for Installation Type D: ducted inlet, ducted outlet. Ratings include the effect of duct end correction.



1120-400-3

960 r/min



Nominal Diameter

1120mm



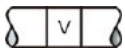
Hub Type

400



Number of Blades

3

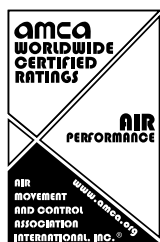


BS ISO 5801:2017

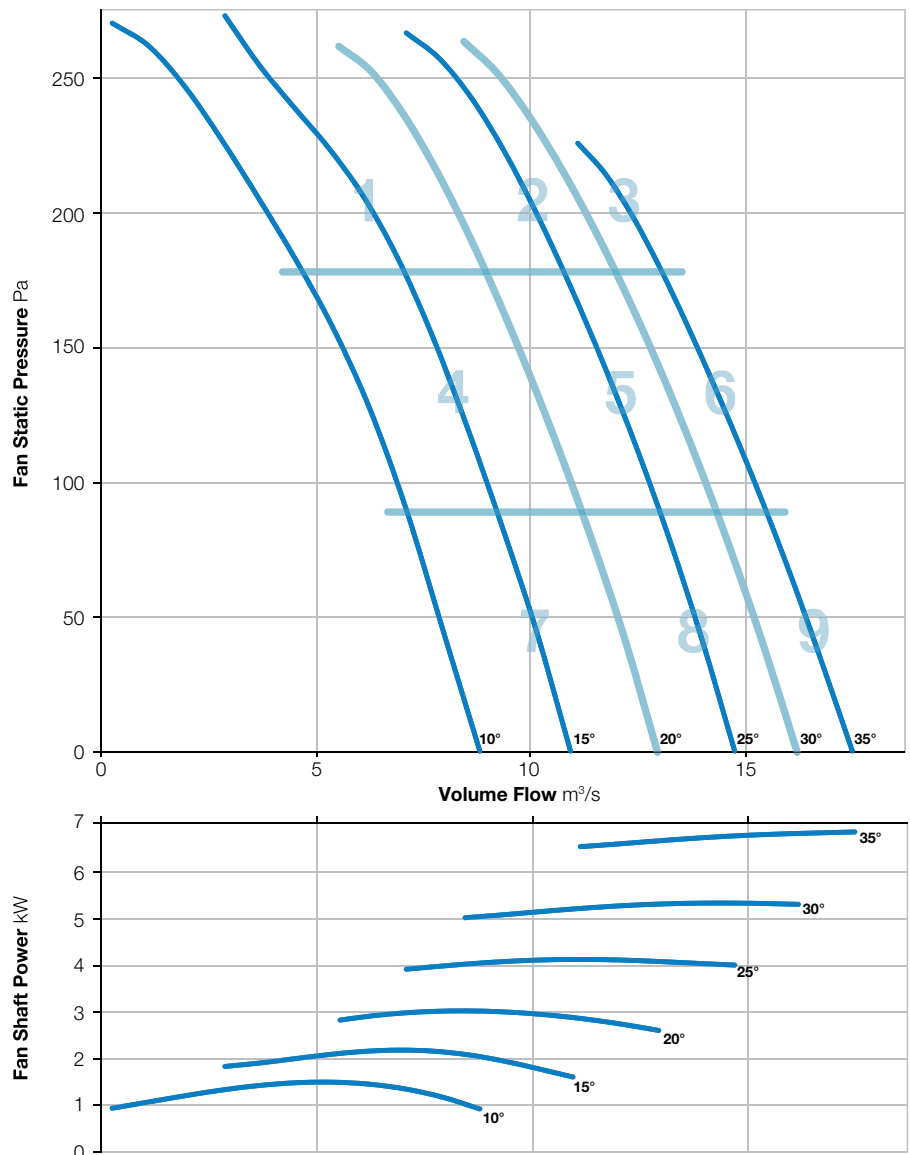
BS EN ISO 5136:2009

Type D installation

Form B



Elta Fans Limited certifies that the Axial Fans shown herein are licensed to bear the AMCA Seal. The ratings shown are based on tests and procedures performed in accordance with AMCA Publication 211 and comply with the requirements of the AMCA Certified Ratings Program. Performance certified is for Installation Type D: Ducted Inlet, Ducted Outlet. Performance ratings do not include the effects of appurtenances (accessories).



Zone		In-duct Sound Power Level (SWL) re 1pW									SPL dBA @ 3m*
		63Hz	125Hz	250Hz	500Hz	1kHz	2kHz	4kHz	8kHz	Total	
1	Inlet	96	93	94	93	87	84	78	68	101	73
	Outlet	93	93	94	93	87	83	78	71	100	73
2	Inlet	96	92	87	91	87	82	80	74	99	71
	Outlet	98	91	87	90	87	82	80	78	100	71
3	Inlet	101	95	90	95	87	85	85	80	103	75
	Outlet	101	95	90	95	89	86	86	86	103	75
4	Inlet	94	87	84	84	84	84	84	66	97	70
	Outlet	93	87	84	89	85	82	77	68	96	70
5	Inlet	95	89	85	90	86	81	77	71	98	70
	Outlet	97	89	86	89	86	81	78	74	99	70
6	Inlet	100	92	88	94	86	84	82	77	102	73
	Outlet	100	93	89	94	88	85	84	82	102	74
7	Inlet	94	88	85	89	85	84	77	63	97	70
	Outlet	92	88	85	90	85	83	76	64	96	70
8	Inlet	96	89	85	90	87	82	77	68	98	71
	Outlet	95	90	86	90	86	82	77	71	98	70
9	Inlet	101	92	88	93	86	83	80	76	102	72
	Outlet	100	93	89	92	87	83	82	80	102	72

*Sound Pressure Level (SPL) is average spherical free-field re 20μPa, for comparative use only.
Power rating (watts, kW or BHP) does not include transmission losses.
The AMCA certified ratings seal applies to air performance only.



1120-400-6

960 r/min



Nominal Diameter

1120mm



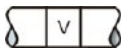
Hub Type

400



Number of Blades

6

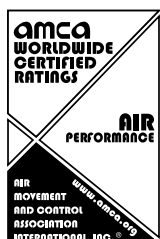


BS ISO 5801:2017

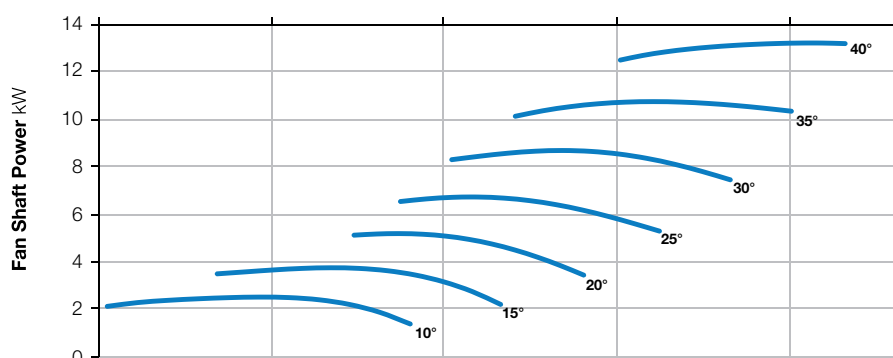
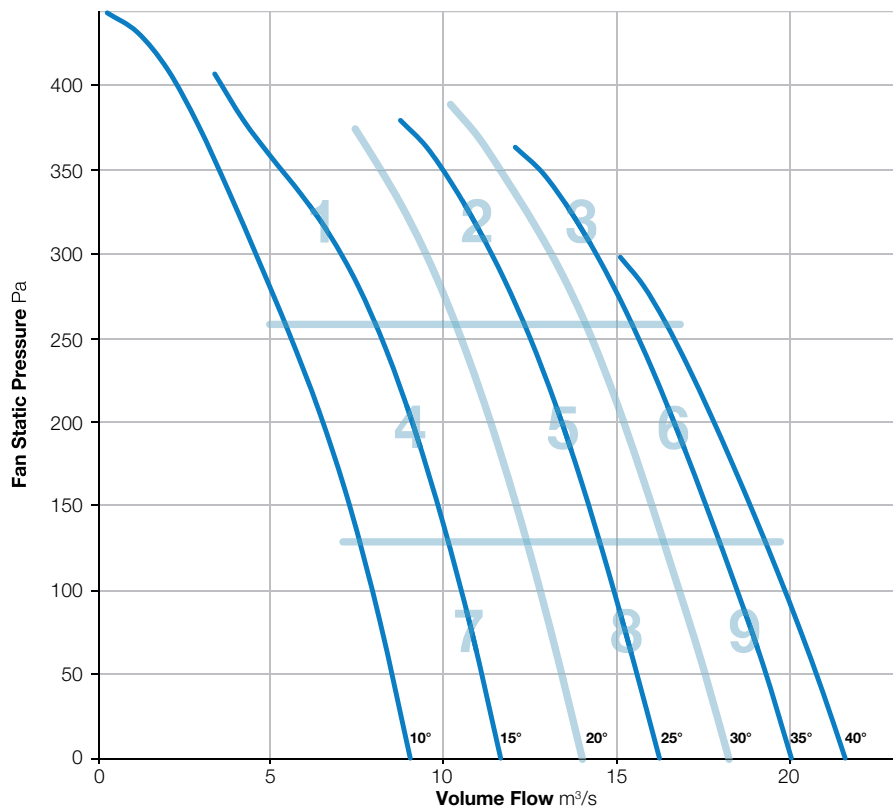
BS EN ISO 5136:2009

Type D installation

Form B



Elta Fans Limited certifies that the Axial Fans shown herein are licensed to bear the AMCA Seal. The ratings shown are based on tests and procedures performed in accordance with AMCA Publication 211 and comply with the requirements of the AMCA Certified Ratings Program. Performance certified is for Installation Type D: Ducted Inlet, Ducted Outlet. Performance ratings do not include the effects of appurtenances (accessories).



Zone		In-duct Sound Power Level (SWL) re 1pW									SPL dBA @ 3m*
		63Hz	125Hz	250Hz	500Hz	1kHz	2kHz	4kHz	8kHz	Total	
1	Inlet	93	94	95	95	91	87	80	70	101	76
	Outlet	93	95	95	95	91	86	80	72	101	75
2	Inlet	96	92	89	94	89	86	82	73	100	74
	Outlet	94	93	89	93	89	86	82	76	99	74
3	Inlet	99	94	91	91	89	85	82	76	102	73
	Outlet	100	95	93	93	90	86	84	79	103	75
4	Inlet	90	91	86	92	88	85	79	69	97	73
	Outlet	91	91	88	92	88	84	78	69	98	72
5	Inlet	94	93	88	93	89	86	81	73	99	74
	Outlet	94	93	90	94	89	86	81	76	100	74
6	Inlet	100	95	90	91	88	85	82	76	102	73
	Outlet	99	96	92	93	90	86	84	79	102	75
7	Inlet	91	92	87	91	88	85	78	68	97	72
	Outlet	91	91	88	92	88	84	78	68	98	72
8	Inlet	94	92	88	93	89	85	80	71	99	73
	Outlet	95	93	89	93	88	84	79	72	100	73
9	Inlet	102	92	89	91	88	85	82	77	103	73
	Outlet	101	94	90	92	89	86	85	81	103	74

*Sound Pressure Level (SPL) is average spherical free-field re 20μPa, for comparative use only.
Power rating (watts, kW or BHP) does not include transmission losses.
The AMCA certified ratings seal applies to air performance only.



1120-400-9

960 r/min



Nominal Diameter

1120mm



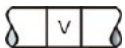
Hub Type

400



Number of Blades

9



BS ISO 5801:2017

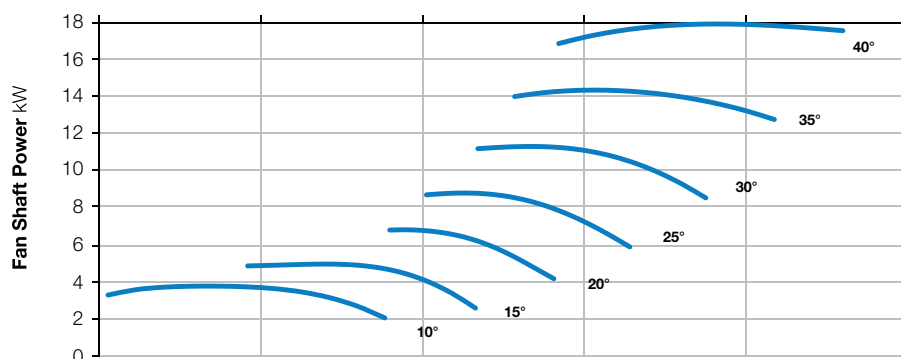
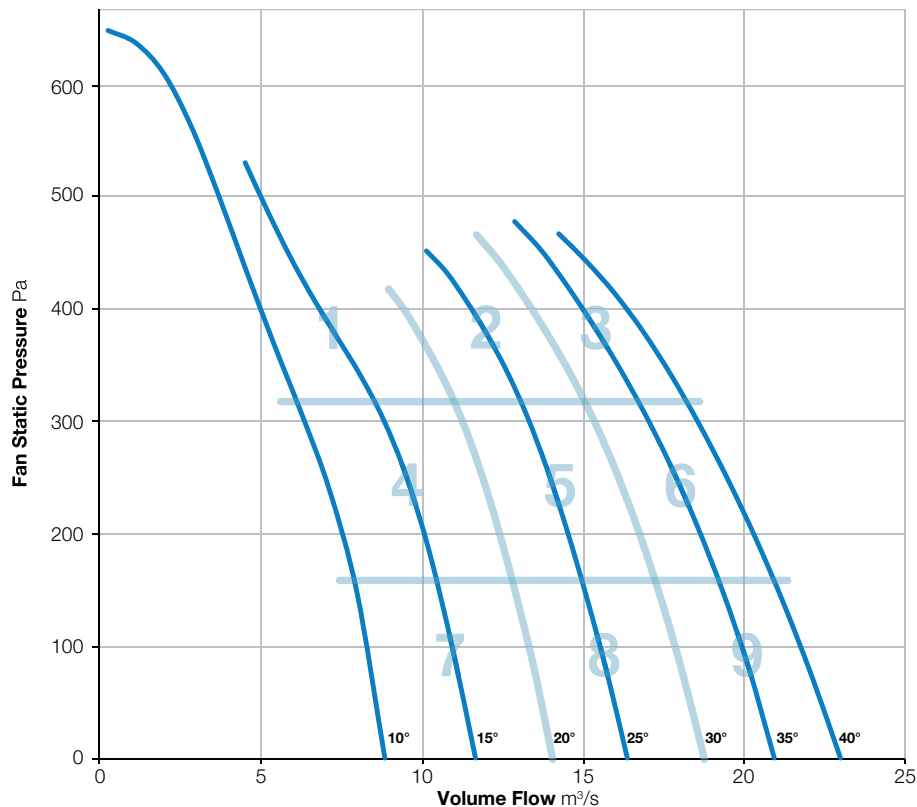
BS EN ISO 5136:2009

Type D installation

Form B



Elta Fans Limited certifies that the Axial Fans shown herein are licensed to bear the AMCA Seal. The ratings shown are based on tests and procedures performed in accordance with AMCA Publication 211 and comply with the requirements of the AMCA Certified Ratings Program. Performance certified is for Installation Type D: Ducted Inlet, Ducted Outlet. Performance ratings do not include the effects of appurtenances (accessories).



Zone		In-duct Sound Power Level (SWL) re 1pW									SPL dBA @ 3m*
		63Hz	125Hz	250Hz	500Hz	1kHz	2kHz	4kHz	8kHz	Total	
1	Inlet	95	98	99	98	92	87	81	71	104	78
	Outlet	96	99	99	97	92	87	81	73	104	77
2	Inlet	94	96	90	96	90	88	83	75	101	76
	Outlet	94	97	90	95	89	88	84	78	101	75
3	Inlet	96	94	89	92	88	85	82	76	100	73
	Outlet	96	97	91	92	89	87	84	79	101	74
4	Inlet	88	93	89	94	90	87	81	69	99	75
	Outlet	88	94	89	94	90	87	81	68	99	75
5	Inlet	92	95	89	96	89	87	82	74	100	75
	Outlet	92	96	90	94	89	87	82	76	100	74
6	Inlet	95	95	89	92	89	86	82	74	100	73
	Outlet	96	97	91	93	90	87	83	77	101	75
7	Inlet	88	93	89	93	90	86	80	70	98	74
	Outlet	86	95	90	93	90	86	80	71	99	74
8	Inlet	94	98	90	94	90	88	82	66	102	75
	Outlet	93	99	91	91	89	88	81	69	101	74
9	Inlet	96	93	90	91	90	89	86	80	100	75
	Outlet	98	95	91	93	91	90	88	83	102	76

*Sound Pressure Level (SPL) is average spherical free-field re 20μPa, for comparative use only.
Power rating (watts, kW or BHP) does not include transmission losses.
The AMCA certified ratings seal applies to air performance only.



1120-182-3

1440 r/min



Nominal Diameter

1120mm



Hub Type

182



Number of Blades

3



BS ISO 5801:2017

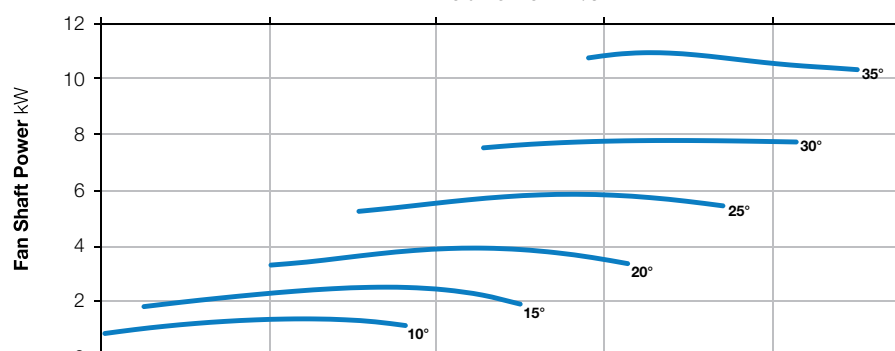
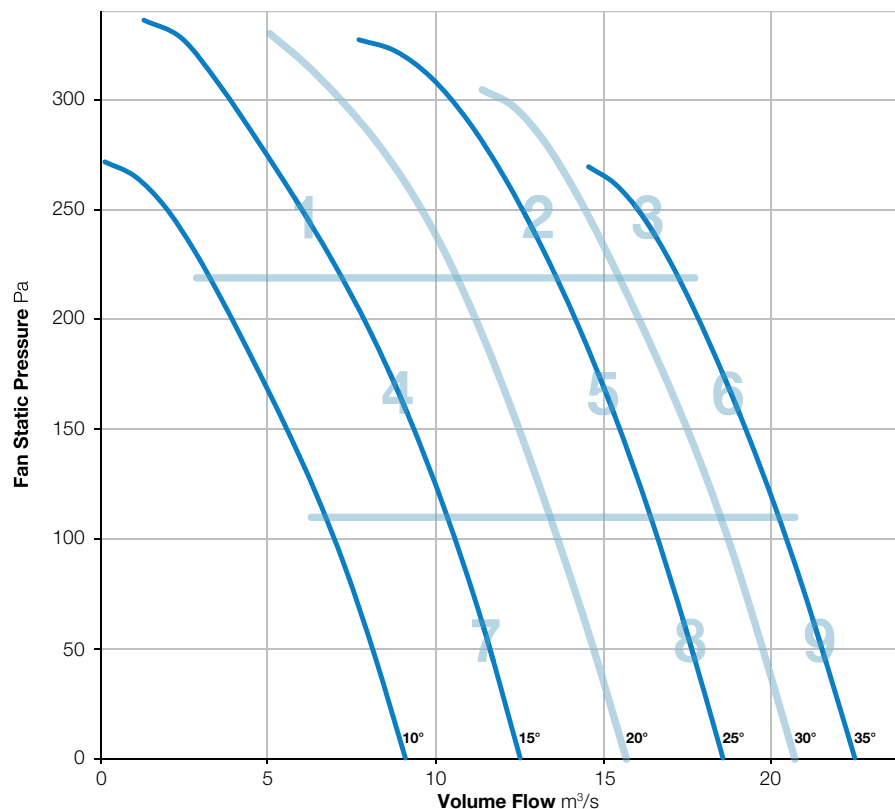
BS EN ISO 5136:2009

Type D installation

Form B



Elta Fans Limited certifies that the Axial Fans shown herein are licensed to bear the AMCA Seal. The ratings shown are based on tests and procedures performed in accordance with AMCA Publication 211 and comply with the requirements of the AMCA Certified Ratings Program. Performance certified is for Installation Type D: Ducted Inlet, Ducted Outlet. Performance ratings do not include the effects of appurtenances (accessories).



Zone		In-duct Sound Power Level (SWL) re 1pW									SPL dBA @ 3m*
		63Hz	125Hz	250Hz	500Hz	1kHz	2kHz	4kHz	8kHz	Total	
1	Inlet	For sound data please contact Elta Fans.									
	Outlet										
2	Inlet										
	Outlet										
3	Inlet										
	Outlet										
4	Inlet										
	Outlet										
5	Inlet										
	Outlet										
6	Inlet										
	Outlet										
7	Inlet										
	Outlet										
8	Inlet										
	Outlet										
9	Inlet										
	Outlet										

*Sound Pressure Level (SPL) is average spherical free-field re 20µPa, for comparative use only.
Power rating (watts, kW or BHP) does not include transmission losses.
The AMCA certified ratings seal applies to air performance only.



1120-182-6

1440 r/min



Nominal Diameter

1120mm



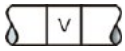
Hub Type

182



Number of Blades

6



BS ISO 5801:2017

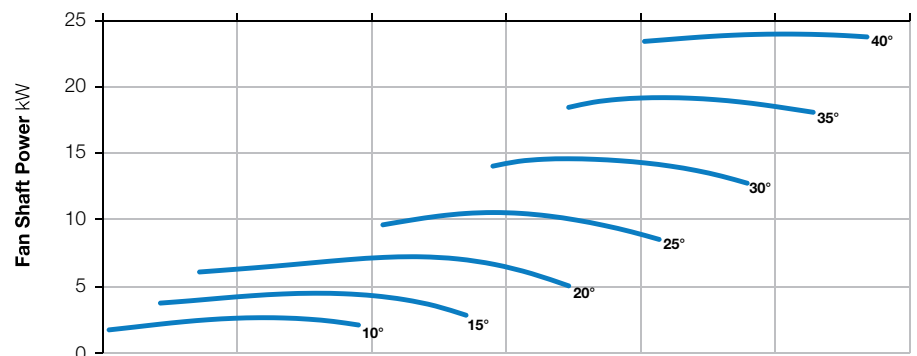
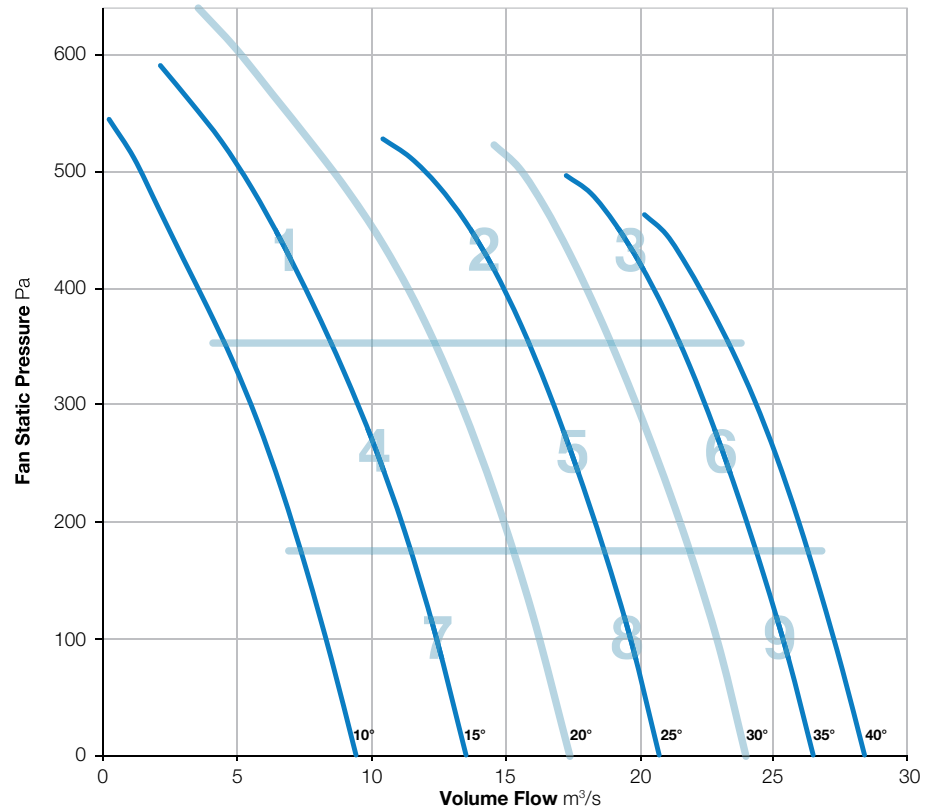
BS EN ISO 5136:2009

Type D installation

Form B



Elta Fans Limited certifies that the Axial Fans shown herein are licensed to bear the AMCA Seal. The ratings shown are based on tests and procedures performed in accordance with AMCA Publication 211 and comply with the requirements of the AMCA Certified Ratings Program. Performance certified is for Installation Type D: Ducted Inlet, Ducted Outlet. Performance ratings do not include the effects of appurtenances (accessories).



Zone		In-duct Sound Power Level (SWL) re 1pW									SPL dBA @ 3m*
		63Hz	125Hz	250Hz	500Hz	1kHz	2kHz	4kHz	8kHz	Total	
1	Inlet	For sound data please contact Elta Fans.									
	Outlet										
2	Inlet										
	Outlet										
3	Inlet										
	Outlet										
4	Inlet										
	Outlet										
5	Inlet										
	Outlet										
6	Inlet										
	Outlet										
7	Inlet										
	Outlet										
8	Inlet										
	Outlet										
9	Inlet										
	Outlet										

*Sound Pressure Level (SPL) is average spherical free-field re 20µPa, for comparative use only.
Power rating (watts, kW or BHP) does not include transmission losses.
The AMCA certified ratings seal applies to air performance only.



1120-252-3

1440 r/min



Nominal Diameter

1120mm



Hub Type

252



Number of Blades

3

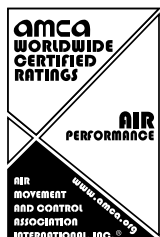


BS ISO 5801:2017

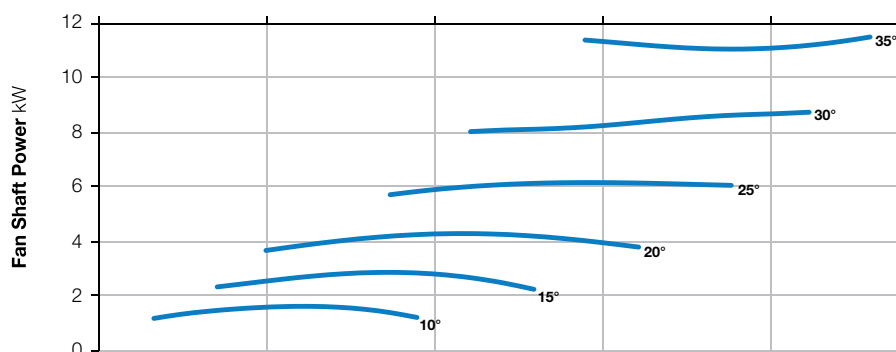
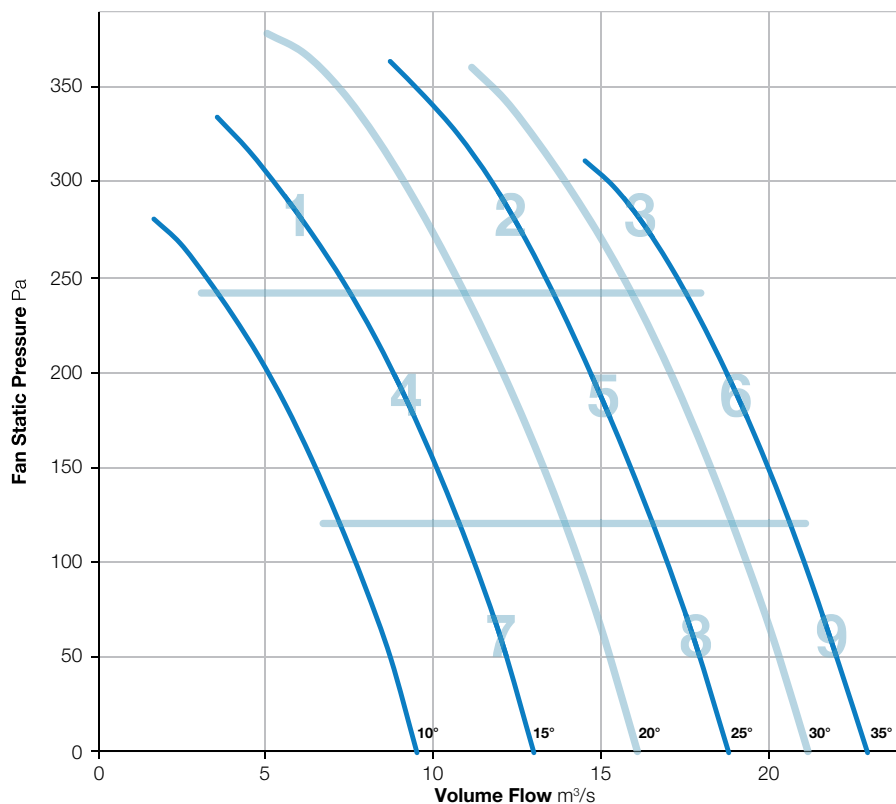
BS EN ISO 5136:2009

Type D installation

Form B



Elta Fans Limited certifies that the Axial Fans shown herein are licensed to bear the AMCA Seal. The ratings shown are based on tests and procedures performed in accordance with AMCA Publication 211 and comply with the requirements of the AMCA Certified Ratings Program. Performance certified is for Installation Type D: Ducted Inlet, Ducted Outlet. Performance ratings do not include the effects of appurtenances (accessories).



Zone		In-duct Sound Power Level (SWL) re 1pW									SPL dBA @ 3m*
		63Hz	125Hz	250Hz	500Hz	1kHz	2kHz	4kHz	8kHz	Total	
1	Inlet	For sound data please contact Elta Fans.									
	Outlet										
2	Inlet										
	Outlet										
3	Inlet										
	Outlet										
4	Inlet										
	Outlet										
5	Inlet										
	Outlet										
6	Inlet										
	Outlet										
7	Inlet										
	Outlet										
8	Inlet										
	Outlet										
9	Inlet										
	Outlet										

*Sound Pressure Level (SPL) is average spherical free-field re 20µPa, for comparative use only.
Power rating (watts, kW or BHP) does not include transmission losses.
The AMCA certified ratings seal applies to air performance only.



1120-252-6

1440 r/min



Nominal Diameter

1120mm



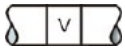
Hub Type

252



Number of Blades

6



BS ISO 5801:2017

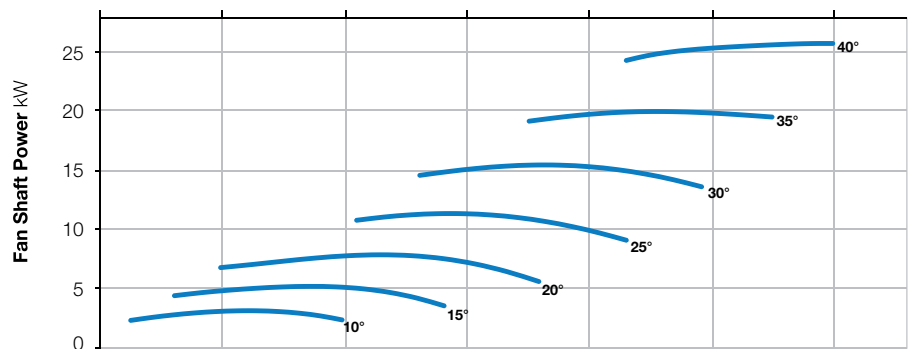
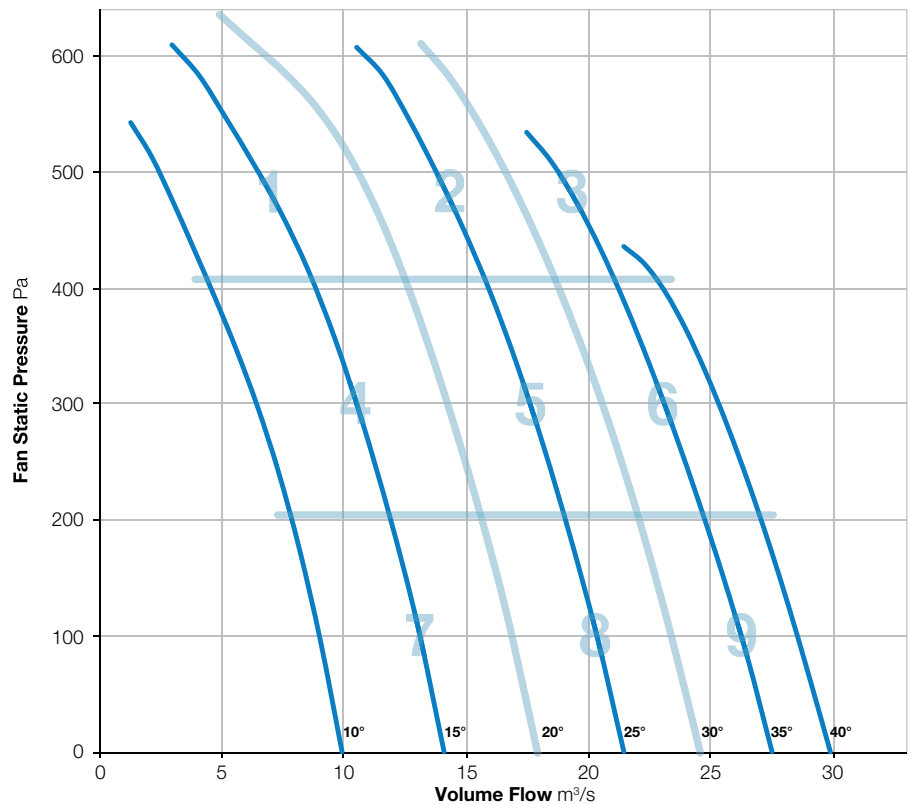
BS EN ISO 5136:2009

Type D installation

Form B



Elta Fans Limited certifies that the Axial Fans shown herein are licensed to bear the AMCA Seal. The ratings shown are based on tests and procedures performed in accordance with AMCA Publication 211 and comply with the requirements of the AMCA Certified Ratings Program. Performance certified is for Installation Type D: Ducted Inlet, Ducted Outlet. Performance ratings do not include the effects of appurtenances (accessories).



Zone		In-duct Sound Power Level (SWL) re 1pW									SPL dBA @ 3m*
		63Hz	125Hz	250Hz	500Hz	1kHz	2kHz	4kHz	8kHz	Total	
1	Inlet	For sound data please contact Elta Fans.									
	Outlet										
2	Inlet										
	Outlet										
3	Inlet										
	Outlet										
4	Inlet										
	Outlet										
5	Inlet										
	Outlet										
6	Inlet										
	Outlet										
7	Inlet										
	Outlet										
8	Inlet										
	Outlet										
9	Inlet										
	Outlet										

*Sound Pressure Level (SPL) is average spherical free-field re 20μPa, for comparative use only.
Power rating (watts, kW or BHP) does not include transmission losses.
The AMCA certified ratings seal applies to air performance only.



1120-252-9

1440 r/min



Nominal Diameter

1120mm



Hub Type

252



Number of Blades

9



BS ISO 5801:2017

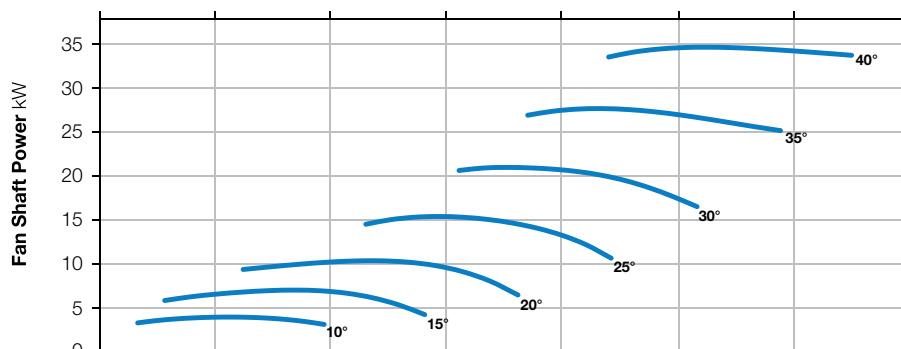
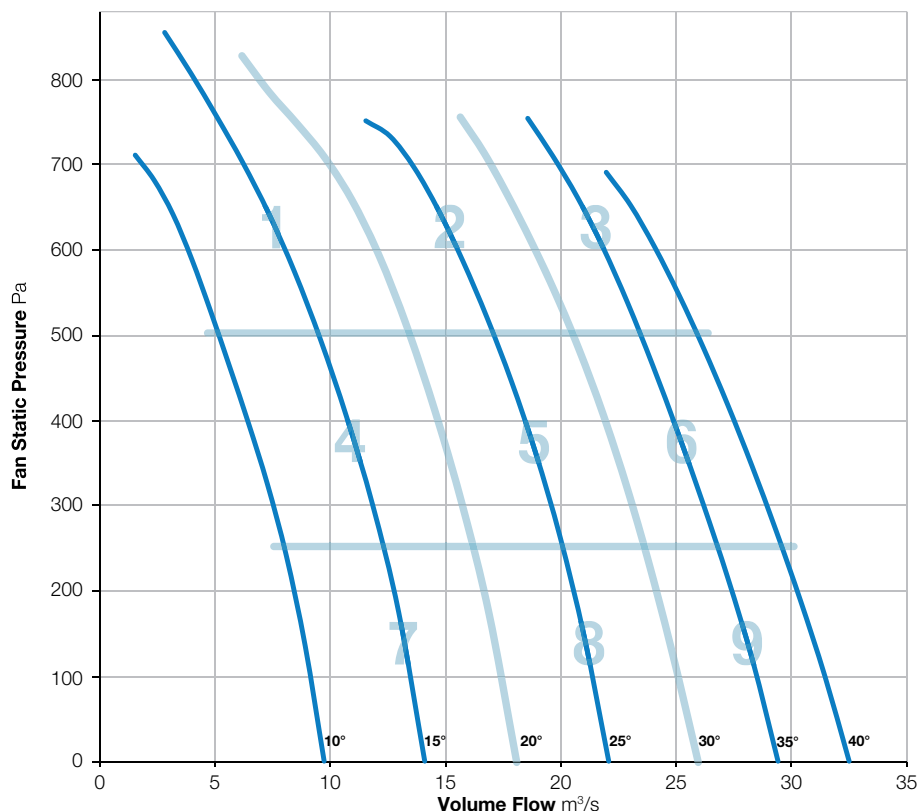
BS EN ISO 5136:2009

Type D installation

Form B



Elta Fans Limited certifies that the Axial Fans shown herein are licensed to bear the AMCA Seal. The ratings shown are based on tests and procedures performed in accordance with AMCA Publication 211 and comply with the requirements of the AMCA Certified Ratings Program. Performance certified is for Installation Type D: Ducted Inlet, Ducted Outlet. Performance ratings do not include the effects of appurtenances (accessories).



Zone		In-duct Sound Power Level (SWL) re 1pW									SPL dBA @ 3m*
		63Hz	125Hz	250Hz	500Hz	1kHz	2kHz	4kHz	8kHz	Total	
1	Inlet	For sound data please contact Elta Fans.									
	Outlet										
2	Inlet										
	Outlet										
3	Inlet										
	Outlet										
4	Inlet										
	Outlet										
5	Inlet										
	Outlet										
6	Inlet										
	Outlet										
7	Inlet										
	Outlet										
8	Inlet										
	Outlet										
9	Inlet										
	Outlet										

*Sound Pressure Level (SPL) is average spherical free-field re 20μPa, for comparative use only.
Power rating (watts, kW or BHP) does not include transmission losses.
The AMCA certified ratings seal applies to air performance only.



1120-352-3

1440 r/min



Nominal Diameter

1120mm



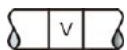
Hub Type

352



Number of Blades

3

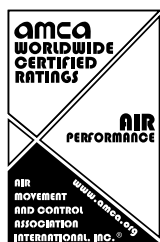


BS ISO 5801:2017

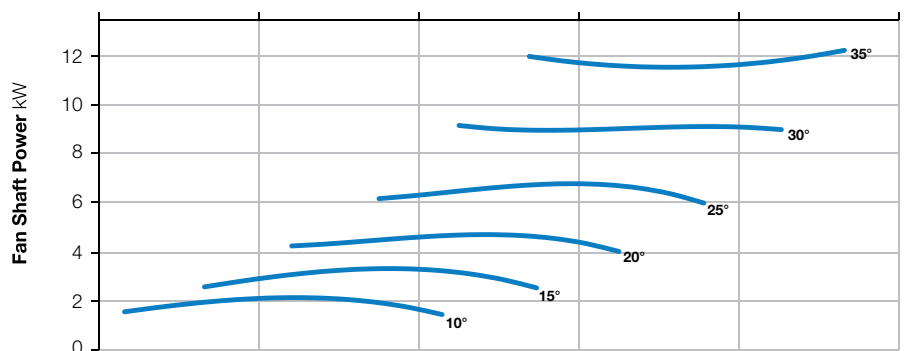
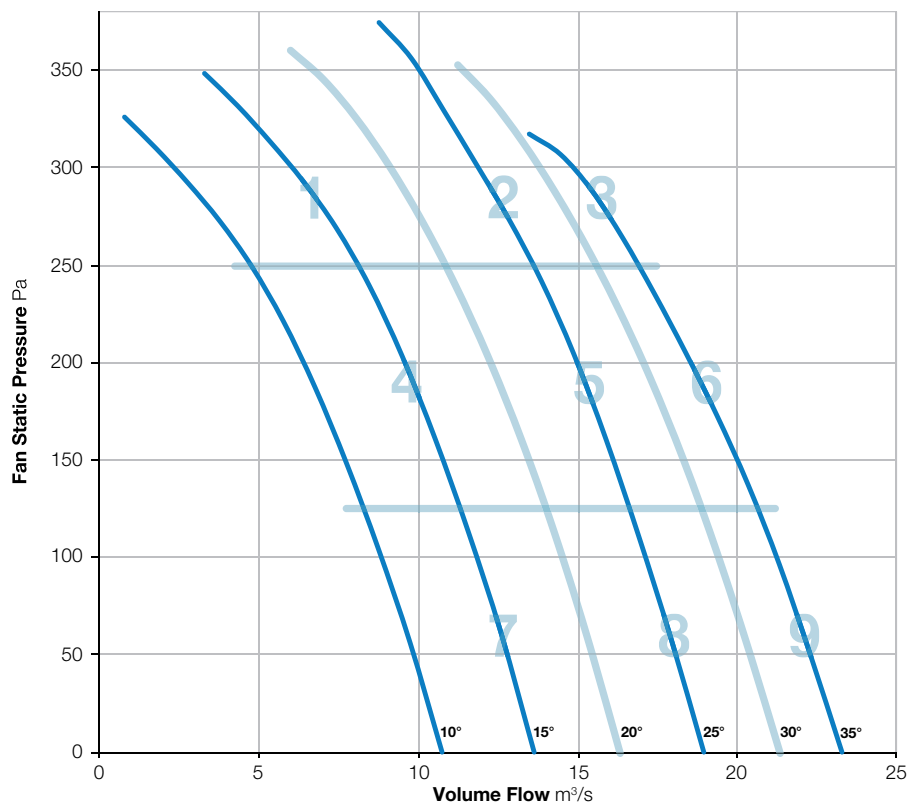
BS EN ISO 5136:2009

Type D installation

Form B



Elta Fans Limited certifies that the Axial Fans shown herein are licensed to bear the AMCA Seal. The ratings shown are based on tests and procedures performed in accordance with AMCA Publication 211 and comply with the requirements of the AMCA Certified Ratings Program. Performance certified is for Installation Type D: Ducted Inlet, Ducted Outlet. Performance ratings do not include the effects of appurtenances (accessories).



Zone		In-duct Sound Power Level (SWL) re 1pW									SPL dBA @ 3m*
		63Hz	125Hz	250Hz	500Hz	1kHz	2kHz	4kHz	8kHz	Total	
1	Inlet	99	91	93	99	99	94	87	81	105	82
	Outlet	99	92	90	98	98	92	87	82	104	80
2	Inlet	103	95	93	93	90	89	86	82	105	75
	Outlet	102	95	92	91	88	87	84	83	104	74
3	Inlet	106	98	95	97	94	93	89	87	108	79
	Outlet	106	98	97	96	93	92	89	88	108	79
4	Inlet	97	89	90	91	88	87	86	81	100	74
	Outlet	99	92	89	90	88	87	86	82	101	74
5	Inlet	102	93	93	92	89	87	85	80	104	74
	Outlet	100	95	91	90	87	85	83	81	102	73
6	Inlet	105	96	95	96	93	91	88	85	107	78
	Outlet	103	98	96	95	92	90	88	86	106	77
7	Inlet	98	90	90	92	87	87	85	81	101	74
	Outlet	101	92	90	91	88	86	85	81	103	73
8	Inlet	100	93	93	93	90	87	85	82	103	75
	Outlet	100	94	91	90	87	86	84	82	102	73
9	Inlet	104	96	94	95	93	91	87	85	106	78
	Outlet	104	98	94	94	92	90	88	86	106	77

*Sound Pressure Level (SPL) is average spherical free-field re 20μPa, for comparative use only.
Power rating (watts, kW or BHP) does not include transmission losses.
The AMCA certified ratings seal applies to air performance only.



1120-352-6

1440 r/min



Nominal Diameter

1120mm



Hub Type

352



Number of Blades

6



BS ISO 5801:2017

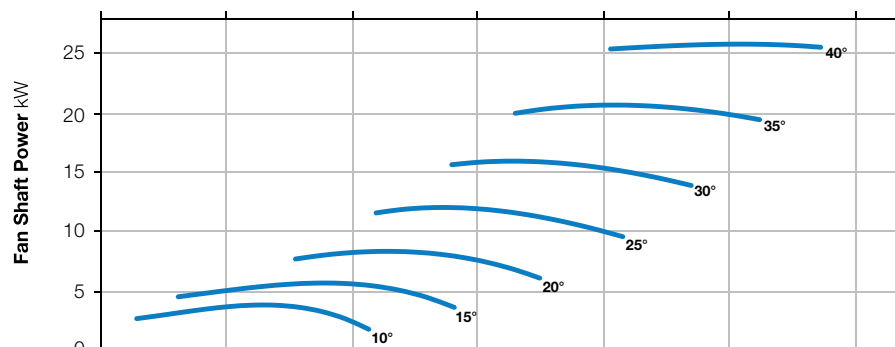
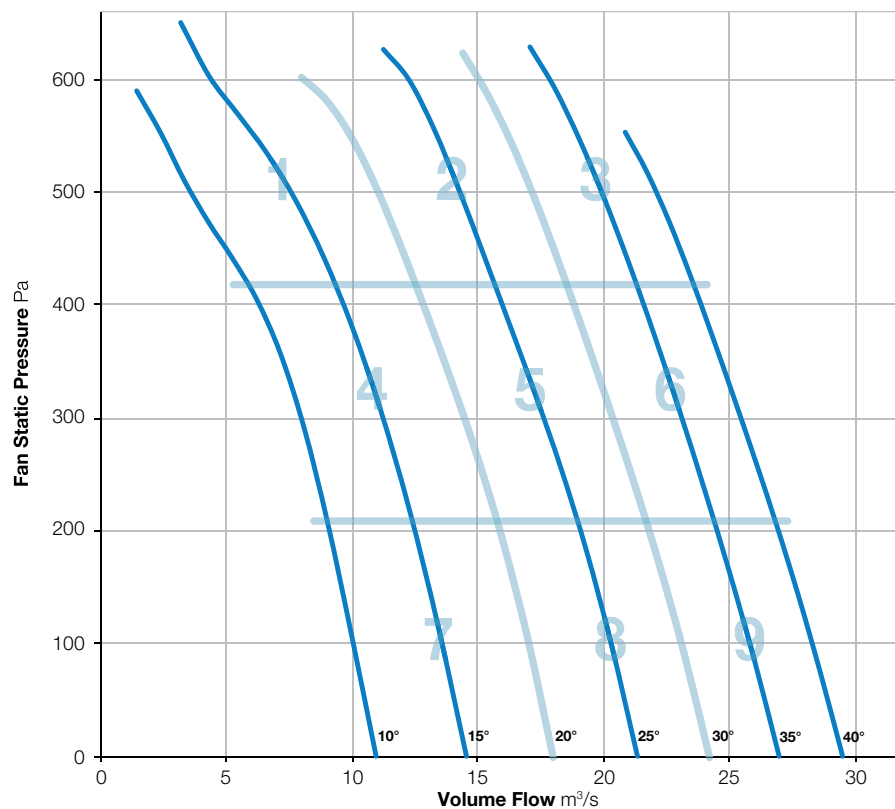
BS ISO 13347-2:2004

Type D installation

Form B



Elta Fans Limited certifies that the Axial Fans shown herein are licensed to bear the AMCA Seal. The ratings shown are based on tests and procedures performed in accordance with AMCA Publications 211 & 311 and comply with the requirements of the AMCA Certified Ratings Program. Performance certified is for Installation Type D: Ducted Inlet, Ducted Outlet. Performance ratings do not include the effects of appurtenances (accessories).



Zone		In-duct Sound Power Level (SWL) re 1pW									SPL dBA @ 3m*
		63Hz	125Hz	250Hz	500Hz	1kHz	2kHz	4kHz	8kHz	Total	
1	Inlet	84	91	102	104	102	94	90	88	108	85
	Outlet	87	91	102	103	101	94	91	89	107	84
2	Inlet	86	93	96	100	101	97	93	90	106	84
	Outlet	89	93	94	96	99	96	93	93	104	82
3	Inlet	93	99	100	100	99	97	95	94	107	84
	Outlet	95	98	99	99	99	98	97	96	107	84
4	Inlet	87	90	90	96	97	95	89	85	102	80
	Outlet	86	90	90	97	98	96	90	85	103	81
5	Inlet	88	96	96	96	95	93	89	87	103	79
	Outlet	91	94	93	94	95	90	90	88	101	78
6	Inlet	91	97	97	96	96	95	94	92	104	81
	Outlet	95	97	96	96	97	96	96	95	105	83
7	Inlet	90	96	93	94	91	88	84	85	101	76
	Outlet	88	93	91	93	93	88	83	86	100	76
8	Inlet	90	96	95	96	96	91	89	87	103	79
	Outlet	92	94	94	95	95	90	89	89	102	79
9	Inlet	94	99	102	96	96	93	91	87	106	80
	Outlet	94	101	101	95	97	93	94	91	106	81

*Sound Pressure Level (SPL) is average spherical free-field re 20µPa, for comparative use only. dBA levels are not licensed by AMCA International.

Power rating (watts, kW or BHP) does not include transmission losses.

The sound power level ratings shown are in decibels, referred to 10⁻¹² watts, calculated per AMCA Standard 301. Values shown are for inlet L_{wa} and outlet L_{wo} sound power levels for Installation Type D: ducted inlet, ducted outlet. Ratings include the effect of duct end correction.



1120-352-9

1440 r/min



Nominal Diameter

1120mm



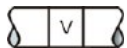
Hub Type

352



Number of Blades

9



BS ISO 5801:2017

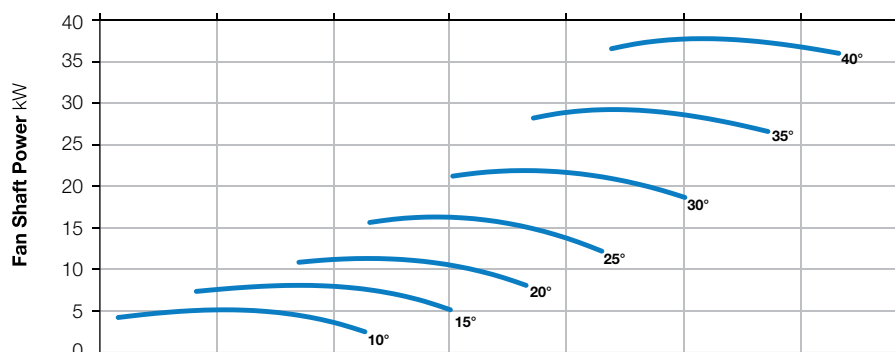
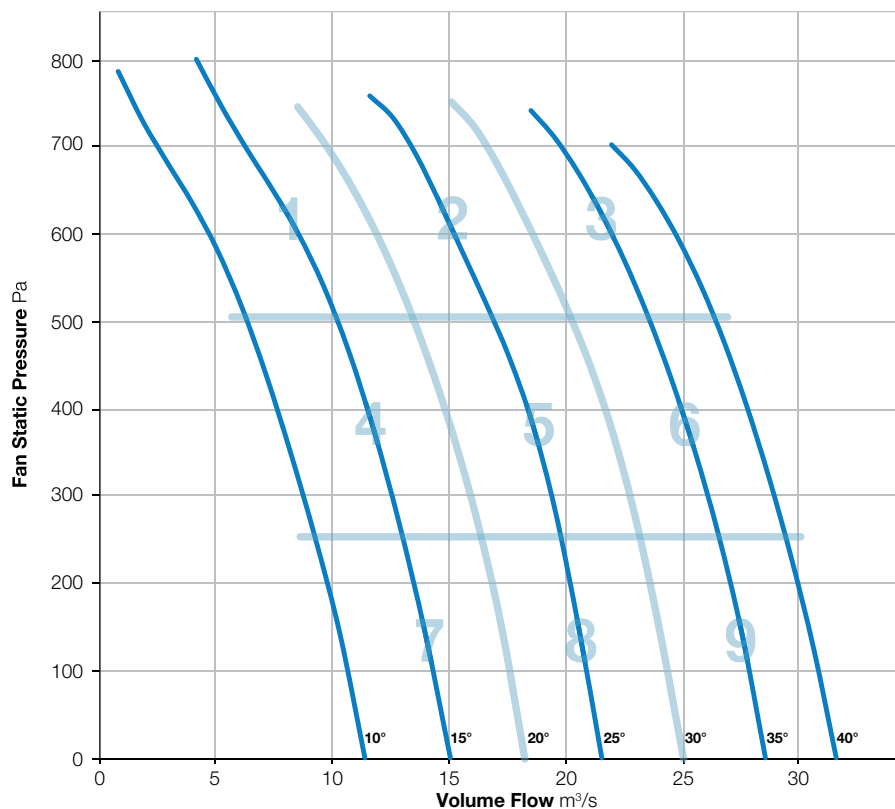
BS EN ISO 5136:2009

Type D installation

Form B



Elta Fans Limited certifies that the Axial Fans shown herein are licensed to bear the AMCA Seal. The ratings shown are based on tests and procedures performed in accordance with AMCA Publication 211 and comply with the requirements of the AMCA Certified Ratings Program. Performance certified is for Installation Type D: Ducted Inlet, Ducted Outlet. Performance ratings do not include the effects of appurtenances (accessories).



Zone		In-duct Sound Power Level (SWL) re 1pW									SPL dBA @ 3m*
		63Hz	125Hz	250Hz	500Hz	1kHz	2kHz	4kHz	8kHz	Total	
1	Inlet	100	98	100	104	102	100	94	88	109	86
	Outlet	101	99	98	103	103	100	94	87	109	86
2	Inlet	100	95	97	99	97	96	92	86	106	82
	Outlet	102	98	97	99	98	97	94	88	107	83
3	Inlet	103	98	100	99	99	96	92	87	108	83
	Outlet	104	99	98	98	98	96	92	89	108	82
4	Inlet	99	94	96	97	95	92	89	86	104	79
	Outlet	99	93	95	96	94	93	88	85	104	79
5	Inlet	101	95	97	98	94	94	91	86	105	80
	Outlet	101	97	97	96	94	93	90	86	105	79
6	Inlet	103	98	100	98	98	95	90	86	107	82
	Outlet	103	100	99	96	96	94	91	87	107	80
7	Inlet	99	91	95	97	95	91	89	85	104	79
	Outlet	98	94	95	94	93	91	90	87	103	78
8	Inlet	102	96	97	96	94	93	92	88	106	80
	Outlet	103	98	98	96	94	94	91	87	106	80
9	Inlet	106	98	106	97	99	95	88	82	110	83
	Outlet	106	99	102	96	97	95	89	85	109	81

*Sound Pressure Level (SPL) is average spherical free-field re 20μPa, for comparative use only.
Power rating (watts, kW or BHP) does not include transmission losses.
The AMCA certified ratings seal applies to air performance only.



1120-352-12

1440 r/min



Nominal Diameter

1120mm



Hub Type

352



Number of Blades

12



BS ISO 5801:2017

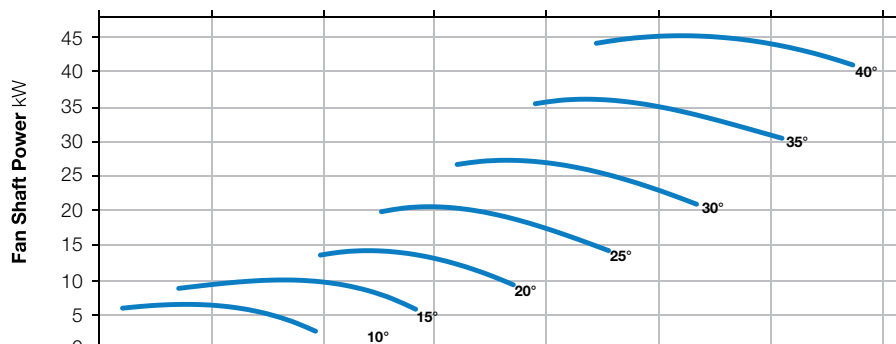
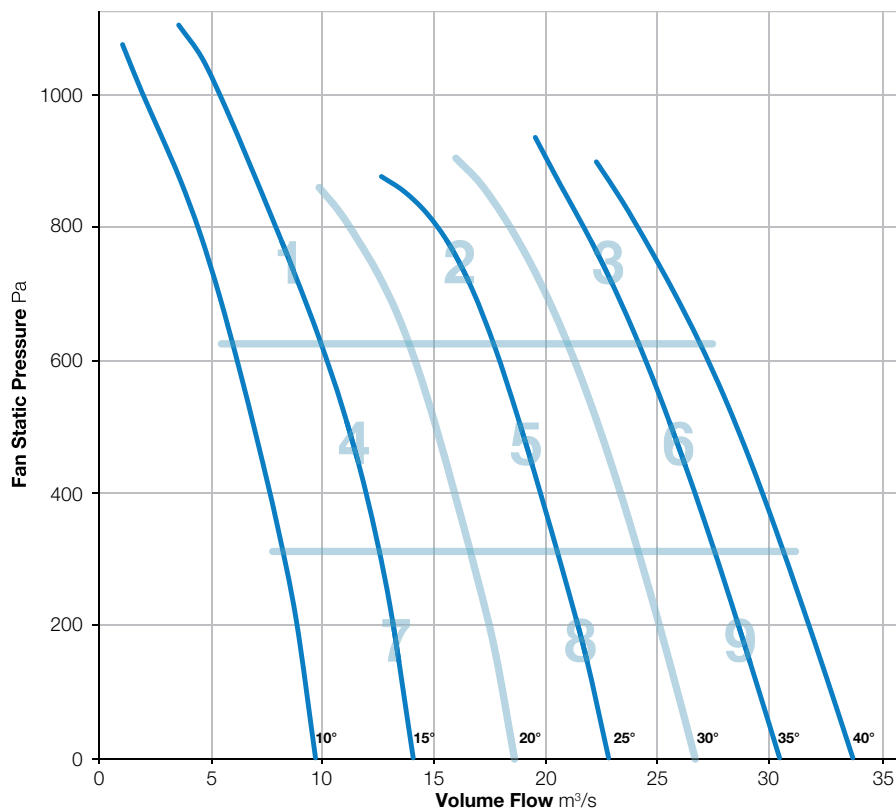
BS ISO 13347-2:2004

Type D installation

Form B



Elta Fans Limited certifies that the Axial Fans shown herein are licensed to bear the AMCA Seal. The ratings shown are based on tests and procedures performed in accordance with AMCA Publications 211 & 311 and comply with the requirements of the AMCA Certified Ratings Program. Performance certified is for Installation Type D: Ducted Inlet, Ducted Outlet. Performance ratings do not include the effects of appurtenances (accessories).



Zone		In-duct Sound Power Level (SWL) re 1pW									SPL dBA @ 3m*
		63Hz	125Hz	250Hz	500Hz	1kHz	2kHz	4kHz	8kHz	Total	
1	Inlet	91	91	103	105	103	97	92	87	109	86
	Outlet	93	91	102	104	102	98	92	88	108	86
2	Inlet	93	89	99	104	105	98	94	90	109	87
	Outlet	94	89	97	104	104	100	95	93	109	87
3	Inlet	97	96	99	99	99	97	92	90	106	83
	Outlet	98	96	100	99	98	97	94	95	107	83
4	Inlet	86	85	97	101	104	100	94	90	108	86
	Outlet	88	84	94	101	104	102	95	91	108	87
5	Inlet	95	96	100	99	98	94	91	87	106	82
	Outlet	96	93	99	97	98	95	93	91	105	82
6	Inlet	99	98	104	98	98	96	92	89	108	83
	Outlet	99	99	102	99	99	98	96	94	108	84
7	Inlet	89	88	96	96	97	99	93	94	104	83
	Outlet	89	87	97	96	99	98	95	93	105	83
8	Inlet	97	96	101	96	96	92	89	88	105	80
	Outlet	96	97	101	97	96	94	92	90	106	81
9	Inlet	100	101	105	100	98	95	92	89	109	83
	Outlet	101	101	102	101	99	98	95	93	109	84

*Sound Pressure Level (SPL) is average spherical free-field re 20µPa, for comparative use only. dBA levels are not licensed by AMCA International.

Power rating (watts, kW or BHP) does not include transmission losses.

The sound power level ratings shown are in decibels, referred to 10⁻¹² watts, calculated per AMCA Standard 301. Values shown are for inlet L_{wa} and outlet L_{wo} sound power levels for Installation Type D: ducted inlet, ducted outlet. Ratings include the effect of duct end correction.



1120-400-3

1440 r/min



Nominal Diameter

1120mm



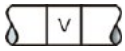
Hub Type

400



Number of Blades

3



BS ISO 5801:2017

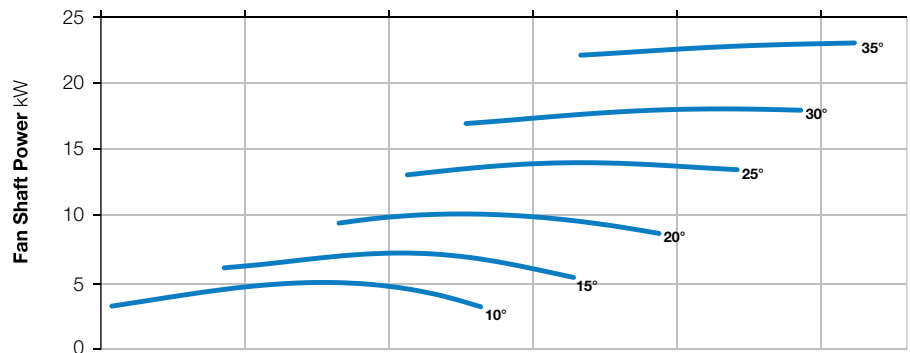
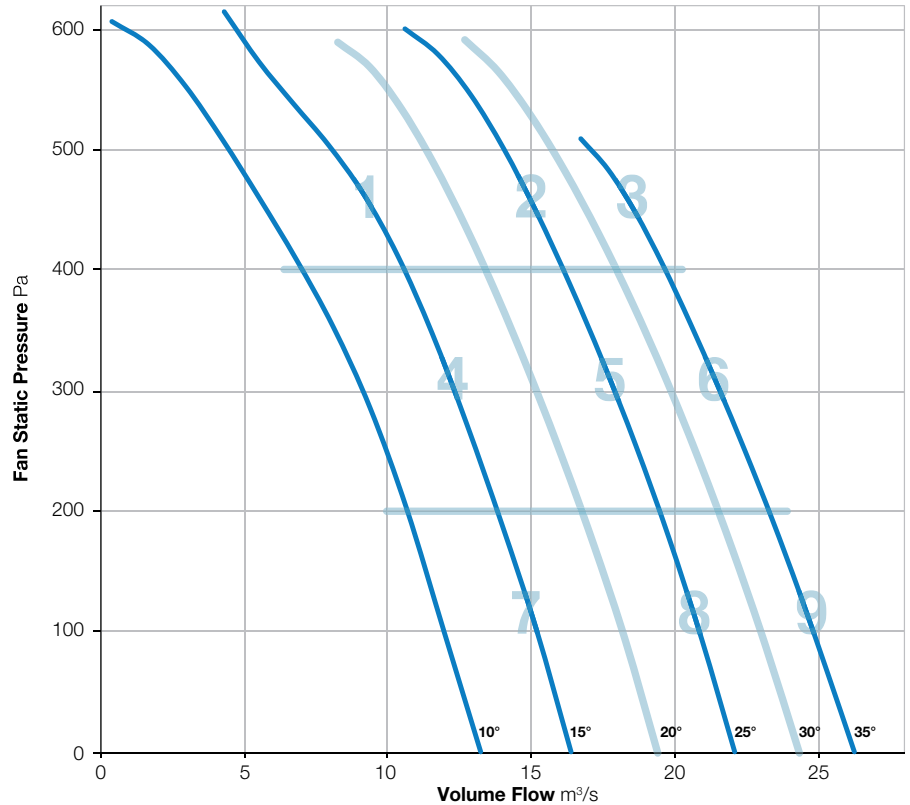
BS EN ISO 5136:2009

Type D installation

Form B



Elta Fans Limited certifies that the Axial Fans shown herein are licensed to bear the AMCA Seal. The ratings shown are based on tests and procedures performed in accordance with AMCA Publication 211 and comply with the requirements of the AMCA Certified Ratings Program. Performance certified is for Installation Type D: Ducted Inlet, Ducted Outlet. Performance ratings do not include the effects of appurtenances (accessories).



Zone		In-duct Sound Power Level (SWL) re 1pW									SPL dBA @ 3m*
		63Hz	125Hz	250Hz	500Hz	1kHz	2kHz	4kHz	8kHz	Total	
1	Inlet	102	99	101	104	100	94	89	82	109	84
	Outlet	105	99	101	103	100	94	89	83	109	84
2	Inlet	106	100	97	97	97	93	89	85	108	80
	Outlet	106	100	98	96	97	92	89	87	108	80
3	Inlet	108	103	98	98	98	94	90	88	110	81
	Outlet	109	104	100	98	100	94	92	92	111	83
4	Inlet	101	97	96	96	96	96	96	81	105	79
	Outlet	104	97	95	95	95	91	87	82	106	78
5	Inlet	105	98	96	98	97	92	89	84	107	80
	Outlet	104	97	96	97	96	92	89	85	107	80
6	Inlet	107	101	97	99	98	93	90	87	109	81
	Outlet	107	101	98	99	99	94	92	90	110	82
7	Inlet	102	96	94	94	95	92	89	81	105	78
	Outlet	102	95	94	93	95	92	88	81	105	78
8	Inlet	106	99	96	97	97	93	89	83	108	80
	Outlet	105	99	97	96	96	93	88	84	107	80
9	Inlet	108	101	97	99	99	93	90	87	110	82
	Outlet	107	101	98	99	99	94	91	89	110	82

*Sound Pressure Level (SPL) is average spherical free-field re 20µPa, for comparative use only.
Power rating (watts, kW or BHP) does not include transmission losses.
The AMCA certified ratings seal applies to air performance only.



1120-400-6

1440 r/min



Nominal Diameter

1120mm



Hub Type

400



Number of Blades

6



BS ISO 5801:2017

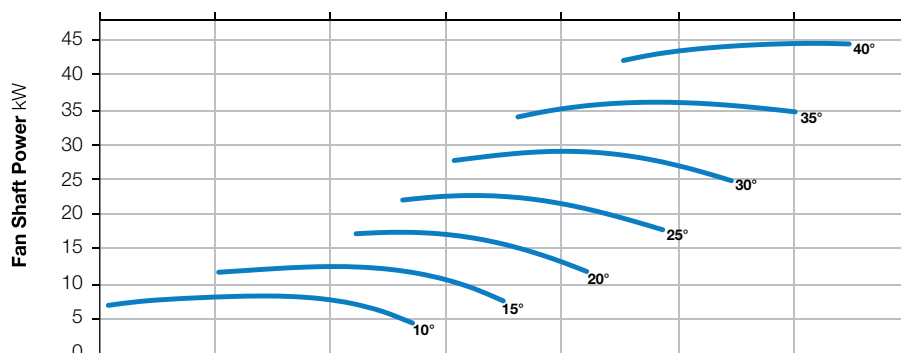
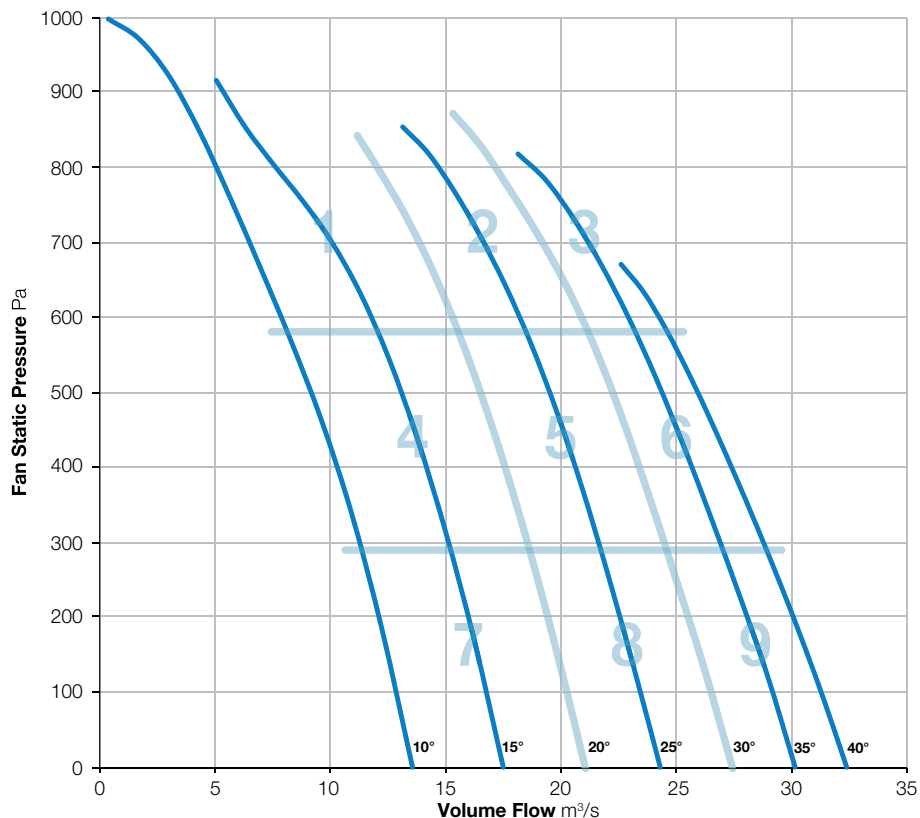
BS EN ISO 5136:2009

Type D installation

Form B



Elta Fans Limited certifies that the Axial Fans shown herein are licensed to bear the AMCA Seal. The ratings shown are based on tests and procedures performed in accordance with AMCA Publication 211 and comply with the requirements of the AMCA Certified Ratings Program. Performance certified is for Installation Type D: Ducted Inlet, Ducted Outlet. Performance ratings do not include the effects of appurtenances (accessories).



Zone		In-duct Sound Power Level (SWL) re 1pW									SPL dBA @ 3m*
		63Hz	125Hz	250Hz	500Hz	1kHz	2kHz	4kHz	8kHz	Total	
1	Inlet	101	101	104	106	103	98	92	85	111	87
	Outlet	103	100	103	105	103	98	92	85	110	86
2	Inlet	105	101	100	98	99	94	91	86	109	82
	Outlet	105	100	100	98	99	94	91	87	108	82
3	Inlet	105	101	100	101	99	96	92	88	109	83
	Outlet	107	101	102	102	100	97	94	91	111	84
4	Inlet	100	96	97	97	99	95	91	84	106	82
	Outlet	102	96	98	97	98	94	90	84	106	81
5	Inlet	103	100	99	98	99	95	91	85	108	82
	Outlet	105	101	101	99	99	95	91	86	109	82
6	Inlet	106	102	101	100	99	95	92	88	110	83
	Outlet	107	102	102	100	100	96	93	90	110	84
7	Inlet	101	97	99	97	99	95	92	84	106	82
	Outlet	100	97	97	97	98	94	91	84	105	81
8	Inlet	103	99	99	97	99	94	90	85	107	82
	Outlet	104	99	100	97	98	94	90	85	108	81
9	Inlet	99	101	98	102	99	96	92	87	108	83
	Outlet	101	103	100	101	100	97	94	91	109	84

*Sound Pressure Level (SPL) is average spherical free-field re 20μPa, for comparative use only.
Power rating (watts, kW or BHP) does not include transmission losses.
The AMCA certified ratings seal applies to air performance only.



1120-400-9

1440 r/min



Nominal Diameter

1120mm



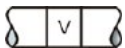
Hub Type

400



Number of Blades

9



BS ISO 5801:2017

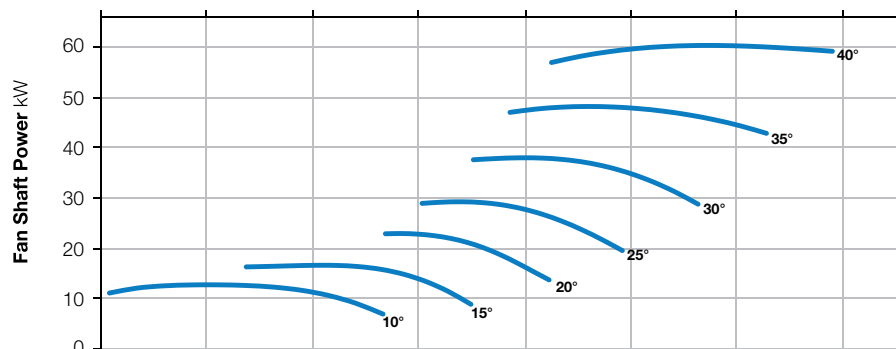
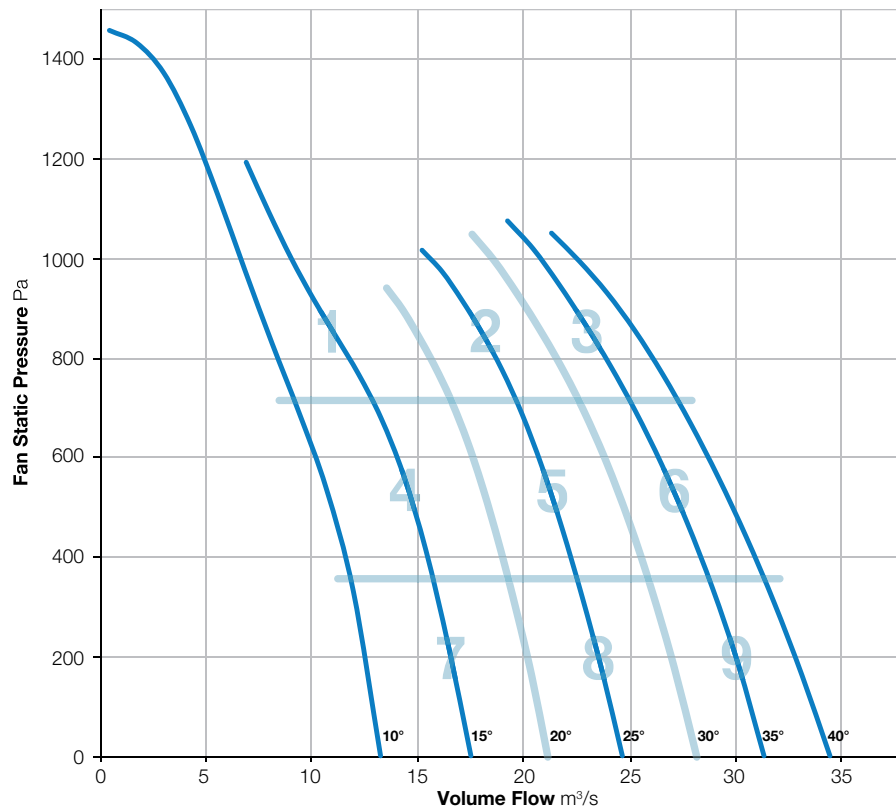
BS EN ISO 5136:2009

Type D installation

Form B



Elta Fans Limited certifies that the Axial Fans shown herein are licensed to bear the AMCA Seal. The ratings shown are based on tests and procedures performed in accordance with AMCA Publication 211 and comply with the requirements of the AMCA Certified Ratings Program. Performance certified is for Installation Type D: Ducted Inlet, Ducted Outlet. Performance ratings do not include the effects of appurtenances (accessories).



Zone		In-duct Sound Power Level (SWL) re 1pW									SPL dBA @ 3m*
		63Hz	125Hz	250Hz	500Hz	1kHz	2kHz	4kHz	8kHz	Total	
1	Inlet	97	101	105	107	104	98	92	85	111	88
	Outlet	97	102	105	107	104	98	92	85	111	88
2	Inlet	100	97	102	101	100	95	91	85	108	83
	Outlet	101	98	103	100	99	96	92	87	108	83
3	Inlet	102	99	101	99	97	95	92	87	107	82
	Outlet	104	100	103	100	97	95	93	89	109	82
4	Inlet	93	92	99	98	99	96	92	86	105	82
	Outlet	94	92	100	98	99	95	92	85	105	82
5	Inlet	98	96	101	98	99	95	91	84	106	82
	Outlet	100	96	102	98	98	95	91	85	107	82
6	Inlet	102	99	101	99	96	94	91	85	107	81
	Outlet	104	100	104	100	98	96	92	88	109	83
7	Inlet	95	93	99	99	99	95	92	86	105	82
	Outlet	93	92	101	99	99	95	92	85	106	82
8	Inlet	100	99	104	99	100	97	93	85	108	84
	Outlet	100	98	105	99	98	97	92	85	108	83
9	Inlet	104	100	101	102	99	98	96	91	109	84
	Outlet	106	103	103	102	100	100	97	94	111	86

*Sound Pressure Level (SPL) is average spherical free-field re 20μPa, for comparative use only.
Power rating (watts, kW or BHP) does not include transmission losses.
The AMCA certified ratings seal applies to air performance only.



1250-252-3

720 r/min



Nominal Diameter

1250mm



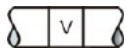
Hub Type

252



Number of Blades

3



BS ISO 5801:2017

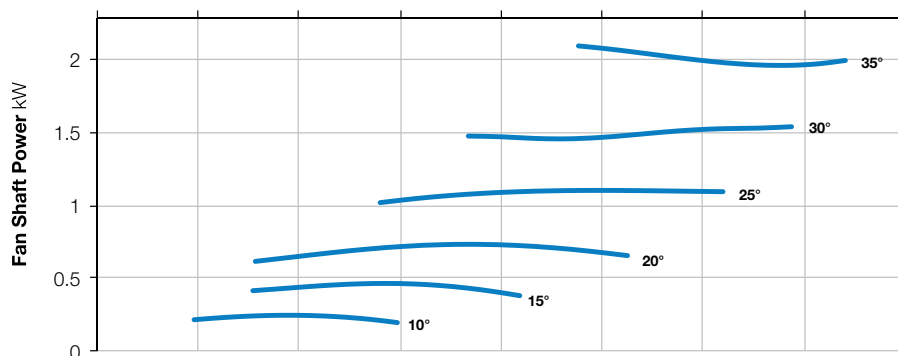
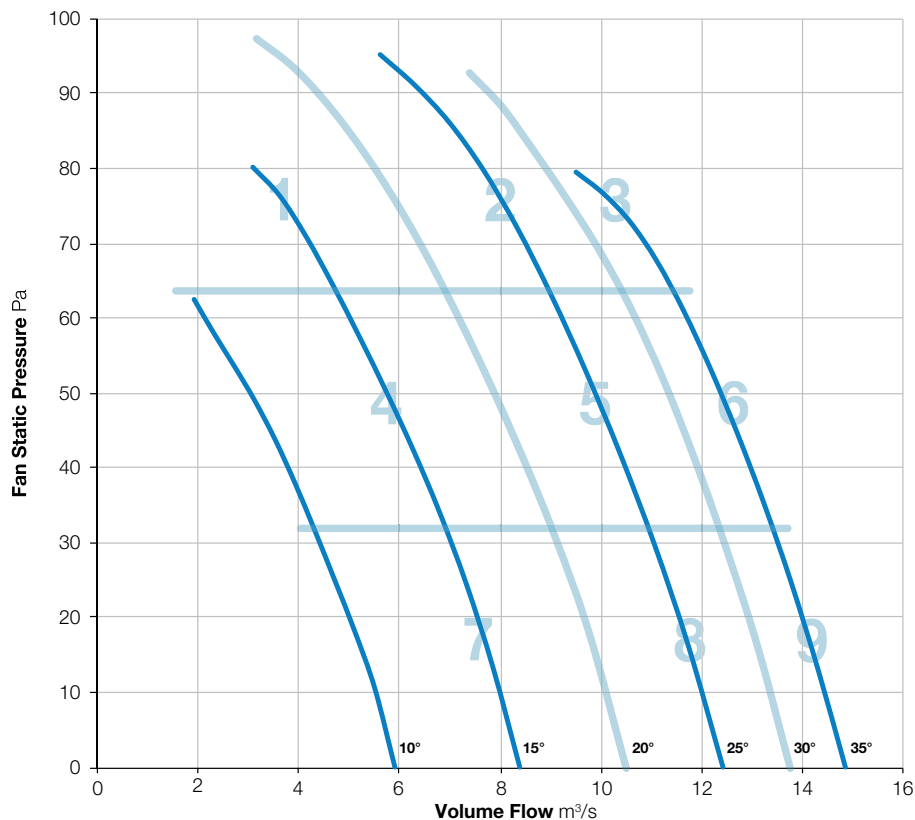
BS ISO 13347-2:2004

Type D installation

Form B



Elta Fans Limited certifies that the Axial Fans shown herein are licensed to bear the AMCA Seal. The ratings shown are based on tests and procedures performed in accordance with AMCA Publications 211 & 311 and comply with the requirements of the AMCA Certified Ratings Program. Performance certified is for Installation Type D: Ducted Inlet, Ducted Outlet. Performance ratings do not include the effects of appurtenances (accessories).



Zone		In-duct Sound Power Level (SWL) re 1pW									SPL dBA @ 3m*
		63Hz	125Hz	250Hz	500Hz	1kHz	2kHz	4kHz	8kHz	Total	
1	Inlet	76	82	87	85	80	76	71	65	91	65
	Outlet	77	81	89	85	80	77	73	69	92	66
2	Inlet	79	79	76	76	78	79	74	71	86	63
	Outlet	81	78	75	77	79	81	76	76	87	65
3	Inlet	87	87	84	83	82	80	75	72	92	66
	Outlet	87	90	86	85	84	82	77	75	94	68
4	Inlet	76	77	76	76	76	73	70	65	84	60
	Outlet	74	74	74	76	76	74	72	68	83	60
5	Inlet	82	81	77	76	76	77	72	70	87	62
	Outlet	83	79	76	76	76	79	74	75	87	63
6	Inlet	86	85	82	81	81	80	75	73	91	65
	Outlet	87	85	82	82	82	82	78	77	92	67
7	Inlet	80	80	75	74	72	70	71	66	85	58
	Outlet	79	78	74	73	72	70	71	68	84	58
8	Inlet	83	83	79	77	75	75	71	68	88	61
	Outlet	84	82	78	77	75	76	73	72	88	61
9	Inlet	86	85	82	81	81	80	75	73	91	65
	Outlet	87	86	82	82	82	83	79	78	92	68

*Sound Pressure Level (SPL) is average spherical free-field re 20μPa, for comparative use only. dBA levels are not licensed by AMCA International.

Power rating (watts, kW or BHP) does not include transmission losses.

The sound power level ratings shown are in decibels, referred to 10⁻¹² watts, calculated per AMCA Standard 301. Values shown are for inlet L_{wa} and outlet L_{wo} sound power levels for Installation Type D: ducted inlet, ducted outlet. Ratings include the effect of duct end correction.



1250-252-6

720 r/min



Nominal Diameter

1250mm



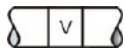
Hub Type

252



Number of Blades

6



BS ISO 5801:2017

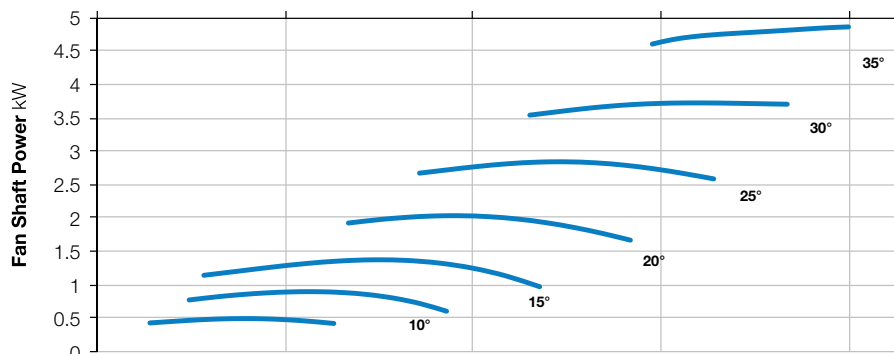
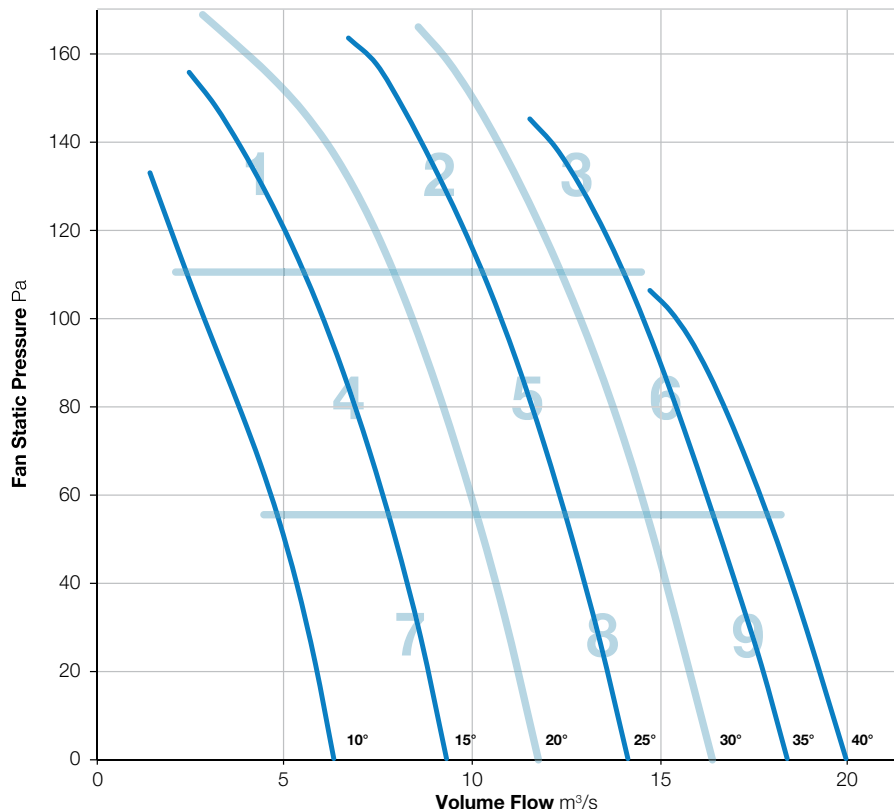
BS ISO 13347-2:2004

Type D installation

Form B



Elta Fans Limited certifies that the Axial Fans shown herein are licensed to bear the AMCA Seal. The ratings shown are based on tests and procedures performed in accordance with AMCA Publications 211 & 311 and comply with the requirements of the AMCA Certified Ratings Program. Performance certified is for Installation Type D: Ducted Inlet, Ducted Outlet. Performance ratings do not include the effects of appurtenances (accessories).



Zone		In-duct Sound Power Level (SWL) re 1pW									SPL dBA @ 3m*
		63Hz	125Hz	250Hz	500Hz	1kHz	2kHz	4kHz	8kHz	Total	
1	Inlet	81	83	87	86	82	78	74	67	92	67
	Outlet	81	85	91	88	83	79	75	71	94	69
2	Inlet	81	84	84	88	84	81	76	71	92	69
	Outlet	83	82	82	88	85	83	78	76	92	70
3	Inlet	88	90	89	89	86	83	79	76	96	71
	Outlet	88	89	89	91	87	85	81	78	97	72
4	Inlet	76	81	78	80	82	80	80	70	88	66
	Outlet	78	79	81	83	83	80	76	71	89	66
5	Inlet	84	86	81	80	78	77	74	69	90	63
	Outlet	84	83	80	82	80	79	77	74	90	65
6	Inlet	88	89	85	84	83	82	77	75	94	68
	Outlet	88	87	83	85	84	84	80	79	94	69
7	Inlet	81	83	82	81	80	79	83	69	90	67
	Outlet	80	81	78	77	78	78	80	73	88	65
8	Inlet	85	88	82	80	78	76	74	70	91	63
	Outlet	87	86	82	81	79	76	75	72	91	64
9	Inlet	88	92	85	84	82	81	77	74	95	67
	Outlet	89	90	84	85	83	83	79	78	95	69

*Sound Pressure Level (SPL) is average spherical free-field re 20μPa, for comparative use only. dBA levels are not licensed by AMCA International.

Power rating (watts, kW or BHP) does not include transmission losses.

The sound power level ratings shown are in decibels, referred to 10⁻¹² watts, calculated per AMCA Standard 301. Values shown are for inlet L_{wa} and outlet L_{wo} sound power levels for Installation Type D: ducted inlet, ducted outlet. Ratings include the effect of duct end correction.



1250-252-9

720 r/min



Nominal Diameter

1250mm



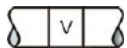
Hub Type

252



Number of Blades

9



BS ISO 5801:2017

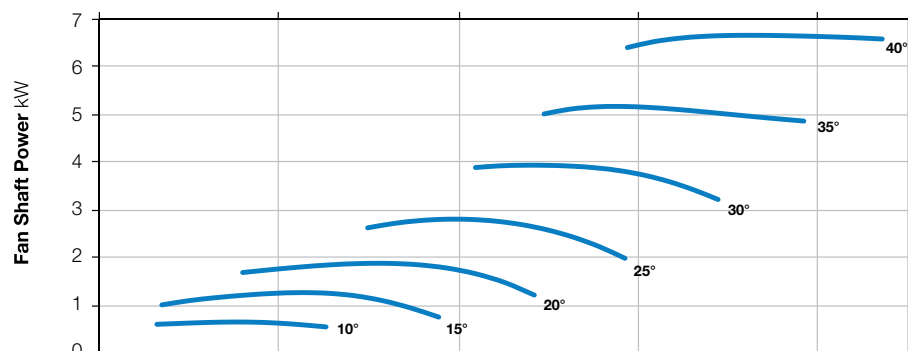
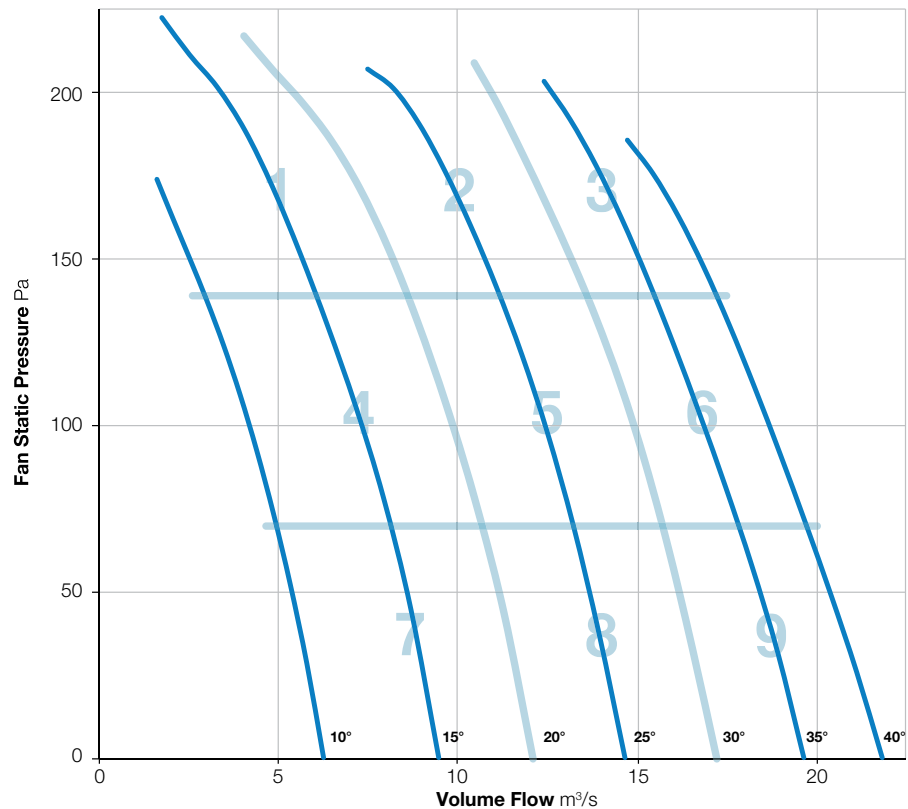
BS ISO 13347-2:2004

Type D installation

Form B



Elta Fans Limited certifies that the Axial Fans shown herein are licensed to bear the AMCA Seal. The ratings shown are based on tests and procedures performed in accordance with AMCA Publications 211 & 311 and comply with the requirements of the AMCA Certified Ratings Program. Performance certified is for Installation Type D: Ducted Inlet, Ducted Outlet. Performance ratings do not include the effects of appurtenances (accessories).



Zone		In-duct Sound Power Level (SWL) re 1pW									SPL dBA @ 3m*
		63Hz	125Hz	250Hz	500Hz	1kHz	2kHz	4kHz	8kHz	Total	
1	Inlet	88	93	91	87	83	79	75	68	97	69
	Outlet	86	94	91	87	84	80	77	72	97	69
2	Inlet	78	86	92	92	87	83	79	74	96	72
	Outlet	79	86	92	93	89	85	81	77	97	74
3	Inlet	85	89	86	85	84	83	78	76	94	69
	Outlet	84	88	83	86	85	85	82	80	94	70
4	Inlet	74	84	86	87	86	82	78	71	93	69
	Outlet	76	83	86	88	87	83	78	73	93	70
5	Inlet	82	87	83	81	80	78	76	72	91	65
	Outlet	79	86	81	82	81	80	77	75	90	66
6	Inlet	86	91	87	86	83	82	78	75	95	68
	Outlet	86	90	85	87	84	85	81	80	95	70
7	Inlet	76	85	81	80	81	81	82	72	90	67
	Outlet	76	84	79	80	81	81	82	73	90	67
8	Inlet	84	89	84	81	79	77	77	73	92	65
	Outlet	82	88	83	81	80	78	77	74	91	65
9	Inlet	87	93	87	85	83	81	77	74	96	68
	Outlet	88	92	86	87	84	83	79	78	96	69

*Sound Pressure Level (SPL) is average spherical free-field re 20µPa, for comparative use only. dBA levels are not licensed by AMCA International.

Power rating (watts, kW or BHP) does not include transmission losses.

The sound power level ratings shown are in decibels, referred to 10⁻¹² watts, calculated per AMCA Standard 301. Values shown are for inlet L_{wa} and outlet L_{wo} sound power levels for Installation Type D: ducted inlet, ducted outlet. Ratings include the effect of duct end correction.



1250-352-3

720 r/min



Nominal Diameter

1250mm



Hub Type

352



Number of Blades

3



BS ISO 5801:2017

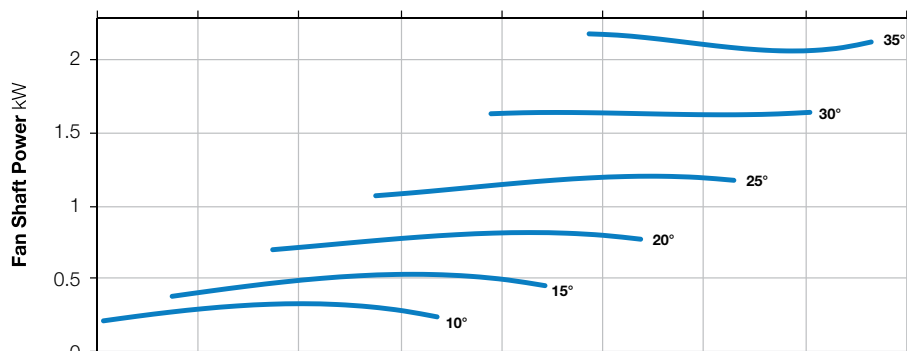
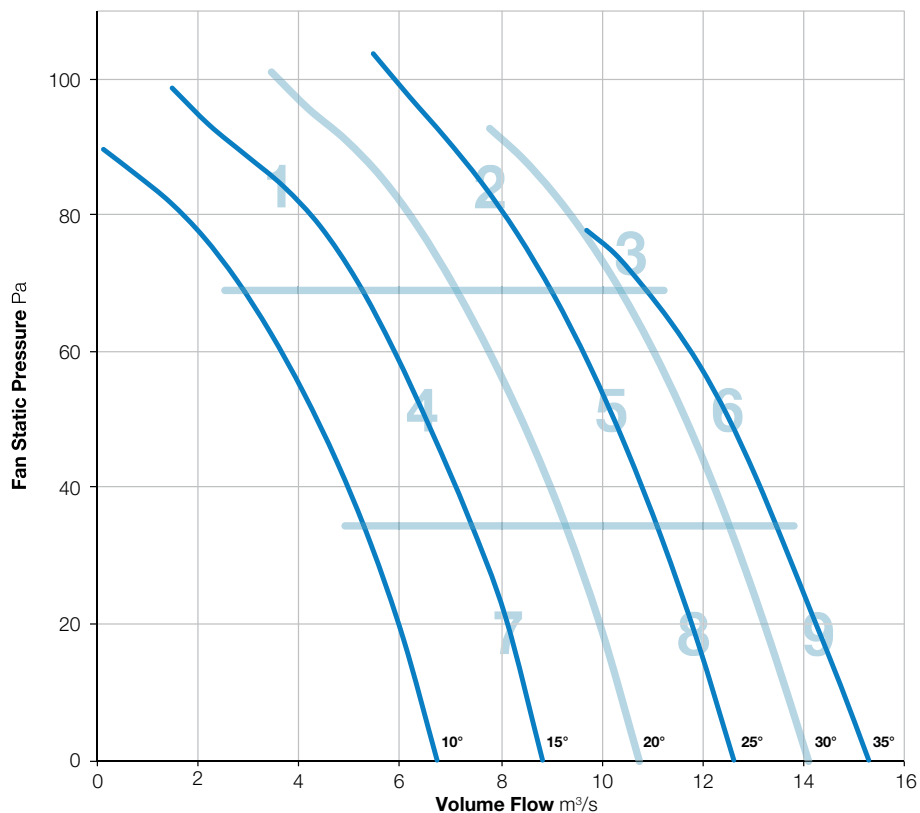
BS EN ISO 5136:2009

Type D installation

Form B



Elta Fans Limited certifies that the Axial Fans shown herein are licensed to bear the AMCA Seal. The ratings shown are based on tests and procedures performed in accordance with AMCA Publication 211 and comply with the requirements of the AMCA Certified Ratings Program. Performance certified is for Installation Type D: Ducted Inlet, Ducted Outlet. Performance ratings do not include the effects of appurtenances (accessories).



Zone		In-duct Sound Power Level (SWL) re 1pW									SPL dBA @ 3m*
		63Hz	125Hz	250Hz	500Hz	1kHz	2kHz	4kHz	8kHz	Total	
1	Inlet	77	76	81	84	80	76	73	65	88	65
	Outlet	81	75	80	83	78	75	71	64	88	63
2	Inlet	82	80	76	75	74	72	71	66	86	59
	Outlet	85	81	74	73	72	70	71	67	87	58
3	Inlet	85	87	81	79	76	72	68	64	90	61
	Outlet	89	86	82	79	76	72	70	64	92	61
4	Inlet	78	75	76	75	78	80	77	65	86	64
	Outlet	83	74	75	73	76	78	75	63	86	62
5	Inlet	81	80	76	75	73	71	69	64	85	58
	Outlet	85	78	74	72	71	69	69	64	87	56
6	Inlet	85	81	79	79	77	74	72	68	88	62
	Outlet	90	82	80	79	76	74	74	69	92	62
7	Inlet	79	77	76	76	78	81	77	64	87	64
	Outlet	84	75	75	74	76	79	75	62	87	62
8	Inlet	84	82	78	76	75	73	70	65	88	60
	Outlet	86	80	76	74	73	72	70	64	88	58
9	Inlet	87	82	79	79	77	74	72	68	90	62
	Outlet	90	82	80	78	77	74	74	70	92	62

*Sound Pressure Level (SPL) is average spherical free-field re 20μPa, for comparative use only.
Power rating (watts, kW or BHP) does not include transmission losses.
The AMCA certified ratings seal applies to air performance only.



1250-352-6

720 r/min



Nominal Diameter

1250mm



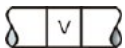
Hub Type

352



Number of Blades

6



BS ISO 5801:2017

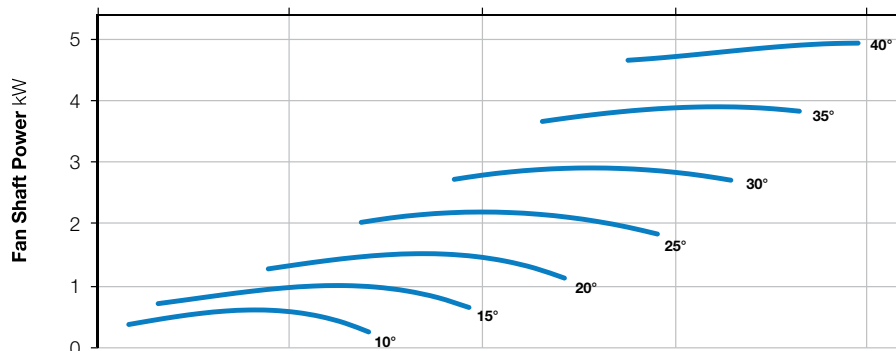
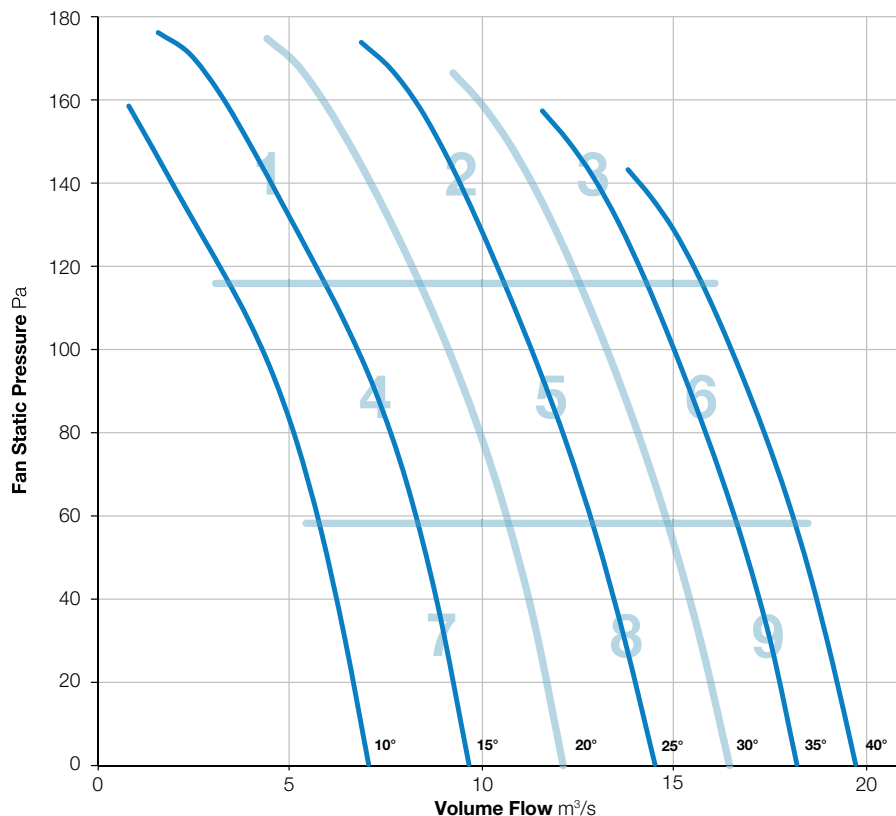
BS ISO 13347-2:2004

Type D installation

Form B



Elta Fans Limited certifies that the Axial Fans shown herein are licensed to bear the AMCA Seal. The ratings shown are based on tests and procedures performed in accordance with AMCA Publications 211 & 311 and comply with the requirements of the AMCA Certified Ratings Program. Performance certified is for Installation Type D: Ducted Inlet, Ducted Outlet. Performance ratings do not include the effects of appurtenances (accessories).



Zone		In-duct Sound Power Level (SWL) re 1pW									SPL dBA @ 3m*
		63Hz	125Hz	250Hz	500Hz	1kHz	2kHz	4kHz	8kHz	Total	
1	Inlet	79	85	93	89	84	80	75	70	96	70
	Outlet	81	86	92	89	84	81	77	72	95	70
2	Inlet	84	85	83	85	82	80	76	73	91	67
	Outlet	85	83	81	85	82	82	78	77	91	68
3	Inlet	91	89	85	89	84	83	78	75	96	70
	Outlet	91	86	83	87	85	84	81	79	95	70
4	Inlet	81	81	79	81	82	79	76	71	89	65
	Outlet	80	78	80	84	84	80	76	72	90	67
5	Inlet	87	84	81	83	78	77	73	70	91	64
	Outlet	86	84	80	83	79	78	75	75	91	65
6	Inlet	89	90	84	87	84	82	78	75	95	69
	Outlet	90	88	82	87	84	85	81	80	95	70
7	Inlet	86	82	79	78	78	78	79	71	90	64
	Outlet	83	81	80	80	79	76	78	73	89	64
8	Inlet	87	88	83	83	78	76	74	70	92	64
	Outlet	88	86	81	82	79	77	75	73	92	64
9	Inlet	89	94	85	87	83	81	77	74	97	68
	Outlet	91	90	84	87	84	84	80	79	96	70

*Sound Pressure Level (SPL) is average spherical free-field re 20µPa, for comparative use only. dBA levels are not licensed by AMCA International.

Power rating (watts, kW or BHP) does not include transmission losses.

The sound power level ratings shown are in decibels, referred to 10⁻¹² watts, calculated per AMCA Standard 301. Values shown are for inlet L_{wa} and outlet L_{wo} sound power levels for Installation Type D: ducted inlet, ducted outlet. Ratings include the effect of duct end correction.



1250-352-9

720 r/min



Nominal Diameter

1250mm



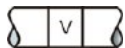
Hub Type

352



Number of Blades

9



BS ISO 5801:2017

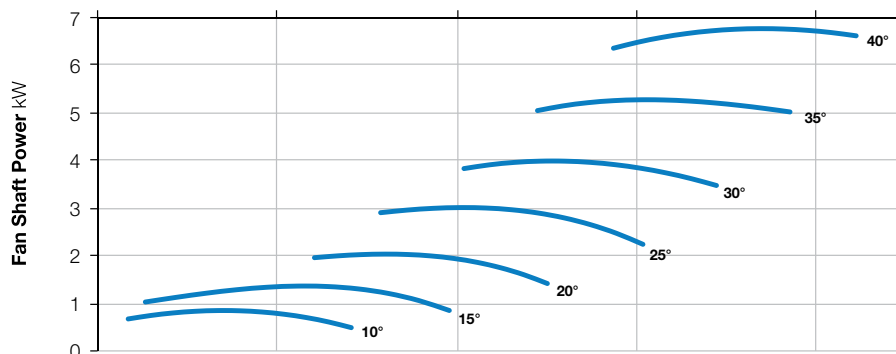
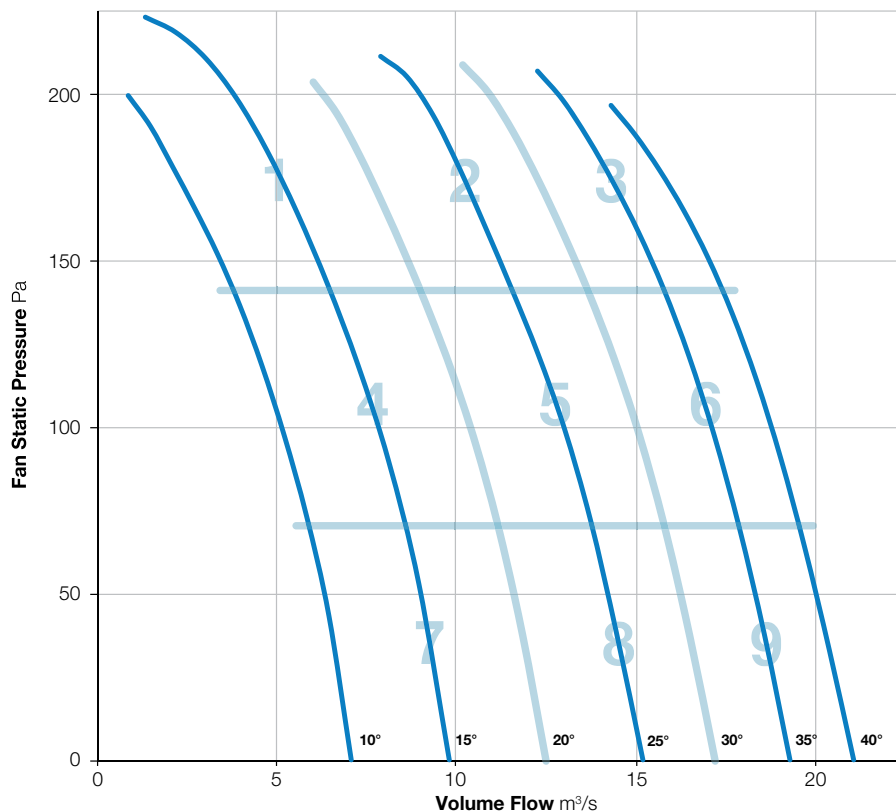
BS EN ISO 5136:2009

Type D installation

Form B



Elta Fans Limited certifies that the Axial Fans shown herein are licensed to bear the AMCA Seal. The ratings shown are based on tests and procedures performed in accordance with AMCA Publication 211 and comply with the requirements of the AMCA Certified Ratings Program. Performance certified is for Installation Type D: Ducted Inlet, Ducted Outlet. Performance ratings do not include the effects of appurtenances (accessories).



Zone		In-duct Sound Power Level (SWL) re 1pW									SPL dBA @ 3m*
		63Hz	125Hz	250Hz	500Hz	1kHz	2kHz	4kHz	8kHz	Total	
1	Inlet	82	81	89	90	88	86	80	71	95	72
	Outlet	85	82	89	88	87	84	79	69	94	71
2	Inlet	86	84	90	85	84	82	79	71	94	69
	Outlet	87	84	90	84	83	82	78	71	94	68
3	Inlet	88	87	87	84	82	80	77	72	93	67
	Outlet	91	88	86	83	82	80	79	74	95	67
4	Inlet	81	82	85	81	85	87	82	70	92	70
	Outlet	85	83	83	80	82	85	80	68	91	68
5	Inlet	88	84	89	81	82	82	78	70	93	67
	Outlet	88	85	88	80	80	81	77	69	93	66
6	Inlet	90	88	88	84	83	80	77	71	95	67
	Outlet	93	89	86	83	82	81	79	72	96	67
7	Inlet	85	84	85	82	83	86	81	69	92	69
	Outlet	86	83	83	80	81	84	79	66	91	67
8	Inlet	88	85	89	82	83	84	80	70	94	69
	Outlet	90	85	88	80	81	82	78	68	94	67
9	Inlet	87	93	86	87	83	77	72	66	96	68
	Outlet	88	93	87	88	85	80	75	70	96	69

*Sound Pressure Level (SPL) is average spherical free-field re 20μPa, for comparative use only.
Power rating (watts, kW or BHP) does not include transmission losses.
The AMCA certified ratings seal applies to air performance only.



1250-352-12

720 r/min



Nominal Diameter

1250mm



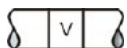
Hub Type

352



Number of Blades

12



BS ISO 5801:2017

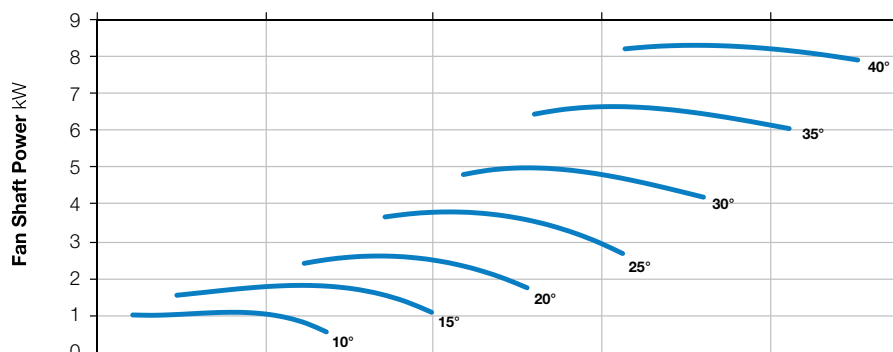
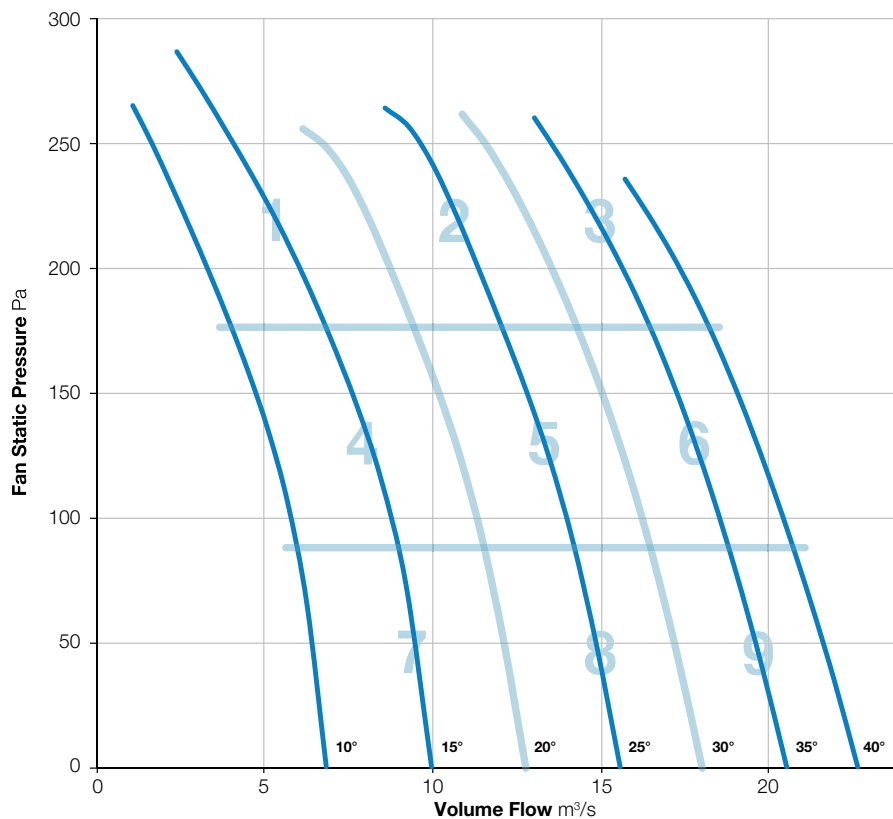
BS ISO 13347-2:2004

Type D installation

Form B



Elta Fans Limited certifies that the Axial Fans shown herein are licensed to bear the AMCA Seal. The ratings shown are based on tests and procedures performed in accordance with AMCA Publications 211 & 311 and comply with the requirements of the AMCA Certified Ratings Program. Performance certified is for Installation Type D: Ducted Inlet, Ducted Outlet. Performance ratings do not include the effects of appurtenances (accessories).



Zone		In-duct Sound Power Level (SWL) re 1pW									SPL dBA @ 3m*
		63Hz	125Hz	250Hz	500Hz	1kHz	2kHz	4kHz	8kHz	Total	
1	Inlet	79	92	94	89	86	81	77	70	97	71
	Outlet	81	92	92	89	86	82	78	72	97	71
2	Inlet	78	90	91	92	88	84	79	73	97	73
	Outlet	80	86	90	93	89	85	81	77	97	73
3	Inlet	86	92	85	88	85	82	78	75	95	70
	Outlet	84	86	84	86	86	85	82	81	94	71
4	Inlet	72	85	85	87	89	85	80	73	94	72
	Outlet	74	82	85	89	90	85	80	73	94	72
5	Inlet	83	90	84	84	82	80	77	72	93	67
	Outlet	81	87	82	84	82	80	78	75	91	67
6	Inlet	86	93	87	88	84	81	78	74	96	69
	Outlet	86	89	85	86	86	84	81	79	94	70
7	Inlet	77	85	81	82	81	82	84	73	91	68
	Outlet	77	83	80	82	83	83	83	75	91	69
8	Inlet	85	91	85	84	82	79	79	74	94	67
	Outlet	84	88	84	84	82	79	78	75	92	67
9	Inlet	90	95	89	88	84	81	78	73	98	69
	Outlet	89	90	87	87	85	84	80	78	95	70

*Sound Pressure Level (SPL) is average spherical free-field re 20µPa, for comparative use only. dBA levels are not licensed by AMCA International.

Power rating (watts, kW or BHP) does not include transmission losses.

The sound power level ratings shown are in decibels, referred to 10⁻¹² watts, calculated per AMCA Standard 301. Values shown are for inlet L_{wa} and outlet L_{wo} sound power levels for Installation Type D: ducted inlet, ducted outlet. Ratings include the effect of duct end correction.



1250-400-3

720 r/min



Nominal Diameter

1250mm



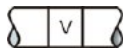
Hub Type

400



Number of Blades

3



BS ISO 5801:2017

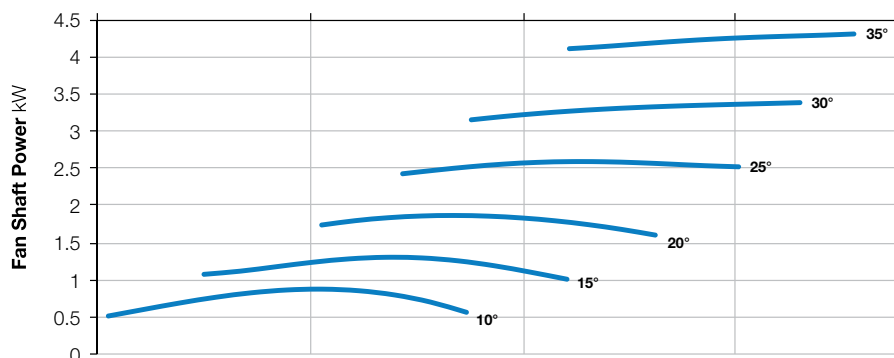
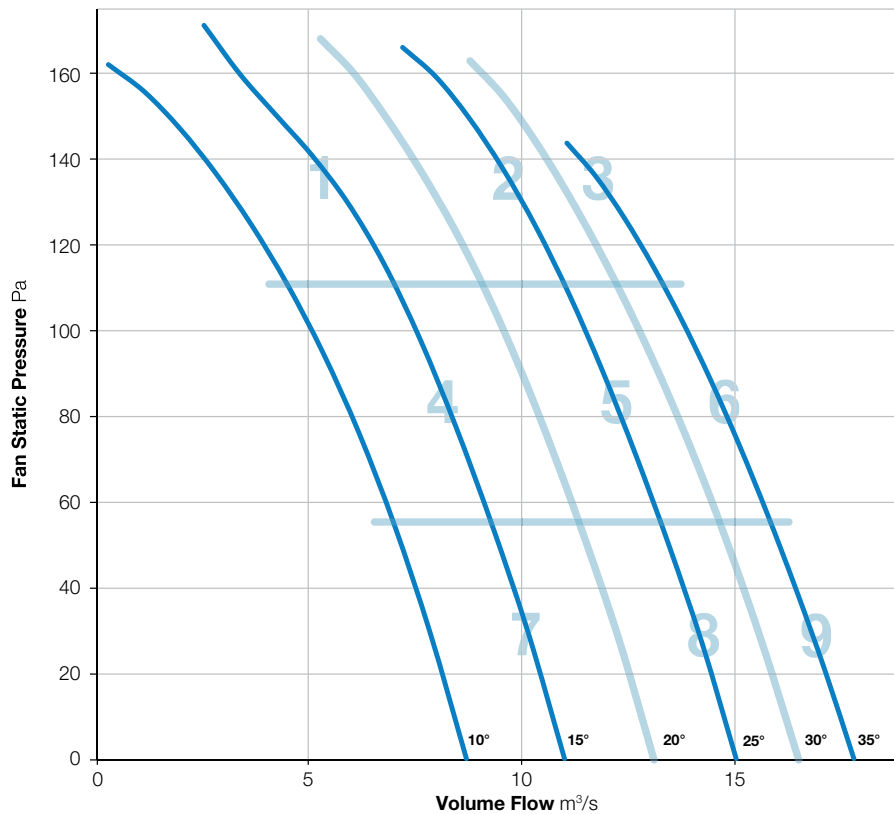
BS EN ISO 5136:2009

Type D installation

Form B



Elta Fans Limited certifies that the Axial Fans shown herein are licensed to bear the AMCA Seal. The ratings shown are based on tests and procedures performed in accordance with AMCA Publication 211 and comply with the requirements of the AMCA Certified Ratings Program. Performance certified is for Installation Type D: Ducted Inlet, Ducted Outlet. Performance ratings do not include the effects of appurtenances (accessories).



Zone		In-duct Sound Power Level (SWL) re 1pW									SPL dBA @ 3m*
		63Hz	125Hz	250Hz	500Hz	1kHz	2kHz	4kHz	8kHz	Total	
1	Inlet	87	82	85	84	80	78	72	63	91	65
	Outlet	85	84	85	85	80	77	71	65	91	65
2	Inlet	89	82	79	84	82	76	73	69	92	65
	Outlet	87	83	79	84	82	75	74	71	91	65
3	Inlet	93	85	83	90	82	80	78	75	96	69
	Outlet	93	88	85	90	83	81	82	77	97	70
4	Inlet	84	78	78	82	81	79	71	60	89	65
	Outlet	83	80	78	84	80	77	70	60	89	64
5	Inlet	88	81	79	84	83	76	72	66	91	66
	Outlet	86	82	78	84	82	75	72	69	90	65
6	Inlet	92	84	83	90	83	80	77	72	95	69
	Outlet	92	87	84	89	83	81	80	75	96	69
7	Inlet	84	79	78	82	80	79	70	58	89	64
	Outlet	83	81	78	84	80	77	69	58	89	64
8	Inlet	89	81	80	85	84	78	72	64	92	67
	Outlet	87	82	79	85	83	77	72	67	91	66
9	Inlet	93	85	84	90	83	79	77	72	96	69
	Outlet	93	88	84	89	83	80	79	76	96	69

*Sound Pressure Level (SPL) is average spherical free-field re 20μPa, for comparative use only.
Power rating (watts, kW or BHP) does not include transmission losses.
The AMCA certified ratings seal applies to air performance only.



1250-400-6

720 r/min



Nominal Diameter

1250mm



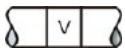
Hub Type

400



Number of Blades

6



BS ISO 5801:2017

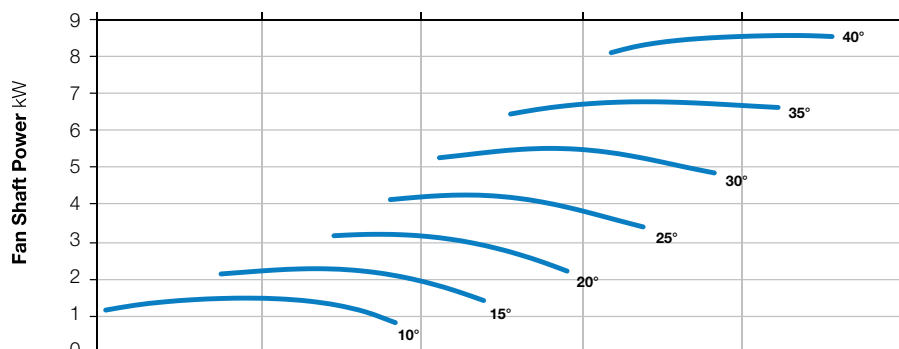
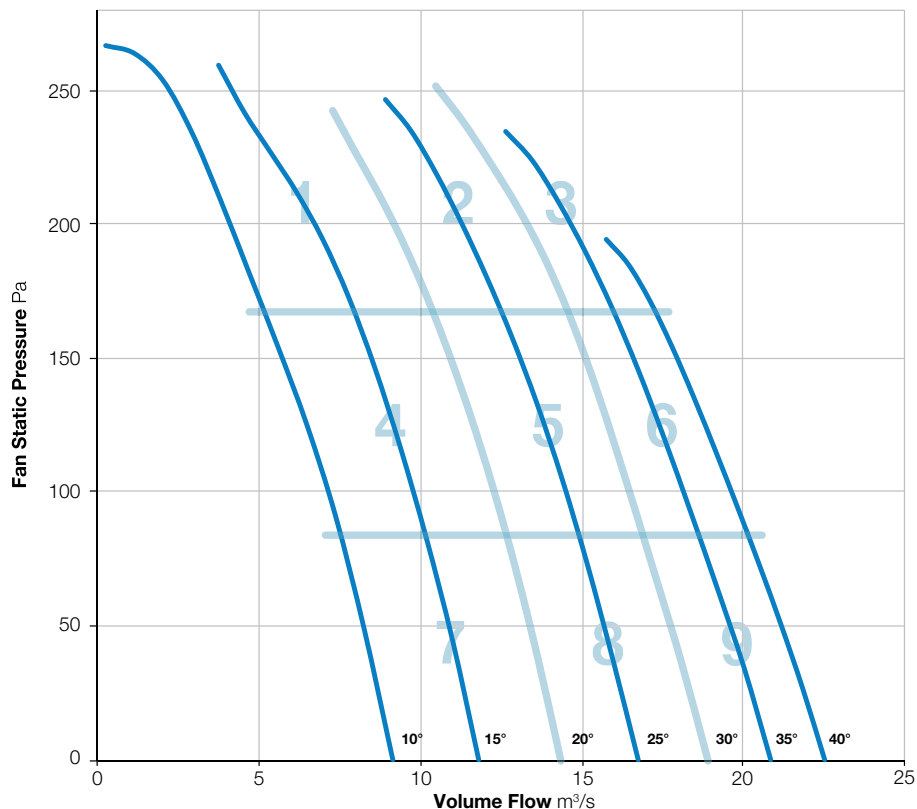
BS EN ISO 5136:2009

Type D installation

Form B



Elta Fans Limited certifies that the Axial Fans shown herein are licensed to bear the AMCA Seal. The ratings shown are based on tests and procedures performed in accordance with AMCA Publication 211 and comply with the requirements of the AMCA Certified Ratings Program. Performance certified is for Installation Type D: Ducted Inlet, Ducted Outlet. Performance ratings do not include the effects of appurtenances (accessories).



Zone		In-duct Sound Power Level (SWL) re 1pW									SPL dBA @ 3m*
		63Hz	125Hz	250Hz	500Hz	1kHz	2kHz	4kHz	8kHz	Total	
1	Inlet	88	84	87	86	84	81	74	62	93	68
	Outlet	88	86	87	86	83	80	73	63	94	67
2	Inlet	87	83	83	88	83	81	75	67	93	68
	Outlet	87	86	83	88	82	82	76	68	93	68
3	Inlet	93	89	87	89	85	82	79	73	97	70
	Outlet	93	91	88	91	85	83	81	76	98	71
4	Inlet	85	83	82	85	82	79	71	59	91	66
	Outlet	84	84	82	86	81	78	70	59	91	66
5	Inlet	87	84	83	88	83	81	74	64	93	68
	Outlet	87	86	83	88	82	80	74	65	93	68
6	Inlet	93	89	85	88	84	81	78	71	96	69
	Outlet	93	92	86	90	84	82	80	74	97	70
7	Inlet	86	83	82	85	82	78	70	60	91	66
	Outlet	85	85	82	86	81	78	69	59	91	66
8	Inlet	90	85	83	89	83	80	73	62	94	68
	Outlet	88	87	84	89	82	79	72	63	94	68
9	Inlet	94	88	86	86	86	82	79	70	97	69
	Outlet	95	91	87	88	86	83	81	73	98	70

*Sound Pressure Level (SPL) is average spherical free-field re 20µPa, for comparative use only.
Power rating (watts, kW or BHP) does not include transmission losses.
The AMCA certified ratings seal applies to air performance only.



1250-400-9

720 r/min



Nominal Diameter

1250mm



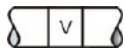
Hub Type

400



Number of Blades

9



BS ISO 5801:2017

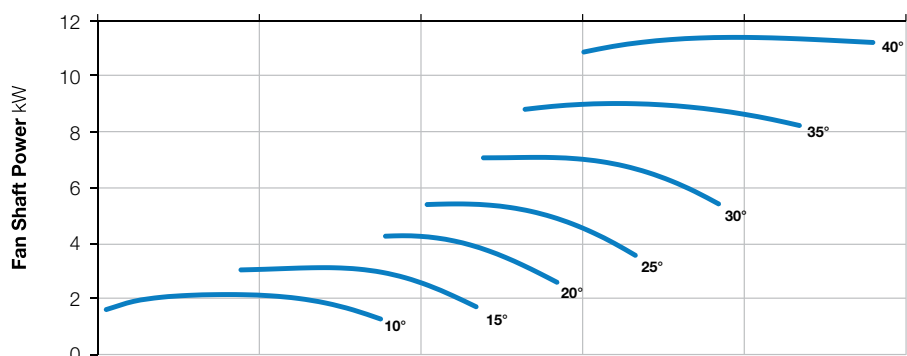
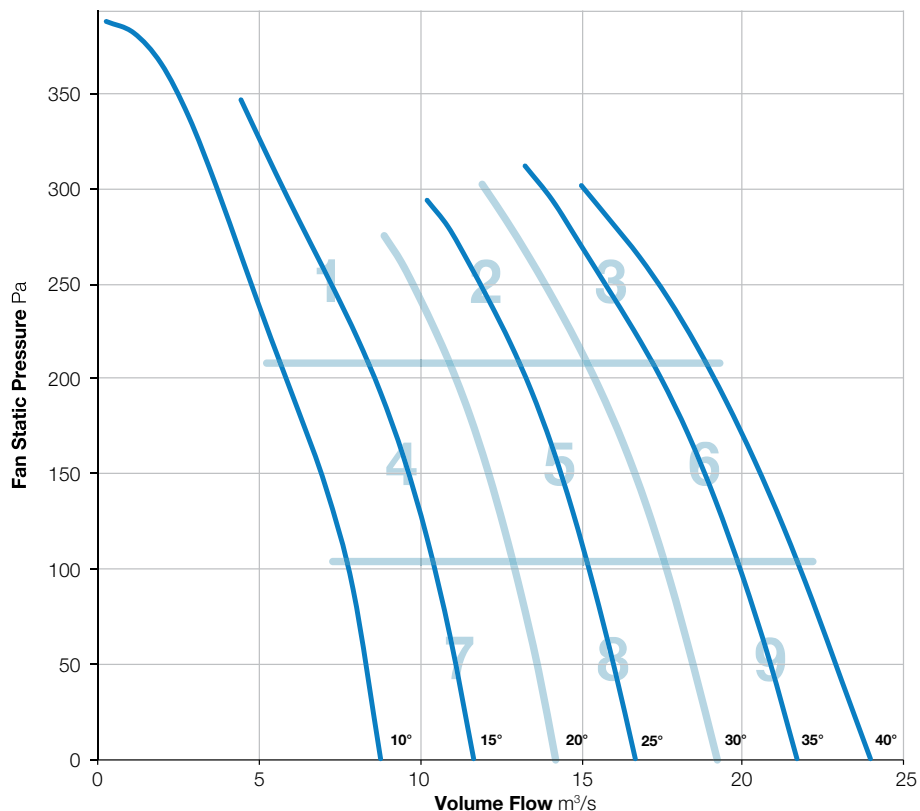
BS EN ISO 5136:2009

Type D installation

Form B



Elta Fans Limited certifies that the Axial Fans shown herein are licensed to bear the AMCA Seal. The ratings shown are based on tests and procedures performed in accordance with AMCA Publication 211 and comply with the requirements of the AMCA Certified Ratings Program. Performance certified is for Installation Type D: Ducted Inlet, Ducted Outlet. Performance ratings do not include the effects of appurtenances (accessories).



Zone		In-duct Sound Power Level (SWL) re 1pW									SPL dBA @ 3m*
		63Hz	125Hz	250Hz	500Hz	1kHz	2kHz	4kHz	8kHz	Total	
1	Inlet	90	91	91	91	86	83	75	65	97	71
	Outlet	91	93	91	91	85	83	75	66	98	71
2	Inlet	88	88	87	91	85	83	78	72	96	71
	Outlet	88	90	86	89	84	84	79	74	95	70
3	Inlet	91	91	88	90	85	83	80	73	97	71
	Outlet	92	93	88	90	85	84	82	76	98	71
4	Inlet	83	88	85	89	84	82	74	63	94	69
	Outlet	83	89	85	89	83	81	73	63	94	69
5	Inlet	89	89	85	91	86	84	77	70	96	71
	Outlet	88	91	85	90	85	83	77	71	96	70
6	Inlet	92	93	88	91	86	83	79	69	98	71
	Outlet	93	95	89	91	86	84	80	73	99	72
7	Inlet	85	88	85	89	83	80	73	62	94	69
	Outlet	83	90	85	89	82	80	72	63	94	68
8	Inlet	91	93	86	88	86	84	76	69	97	70
	Outlet	89	94	86	86	85	82	75	68	97	69
9	Inlet	94	91	89	90	89	88	85	78	99	74
	Outlet	95	94	90	91	89	88	86	80	100	74

*Sound Pressure Level (SPL) is average spherical free-field re 20μPa, for comparative use only.
Power rating (watts, kW or BHP) does not include transmission losses.
The AMCA certified ratings seal applies to air performance only.



1250-550-3

720 r/min



Nominal Diameter

1250mm



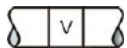
Hub Type

550



Number of Blades

3



BS ISO 5801:2017

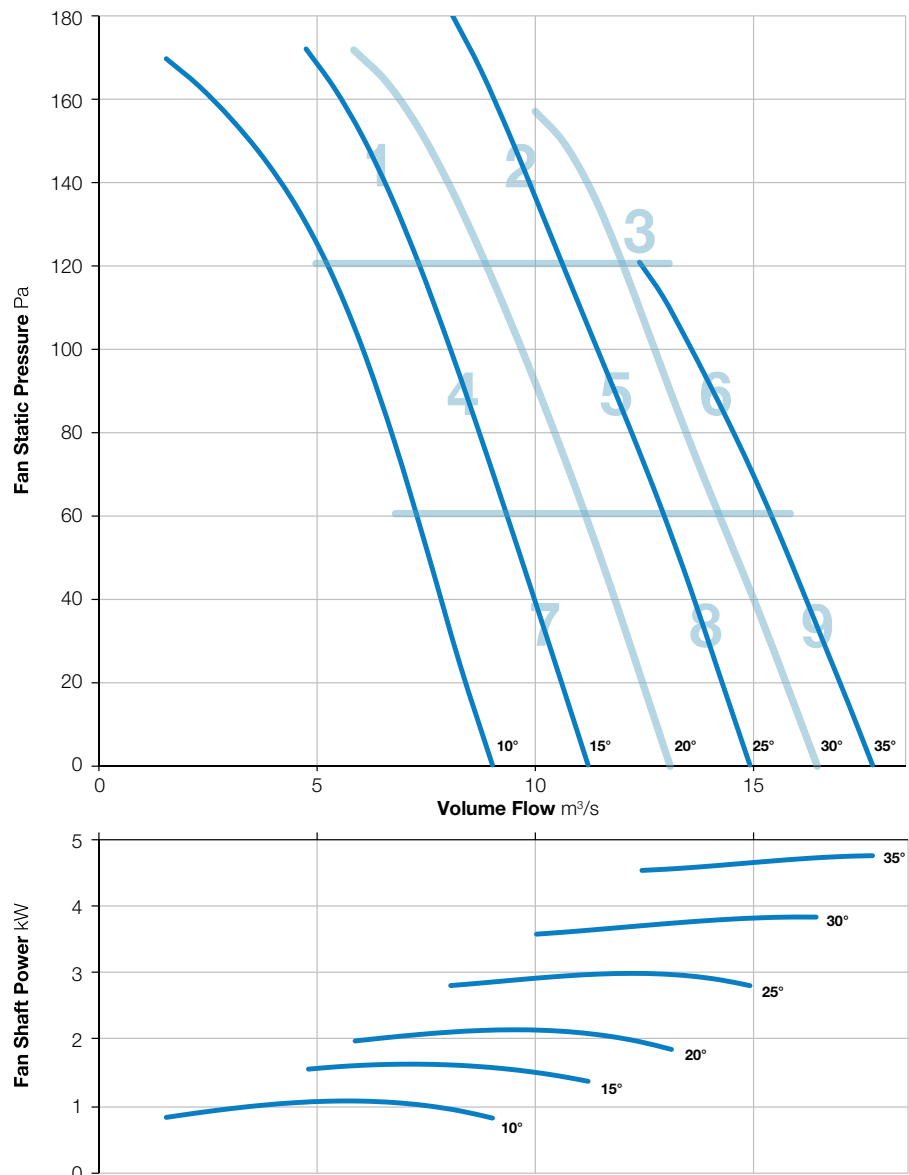
BS EN ISO 5136:2009

Type D installation

Form B



Elta Fans Limited certifies that the Axial Fans shown herein are licensed to bear the AMCA Seal. The ratings shown are based on tests and procedures performed in accordance with AMCA Publication 211 and comply with the requirements of the AMCA Certified Ratings Program. Performance certified is for Installation Type D: Ducted Inlet, Ducted Outlet. Performance ratings do not include the effects of appurtenances (accessories).



Zone		In-duct Sound Power Level (SWL) re 1pW									SPL dBA @ 3m*
		63Hz	125Hz	250Hz	500Hz	1kHz	2kHz	4kHz	8kHz	Total	
1	Inlet	85	80	80	83	81	77	72	63	90	65
	Outlet	85	81	80	82	81	76	72	66	89	64
2	Inlet	89	82	82	84	80	76	73	67	92	65
	Outlet	89	83	81	84	81	76	73	71	92	65
3	Inlet	92	84	83	85	81	77	75	70	94	66
	Outlet	92	85	83	86	83	78	77	73	95	67
4	Inlet	86	79	80	85	83	79	73	61	91	66
	Outlet	86	81	79	84	83	79	72	63	91	66
5	Inlet	89	81	82	85	81	77	73	65	92	65
	Outlet	89	82	81	85	82	77	72	69	92	66
6	Inlet	92	84	84	84	81	77	75	70	94	66
	Outlet	93	86	84	84	82	78	77	73	95	66
7	Inlet	85	78	79	82	83	78	70	58	89	65
	Outlet	85	80	78	82	84	77	69	59	90	66
8	Inlet	89	83	82	83	83	80	77	70	92	67
	Outlet	90	84	82	85	83	79	77	72	93	67
9	Inlet	93	86	85	86	83	79	75	64	95	67
	Outlet	94	86	85	86	83	79	75	64	96	67

*Sound Pressure Level (SPL) is average spherical free-field re 20μPa, for comparative use only.
Power rating (watts, kW or BHP) does not include transmission losses.
The AMCA certified ratings seal applies to air performance only.



1250-550-6

720 r/min



Nominal Diameter

1250mm



Hub Type

550



Number of Blades

6



BS ISO 5801:2017

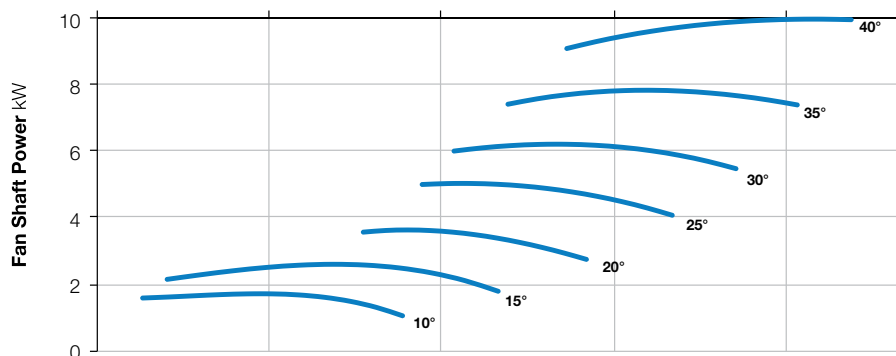
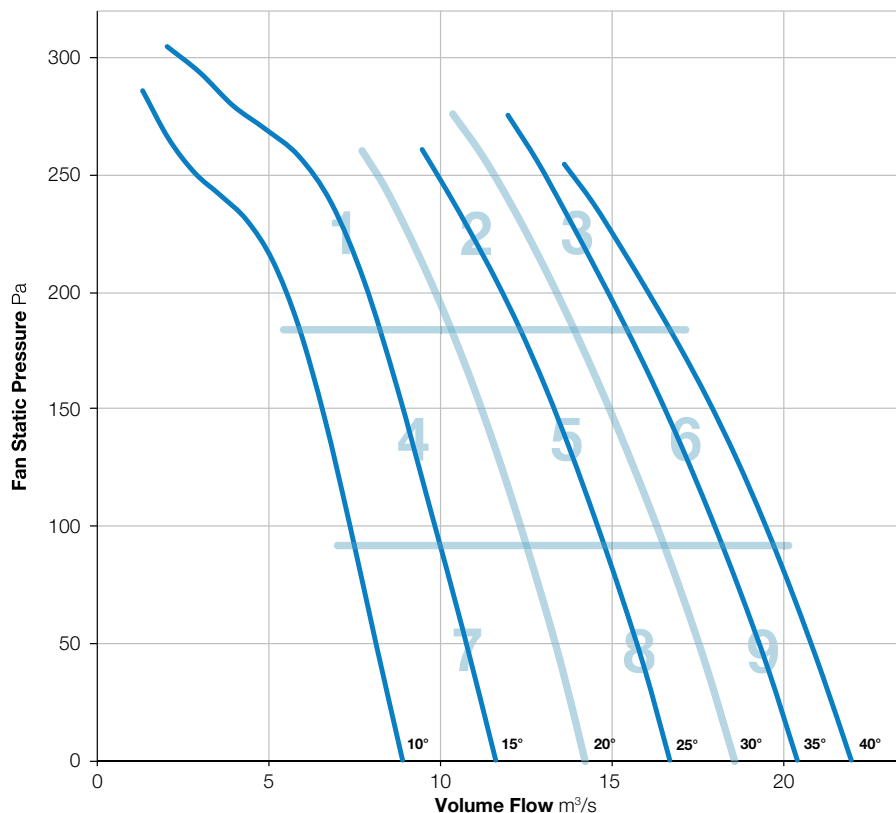
BS EN ISO 5136:2009

Type D installation

Form B



Elta Fans Limited certifies that the Axial Fans shown herein are licensed to bear the AMCA Seal. The ratings shown are based on tests and procedures performed in accordance with AMCA Publication 211 and comply with the requirements of the AMCA Certified Ratings Program. Performance certified is for Installation Type D: Ducted Inlet, Ducted Outlet. Performance ratings do not include the effects of appurtenances (accessories).



Zone		In-duct Sound Power Level (SWL) re 1pW									SPL dBA @ 3m*
		63Hz	125Hz	250Hz	500Hz	1kHz	2kHz	4kHz	8kHz	Total	
1	Inlet	89	81	86	86	82	80	74	63	93	67
	Outlet	89	82	84	84	82	79	73	64	92	66
2	Inlet	91	83	84	88	80	78	75	69	94	67
	Outlet	92	84	83	86	81	78	75	72	94	66
3	Inlet	95	85	85	88	82	80	77	73	97	68
	Outlet	95	88	86	89	84	81	79	76	97	70
4	Inlet	89	81	83	87	83	81	75	63	93	68
	Outlet	90	82	82	85	83	80	74	65	93	67
5	Inlet	92	82	83	89	82	80	75	67	95	68
	Outlet	92	84	83	86	82	79	74	69	94	67
6	Inlet	96	86	85	88	83	80	76	72	98	68
	Outlet	96	89	86	89	84	81	78	75	98	69
7	Inlet	87	81	82	85	83	81	71	59	92	67
	Outlet	88	82	80	83	83	80	69	58	91	66
8	Inlet	92	83	83	86	84	81	74	64	94	68
	Outlet	92	84	83	83	83	80	73	65	94	66
9	Inlet	95	86	86	89	86	82	77	68	97	70
	Outlet	95	88	88	89	88	83	77	70	98	71

*Sound Pressure Level (SPL) is average spherical free-field re 20μPa, for comparative use only.
Power rating (watts, kW or BHP) does not include transmission losses.
The AMCA certified ratings seal applies to air performance only.



1250-550-9

720 r/min



Nominal Diameter

1250mm



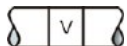
Hub Type

550



Number of Blades

9



BS ISO 5801:2017

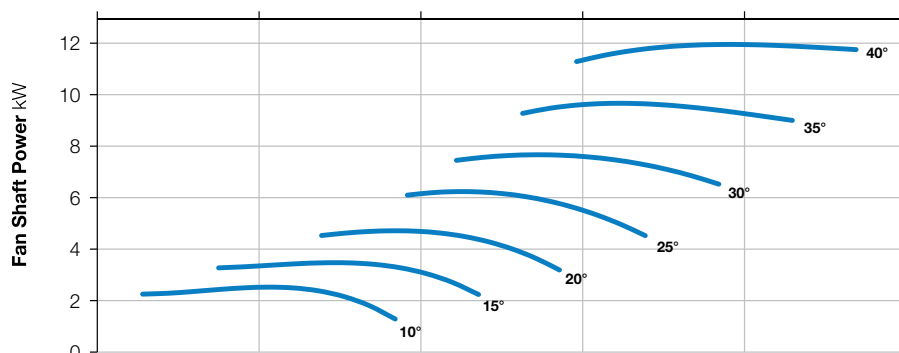
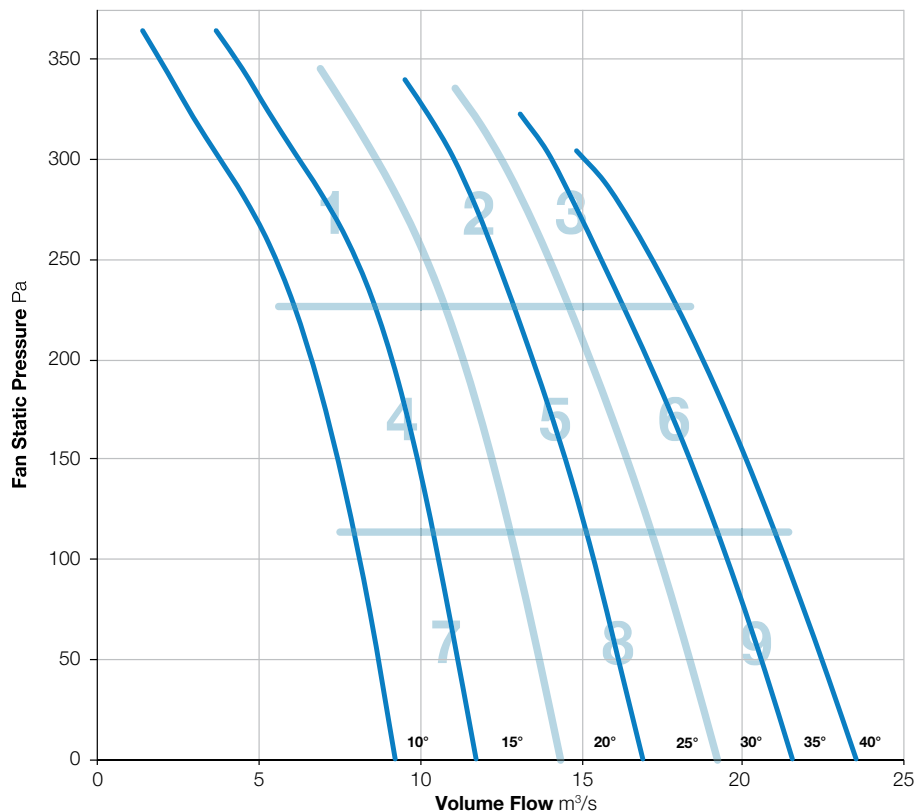
BS EN ISO 5136:2009

Type D installation

Form B



Elta Fans Limited certifies that the Axial Fans shown herein are licensed to bear the AMCA Seal. The ratings shown are based on tests and procedures performed in accordance with AMCA Publication 211 and comply with the requirements of the AMCA Certified Ratings Program. Performance certified is for Installation Type D: Ducted Inlet, Ducted Outlet. Performance ratings do not include the effects of appurtenances (accessories).



Zone		In-duct Sound Power Level (SWL) re 1pW									SPL dBA @ 3m*
		63Hz	125Hz	250Hz	500Hz	1kHz	2kHz	4kHz	8kHz	Total	
1	Inlet	88	85	88	88	85	82	75	65	94	69
	Outlet	88	86	87	87	84	81	75	67	94	68
2	Inlet	90	87	88	88	83	81	76	69	95	69
	Outlet	90	88	86	88	84	81	76	72	95	69
3	Inlet	93	89	88	87	82	80	76	70	96	68
	Outlet	94	91	88	89	84	81	78	74	98	70
4	Inlet	88	87	87	89	84	83	75	64	95	70
	Outlet	87	88	86	87	84	82	74	64	94	69
5	Inlet	89	86	88	87	84	82	74	66	94	69
	Outlet	90	87	85	88	84	82	74	68	95	69
6	Inlet	93	88	89	84	82	79	76	70	96	67
	Outlet	94	91	90	87	84	81	78	73	98	69
7	Inlet	86	85	85	87	84	82	71	61	93	68
	Outlet	86	87	83	85	85	81	70	61	93	68
8	Inlet	90	86	88	87	85	82	74	65	95	69
	Outlet	90	88	85	88	85	82	73	66	95	69
9	Inlet	94	90	90	88	86	85	77	68	98	71
	Outlet	95	92	90	88	87	86	79	70	99	72

*Sound Pressure Level (SPL) is average spherical free-field re 20μPa, for comparative use only.
Power rating (watts, kW or BHP) does not include transmission losses.
The AMCA certified ratings seal applies to air performance only.



1250-550-12

720 r/min



Nominal Diameter

1250mm



Hub Type

550



Number of Blades

12



BS ISO 5801:2017

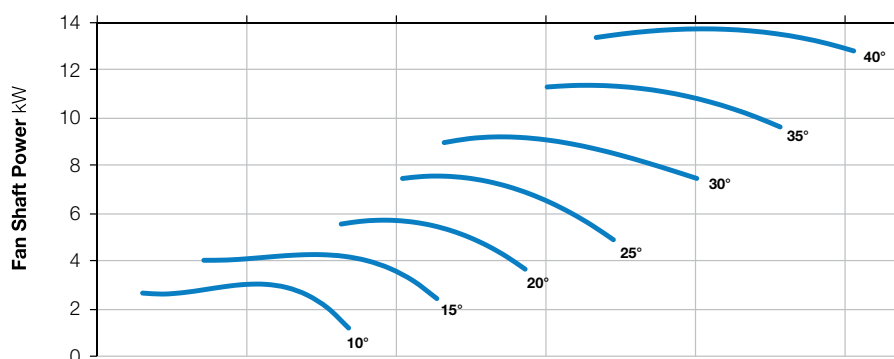
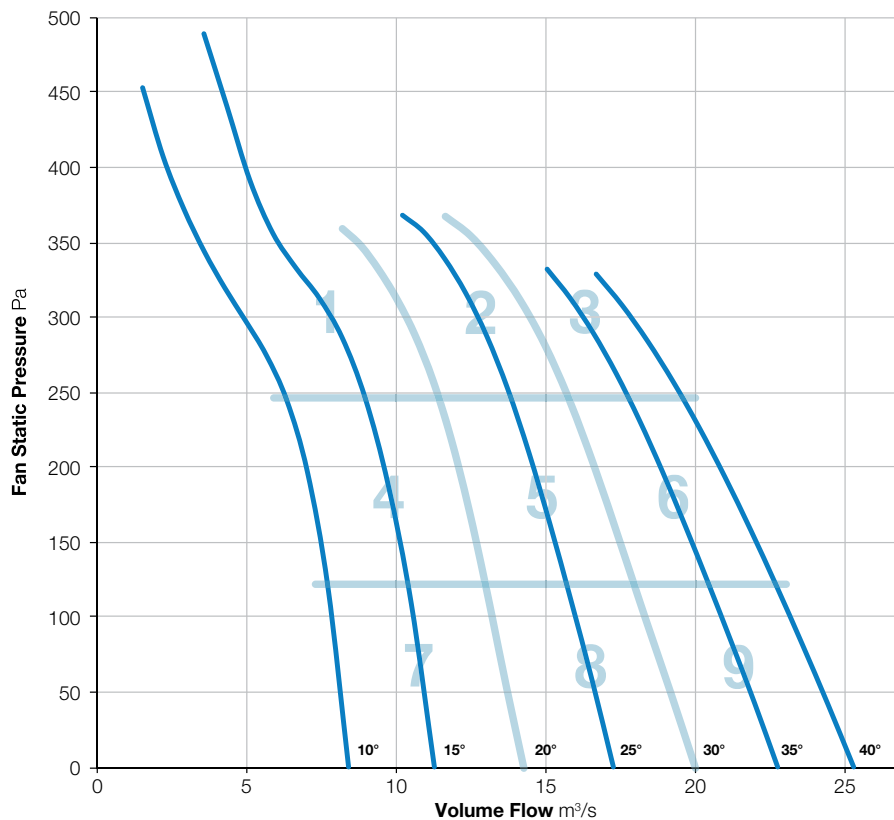
BS ISO 13347-2:2004

Type D installation

Form B



Elta Fans Limited certifies that the Axial Fans shown herein are licensed to bear the AMCA Seal. The ratings shown are based on tests and procedures performed in accordance with AMCA Publications 211 & 311 and comply with the requirements of the AMCA Certified Ratings Program. Performance certified is for Installation Type D: Ducted Inlet, Ducted Outlet. Performance ratings do not include the effects of appurtenances (accessories).



Zone		In-duct Sound Power Level (SWL) re 1pW									SPL dBA @ 3m*
		63Hz	125Hz	250Hz	500Hz	1kHz	2kHz	4kHz	8kHz	Total	
1	Inlet	91	105	95	89	84	79	74	73	106	72
	Outlet	94	104	94	89	85	79	76	74	105	72
2	Inlet	85	90	88	85	82	79	74	72	94	67
	Outlet	85	92	85	84	82	79	76	74	94	67
3	Inlet	86	90	87	85	81	78	79	72	94	67
	Outlet	86	91	88	86	83	80	81	74	95	69
4	Inlet	79	88	86	87	83	79	74	71	93	68
	Outlet	81	87	89	88	84	80	75	72	94	69
5	Inlet	86	90	86	84	81	77	74	70	94	66
	Outlet	87	92	85	85	82	78	75	72	95	67
6	Inlet	89	92	88	87	82	78	77	72	96	68
	Outlet	88	92	87	87	83	79	77	73	96	68
7	Inlet	82	88	85	85	82	80	76	72	92	67
	Outlet	82	87	84	85	82	79	76	72	92	67
8	Inlet	88	93	89	87	83	80	77	72	96	69
	Outlet	88	92	87	86	84	80	77	73	95	68
9	Inlet	88	90	88	87	82	79	78	73	95	68
	Outlet	88	90	89	88	84	81	80	74	96	69

*Sound Pressure Level (SPL) is average spherical free-field re 20µPa, for comparative use only. dBA levels are not licensed by AMCA International.

Power rating (watts, kW or BHP) does not include transmission losses.

The sound power level ratings shown are in decibels, referred to 10⁻¹² watts, calculated per AMCA Standard 301. Values shown are for inlet L_{wa} and outlet L_{wo} sound power levels for Installation Type D: ducted inlet, ducted outlet. Ratings include the effect of duct end correction.



1250-252-3

960 r/min



Nominal Diameter

1250mm



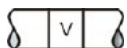
Hub Type

252



Number of Blades

3



BS ISO 5801:2017

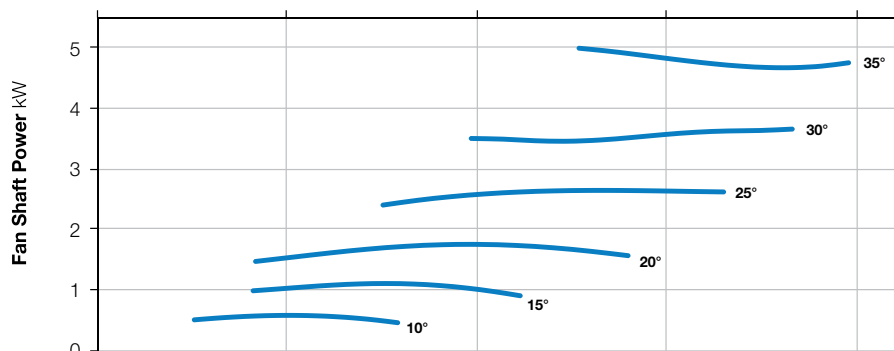
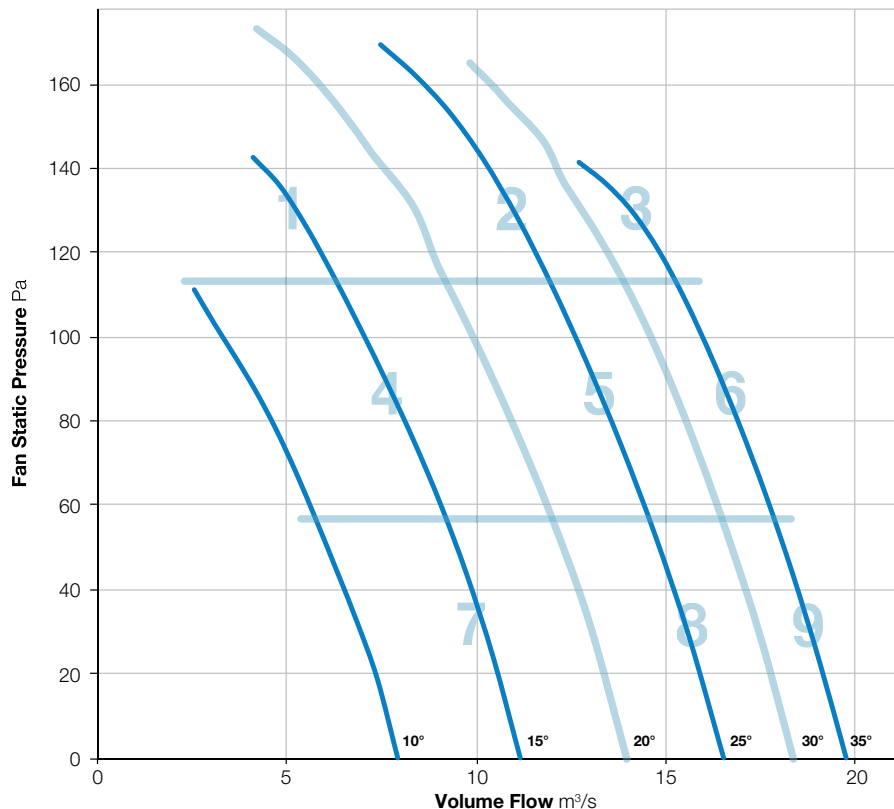
BS ISO 13347-2:2004

Type D installation

Form B



Elta Fans Limited certifies that the Axial Fans shown herein are licensed to bear the AMCA Seal. The ratings shown are based on tests and procedures performed in accordance with AMCA Publications 211 & 311 and comply with the requirements of the AMCA Certified Ratings Program. Performance certified is for Installation Type D: Ducted Inlet, Ducted Outlet. Performance ratings do not include the effects of appurtenances (accessories).



Zone		In-duct Sound Power Level (SWL) re 1pW									SPL dBA @ 3m*
		63Hz	125Hz	250Hz	500Hz	1kHz	2kHz	4kHz	8kHz	Total	
1	Inlet	84	87	94	94	89	84	79	75	98	74
	Outlet	85	86	93	94	89	85	80	78	98	74
2	Inlet	87	87	84	83	83	85	81	79	93	69
	Outlet	92	88	85	86	88	90	87	86	97	74
3	Inlet	92	93	91	90	89	87	84	82	99	74
	Outlet	93	94	92	93	91	90	86	84	100	76
4	Inlet	83	84	83	85	84	81	78	73	92	68
	Outlet	85	84	81	84	83	81	78	76	91	67
5	Inlet	88	87	85	84	82	84	80	78	94	69
	Outlet	91	89	85	86	87	88	86	86	97	73
6	Inlet	92	94	89	88	87	87	83	81	98	72
	Outlet	96	95	88	89	88	89	86	85	100	74
7	Inlet	87	86	83	81	80	76	74	75	92	64
	Outlet	88	87	82	81	79	75	75	76	92	64
8	Inlet	90	90	87	85	82	81	78	76	95	68
	Outlet	93	91	87	87	87	87	86	85	98	73
9	Inlet	92	94	90	88	87	87	83	81	98	72
	Outlet	94	94	89	89	88	89	87	85	99	74

*Sound Pressure Level (SPL) is average spherical free-field re 20µPa, for comparative use only. dBA levels are not licensed by AMCA International.

Power rating (watts, kW or BHP) does not include transmission losses.

The sound power level ratings shown are in decibels, referred to 10⁻¹² watts, calculated per AMCA Standard 301. Values shown are for inlet L_{wa} and outlet L_{wo} sound power levels for Installation Type D: ducted inlet, ducted outlet. Ratings include the effect of duct end correction.



1250-252-6

960 r/min



Nominal Diameter

1250mm



Hub Type

252



Number of Blades

6

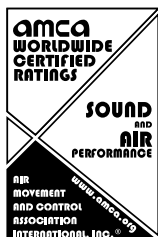


BS ISO 5801:2017

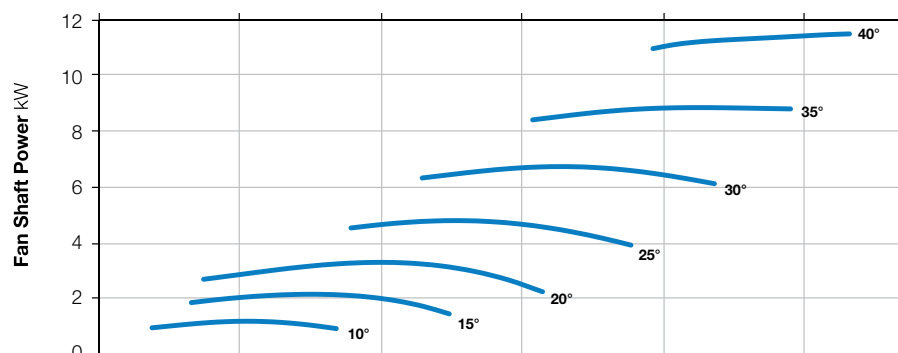
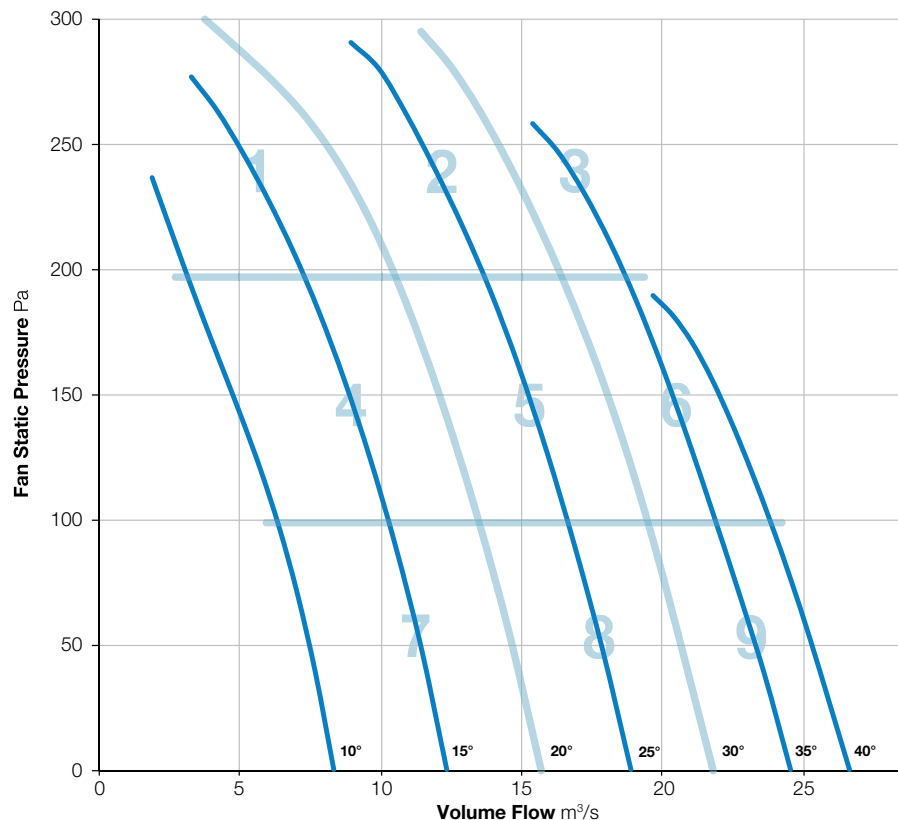
BS ISO 13347-2:2004

Type D installation

Form B



Elta Fans Limited certifies that the Axial Fans shown herein are licensed to bear the AMCA Seal. The ratings shown are based on tests and procedures performed in accordance with AMCA Publications 211 & 311 and comply with the requirements of the AMCA Certified Ratings Program. Performance certified is for Installation Type D: Ducted Inlet, Ducted Outlet. Performance ratings do not include the effects of appurtenances (accessories).



Zone		In-duct Sound Power Level (SWL) re 1pW									SPL dBA @ 3m*
		63Hz	125Hz	250Hz	500Hz	1kHz	2kHz	4kHz	8kHz	Total	
1	Inlet	81	87	94	93	90	86	80	77	98	74
	Outlet	88	92	95	95	91	87	82	80	100	76
2	Inlet	87	88	89	94	92	89	84	81	99	76
	Outlet	91	87	86	92	91	88	85	83	98	75
3	Inlet	92	93	95	96	94	90	86	84	102	78
	Outlet	95	94	96	98	95	93	88	86	103	80
4	Inlet	83	85	85	88	89	86	82	81	95	72
	Outlet	86	84	85	93	91	88	82	80	97	75
5	Inlet	89	90	88	88	86	85	82	79	96	71
	Outlet	93	89	87	86	85	84	82	81	97	70
6	Inlet	93	96	91	91	90	89	84	82	100	75
	Outlet	94	94	90	90	91	90	88	87	100	76
7	Inlet	87	87	87	88	87	84	86	84	95	72
	Outlet	89	88	85	85	85	83	81	83	95	70
8	Inlet	90	95	89	87	85	82	80	80	98	70
	Outlet	94	93	89	88	87	82	80	81	98	71
9	Inlet	94	97	92	92	90	88	84	82	101	75
	Outlet	95	95	91	91	91	90	87	87	101	76

*Sound Pressure Level (SPL) is average spherical free-field re 20μPa, for comparative use only. dBA levels are not licensed by AMCA International.

Power rating (watts, kW or BHP) does not include transmission losses.

The sound power level ratings shown are in decibels, referred to 10⁻¹² watts, calculated per AMCA Standard 301. Values shown are for inlet L_{wa} and outlet L_{wo} sound power levels for Installation Type D: ducted inlet, ducted outlet. Ratings include the effect of duct end correction.



1250-252-9

960 r/min



Nominal Diameter

1250mm



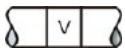
Hub Type

252



Number of Blades

9



BS ISO 5801:2017

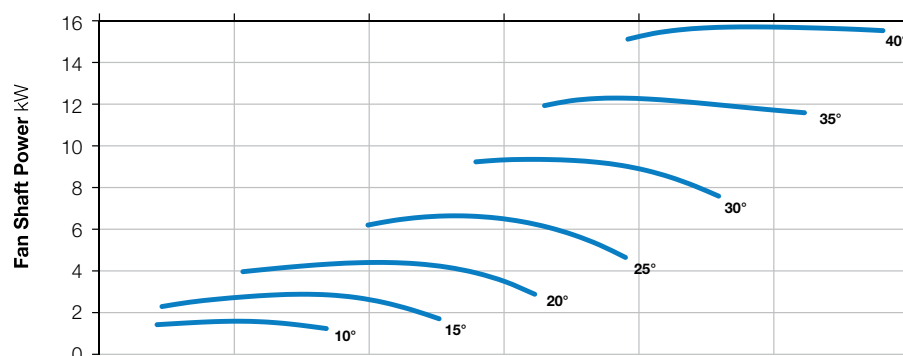
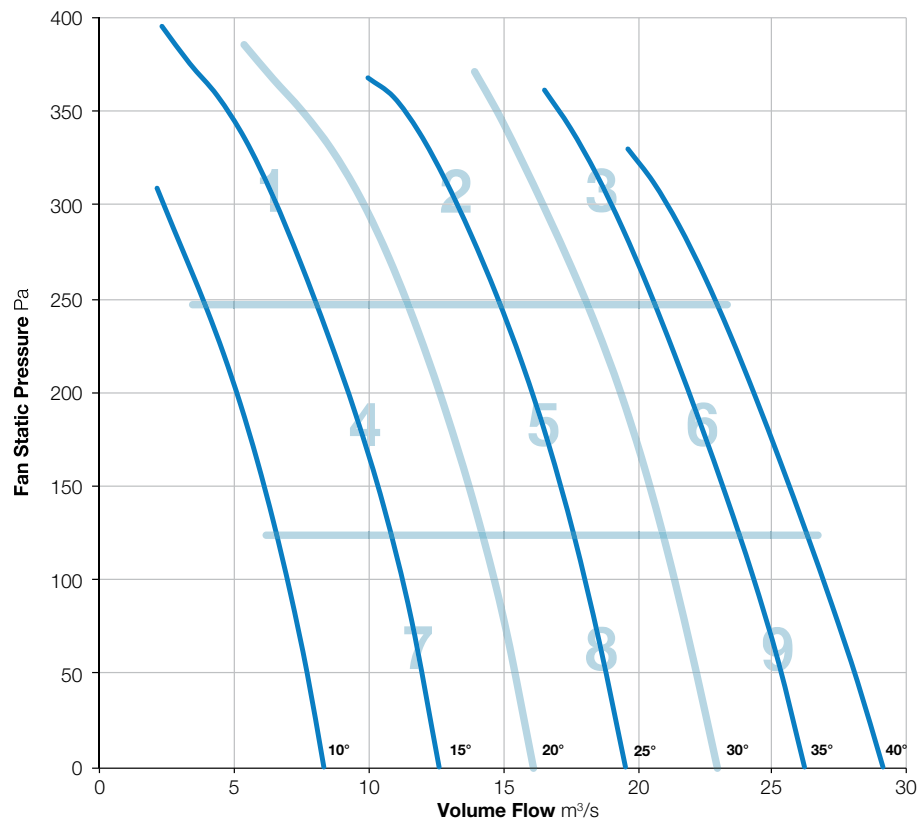
BS ISO 13347-2:2004

Type D installation

Form B



Elta Fans Limited certifies that the Axial Fans shown herein are licensed to bear the AMCA Seal. The ratings shown are based on tests and procedures performed in accordance with AMCA Publications 211 & 311 and comply with the requirements of the AMCA Certified Ratings Program. Performance certified is for Installation Type D: Ducted Inlet, Ducted Outlet. Performance ratings do not include the effects of appurtenances (accessories).



Zone		In-duct Sound Power Level (SWL) re 1pW									SPL dBA @ 3m*
		63Hz	125Hz	250Hz	500Hz	1kHz	2kHz	4kHz	8kHz	Total	
1	Inlet	80	95	99	96	92	88	83	79	102	77
	Outlet	83	95	97	96	92	89	84	81	102	77
2	Inlet	82	88	98	101	97	92	86	82	104	81
	Outlet	84	88	97	102	98	94	88	86	105	82
3	Inlet	90	93	92	93	92	91	86	84	100	77
	Outlet	89	91	90	92	92	91	88	88	99	77
4	Inlet	77	85	90	93	94	91	85	82	99	77
	Outlet	79	84	88	97	95	92	85	82	100	79
5	Inlet	86	90	90	92	88	85	82	80	97	73
	Outlet	85	89	88	93	90	87	85	84	98	75
6	Inlet	91	95	93	93	91	90	85	83	100	76
	Outlet	91	93	91	92	92	91	88	87	100	77
7	Inlet	83	87	86	87	87	86	86	86	95	73
	Outlet	81	86	85	87	89	88	85	85	95	74
8	Inlet	88	94	92	90	87	83	81	82	98	72
	Outlet	88	92	90	93	88	84	82	83	98	73
9	Inlet	92	96	95	93	90	89	84	83	101	75
	Outlet	92	95	93	93	91	90	86	86	101	76

*Sound Pressure Level (SPL) is average spherical free-field re 20μPa, for comparative use only. dBA levels are not licensed by AMCA International.

Power rating (watts, kW or BHP) does not include transmission losses.

The sound power level ratings shown are in decibels, referred to 10⁻¹² watts, calculated per AMCA Standard 301. Values shown are for inlet L_{wa} and outlet L_{wo} sound power levels for Installation Type D: ducted inlet, ducted outlet. Ratings include the effect of duct end correction.



1250-352-3

960 r/min



Nominal Diameter

1250mm



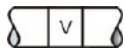
Hub Type

352



Number of Blades

3



BS ISO 5801:2017

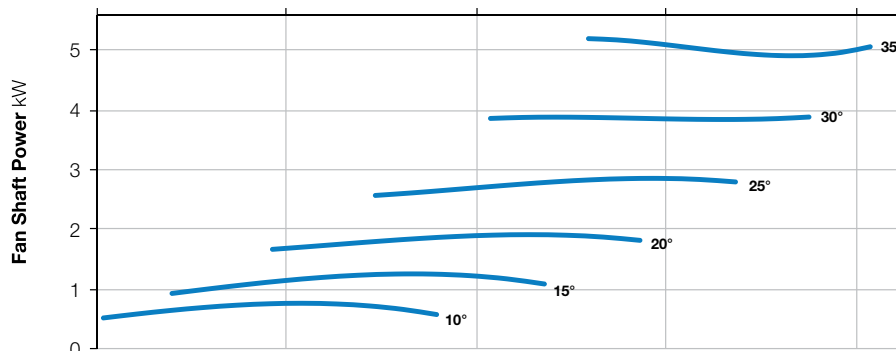
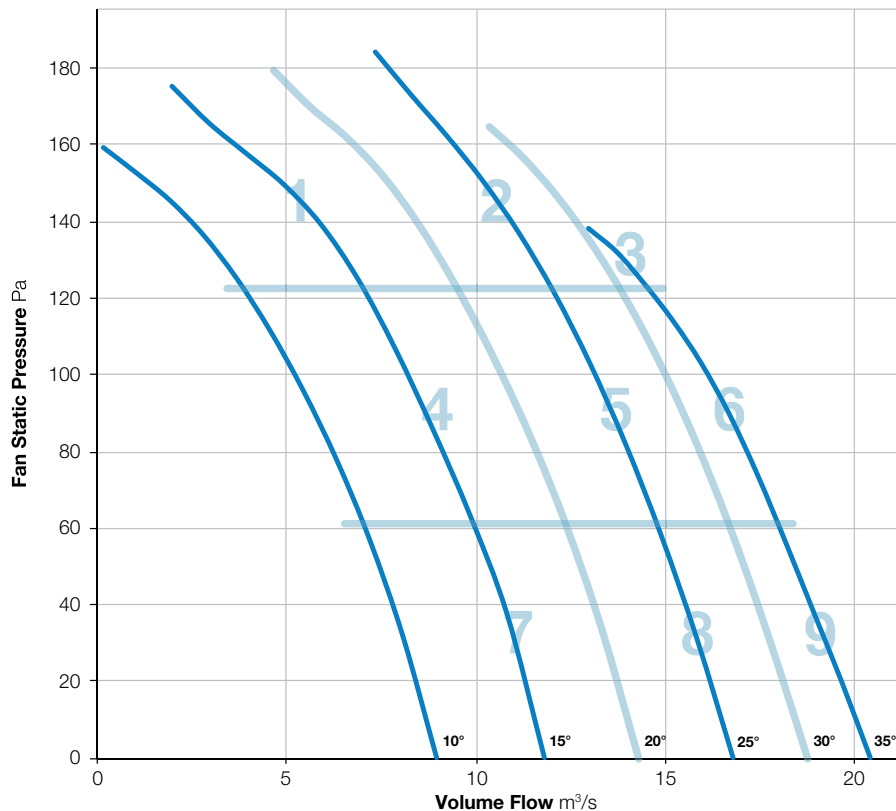
BS EN ISO 5136:2009

Type D installation

Form B



Elta Fans Limited certifies that the Axial Fans shown herein are licensed to bear the AMCA Seal. The ratings shown are based on tests and procedures performed in accordance with AMCA Publication 211 and comply with the requirements of the AMCA Certified Ratings Program. Performance certified is for Installation Type D: Ducted Inlet, Ducted Outlet. Performance ratings do not include the effects of appurtenances (accessories).



Zone		In-duct Sound Power Level (SWL) re 1pW									SPL dBA @ 3m*
		63Hz	125Hz	250Hz	500Hz	1kHz	2kHz	4kHz	8kHz	Total	
1	Inlet	89	86	87	94	91	86	81	76	98	75
	Outlet	97	83	87	92	90	85	80	75	99	73
2	Inlet	94	89	86	85	84	82	80	77	97	69
	Outlet	95	88	85	83	83	81	80	78	97	68
3	Inlet	95	93	91	90	88	84	81	77	99	72
	Outlet	98	95	92	90	88	85	82	77	101	73
4	Inlet	89	86	85	84	84	85	86	79	94	71
	Outlet	96	84	84	82	83	83	84	76	97	69
5	Inlet	94	89	86	85	84	81	78	74	97	68
	Outlet	96	89	85	83	82	80	78	75	98	67
6	Inlet	96	89	88	88	87	84	80	78	98	71
	Outlet	98	92	88	87	86	84	82	79	100	71
7	Inlet	89	88	85	84	84	85	87	78	95	71
	Outlet	96	88	84	82	83	84	85	75	98	70
8	Inlet	95	90	87	86	84	82	78	74	97	69
	Outlet	96	90	86	83	83	81	78	75	98	68
9	Inlet	97	90	88	87	86	83	80	77	99	70
	Outlet	99	92	89	86	86	84	82	80	101	71

*Sound Pressure Level (SPL) is average spherical free-field re 20μPa, for comparative use only.
Power rating (watts, kW or BHP) does not include transmission losses.
The AMCA certified ratings seal applies to air performance only.



1250-352-6

960 r/min



Nominal Diameter

1250mm



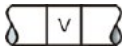
Hub Type

352



Number of Blades

6



BS ISO 5801:2017

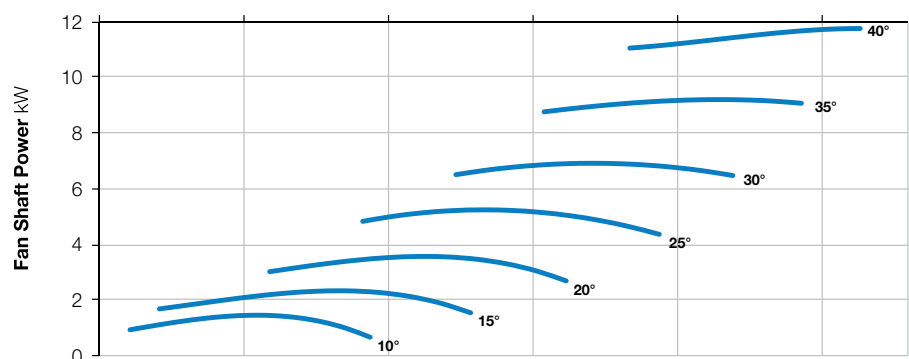
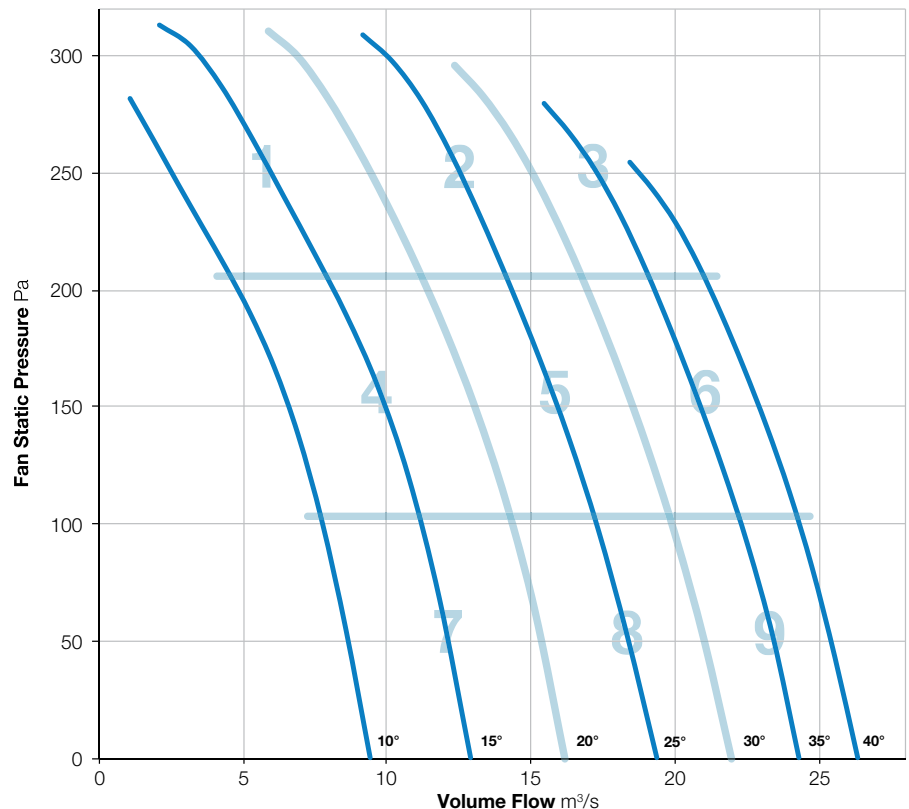
BS ISO 13347-2:2004

Type D installation

Form B



Elta Fans Limited certifies that the Axial Fans shown herein are licensed to bear the AMCA Seal. The ratings shown are based on tests and procedures performed in accordance with AMCA Publications 211 & 311 and comply with the requirements of the AMCA Certified Ratings Program. Performance certified is for Installation Type D: Ducted Inlet, Ducted Outlet. Performance ratings do not include the effects of appurtenances (accessories).



Zone		In-duct Sound Power Level (SWL) re 1pW									SPL dBA @ 3m*
		63Hz	125Hz	250Hz	500Hz	1kHz	2kHz	4kHz	8kHz	Total	
1	Inlet	83	88	98	98	92	88	83	79	102	78
	Outlet	86	89	98	97	92	89	84	81	102	77
2	Inlet	86	92	91	94	90	88	84	81	99	75
	Outlet	88	93	89	93	90	89	86	85	99	75
3	Inlet	93	98	94	92	92	90	86	84	102	76
	Outlet	94	98	92	93	92	91	89	88	102	77
4	Inlet	82	89	87	92	89	87	82	79	97	74
	Outlet	82	89	86	91	91	89	84	80	97	75
5	Inlet	89	94	90	91	85	84	80	78	98	72
	Outlet	87	94	88	89	85	84	82	83	97	71
6	Inlet	93	98	93	92	91	89	85	83	102	76
	Outlet	91	97	91	91	91	91	89	87	101	77
7	Inlet	86	91	88	87	84	81	81	81	95	70
	Outlet	85	92	86	86	84	81	80	80	95	69
8	Inlet	90	96	92	89	85	82	80	78	99	71
	Outlet	89	96	90	89	85	83	81	81	99	71
9	Inlet	94	98	94	93	91	89	85	83	102	76
	Outlet	93	98	91	91	91	90	87	87	101	76

*Sound Pressure Level (SPL) is average spherical free-field re 20µPa, for comparative use only. dBA levels are not licensed by AMCA International.

Power rating (watts, kW or BHP) does not include transmission losses.

The sound power level ratings shown are in decibels, referred to 10⁻¹² watts, calculated per AMCA Standard 301. Values shown are for inlet L_{wa} and outlet L_{wo} sound power levels for Installation Type D: ducted inlet, ducted outlet. Ratings include the effect of duct end correction.



1250-352-9

960 r/min



Nominal Diameter

1250mm



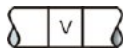
Hub Type

352



Number of Blades

9



BS ISO 5801:2017

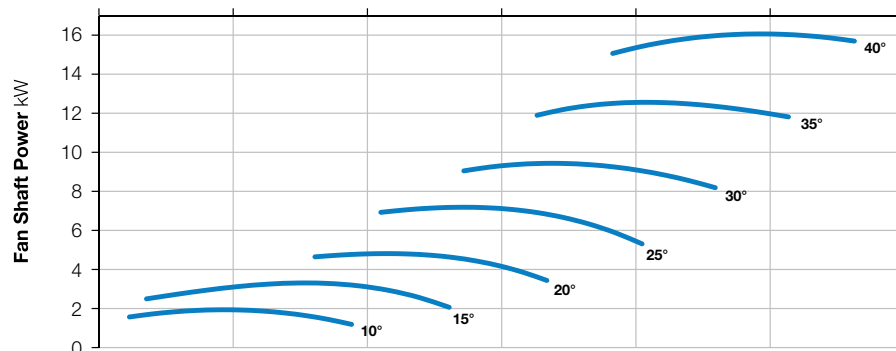
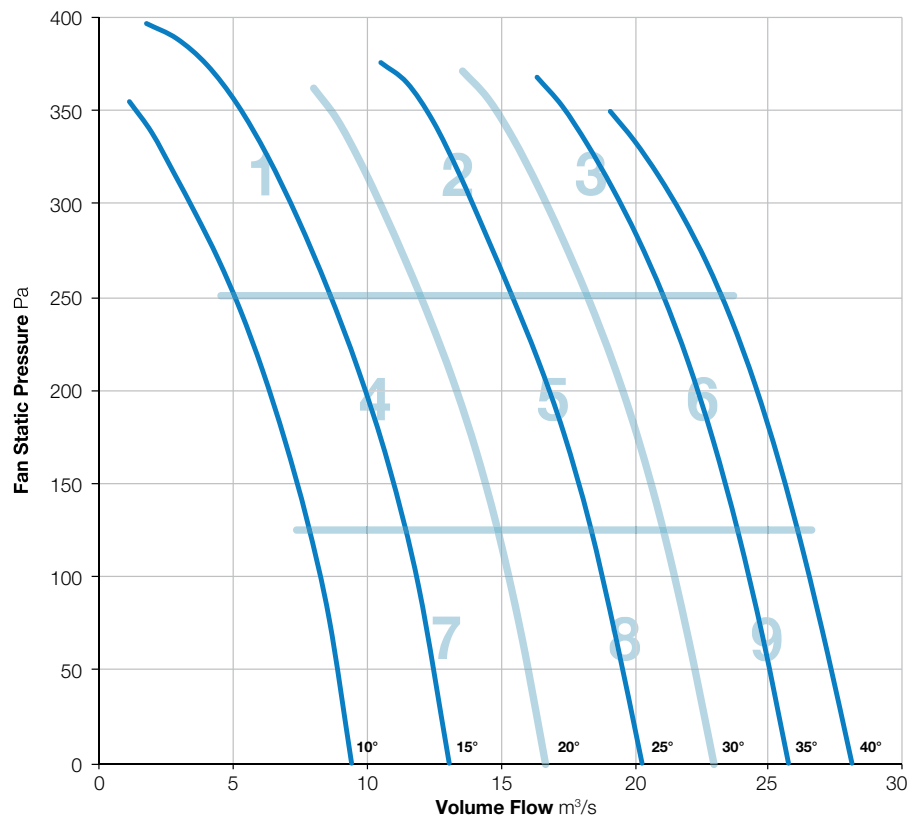
BS EN ISO 5136:2009

Type D installation

Form B



Elta Fans Limited certifies that the Axial Fans shown herein are licensed to bear the AMCA Seal. The ratings shown are based on tests and procedures performed in accordance with AMCA Publication 211 and comply with the requirements of the AMCA Certified Ratings Program. Performance certified is for Installation Type D: Ducted Inlet, Ducted Outlet. Performance ratings do not include the effects of appurtenances (accessories).



Zone		In-duct Sound Power Level (SWL) re 1pW									SPL dBA @ 3m*
		63Hz	125Hz	250Hz	500Hz	1kHz	2kHz	4kHz	8kHz	Total	
1	Inlet	90	85	92	96	96	92	87	79	101	79
	Outlet	91	86	93	94	94	91	87	78	100	77
2	Inlet	92	88	92	92	91	89	86	80	99	75
	Outlet	95	89	91	90	90	89	85	79	99	74
3	Inlet	96	91	93	91	90	86	83	79	100	74
	Outlet	99	92	94	90	90	87	84	81	102	74
4	Inlet	92	87	92	89	90	92	92	82	99	77
	Outlet	95	87	90	88	89	91	90	80	99	76
5	Inlet	95	89	92	90	89	88	87	80	99	74
	Outlet	97	90	92	88	87	87	86	79	100	73
6	Inlet	98	91	95	92	91	88	84	79	102	75
	Outlet	100	95	96	92	90	88	85	81	103	75
7	Inlet	91	89	93	90	90	92	92	81	100	77
	Outlet	95	87	91	88	88	90	91	78	99	76
8	Inlet	98	88	92	90	89	88	88	80	101	75
	Outlet	97	90	91	88	87	87	86	78	100	73
9	Inlet	91	94	102	96	93	87	82	71	104	78
	Outlet	97	95	98	99	93	90	84	77	104	79

*Sound Pressure Level (SPL) is average spherical free-field re 20μPa, for comparative use only.
Power rating (watts, kW or BHP) does not include transmission losses.
The AMCA certified ratings seal applies to air performance only.



1250-352-12

960 r/min



Nominal Diameter

1250mm



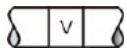
Hub Type

352



Number of Blades

12



BS ISO 5801:2017

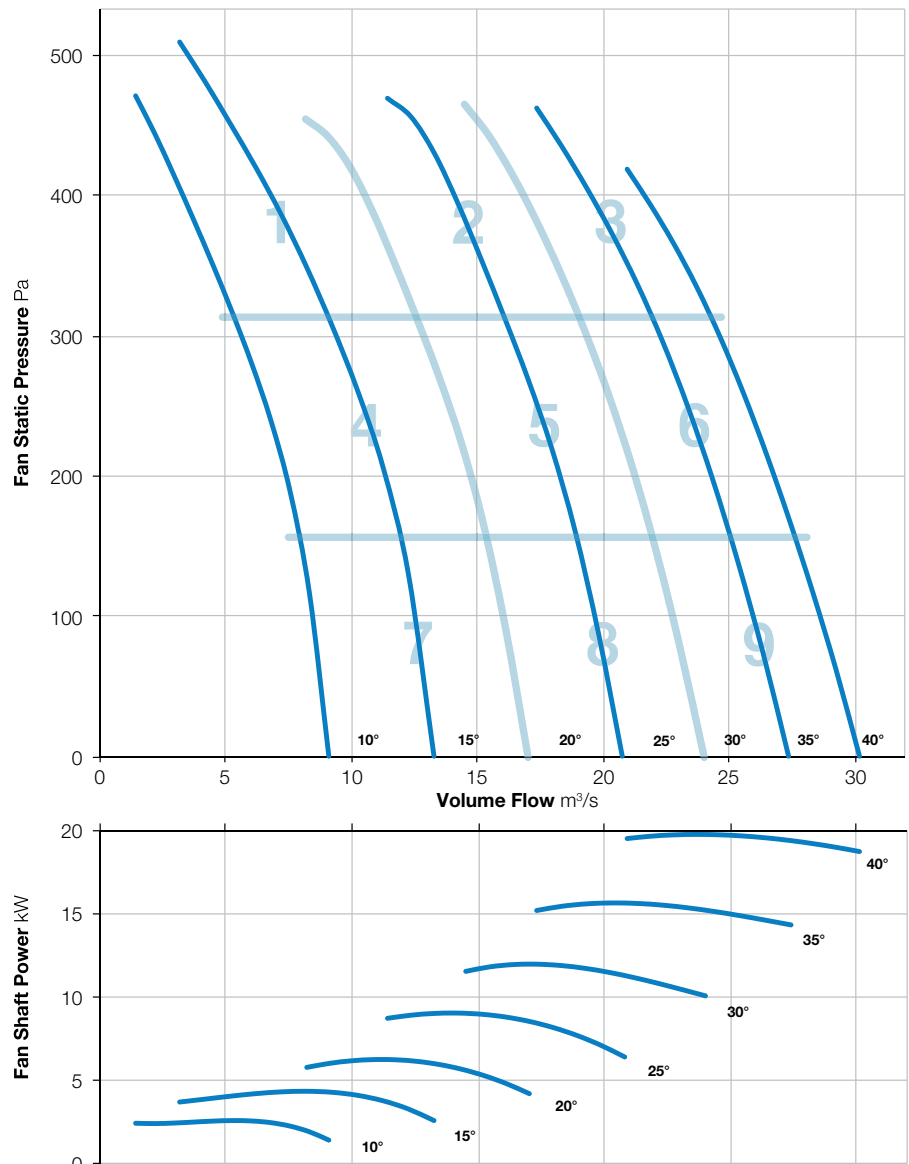
BS ISO 13347-2:2004

Type D installation

Form B



Elta Fans Limited certifies that the Axial Fans shown herein are licensed to bear the AMCA Seal. The ratings shown are based on tests and procedures performed in accordance with AMCA Publications 211 & 311 and comply with the requirements of the AMCA Certified Ratings Program. Performance certified is for Installation Type D: Ducted Inlet, Ducted Outlet. Performance ratings do not include the effects of appurtenances (accessories).



Zone		In-duct Sound Power Level (SWL) re 1pW									SPL dBA @ 3m*
		63Hz	125Hz	250Hz	500Hz	1kHz	2kHz	4kHz	8kHz	Total	
1	Inlet	82	93	99	98	95	90	84	80	103	79
	Outlet	88	95	100	97	94	90	85	82	104	79
2	Inlet	89	87	92	94	92	90	86	83	99	76
	Outlet	87	87	93	101	97	93	89	86	104	81
3	Inlet	91	92	94	93	94	92	88	87	101	78
	Outlet	92	90	92	93	95	93	90	90	101	79
4	Inlet	78	81	91	95	96	94	87	83	101	79
	Outlet	84	82	91	97	96	94	87	83	101	80
5	Inlet	88	88	92	92	90	87	83	82	98	74
	Outlet	88	87	91	92	91	88	85	84	98	75
6	Inlet	93	95	95	94	93	91	87	86	102	77
	Outlet	95	93	94	94	94	92	89	88	102	78
7	Inlet	84	84	90	89	88	86	87	86	96	74
	Outlet	85	82	89	91	91	90	87	86	98	76
8	Inlet	91	93	94	91	89	86	84	84	99	74
	Outlet	90	91	92	91	89	86	83	83	98	74
9	Inlet	93	95	95	94	93	90	87	86	102	77
	Outlet	95	93	94	94	94	92	89	88	102	78

*Sound Pressure Level (SPL) is average spherical free-field re 20µPa, for comparative use only. dBA levels are not licensed by AMCA International.

Power rating (watts, kW or BHP) does not include transmission losses.

The sound power level ratings shown are in decibels, referred to 10⁻¹² watts, calculated per AMCA Standard 301. Values shown are for inlet L_{wa} and outlet L_{wo} sound power levels for Installation Type D: ducted inlet, ducted outlet. Ratings include the effect of duct end correction.



1250-400-3

960 r/min



Nominal Diameter

1250mm



Hub Type

400



Number of Blades

3



BS ISO 5801:2017

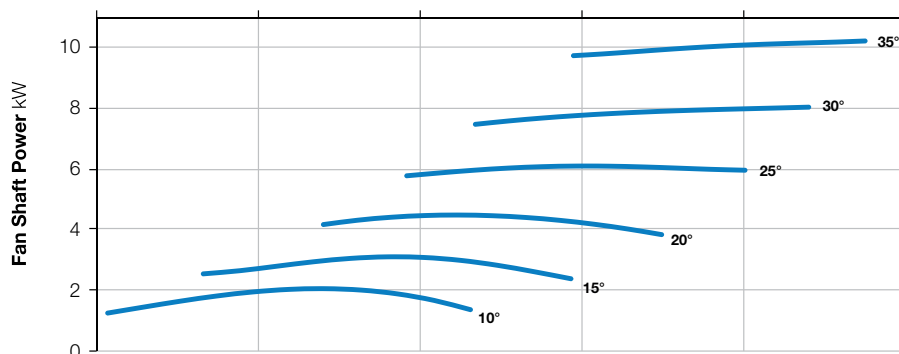
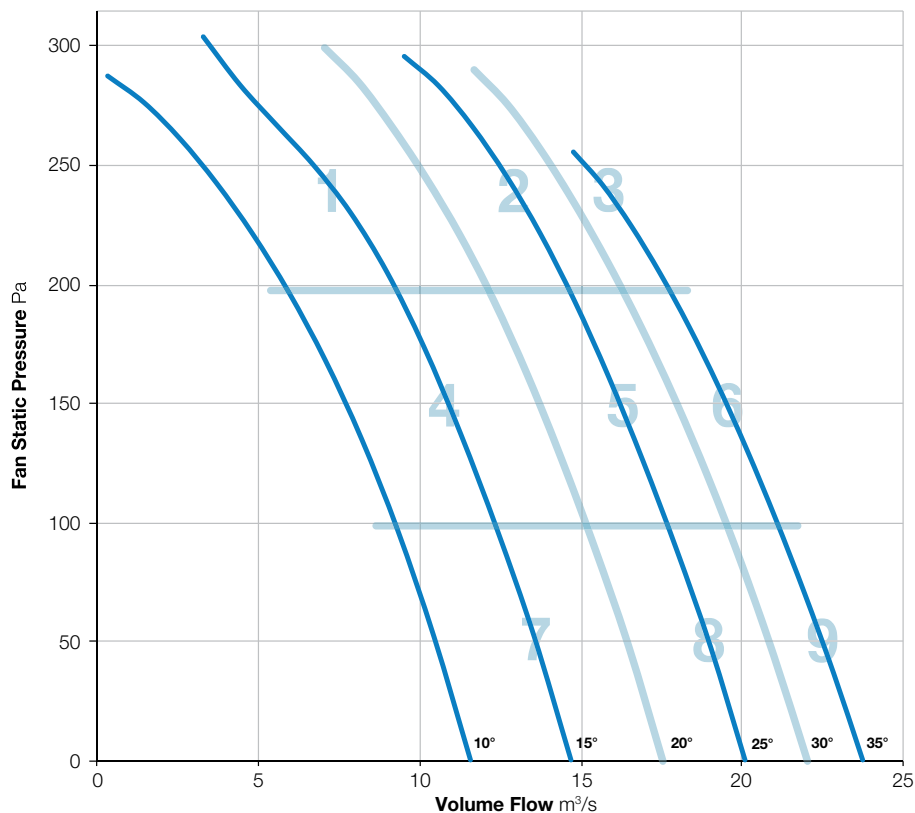
BS EN ISO 5136:2009

Type D installation

Form B



Elta Fans Limited certifies that the Axial Fans shown herein are licensed to bear the AMCA Seal. The ratings shown are based on tests and procedures performed in accordance with AMCA Publication 211 and comply with the requirements of the AMCA Certified Ratings Program. Performance certified is for Installation Type D: Ducted Inlet, Ducted Outlet. Performance ratings do not include the effects of appurtenances (accessories).



Zone		In-duct Sound Power Level (SWL) re 1pW									SPL dBA @ 3m*
		63Hz	125Hz	250Hz	500Hz	1kHz	2kHz	4kHz	8kHz	Total	
1	Inlet	97	94	94	94	90	87	82	72	102	75
	Outlet	95	94	94	94	89	86	81	74	101	74
2	Inlet	99	95	90	93	90	85	83	77	102	74
	Outlet	100	94	90	92	89	85	84	80	102	74
3	Inlet	101	97	92	96	90	87	86	82	104	76
	Outlet	101	97	93	95	91	88	89	86	104	77
4	Inlet	96	90	87	90	88	87	82	70	99	73
	Outlet	96	90	87	90	87	86	81	72	99	72
5	Inlet	99	93	90	93	90	85	82	75	102	74
	Outlet	100	93	90	92	89	85	82	78	102	73
6	Inlet	102	95	92	96	90	87	85	80	104	76
	Outlet	102	96	93	95	91	88	87	84	104	76
7	Inlet	95	90	87	90	88	87	82	70	98	73
	Outlet	95	90	88	90	87	86	81	71	98	72
8	Inlet	100	93	90	93	91	87	82	73	102	75
	Outlet	98	94	90	93	90	86	82	75	101	74
9	Inlet	104	96	92	96	90	87	84	80	106	76
	Outlet	103	97	93	95	91	87	86	84	105	76

*Sound Pressure Level (SPL) is average spherical free-field re 20μPa, for comparative use only.
Power rating (watts, kW or BHP) does not include transmission losses.
The AMCA certified ratings seal applies to air performance only.



1250-400-6

960 r/min



Nominal Diameter

1250mm



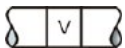
Hub Type

400



Number of Blades

6



BS ISO 5801:2017

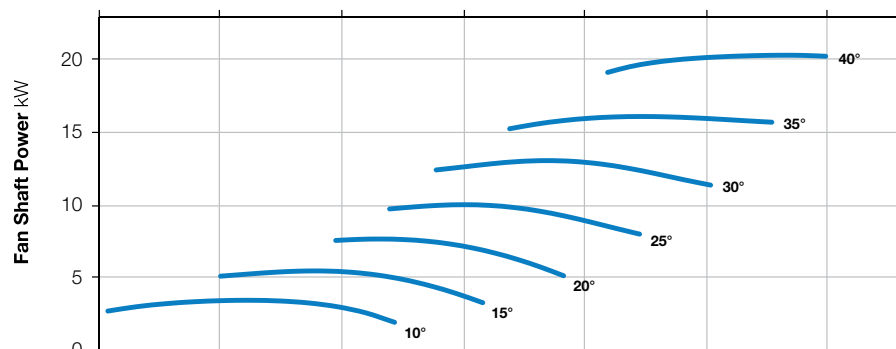
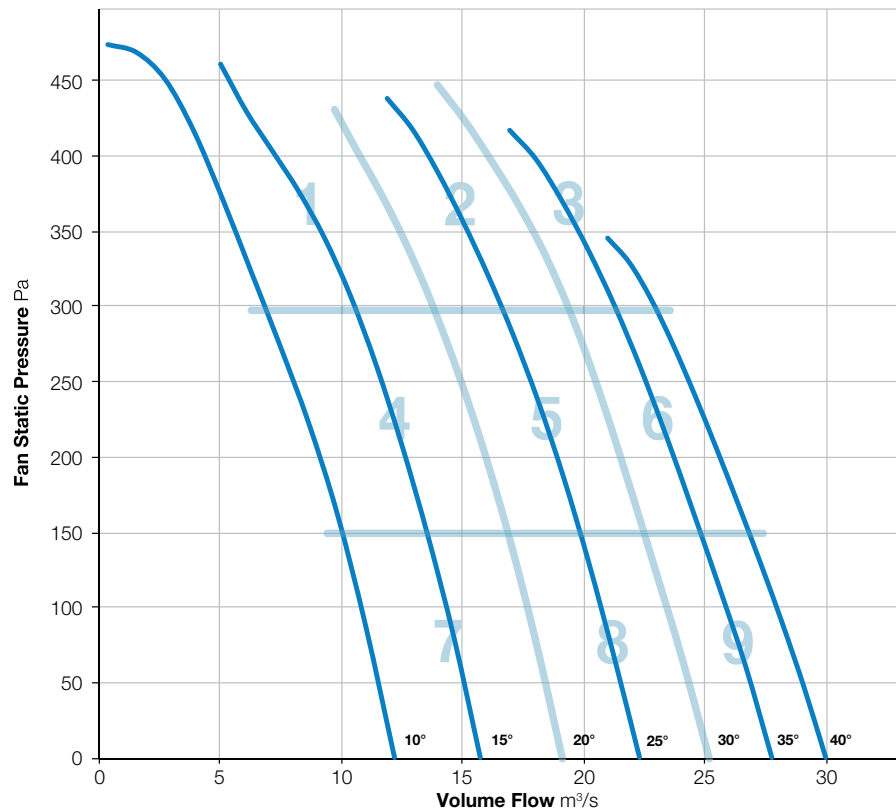
BS EN ISO 5136:2009

Type D installation

Form B



Elta Fans Limited certifies that the Axial Fans shown herein are licensed to bear the AMCA Seal. The ratings shown are based on tests and procedures performed in accordance with AMCA Publication 211 and comply with the requirements of the AMCA Certified Ratings Program. Performance certified is for Installation Type D: Ducted Inlet, Ducted Outlet. Performance ratings do not include the effects of appurtenances (accessories).



Zone		In-duct Sound Power Level (SWL) re 1pW									SPL dBA @ 3m*
		63Hz	125Hz	250Hz	500Hz	1kHz	2kHz	4kHz	8kHz	Total	
1	Inlet	94	95	97	97	94	90	85	75	103	78
	Outlet	96	96	97	96	93	90	84	76	103	77
2	Inlet	97	95	92	96	92	89	85	77	102	77
	Outlet	97	95	92	95	91	89	85	79	102	76
3	Inlet	102	97	95	95	93	89	86	81	105	77
	Outlet	103	98	97	96	94	90	88	83	106	78
4	Inlet	92	93	90	94	91	89	84	73	100	76
	Outlet	94	93	91	94	90	88	83	73	100	75
5	Inlet	96	95	92	95	92	89	85	76	102	76
	Outlet	97	96	93	95	91	89	84	78	102	76
6	Inlet	102	97	94	94	92	88	85	79	105	76
	Outlet	102	99	95	95	93	89	87	83	105	77
7	Inlet	94	94	91	94	91	89	83	73	100	76
	Outlet	94	94	91	94	90	88	82	72	100	75
8	Inlet	98	96	92	96	92	89	85	76	103	77
	Outlet	99	97	93	95	92	89	84	77	103	76
9	Inlet	105	96	93	95	92	89	86	81	106	77
	Outlet	104	98	94	96	93	90	88	84	106	78

*Sound Pressure Level (SPL) is average spherical free-field re 20μPa, for comparative use only.
Power rating (watts, kW or BHP) does not include transmission losses.
The AMCA certified ratings seal applies to air performance only.



1250-400-9

960 r/min



Nominal Diameter

1250mm



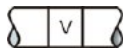
Hub Type

400



Number of Blades

9



BS ISO 5801:2017

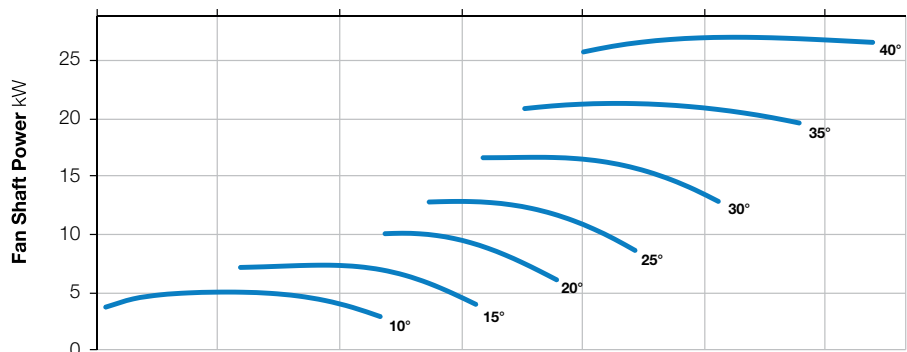
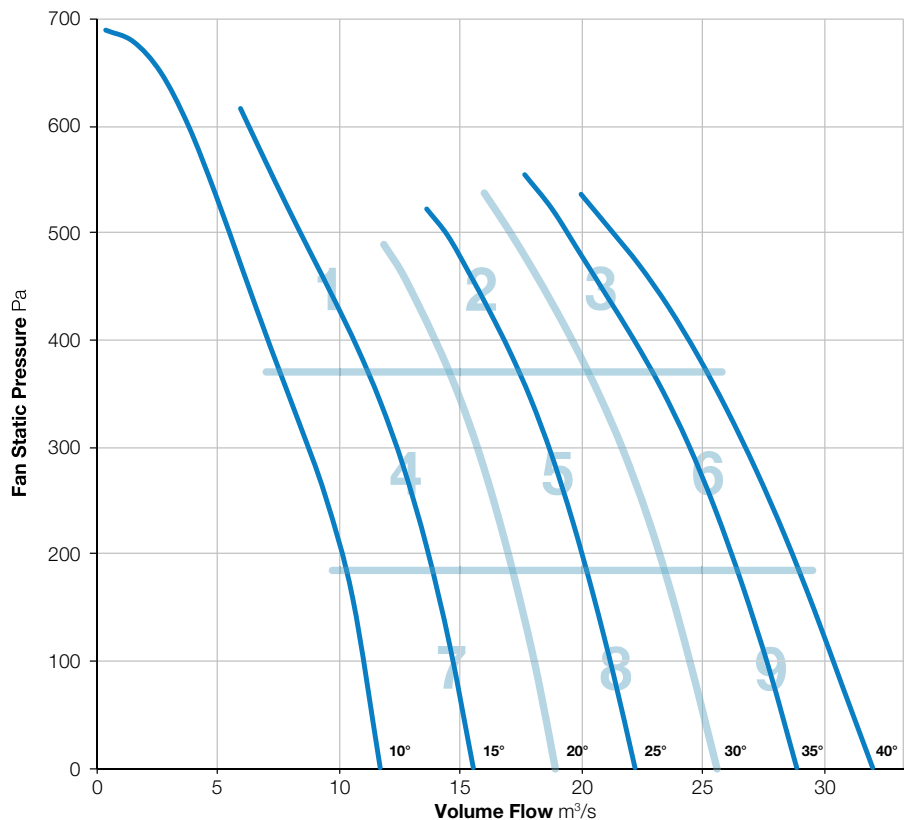
BS EN ISO 5136:2009

Type D installation

Form B



Elta Fans Limited certifies that the Axial Fans shown herein are licensed to bear the AMCA Seal. The ratings shown are based on tests and procedures performed in accordance with AMCA Publication 211 and comply with the requirements of the AMCA Certified Ratings Program. Performance certified is for Installation Type D: Ducted Inlet, Ducted Outlet. Performance ratings do not include the effects of appurtenances (accessories).



Zone		In-duct Sound Power Level (SWL) re 1pW									SPL dBA @ 3m*
		63Hz	125Hz	250Hz	500Hz	1kHz	2kHz	4kHz	8kHz	Total	
1	Inlet	95	98	100	100	96	91	86	76	105	80
	Outlet	96	99	100	99	96	91	85	77	105	80
2	Inlet	96	97	94	98	92	91	86	79	103	78
	Outlet	96	98	94	96	92	91	87	81	103	78
3	Inlet	97	97	93	95	92	89	86	80	103	77
	Outlet	99	99	94	95	93	90	88	83	104	77
4	Inlet	90	95	92	96	93	90	86	75	101	77
	Outlet	90	96	92	95	92	90	85	74	101	77
5	Inlet	95	97	92	97	92	91	86	77	103	78
	Outlet	95	98	93	96	92	90	86	78	103	77
6	Inlet	98	98	94	95	92	89	85	78	103	77
	Outlet	99	100	95	95	94	90	87	81	105	78
7	Inlet	92	95	93	96	93	90	85	75	101	77
	Outlet	89	97	93	95	92	89	84	74	101	76
8	Inlet	97	100	94	96	93	92	87	72	104	78
	Outlet	96	101	94	94	92	91	86	73	104	77
9	Inlet	99	98	95	96	94	93	91	85	104	79
	Outlet	101	99	96	97	95	94	92	87	106	80

*Sound Pressure Level (SPL) is average spherical free-field re 20μPa, for comparative use only.
Power rating (watts, kW or BHP) does not include transmission losses.
The AMCA certified ratings seal applies to air performance only.



1250-550-3

960 r/min



Nominal Diameter

1250mm



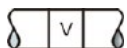
Hub Type

550



Number of Blades

3



BS ISO 5801:2017

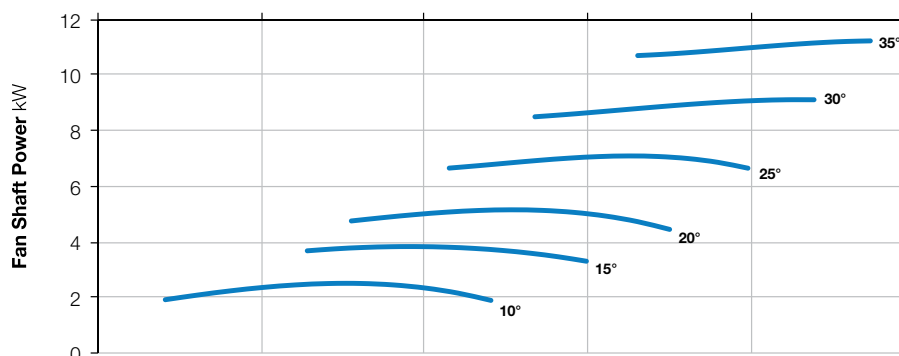
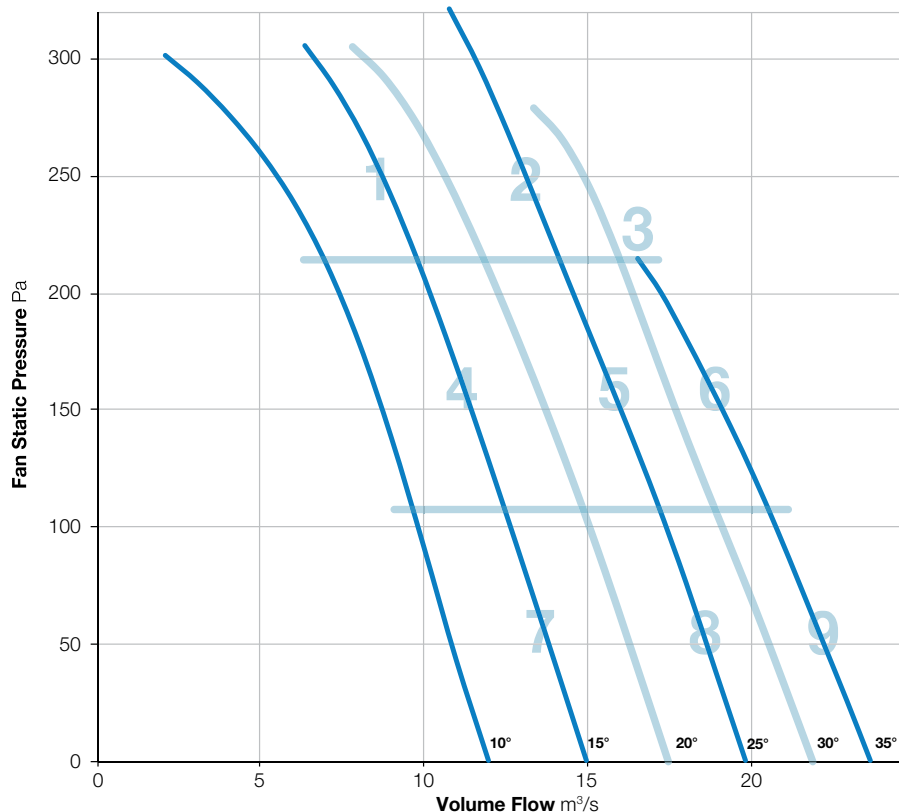
BS EN ISO 5136:2009

Type D installation

Form B



Elta Fans Limited certifies that the Axial Fans shown herein are licensed to bear the AMCA Seal. The ratings shown are based on tests and procedures performed in accordance with AMCA Publication 211 and comply with the requirements of the AMCA Certified Ratings Program. Performance certified is for Installation Type D: Ducted Inlet, Ducted Outlet. Performance ratings do not include the effects of appurtenances (accessories).



Zone		In-duct Sound Power Level (SWL) re 1pW									SPL dBA @ 3m*
		63Hz	125Hz	250Hz	500Hz	1kHz	2kHz	4kHz	8kHz	Total	
1	Inlet	95	91	89	91	88	84	80	72	99	72
	Outlet	98	91	88	90	87	84	80	74	100	71
2	Inlet	98	93	89	92	87	84	81	75	101	72
	Outlet	101	94	89	91	88	84	82	78	103	73
3	Inlet	103	95	91	94	89	86	83	79	105	74
	Outlet	102	96	92	94	91	87	85	82	104	76
4	Inlet	98	91	87	91	89	87	82	72	100	73
	Outlet	97	92	87	90	88	86	81	74	100	72
5	Inlet	99	92	88	91	87	84	80	73	101	72
	Outlet	99	93	87	91	88	84	80	76	101	72
6	Inlet	106	95	92	93	90	85	83	80	107	74
	Outlet	103	96	93	93	90	86	85	82	105	75
7	Inlet	101	89	87	89	89	86	79	70	102	72
	Outlet	98	90	86	88	89	85	79	72	100	72
8	Inlet	101	93	90	91	90	88	85	79	103	74
	Outlet	100	93	90	92	90	87	84	81	102	74
9	Inlet	106	99	94	95	92	90	86	82	108	77
	Outlet	104	97	95	94	92	87	86	83	106	76

*Sound Pressure Level (SPL) is average spherical free-field re 20μPa, for comparative use only.
Power rating (watts, kW or BHP) does not include transmission losses.
The AMCA certified ratings seal applies to air performance only.



1250-550-6

960 r/min



Nominal Diameter

1250mm



Hub Type

550



Number of Blades

6



BS ISO 5801:2017

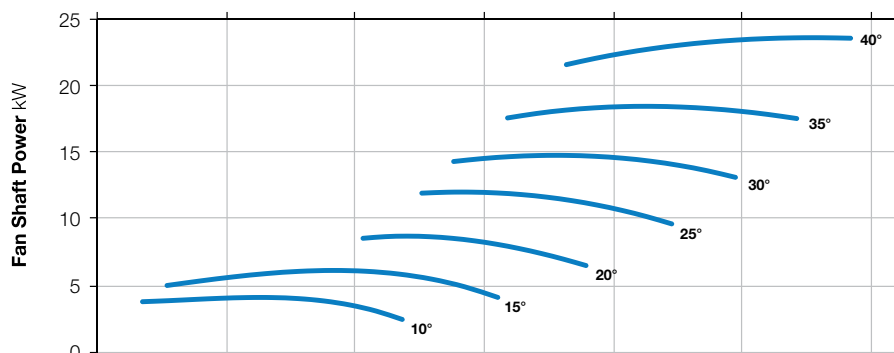
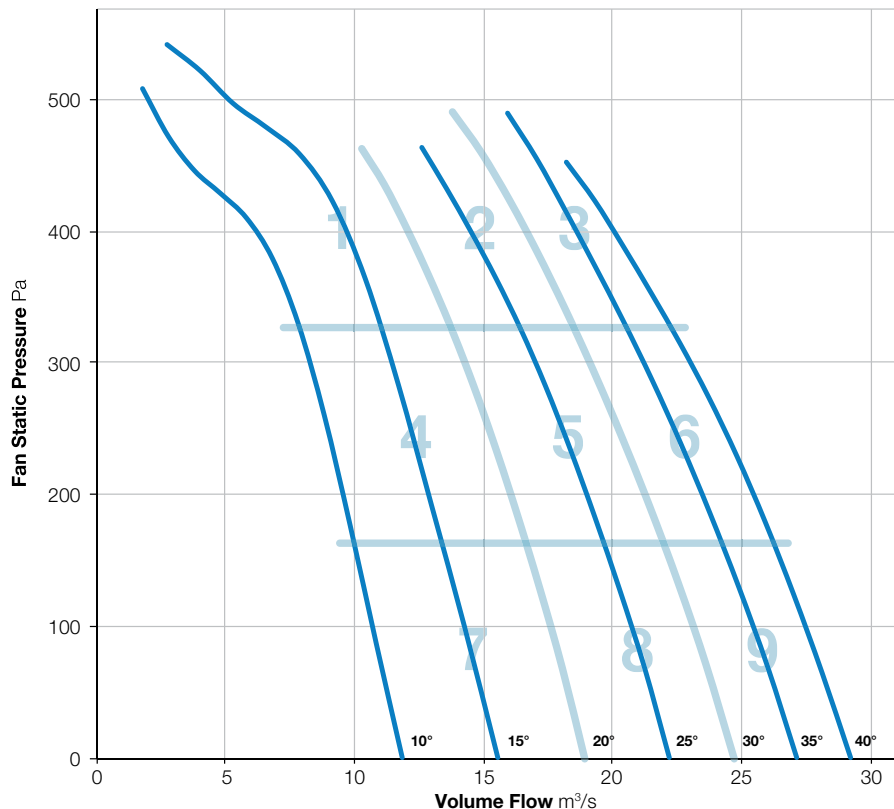
BS EN ISO 5136:2009

Type D installation

Form B



Elta Fans Limited certifies that the Axial Fans shown herein are licensed to bear the AMCA Seal. The ratings shown are based on tests and procedures performed in accordance with AMCA Publication 211 and comply with the requirements of the AMCA Certified Ratings Program. Performance certified is for Installation Type D: Ducted Inlet, Ducted Outlet. Performance ratings do not include the effects of appurtenances (accessories).



Zone		In-duct Sound Power Level (SWL) re 1pW									SPL dBA @ 3m*
		63Hz	125Hz	250Hz	500Hz	1kHz	2kHz	4kHz	8kHz	Total	
1	Inlet	93	95	93	97	92	89	84	74	102	77
	Outlet	93	95	93	95	92	89	84	76	101	76
2	Inlet	97	97	92	96	90	87	84	77	102	76
	Outlet	97	98	93	94	90	87	84	80	102	75
3	Inlet	100	99	94	96	91	88	85	80	104	77
	Outlet	101	99	95	97	92	89	88	84	105	78
4	Inlet	93	95	91	95	91	90	85	76	101	76
	Outlet	93	96	91	93	91	90	84	77	101	76
5	Inlet	97	98	92	96	91	89	84	76	103	76
	Outlet	97	99	92	94	91	88	84	78	103	76
6	Inlet	100	100	95	96	91	88	85	79	105	77
	Outlet	101	101	96	97	92	89	87	83	106	78
7	Inlet	89	94	92	94	91	91	84	75	100	76
	Outlet	91	95	91	92	91	90	82	74	100	75
8	Inlet	99	98	93	95	92	91	85	76	104	77
	Outlet	97	99	93	93	92	90	84	77	103	76
9	Inlet	102	101	96	97	93	90	86	79	106	78
	Outlet	103	101	97	98	93	90	88	80	107	79

*Sound Pressure Level (SPL) is average spherical free-field re 20μPa, for comparative use only.
Power rating (watts, kW or BHP) does not include transmission losses.
The AMCA certified ratings seal applies to air performance only.



1250-550-9

960 r/min



Nominal Diameter

1250mm



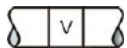
Hub Type

550



Number of Blades

9



BS ISO 5801:2017

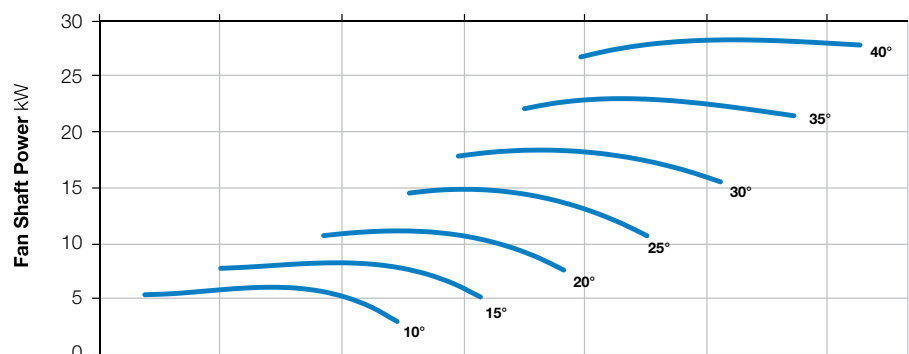
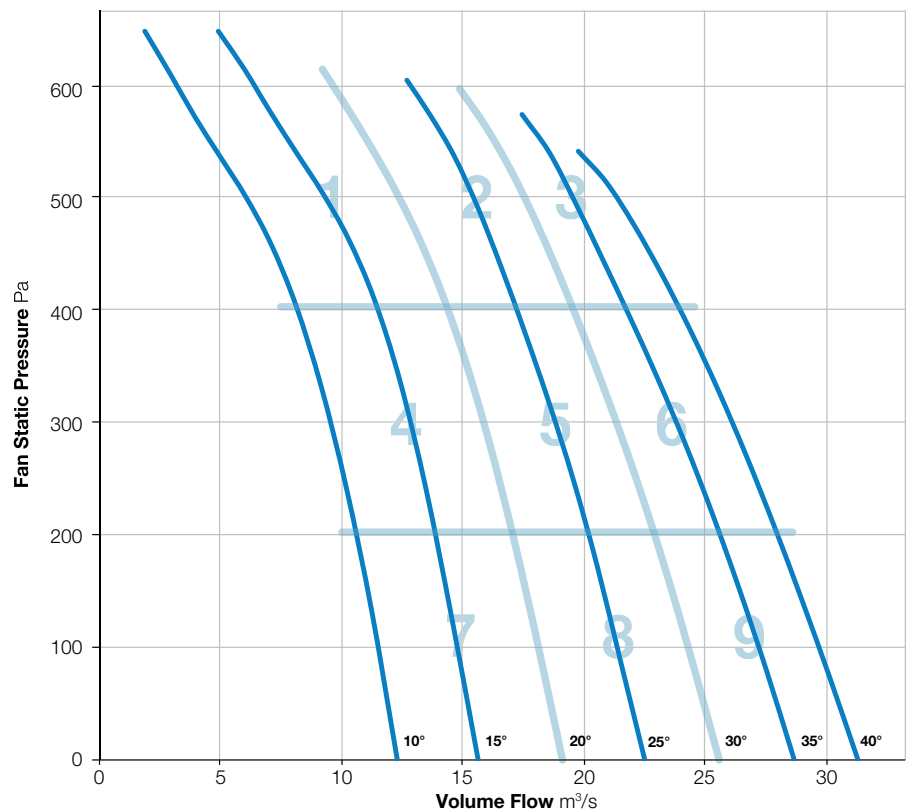
BS EN ISO 5136:2009

Type D installation

Form B



Elta Fans Limited certifies that the Axial Fans shown herein are licensed to bear the AMCA Seal. The ratings shown are based on tests and procedures performed in accordance with AMCA Publication 211 and comply with the requirements of the AMCA Certified Ratings Program. Performance certified is for Installation Type D: Ducted Inlet, Ducted Outlet. Performance ratings do not include the effects of appurtenances (accessories).



Zone		In-duct Sound Power Level (SWL) re 1pW									SPL dBA @ 3m*
		63Hz	125Hz	250Hz	500Hz	1kHz	2kHz	4kHz	8kHz	Total	
1	Inlet	95	95	95	98	95	92	86	76	103	79
	Outlet	96	95	95	97	94	91	85	77	103	78
2	Inlet	98	96	95	98	92	90	85	78	104	78
	Outlet	99	96	96	97	92	90	85	80	104	78
3	Inlet	98	98	98	98	93	89	86	80	105	78
	Outlet	99	100	99	98	94	91	88	83	106	79
4	Inlet	96	94	96	97	93	92	86	77	103	78
	Outlet	96	94	96	96	93	92	85	78	103	78
5	Inlet	100	96	96	98	93	91	85	78	104	78
	Outlet	100	96	97	97	93	91	85	79	104	78
6	Inlet	103	97	97	96	91	89	85	79	106	77
	Outlet	102	100	99	98	93	90	87	82	106	79
7	Inlet	96	92	94	95	93	93	84	75	102	78
	Outlet	96	93	95	94	93	92	84	75	102	77
8	Inlet	102	96	97	98	94	93	86	77	106	79
	Outlet	101	96	97	97	94	92	85	78	105	79
9	Inlet	104	98	99	98	94	90	87	79	107	79
	Outlet	103	99	100	99	95	91	88	80	107	80

*Sound Pressure Level (SPL) is average spherical free-field re 20μPa, for comparative use only.
Power rating (watts, kW or BHP) does not include transmission losses.
The AMCA certified ratings seal applies to air performance only.



1250-550-12

960 r/min



Nominal Diameter

1250mm



Hub Type

550



Number of Blades

12



BS ISO 5801:2017

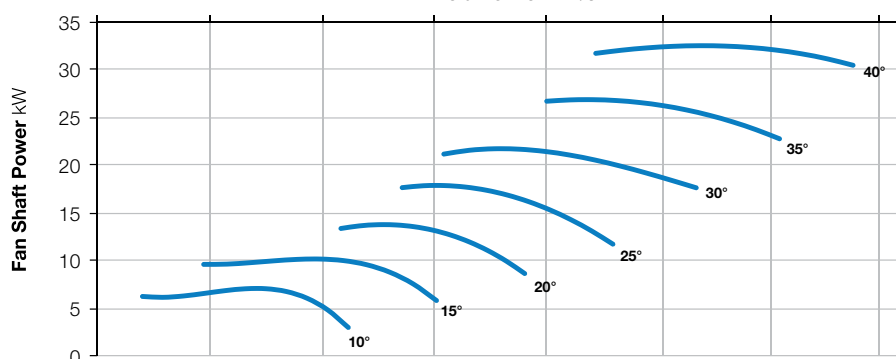
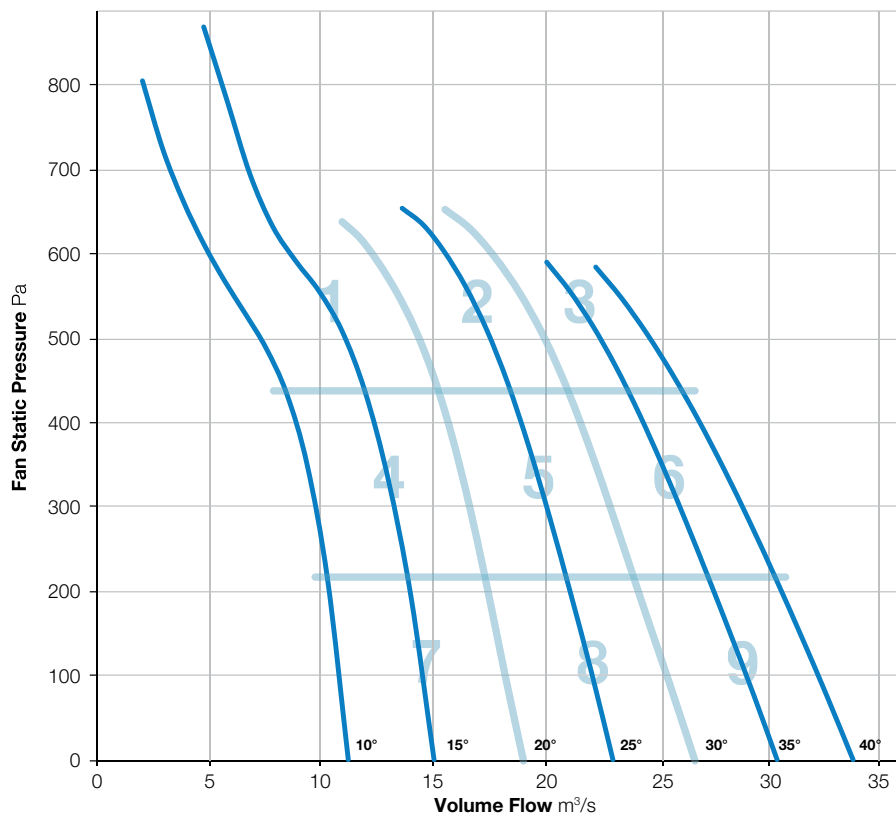
BS ISO 13347-2:2004

Type D installation

Form B



Elta Fans Limited certifies that the Axial Fans shown herein are licensed to bear the AMCA Seal. The ratings shown are based on tests and procedures performed in accordance with AMCA Publications 211 & 311 and comply with the requirements of the AMCA Certified Ratings Program. Performance certified is for Installation Type D: Ducted Inlet, Ducted Outlet. Performance ratings do not include the effects of appurtenances (accessories).



Zone		In-duct Sound Power Level (SWL) re 1pW									SPL dBA @ 3m*
		63Hz	125Hz	250Hz	500Hz	1kHz	2kHz	4kHz	8kHz	Total	
1	Inlet	93	107	102	99	93	87	82	82	109	80
	Outlet	96	105	100	99	93	88	84	83	108	79
2	Inlet	91	91	96	92	90	85	81	80	100	74
	Outlet	93	91	95	93	91	86	83	83	100	75
3	Inlet	93	94	97	94	90	87	83	85	101	76
	Outlet	95	92	96	94	92	88	86	87	102	77
4	Inlet	84	89	93	98	93	89	84	79	101	78
	Outlet	86	90	93	100	95	90	85	81	103	80
5	Inlet	92	93	96	92	90	85	81	78	100	74
	Outlet	94	92	95	92	91	86	83	81	100	75
6	Inlet	96	97	98	95	92	89	86	85	103	77
	Outlet	98	95	97	95	93	89	85	85	103	77
7	Inlet	87	90	94	94	91	87	86	80	99	76
	Outlet	88	90	93	92	90	86	85	81	98	74
8	Inlet	94	96	97	94	91	86	85	79	102	76
	Outlet	95	94	96	94	91	87	85	82	102	76
9	Inlet	95	96	96	94	91	88	85	84	102	76
	Outlet	97	95	97	95	93	89	85	85	103	77

*Sound Pressure Level (SPL) is average spherical free-field re 20μPa, for comparative use only. dBA levels are not licensed by AMCA International.

Power rating (watts, kW or BHP) does not include transmission losses.

The sound power level ratings shown are in decibels, referred to 10⁻¹² watts, calculated per AMCA Standard 301. Values shown are for inlet L_{wa} and outlet L_{wo} sound power levels for Installation Type D: ducted inlet, ducted outlet. Ratings include the effect of duct end correction.



1250-252-3

1440 r/min



Nominal Diameter

1250mm



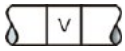
Hub Type

252



Number of Blades

3



BS ISO 5801:2017

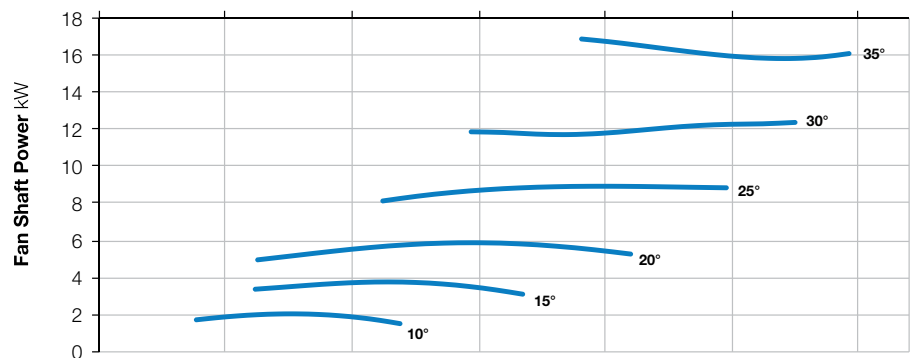
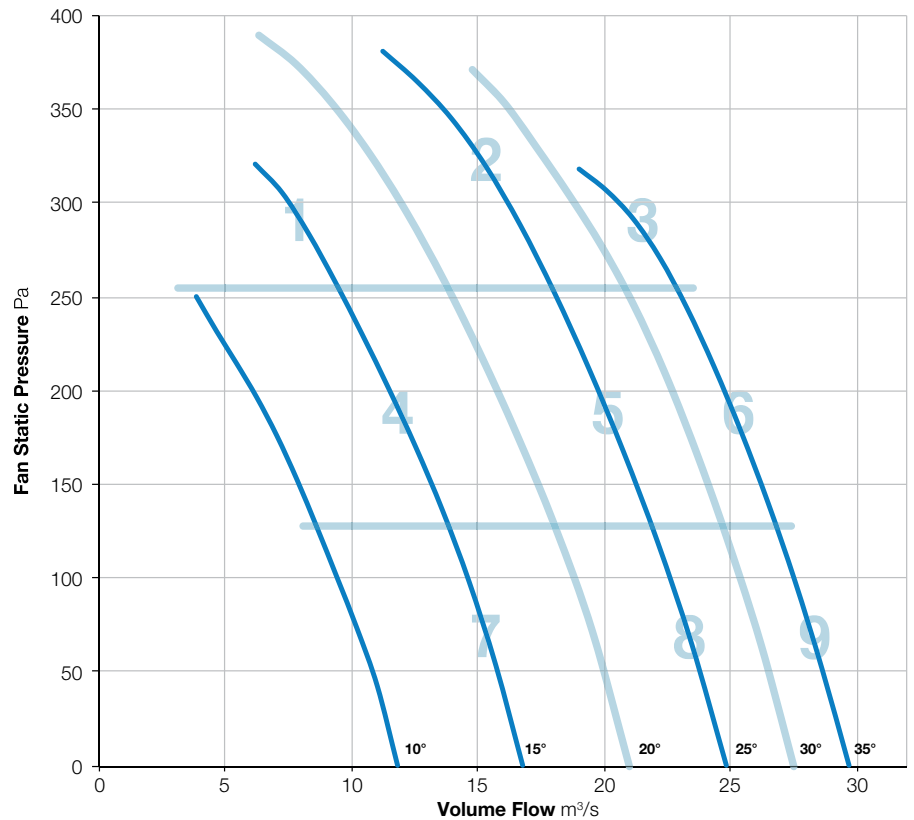
BS ISO 13347-2:2004

Type D installation

Form B



Elta Fans Limited certifies that the Axial Fans shown herein are licensed to bear the AMCA Seal. The ratings shown are based on tests and procedures performed in accordance with AMCA Publications 211 & 311 and comply with the requirements of the AMCA Certified Ratings Program. Performance certified is for Installation Type D: Ducted Inlet, Ducted Outlet. Performance ratings do not include the effects of appurtenances (accessories).



Zone		In-duct Sound Power Level (SWL) re 1pW									SPL dBA @ 3m*
		63Hz	125Hz	250Hz	500Hz	1kHz	2kHz	4kHz	8kHz	Total	
1	Inlet	92	92	100	104	102	95	90	86	108	85
	Outlet	90	91	97	105	103	95	92	89	108	86
2	Inlet	94	95	96	93	93	93	93	91	103	79
	Outlet	98	95	94	93	95	95	96	94	104	81
3	Inlet	99	100	102	100	99	97	95	95	108	84
	Outlet	102	101	104	102	102	99	97	96	110	86
4	Inlet	92	91	94	96	96	93	88	85	102	79
	Outlet	92	88	91	94	96	93	89	87	101	79
5	Inlet	96	96	96	94	93	90	91	89	103	78
	Outlet	98	95	94	93	94	92	93	91	103	79
6	Inlet	100	100	100	98	97	95	94	93	107	82
	Outlet	101	101	99	99	100	97	96	95	108	84
7	Inlet	95	94	94	92	90	87	83	84	101	75
	Outlet	95	93	93	92	91	88	84	85	100	75
8	Inlet	98	98	97	95	93	89	89	88	104	78
	Outlet	99	97	95	94	95	91	92	91	104	79
9	Inlet	102	102	101	97	96	96	95	90	108	82
	Outlet	103	103	102	98	98	98	99	95	109	85

*Sound Pressure Level (SPL) is average spherical free-field re 20µPa, for comparative use only. dBA levels are not licensed by AMCA International.

Power rating (watts, kW or BHP) does not include transmission losses.

The sound power level ratings shown are in decibels, referred to 10⁻¹² watts, calculated per AMCA Standard 301. Values shown are for inlet L_{wa} and outlet L_{wo} sound power levels for Installation Type D: ducted inlet, ducted outlet. Ratings include the effect of duct end correction.



1250-252-6

1440 r/min



Nominal Diameter

1250mm



Hub Type

252



Number of Blades

6



BS ISO 5801:2017

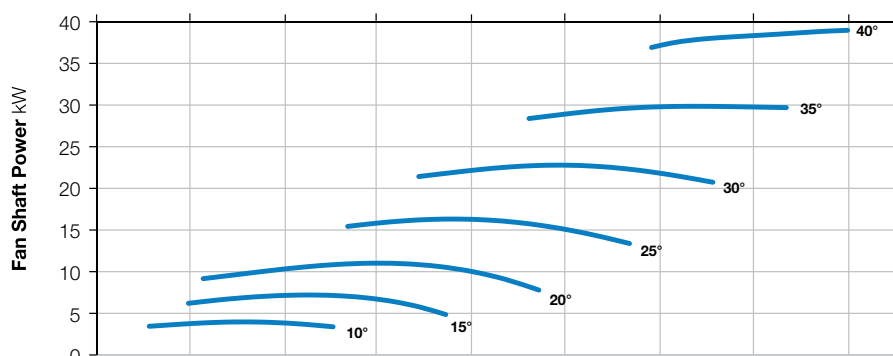
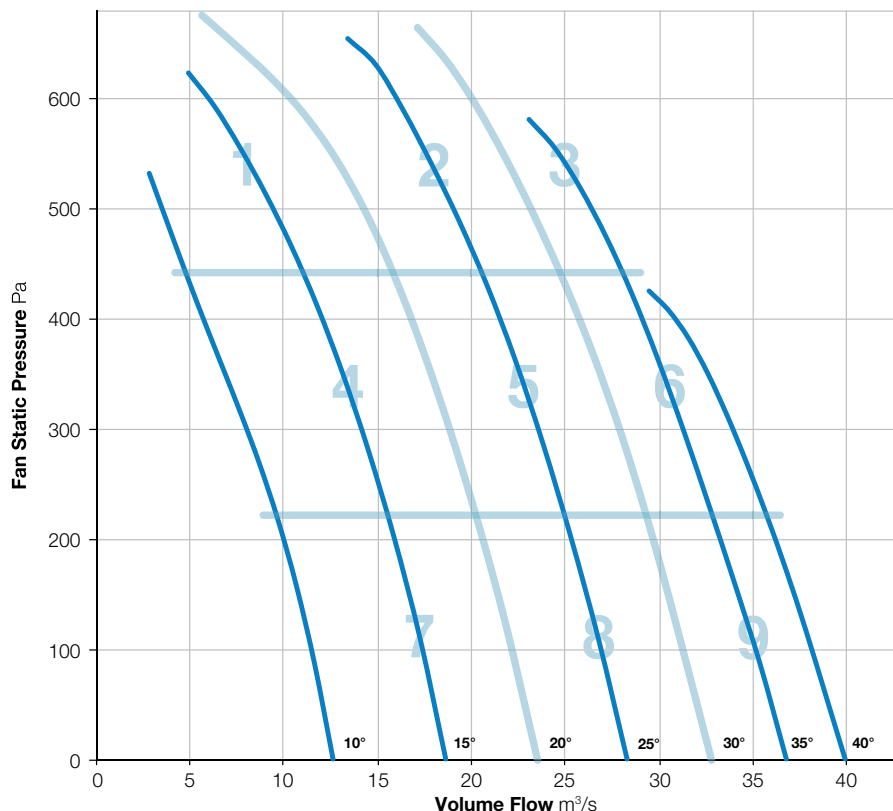
BS ISO 13347-2:2004

Type D installation

Form B



Elta Fans Limited certifies that the Axial Fans shown herein are licensed to bear the AMCA Seal. The ratings shown are based on tests and procedures performed in accordance with AMCA Publications 211 & 311 and comply with the requirements of the AMCA Certified Ratings Program. Performance certified is for Installation Type D: Ducted Inlet, Ducted Outlet. Performance ratings do not include the effects of appurtenances (accessories).



Zone		In-duct Sound Power Level (SWL) re 1pW									SPL dBA @ 3m*
		63Hz	125Hz	250Hz	500Hz	1kHz	2kHz	4kHz	8kHz	Total	
1	Inlet	91	94	103	108	104	98	93	90	111	88
	Outlet	95	95	102	107	104	98	94	92	110	88
2	Inlet	96	95	100	101	106	100	96	93	109	88
	Outlet	98	94	98	100	104	99	96	93	108	86
3	Inlet	101	104	105	104	105	102	99	95	112	89
	Outlet	103	104	105	105	105	103	101	97	112	89
4	Inlet	90	90	96	100	101	99	94	91	106	85
	Outlet	92	89	93	101	103	100	95	92	107	86
5	Inlet	95	97	99	97	97	94	92	90	105	81
	Outlet	98	96	98	97	96	93	91	90	105	80
6	Inlet	102	104	105	101	100	99	98	93	110	86
	Outlet	103	104	103	99	101	100	100	96	110	86
7	Inlet	93	96	98	94	94	92	89	92	103	79
	Outlet	95	93	95	94	94	93	91	91	103	79
8	Inlet	97	98	101	98	96	93	90	89	106	81
	Outlet	99	97	99	98	96	93	90	90	105	81
9	Inlet	103	104	107	101	100	97	96	92	111	85
	Outlet	104	105	106	101	101	99	99	95	111	86

*Sound Pressure Level (SPL) is average spherical free-field re 20μPa, for comparative use only. dBA levels are not licensed by AMCA International.

Power rating (watts, kW or BHP) does not include transmission losses.

The sound power level ratings shown are in decibels, referred to 10⁻¹² watts, calculated per AMCA Standard 301. Values shown are for inlet L_{wa} and outlet L_{wo} sound power levels for Installation Type D: ducted inlet, ducted outlet. Ratings include the effect of duct end correction.



1250-252-9

1440 r/min



Nominal Diameter

1250mm



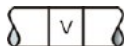
Hub Type

252



Number of Blades

9



BS ISO 5801:2017

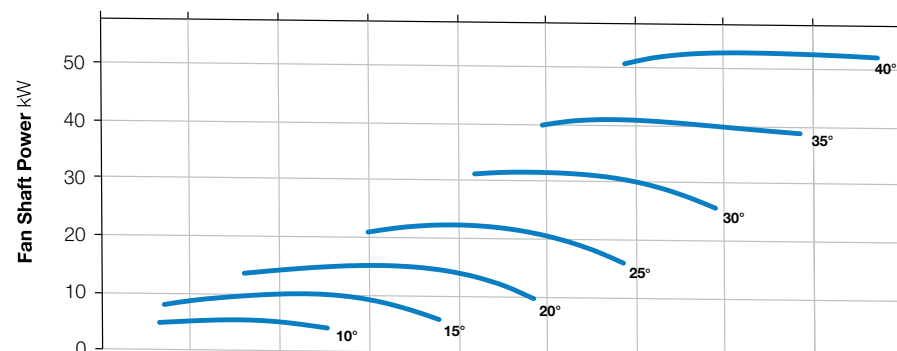
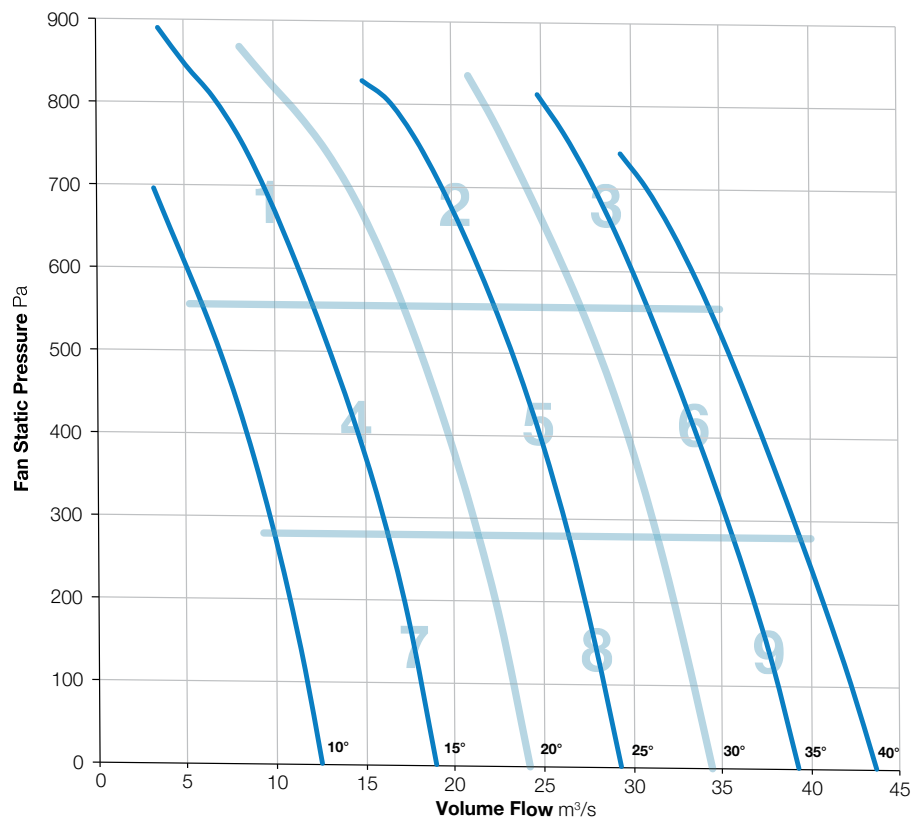
BS ISO 13347-2:2004

Type D installation

Form B



Elta Fans Limited certifies that the Axial Fans shown herein are licensed to bear the AMCA Seal. The ratings shown are based on tests and procedures performed in accordance with AMCA Publications 211 & 311 and comply with the requirements of the AMCA Certified Ratings Program. Performance certified is for Installation Type D: Ducted Inlet, Ducted Outlet. Performance ratings do not include the effects of appurtenances (accessories).



Zone		In-duct Sound Power Level (SWL) re 1pW									SPL dBA @ 3m*
		63Hz	125Hz	250Hz	500Hz	1kHz	2kHz	4kHz	8kHz	Total	
1	Inlet	86	97	108	108	105	99	95	91	112	89
	Outlet	89	97	107	107	104	99	95	93	112	88
2	Inlet	91	90	103	108	109	103	98	94	113	91
	Outlet	92	90	99	108	111	104	99	96	114	93
3	Inlet	95	100	104	101	100	99	98	93	109	85
	Outlet	96	99	103	98	101	100	100	97	109	86
4	Inlet	85	86	100	103	106	103	97	93	110	89
	Outlet	87	86	95	104	107	103	97	93	110	89
5	Inlet	95	94	102	99	99	95	93	91	106	83
	Outlet	95	92	99	98	100	96	94	93	106	83
6	Inlet	100	101	106	102	101	98	96	92	110	86
	Outlet	100	101	105	100	102	99	99	95	110	86
7	Inlet	87	91	99	96	97	95	92	93	104	81
	Outlet	88	85	97	96	98	98	96	94	105	83
8	Inlet	95	96	103	99	99	95	92	90	107	83
	Outlet	95	93	100	99	99	96	93	92	106	83
9	Inlet	101	102	108	102	99	97	95	91	111	85
	Outlet	102	104	107	102	102	99	98	94	111	87

*Sound Pressure Level (SPL) is average spherical free-field re 20μPa, for comparative use only. dBA levels are not licensed by AMCA International.

Power rating (watts, kW or BHP) does not include transmission losses.

The sound power level ratings shown are in decibels, referred to 10⁻¹² watts, calculated per AMCA Standard 301. Values shown are for inlet L_{wa} and outlet L_{wo} sound power levels for Installation Type D: ducted inlet, ducted outlet. Ratings include the effect of duct end correction.



1250-352-3

1440 r/min



Nominal Diameter

1250mm



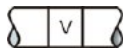
Hub Type

352



Number of Blades

3



BS ISO 5801:2017

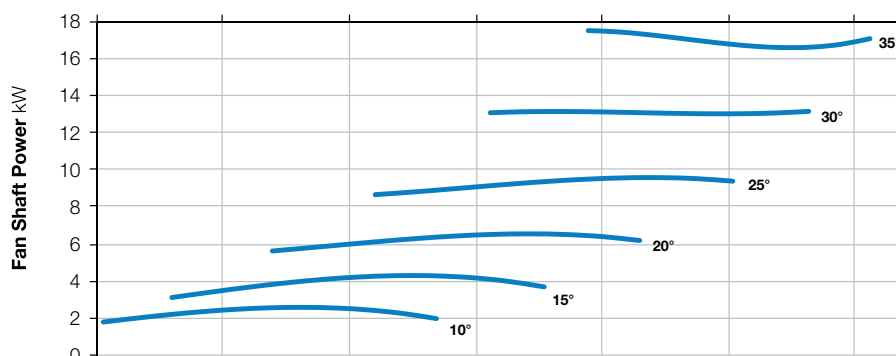
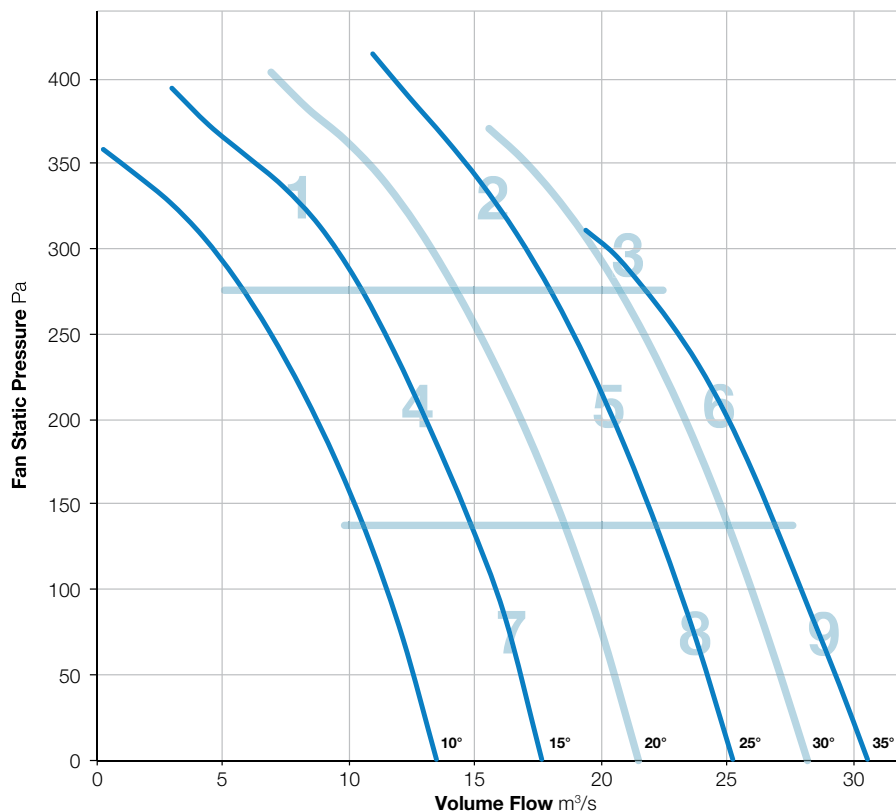
BS EN ISO 5136:2009

Type D installation

Form B



Elta Fans Limited certifies that the Axial Fans shown herein are licensed to bear the AMCA Seal. The ratings shown are based on tests and procedures performed in accordance with AMCA Publication 211 and comply with the requirements of the AMCA Certified Ratings Program. Performance certified is for Installation Type D: Ducted Inlet, Ducted Outlet. Performance ratings do not include the effects of appurtenances (accessories).



Zone		In-duct Sound Power Level (SWL) re 1pW									SPL dBA @ 3m*
		63Hz	125Hz	250Hz	500Hz	1kHz	2kHz	4kHz	8kHz	Total	
1	Inlet	102	93	95	102	103	98	91	85	108	85
	Outlet	102	94	92	101	102	96	90	85	107	84
2	Inlet	105	98	96	96	93	92	89	85	107	78
	Outlet	105	98	95	94	91	90	88	87	107	77
3	Inlet	107	100	98	98	95	94	91	87	109	80
	Outlet	107	100	97	96	93	92	90	89	109	79
4	Inlet	99	91	93	94	92	90	88	82	102	77
	Outlet	100	94	91	93	91	90	88	84	103	76
5	Inlet	105	96	96	95	92	90	88	83	107	77
	Outlet	103	98	94	93	90	88	87	85	105	76
6	Inlet	108	99	99	100	96	95	92	89	110	82
	Outlet	106	102	100	99	95	94	92	89	109	81
7	Inlet	102	93	93	95	89	90	86	82	104	76
	Outlet	103	95	93	92	91	88	86	84	105	75
8	Inlet	105	96	97	97	92	90	88	83	107	78
	Outlet	104	99	95	94	90	88	87	84	106	76
9	Inlet	108	98	97	98	95	95	91	88	109	81
	Outlet	106	101	97	97	94	93	91	90	108	80

*Sound Pressure Level (SPL) is average spherical free-field re 20μPa, for comparative use only.
Power rating (watts, kW or BHP) does not include transmission losses.
The AMCA certified ratings seal applies to air performance only.



1250-352-6

1440 r/min



Nominal Diameter

1250mm



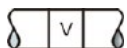
Hub Type

352



Number of Blades

6



BS ISO 5801:2017

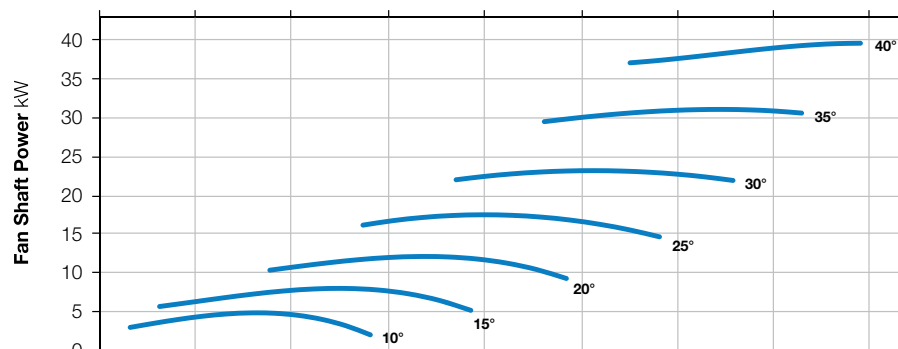
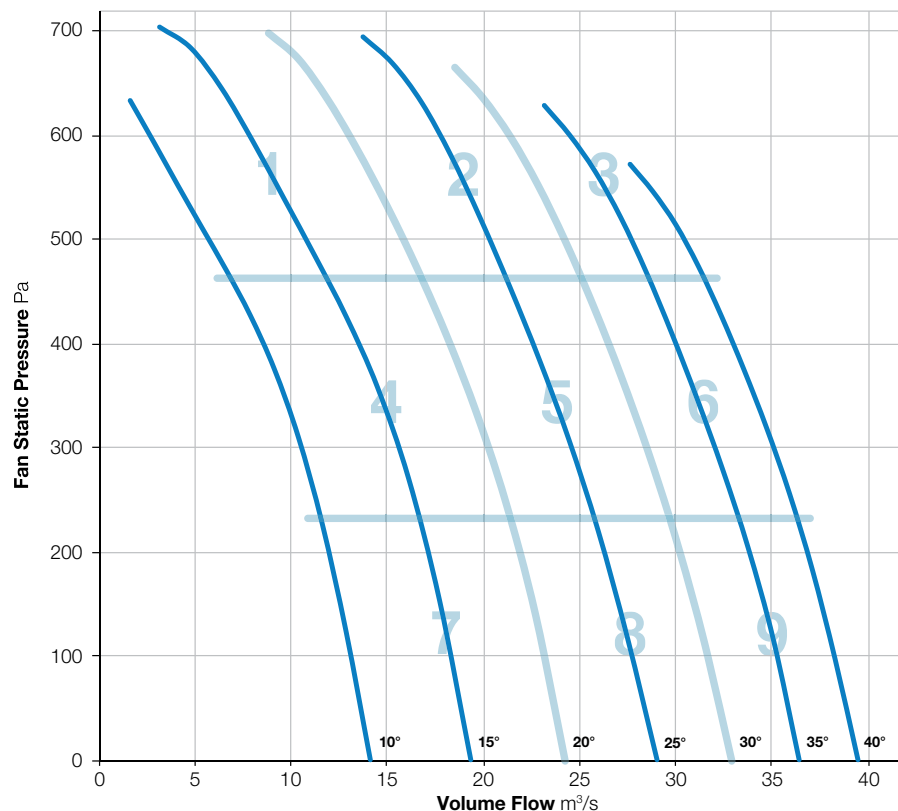
BS ISO 13347-2:2004

Type D installation

Form B



Elta Fans Limited certifies that the Axial Fans shown herein are licensed to bear the AMCA Seal. The ratings shown are based on tests and procedures performed in accordance with AMCA Publications 211 & 311 and comply with the requirements of the AMCA Certified Ratings Program. Performance certified is for Installation Type D: Ducted Inlet, Ducted Outlet. Performance ratings do not include the effects of appurtenances (accessories).



Zone		In-duct Sound Power Level (SWL) re 1pW									SPL dBA @ 3m*
		63Hz	125Hz	250Hz	500Hz	1kHz	2kHz	4kHz	8kHz	Total	
1	Inlet	86	94	104	110	107	99	94	91	113	90
	Outlet	90	94	104	110	106	99	95	93	113	90
2	Inlet	90	97	99	104	105	100	96	93	109	88
	Outlet	93	96	96	99	103	98	96	95	107	85
3	Inlet	96	102	103	102	102	99	97	96	109	86
	Outlet	98	101	101	102	102	100	99	98	109	87
4	Inlet	89	94	93	100	100	98	93	89	105	84
	Outlet	87	93	92	99	103	100	95	91	107	86
5	Inlet	92	99	99	99	100	96	93	90	106	83
	Outlet	94	97	96	97	99	94	93	91	105	82
6	Inlet	95	102	101	100	100	98	97	95	108	85
	Outlet	98	101	100	100	101	99	99	98	109	86
7	Inlet	89	97	96	97	95	91	88	89	103	79
	Outlet	89	96	94	95	96	92	88	89	102	79
8	Inlet	93	99	99	99	100	95	92	89	106	83
	Outlet	95	98	97	98	99	93	92	91	105	82
9	Inlet	98	103	107	99	100	96	94	90	110	84
	Outlet	98	106	104	98	101	97	97	94	110	85

*Sound Pressure Level (SPL) is average spherical free-field re 20μPa, for comparative use only. dBA levels are not licensed by AMCA International.

Power rating (watts, kW or BHP) does not include transmission losses.

The sound power level ratings shown are in decibels, referred to 10⁻¹² watts, calculated per AMCA Standard 301. Values shown are for inlet L_{wn} and outlet L_{wo} sound power levels for Installation Type D: ducted inlet, ducted outlet. Ratings include the effect of duct end correction.



1250-352-9

1440 r/min



Nominal Diameter

1250mm



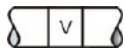
Hub Type

352



Number of Blades

9



BS ISO 5801:2017

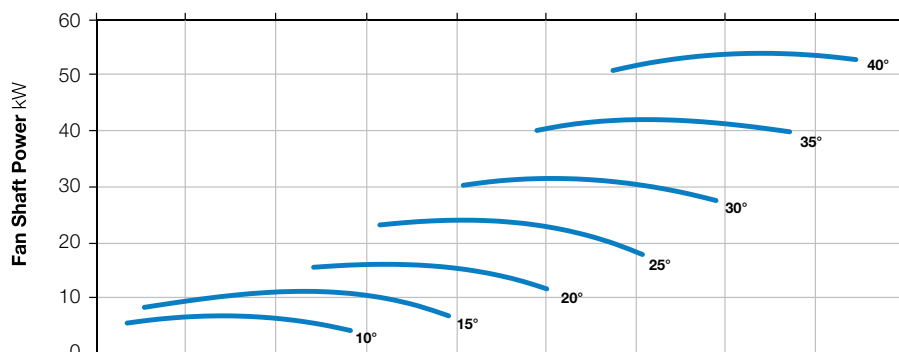
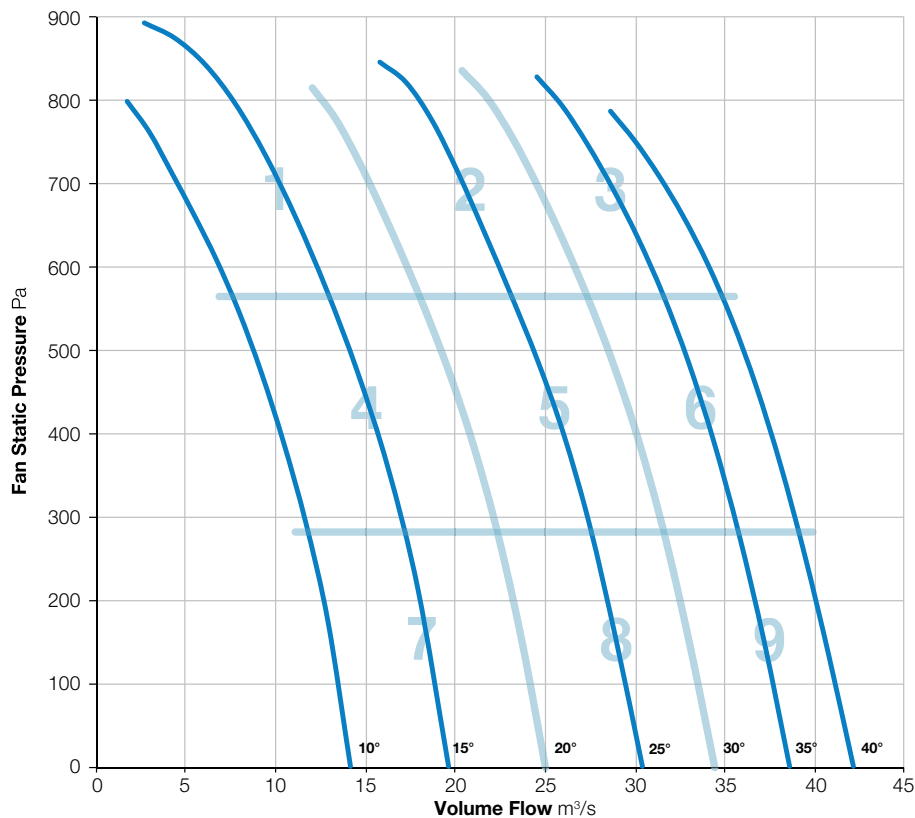
BS EN ISO 5136:2009

Type D installation

Form B



Elta Fans Limited certifies that the Axial Fans shown herein are licensed to bear the AMCA Seal. The ratings shown are based on tests and procedures performed in accordance with AMCA Publication 211 and comply with the requirements of the AMCA Certified Ratings Program. Performance certified is for Installation Type D: Ducted Inlet, Ducted Outlet. Performance ratings do not include the effects of appurtenances (accessories).



Zone		In-duct Sound Power Level (SWL) re 1pW									SPL dBA @ 3m*
		63Hz	125Hz	250Hz	500Hz	1kHz	2kHz	4kHz	8kHz	Total	
1	Inlet	101	94	96	104	105	102	96	89	110	88
	Outlet	98	91	97	102	102	99	96	92	108	86
2	Inlet	102	96	98	101	99	99	95	89	108	84
	Outlet	104	99	98	100	100	99	96	90	109	85
3	Inlet	107	101	103	103	103	101	96	92	111	87
	Outlet	108	102	102	101	101	100	97	93	111	86
4	Inlet	101	93	95	102	101	103	99	92	109	87
	Outlet	101	95	94	100	101	102	98	91	108	86
5	Inlet	104	97	100	101	96	96	94	89	108	83
	Outlet	103	100	99	99	96	96	93	89	108	82
6	Inlet	105	100	102	100	100	98	93	89	109	84
	Outlet	106	102	101	99	99	97	94	91	110	83
7	Inlet	102	98	98	98	95	95	94	91	107	81
	Outlet	102	97	96	96	94	96	92	93	106	81
8	Inlet	104	97	100	99	96	96	94	91	108	82
	Outlet	104	100	99	98	94	95	93	89	108	81
9	Inlet	108	100	110	99	102	97	93	84	113	86
	Outlet	108	100	105	98	100	97	92	87	111	84

*Sound Pressure Level (SPL) is average spherical free-field re 20μPa, for comparative use only.
Power rating (watts, kW or BHP) does not include transmission losses.
The AMCA certified ratings seal applies to air performance only.



1250-352-12

1440 r/min



Nominal Diameter

1250mm



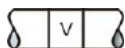
Hub Type

352



Number of Blades

12



BS ISO 5801:2017

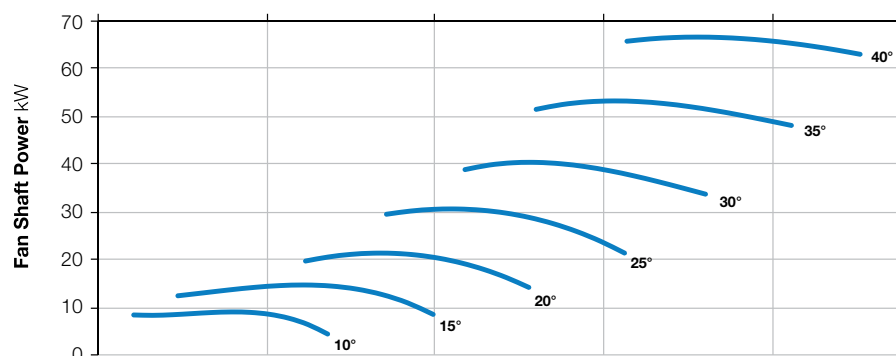
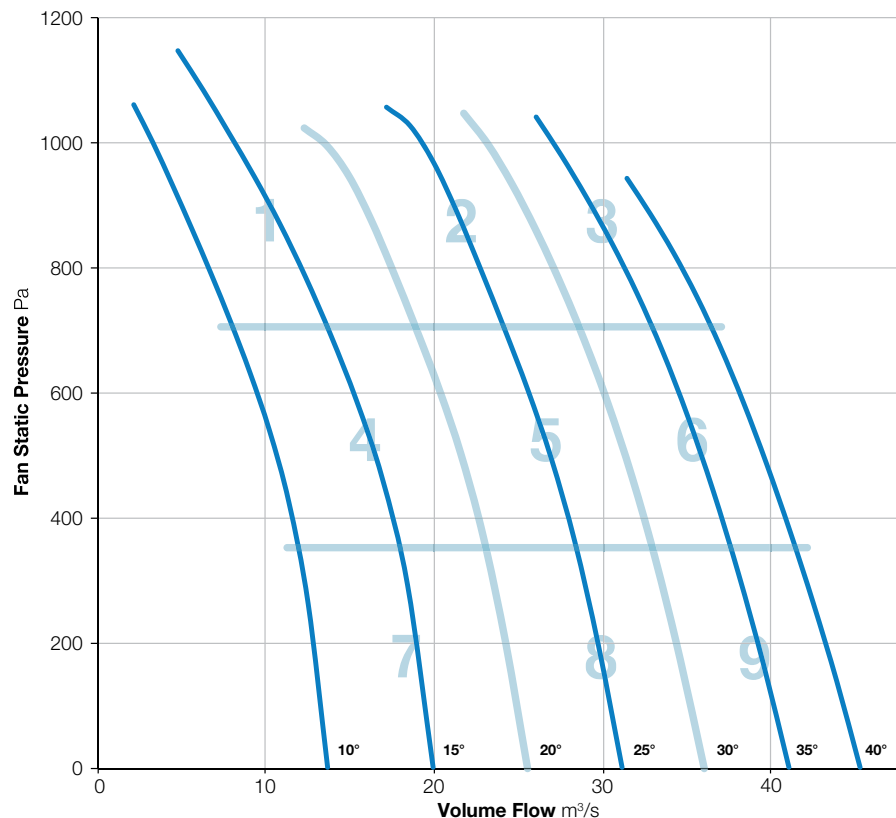
BS ISO 13347-2:2004

Type D installation

Form B



Elta Fans Limited certifies that the Axial Fans shown herein are licensed to bear the AMCA Seal. The ratings shown are based on tests and procedures performed in accordance with AMCA Publications 211 & 311 and comply with the requirements of the AMCA Certified Ratings Program. Performance certified is for Installation Type D: Ducted Inlet, Ducted Outlet. Performance ratings do not include the effects of appurtenances (accessories).



Zone		In-duct Sound Power Level (SWL) re 1pW									SPL dBA @ 3m*
		63Hz	125Hz	250Hz	500Hz	1kHz	2kHz	4kHz	8kHz	Total	
1	Inlet	90	91	105	110	108	102	96	92	113	91
	Outlet	93	92	104	108	107	102	96	93	112	90
2	Inlet	94	93	102	112	111	105	99	95	115	94
	Outlet	96	93	100	110	110	105	101	97	114	93
3	Inlet	100	100	104	103	104	101	97	95	110	87
	Outlet	100	98	103	101	103	100	99	98	110	87
4	Inlet	88	85	98	102	107	104	99	94	110	90
	Outlet	90	86	95	101	108	105	99	94	111	90
5	Inlet	96	96	102	101	101	98	95	92	108	85
	Outlet	98	93	100	100	102	99	96	95	108	85
6	Inlet	102	102	109	102	103	99	96	92	112	87
	Outlet	102	104	107	102	103	102	101	98	112	88
7	Inlet	90	90	99	98	100	99	95	95	106	84
	Outlet	92	87	97	98	100	98	96	94	106	84
8	Inlet	98	99	106	99	98	96	94	94	109	84
	Outlet	99	100	103	100	100	97	95	95	108	84
9	Inlet	103	105	110	104	102	99	96	93	113	87
	Outlet	102	105	104	104	104	102	100	97	112	88

*Sound Pressure Level (SPL) is average spherical free-field re 20μPa, for comparative use only. dBA levels are not licensed by AMCA International.

Power rating (watts, kW or BHP) does not include transmission losses.

The sound power level ratings shown are in decibels, referred to 10⁻¹² watts, calculated per AMCA Standard 301. Values shown are for inlet L_{wa} and outlet L_{wo} sound power levels for Installation Type D: ducted inlet, ducted outlet. Ratings include the effect of duct end correction.



1250-400-3

1440 r/min



Nominal Diameter

1250mm



Hub Type

400



Number of Blades

3



BS ISO 5801:2017

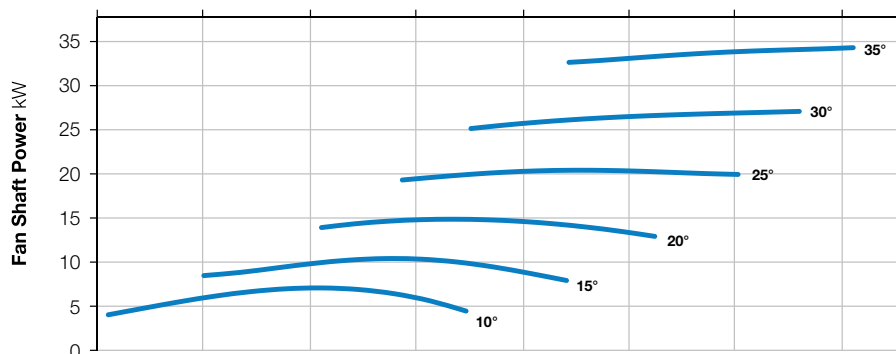
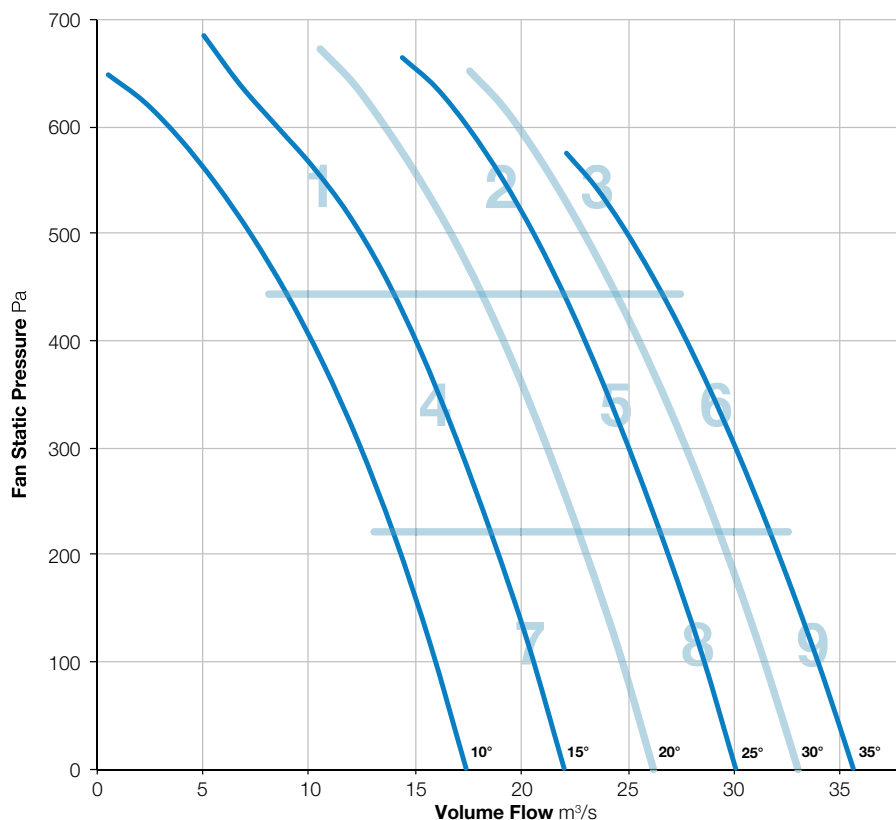
BS EN ISO 5136:2009

Type D installation

Form B



Elta Fans Limited certifies that the Axial Fans shown herein are licensed to bear the AMCA Seal. The ratings shown are based on tests and procedures performed in accordance with AMCA Publication 211 and comply with the requirements of the AMCA Certified Ratings Program. Performance certified is for Installation Type D: Ducted Inlet, Ducted Outlet. Performance ratings do not include the effects of appurtenances (accessories).



Zone		In-duct Sound Power Level (SWL) re 1pW									SPL dBA @ 3m*
		63Hz	125Hz	250Hz	500Hz	1kHz	2kHz	4kHz	8kHz	Total	
1	Inlet	104	100	102	104	102	97	92	86	110	85
	Outlet	107	100	101	104	101	96	92	87	111	85
2	Inlet	109	102	99	100	99	95	92	89	111	83
	Outlet	108	102	100	98	98	94	92	90	110	82
3	Inlet	112	105	101	102	100	97	94	93	114	84
	Outlet	111	106	103	102	102	97	96	95	114	86
4	Inlet	104	97	95	97	96	94	91	85	107	80
	Outlet	106	98	95	96	95	93	90	86	108	79
5	Inlet	108	101	99	101	100	95	92	87	110	83
	Outlet	107	100	99	99	98	95	92	89	109	82
6	Inlet	110	104	101	103	101	97	94	91	113	85
	Outlet	110	104	102	103	102	98	96	94	113	86
7	Inlet	105	97	96	97	97	94	92	86	107	81
	Outlet	106	97	96	96	96	94	91	86	108	80
8	Inlet	109	102	100	101	99	96	92	87	111	83
	Outlet	108	102	100	99	98	95	92	88	110	82
9	Inlet	112	105	101	103	102	97	94	91	114	85
	Outlet	111	105	102	103	102	98	95	94	113	86

*Sound Pressure Level (SPL) is average spherical free-field re 20μPa, for comparative use only.
Power rating (watts, kW or BHP) does not include transmission losses.
The AMCA certified ratings seal applies to air performance only.



1250-400-6

1440 r/min



Nominal Diameter

1250mm



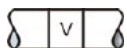
Hub Type

400



Number of Blades

6



BS ISO 5801:2017

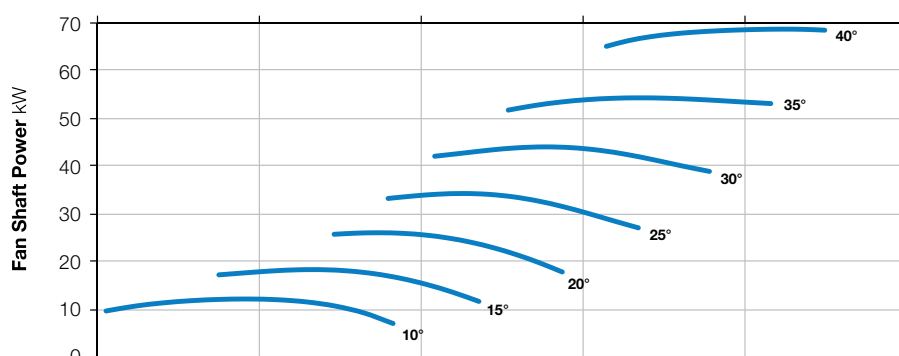
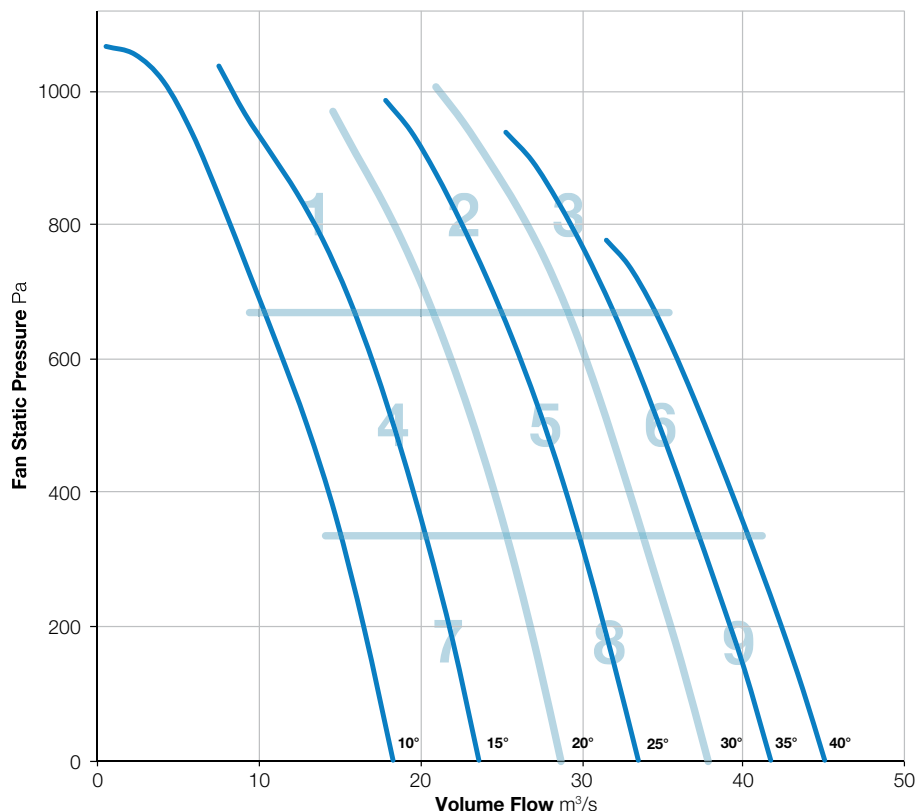
BS EN ISO 5136:2009

Type D installation

Form B



Elta Fans Limited certifies that the Axial Fans shown herein are licensed to bear the AMCA Seal. The ratings shown are based on tests and procedures performed in accordance with AMCA Publication 211 and comply with the requirements of the AMCA Certified Ratings Program. Performance certified is for Installation Type D: Ducted Inlet, Ducted Outlet. Performance ratings do not include the effects of appurtenances (accessories).



Zone		In-duct Sound Power Level (SWL) re 1pW									SPL dBA @ 3m*
		63Hz	125Hz	250Hz	500Hz	1kHz	2kHz	4kHz	8kHz	Total	
1	Inlet	103	101	105	107	105	101	96	89	112	89
	Outlet	105	101	105	106	104	101	96	89	112	88
2	Inlet	107	103	103	101	101	97	94	89	111	85
	Outlet	107	102	103	100	101	96	94	90	111	84
3	Inlet	109	104	104	105	103	100	96	92	113	87
	Outlet	111	104	105	105	104	101	98	95	114	88
4	Inlet	103	98	101	100	101	98	95	89	109	85
	Outlet	105	99	101	100	100	97	94	88	109	84
5	Inlet	106	102	103	101	101	98	94	89	110	85
	Outlet	107	103	103	101	101	97	94	89	111	85
6	Inlet	110	104	104	103	102	98	95	91	113	86
	Outlet	110	105	105	104	102	99	96	94	113	87
7	Inlet	104	100	102	101	101	98	96	89	109	85
	Outlet	103	99	101	100	100	97	95	88	108	84
8	Inlet	107	103	103	102	102	98	95	90	111	85
	Outlet	108	103	104	101	101	98	94	90	112	85
9	Inlet	102	104	102	105	103	99	95	90	111	87
	Outlet	104	106	103	104	103	100	97	94	112	87

*Sound Pressure Level (SPL) is average spherical free-field re 20μPa, for comparative use only.
Power rating (watts, kW or BHP) does not include transmission losses.
The AMCA certified ratings seal applies to air performance only.



1250-400-9

1440 r/min



Nominal Diameter

1250mm



Hub Type

400



Number of Blades

9



BS ISO 5801:2017

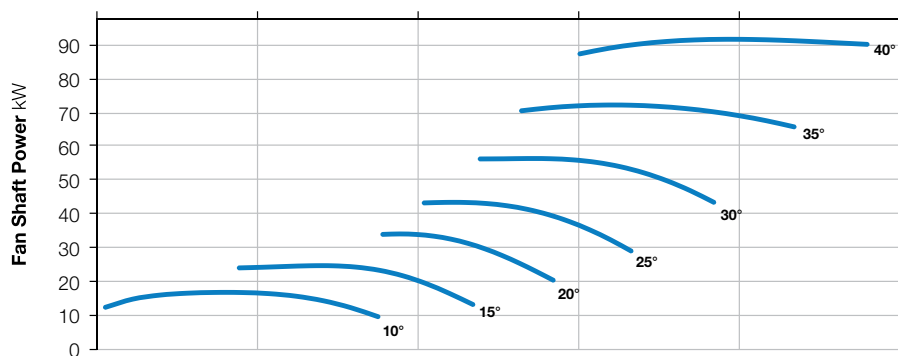
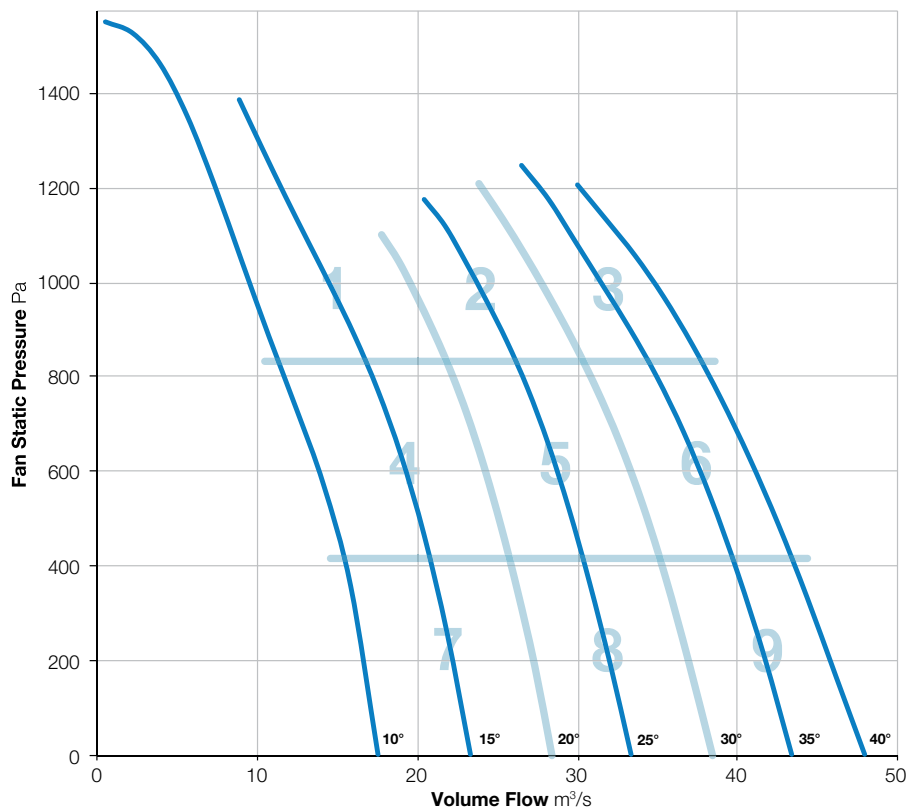
BS EN ISO 5136:2009

Type D installation

Form B



Elta Fans Limited certifies that the Axial Fans shown herein are licensed to bear the AMCA Seal. The ratings shown are based on tests and procedures performed in accordance with AMCA Publication 211 and comply with the requirements of the AMCA Certified Ratings Program. Performance certified is for Installation Type D: Ducted Inlet, Ducted Outlet. Performance ratings do not include the effects of appurtenances (accessories).



Zone		In-duct Sound Power Level (SWL) re 1pW									SPL dBA @ 3m*
		63Hz	125Hz	250Hz	500Hz	1kHz	2kHz	4kHz	8kHz	Total	
1	Inlet	99	100	105	109	107	102	96	89	113	90
	Outlet	100	101	105	108	106	102	96	89	112	90
2	Inlet	102	98	104	104	102	98	95	89	110	86
	Outlet	103	100	105	102	101	98	95	91	110	85
3	Inlet	105	100	104	102	100	97	94	90	110	84
	Outlet	107	102	106	103	100	99	96	93	112	86
4	Inlet	96	94	101	101	101	99	96	90	108	85
	Outlet	97	94	102	100	100	98	95	90	107	84
5	Inlet	101	98	103	102	101	98	94	89	109	85
	Outlet	103	98	104	101	100	98	94	89	109	84
6	Inlet	106	101	104	102	100	98	94	89	111	85
	Outlet	108	103	107	103	101	99	96	92	113	86
7	Inlet	98	96	101	102	101	99	97	90	108	85
	Outlet	96	95	103	101	100	98	96	90	108	85
8	Inlet	104	102	106	103	102	100	97	90	111	87
	Outlet	103	101	107	103	101	100	96	90	111	86
9	Inlet	106	101	105	105	102	101	98	94	112	87
	Outlet	109	104	106	104	103	102	99	97	113	88

*Sound Pressure Level (SPL) is average spherical free-field re 20μPa, for comparative use only.
Power rating (watts, kW or BHP) does not include transmission losses.
The AMCA certified ratings seal applies to air performance only.



1250-550-3

1440 r/min



Nominal Diameter

1250mm



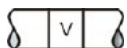
Hub Type

550



Number of Blades

3



BS ISO 5801:2017

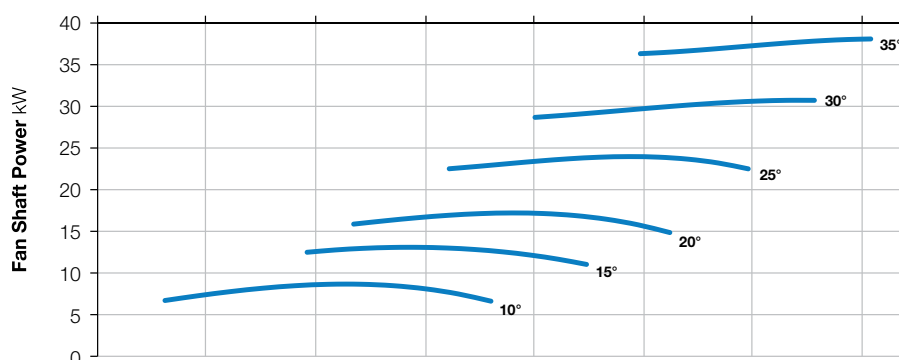
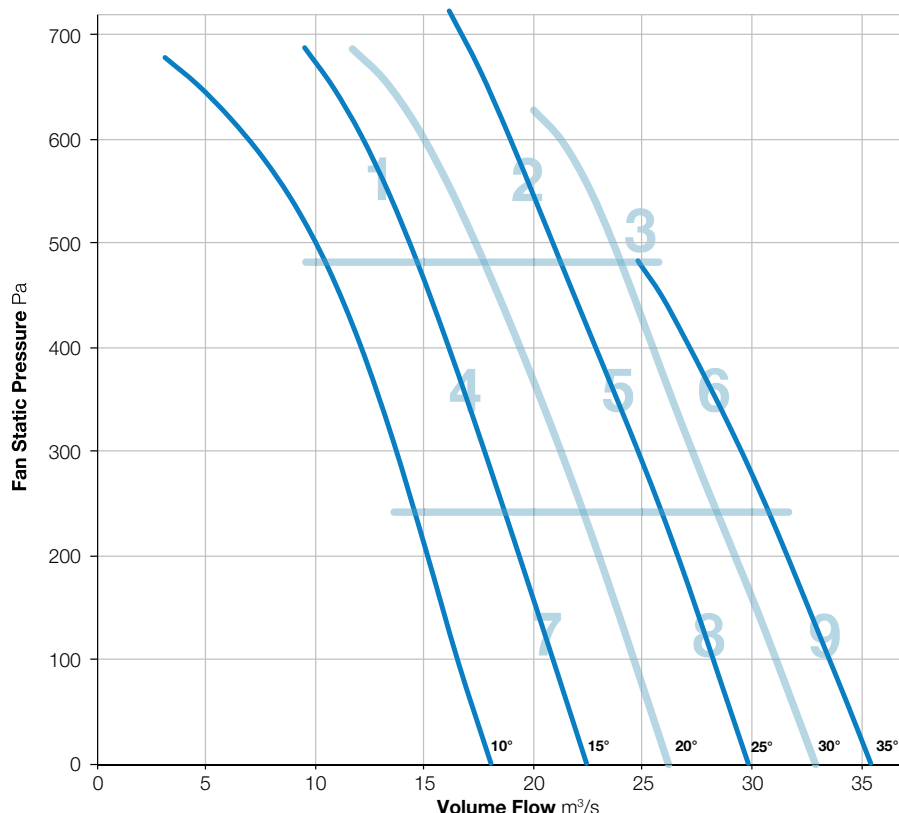
BS EN ISO 5136:2009

Type D installation

Form B



Elta Fans Limited certifies that the Axial Fans shown herein are licensed to bear the AMCA Seal. The ratings shown are based on tests and procedures performed in accordance with AMCA Publication 211 and comply with the requirements of the AMCA Certified Ratings Program. Performance certified is for Installation Type D: Ducted Inlet, Ducted Outlet. Performance ratings do not include the effects of appurtenances (accessories).



Zone		In-duct Sound Power Level (SWL) re 1pW									SPL dBA @ 3m*
		63Hz	125Hz	250Hz	500Hz	1kHz	2kHz	4kHz	8kHz	Total	
1	Inlet	104	97	96	98	97	95	91	84	107	81
	Outlet	108	98	96	96	96	95	90	84	109	80
2	Inlet	109	102	98	99	98	94	91	87	111	82
	Outlet	109	102	98	98	97	94	90	88	111	81
3	Inlet	112	105	102	102	101	97	94	91	114	85
	Outlet	111	106	103	102	102	98	95	93	114	86
4	Inlet	105	99	97	98	97	95	92	87	108	81
	Outlet	107	99	97	97	96	94	91	86	109	80
5	Inlet	108	101	98	99	98	94	91	87	110	82
	Outlet	108	102	98	97	97	94	90	86	110	81
6	Inlet	110	104	100	101	100	96	93	90	112	84
	Outlet	111	105	101	101	100	97	94	93	113	84
7	Inlet	104	97	96	98	97	95	91	84	107	81
	Outlet	108	98	96	96	96	95	90	84	109	80
8	Inlet	107	103	99	101	99	97	94	91	110	84
	Outlet	108	102	100	100	99	97	94	91	111	83
9	Inlet	113	106	104	104	102	99	95	93	115	86
	Outlet	113	107	104	103	101	98	96	94	115	86

*Sound Pressure Level (SPL) is average spherical free-field re 20μPa, for comparative use only.
Power rating (watts, kW or BHP) does not include transmission losses.
The AMCA certified ratings seal applies to air performance only.



1250-550-6

1440 r/min



Nominal Diameter

1250mm



Hub Type

550



Number of Blades

6



BS ISO 5801:2017

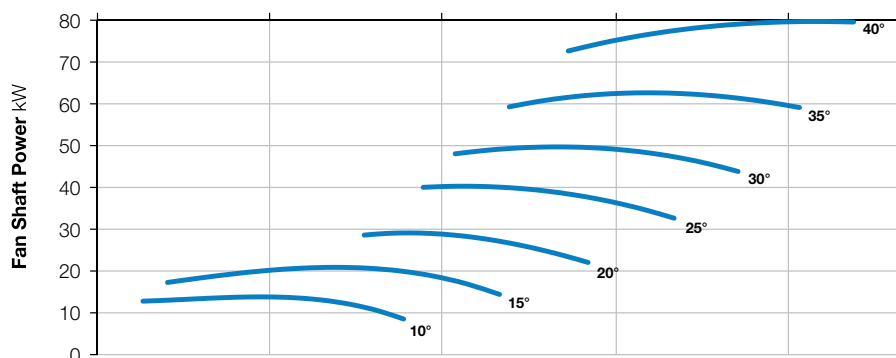
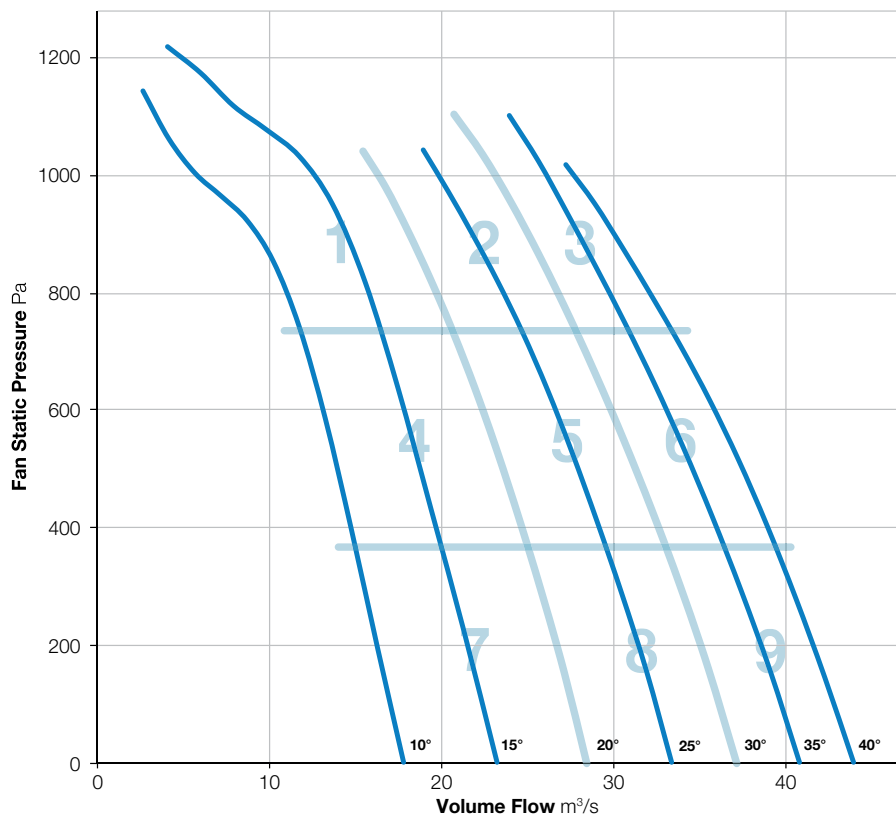
BS EN ISO 5136:2009

Type D installation

Form B



Elta Fans Limited certifies that the Axial Fans shown herein are licensed to bear the AMCA Seal. The ratings shown are based on tests and procedures performed in accordance with AMCA Publication 211 and comply with the requirements of the AMCA Certified Ratings Program. Performance certified is for Installation Type D: Ducted Inlet, Ducted Outlet. Performance ratings do not include the effects of appurtenances (accessories).



Zone		In-duct Sound Power Level (SWL) re 1pW									SPL dBA @ 3m*
		63Hz	125Hz	250Hz	500Hz	1kHz	2kHz	4kHz	8kHz	Total	
1	Inlet	94	101	99	104	103	99	94	87	109	86
	Outlet	96	101	98	102	103	99	94	87	108	86
2	Inlet	102	105	100	101	100	96	92	87	109	84
	Outlet	103	105	100	100	99	95	92	89	109	83
3	Inlet	105	106	102	102	101	97	93	90	111	85
	Outlet	106	108	103	102	102	98	95	93	112	86
4	Inlet	96	102	98	99	99	97	94	88	107	83
	Outlet	97	101	98	98	99	97	93	88	107	83
5	Inlet	101	104	99	99	99	95	92	87	108	82
	Outlet	101	104	98	98	99	95	91	87	108	82
6	Inlet	106	107	103	103	102	97	94	89	112	85
	Outlet	107	109	103	103	103	99	95	92	113	86
7	Inlet	96	100	99	100	100	98	96	90	107	84
	Outlet	97	101	99	98	100	98	95	86	107	84
8	Inlet	103	106	100	101	99	98	94	88	110	84
	Outlet	103	105	100	99	100	98	93	87	109	84
9	Inlet	108	109	105	104	103	100	97	92	114	87
	Outlet	108	110	105	104	104	100	96	93	114	88

*Sound Pressure Level (SPL) is average spherical free-field re 20μPa, for comparative use only.
Power rating (watts, kW or BHP) does not include transmission losses.
The AMCA certified ratings seal applies to air performance only.



1250-550-9

1440 r/min



Nominal Diameter

1250mm



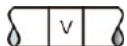
Hub Type

550



Number of Blades

9



BS ISO 5801:2017

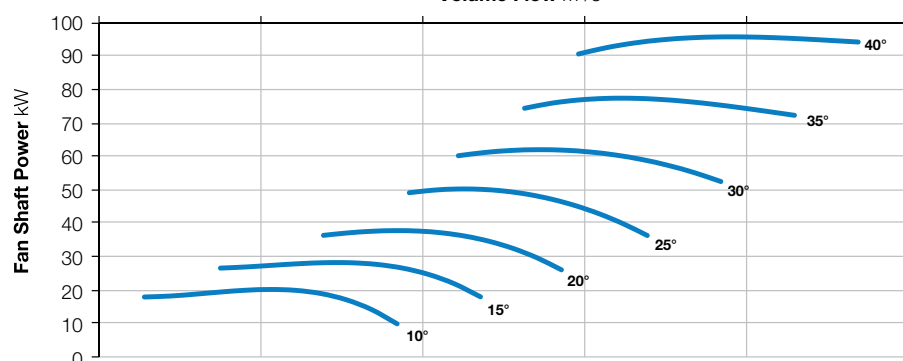
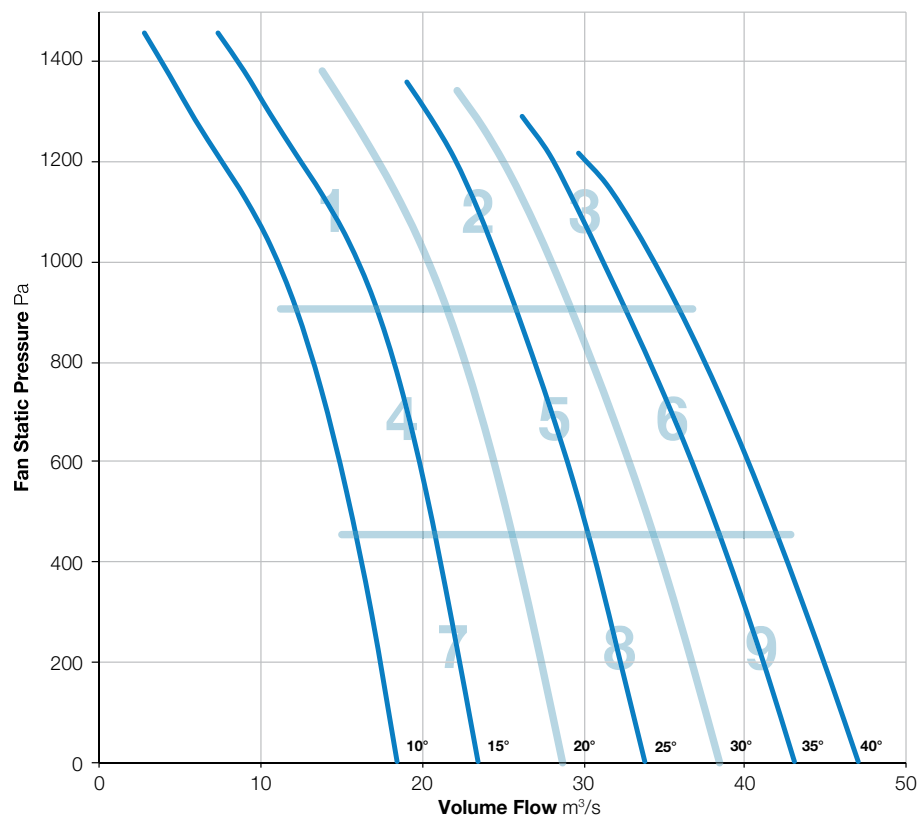
BS EN ISO 5136:2009

Type D installation

Form B



Elta Fans Limited certifies that the Axial Fans shown herein are licensed to bear the AMCA Seal. The ratings shown are based on tests and procedures performed in accordance with AMCA Publication 211 and comply with the requirements of the AMCA Certified Ratings Program. Performance certified is for Installation Type D: Ducted Inlet, Ducted Outlet. Performance ratings do not include the effects of appurtenances (accessories).



Zone		In-duct Sound Power Level (SWL) re 1pW									SPL dBA @ 3m*
		63Hz	125Hz	250Hz	500Hz	1kHz	2kHz	4kHz	8kHz	Total	
1	Inlet	102	100	102	105	104	101	96	89	111	88
	Outlet	103	100	101	104	104	101	96	89	110	87
2	Inlet	106	103	104	102	102	98	94	88	111	85
	Outlet	106	103	103	101	101	98	94	89	111	85
3	Inlet	108	105	105	104	101	98	94	89	112	86
	Outlet	109	106	105	103	102	99	96	92	113	86
4	Inlet	104	99	102	102	101	99	98	91	110	86
	Outlet	105	100	102	101	101	99	97	90	110	85
5	Inlet	106	102	103	102	101	98	94	87	111	85
	Outlet	107	102	103	100	101	99	93	87	111	85
6	Inlet	108	106	105	103	101	98	94	89	112	85
	Outlet	111	107	106	103	103	100	96	91	114	87
7	Inlet	102	96	102	101	101	100	99	89	109	86
	Outlet	104	98	101	100	100	100	98	88	109	85
8	Inlet	108	104	104	104	102	100	96	89	112	87
	Outlet	108	104	105	102	102	101	96	88	112	86
9	Inlet	110	108	106	105	103	99	96	91	114	87
	Outlet	112	108	107	105	103	100	98	91	115	88

*Sound Pressure Level (SPL) is average spherical free-field re 20μPa, for comparative use only.
Power rating (watts, kW or BHP) does not include transmission losses.
The AMCA certified ratings seal applies to air performance only.



1250-550-12

1440 r/min



Nominal Diameter

1250mm



Hub Type

550



Number of Blades

12



BS ISO 5801:2017

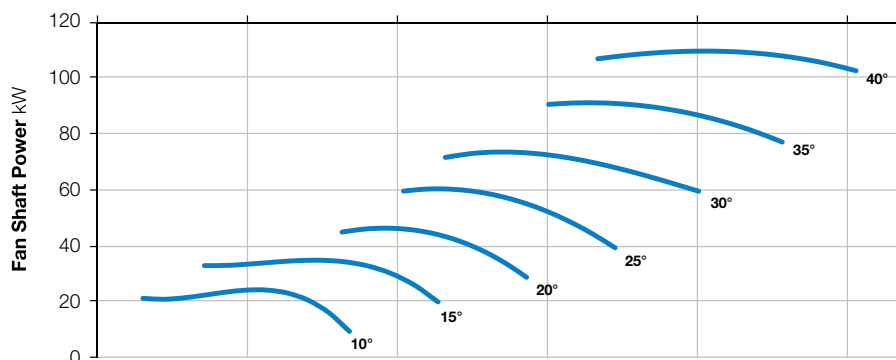
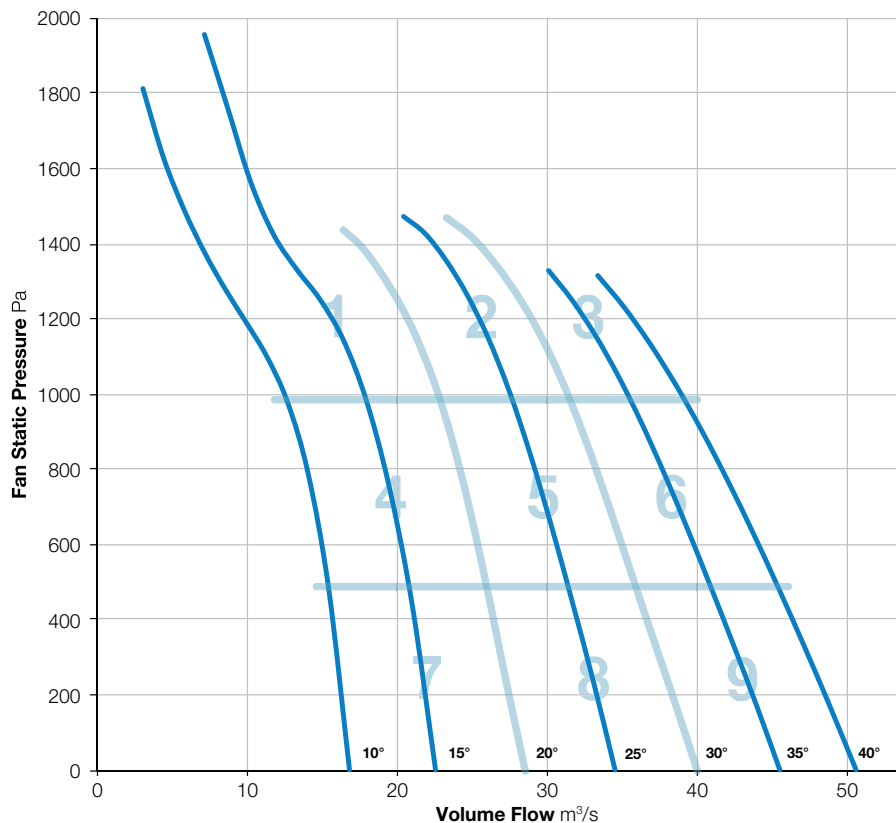
BS ISO 13347-2:2004

Type D installation

Form B



Elta Fans Limited certifies that the Axial Fans shown herein are licensed to bear the AMCA Seal. The ratings shown are based on tests and procedures performed in accordance with AMCA Publications 211 & 311 and comply with the requirements of the AMCA Certified Ratings Program. Performance certified is for Installation Type D: Ducted Inlet, Ducted Outlet. Performance ratings do not include the effects of appurtenances (accessories).



Zone		In-duct Sound Power Level (SWL) re 1pW									SPL dBA @ 3m*
		63Hz	125Hz	250Hz	500Hz	1kHz	2kHz	4kHz	8kHz	Total	
1	Inlet	99	104	116	111	105	99	94	92	118	92
	Outlet	102	105	115	109	106	100	96	94	117	91
2	Inlet	99	98	105	102	100	97	93	90	109	84
	Outlet	100	99	104	102	101	98	94	94	109	85
3	Inlet	101	103	107	104	102	98	95	96	111	86
	Outlet	104	104	107	106	104	101	98	99	113	89
4	Inlet	92	92	103	106	104	99	94	90	110	87
	Outlet	94	93	103	107	106	101	97	94	111	89
5	Inlet	100	100	106	102	100	97	92	89	110	85
	Outlet	101	99	105	103	101	97	93	93	110	85
6	Inlet	102	104	106	103	102	97	93	92	111	86
	Outlet	105	105	107	105	104	100	96	95	113	88
7	Inlet	95	93	103	101	99	96	94	92	107	84
	Outlet	95	94	104	100	101	97	95	93	108	84
8	Inlet	102	104	107	105	103	99	97	94	112	87
	Outlet	103	105	107	104	103	101	97	94	112	88
9	Inlet	103	105	107	105	104	99	96	95	112	88
	Outlet	106	106	108	107	106	102	99	98	114	90

*Sound Pressure Level (SPL) is average spherical free-field re 20μPa, for comparative use only. dBA levels are not licensed by AMCA International.

Power rating (watts, kW or BHP) does not include transmission losses.

The sound power level ratings shown are in decibels, referred to 10⁻¹² watts, calculated per AMCA Standard 301. Values shown are for inlet L_{wa} and outlet L_{wo} sound power levels for Installation Type D: ducted inlet, ducted outlet. Ratings include the effect of duct end correction.



1400-352-3

720 r/min



Nominal Diameter

1400mm



Hub Type

352



Number of Blades

3

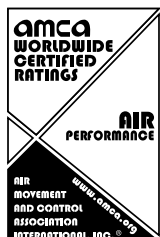


BS ISO 5801:2017

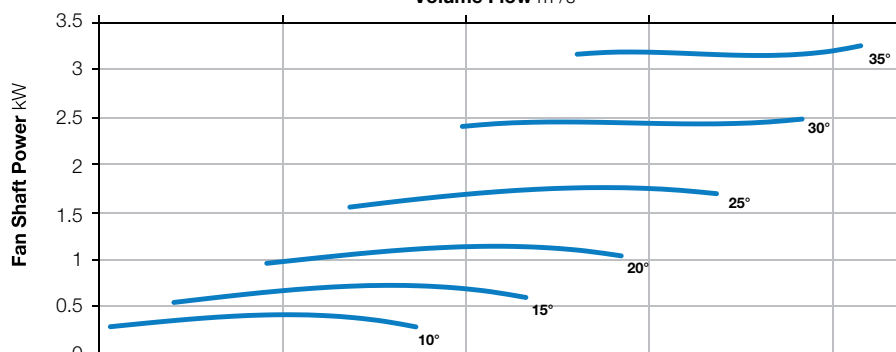
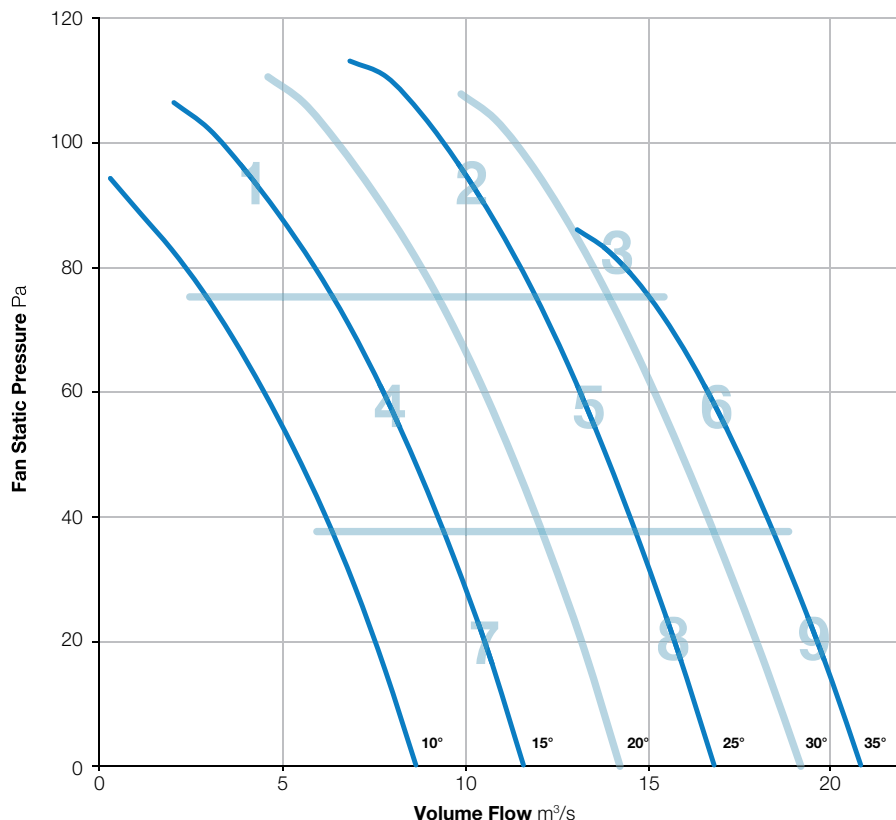
BS EN ISO 5136:2009

Type D installation

Form B



Elta Fans Limited certifies that the Axial Fans shown herein are licensed to bear the AMCA Seal. The ratings shown are based on tests and procedures performed in accordance with AMCA Publication 211 and comply with the requirements of the AMCA Certified Ratings Program. Performance certified is for Installation Type D: Ducted Inlet, Ducted Outlet. Performance ratings do not include the effects of appurtenances (accessories).



Zone		In-duct Sound Power Level (SWL) re 1pW									SPL dBA @ 3m*
		63Hz	125Hz	250Hz	500Hz	1kHz	2kHz	4kHz	8kHz	Total	
1	Inlet	78	78	88	89	84	79	74	70	93	69
	Outlet	80	78	88	89	83	80	75	68	93	69
2	Inlet	87	84	81	80	79	79	76	73	91	65
	Outlet	89	84	82	81	79	81	78	73	92	66
3	Inlet	89	90	87	86	84	81	77	73	95	68
	Outlet	91	90	88	86	84	83	78	71	96	69
4	Inlet	84	82	83	83	83	80	79	75	91	67
	Outlet	85	81	83	83	83	81	79	72	91	67
5	Inlet	88	86	82	81	79	79	76	73	92	65
	Outlet	90	85	83	81	79	80	78	73	93	65
6	Inlet	90	91	85	84	84	82	78	75	95	68
	Outlet	92	88	85	85	83	83	79	73	95	68
7	Inlet	86	83	80	78	77	78	85	74	91	67
	Outlet	87	81	81	78	77	79	84	71	91	67
8	Inlet	88	88	82	79	77	75	73	68	92	62
	Outlet	91	86	82	80	77	77	74	68	93	63
9	Inlet	91	92	85	83	83	82	78	75	96	68
	Outlet	93	89	85	84	83	83	80	75	96	68

*Sound Pressure Level (SPL) is average spherical free-field re 20μPa, for comparative use only.
Power rating (watts, kW or BHP) does not include transmission losses.
The AMCA certified ratings seal applies to air performance only.



1400-352-6

720 r/min



Nominal Diameter

1400mm



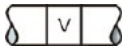
Hub Type

352



Number of Blades

6



BS ISO 5801:2017

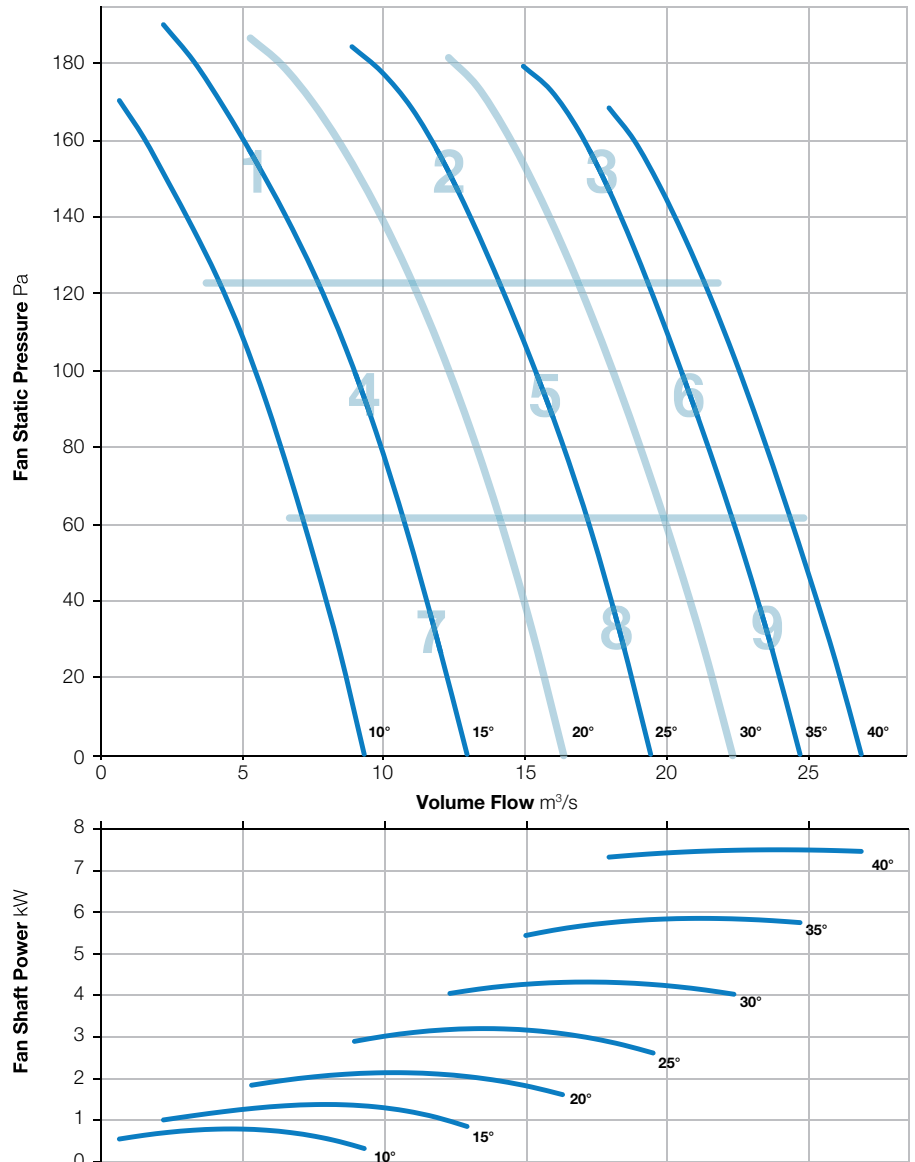
BS ISO 13347-2:2004

Type D installation

Form B



Elta Fans Limited certifies that the Axial Fans shown herein are licensed to bear the AMCA Seal. The ratings shown are based on tests and procedures performed in accordance with AMCA Publications 211 & 311 and comply with the requirements of the AMCA Certified Ratings Program. Performance certified is for Installation Type D: Ducted Inlet, Ducted Outlet. Performance ratings do not include the effects of appurtenances (accessories).



Zone		In-duct Sound Power Level (SWL) re 1pW									SPL dBA @ 3m*
		63Hz	125Hz	250Hz	500Hz	1kHz	2kHz	4kHz	8kHz	Total	
1	Inlet	85	89	93	93	89	86	81	72	98	74
	Outlet	88	92	93	93	89	85	81	77	99	74
2	Inlet	87	88	85	87	84	81	79	75	94	69
	Outlet	90	85	83	87	84	84	80	78	94	70
3	Inlet	95	88	88	92	86	84	81	76	98	72
	Outlet	95	87	84	89	86	85	83	81	98	72
4	Inlet	82	83	85	84	85	83	78	72	92	69
	Outlet	85	82	84	85	86	83	76	72	92	69
5	Inlet	89	82	84	86	82	81	77	73	93	67
	Outlet	90	84	81	84	81	79	77	81	93	67
6	Inlet	92	88	85	90	86	83	82	75	96	71
	Outlet	94	90	83	89	87	86	83	80	98	72
7	Inlet	86	81	83	81	82	83	81	68	91	68
	Outlet	87	82	84	81	82	80	84	71	92	68
8	Inlet	89	87	85	86	82	83	80	71	94	68
	Outlet	90	86	84	84	81	81	79	73	94	67
9	Inlet	94	93	88	90	86	84	80	77	98	71
	Outlet	95	89	87	90	87	87	83	82	98	73

*Sound Pressure Level (SPL) is average spherical free-field re 20μPa, for comparative use only. dBA levels are not licensed by AMCA International.

Power rating (watts, kW or BHP) does not include transmission losses.

The sound power level ratings shown are in decibels, referred to 10⁻¹² watts, calculated per AMCA Standard 301. Values shown are for inlet L_{wa} and outlet L_{wo} sound power levels for Installation Type D: ducted inlet, ducted outlet. Ratings include the effect of duct end correction.



1400-352-9

720 r/min



Nominal Diameter

1400mm



Hub Type

352



Number of Blades

9

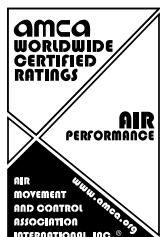


BS ISO 5801:2017

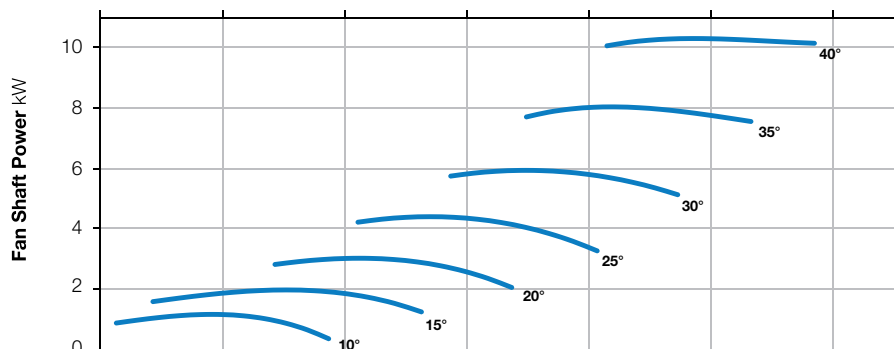
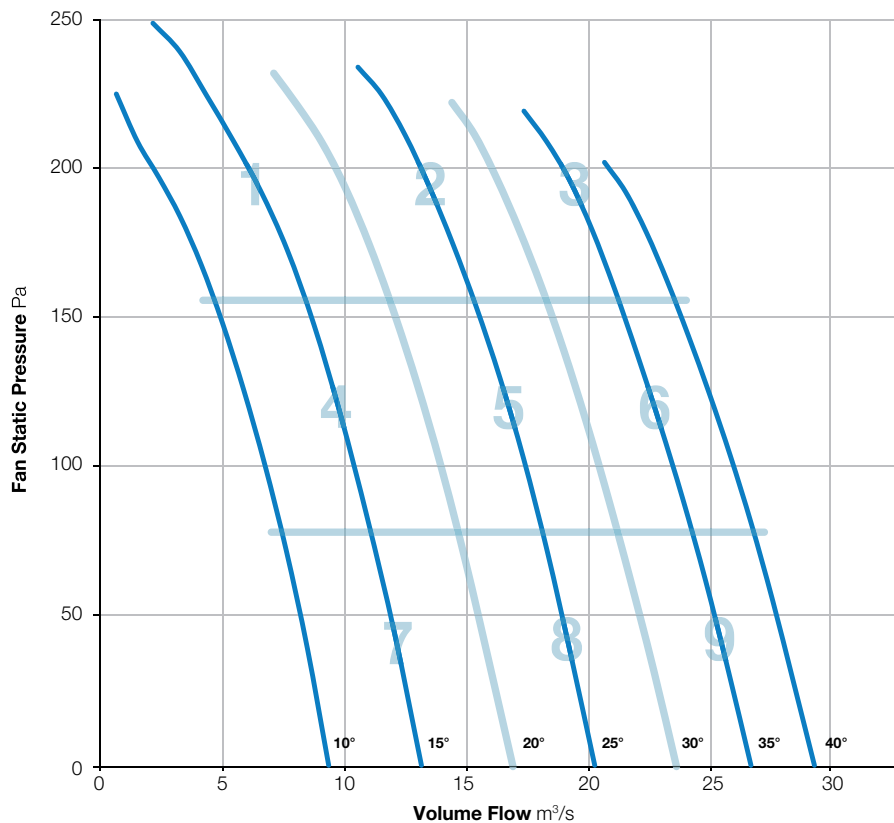
BS EN ISO 5136:2009

Type D installation

Form B



Elta Fans Limited certifies that the Axial Fans shown herein are licensed to bear the AMCA Seal. The ratings shown are based on tests and procedures performed in accordance with AMCA Publication 211 and comply with the requirements of the AMCA Certified Ratings Program. Performance certified is for Installation Type D: Ducted Inlet, Ducted Outlet. Performance ratings do not include the effects of appurtenances (accessories).



Zone		In-duct Sound Power Level (SWL) re 1pW									SPL dBA @ 3m*
		63Hz	125Hz	250Hz	500Hz	1kHz	2kHz	4kHz	8kHz	Total	
1	Inlet	79	81	90	91	89	84	81	73	96	73
	Outlet	80	80	90	91	89	85	81	71	96	73
2	Inlet	87	85	89	93	89	86	80	74	97	74
	Outlet	86	84	88	93	89	87	81	73	97	74
3	Inlet	92	92	87	87	86	84	80	76	97	70
	Outlet	94	92	89	88	86	86	82	77	98	72
4	Inlet	81	82	84	87	89	86	85	75	94	72
	Outlet	84	82	84	86	88	87	85	72	94	72
5	Inlet	89	90	85	84	84	82	80	75	95	68
	Outlet	90	90	88	85	85	84	81	74	96	70
6	Inlet	94	92	92	89	88	86	81	79	99	72
	Outlet	96	92	89	86	85	84	82	78	99	70
7	Inlet	85	84	83	83	84	85	90	78	94	73
	Outlet	86	84	83	83	84	86	89	75	94	72
8	Inlet	91	91	87	84	84	82	81	76	96	69
	Outlet	93	91	88	85	84	83	82	74	97	69
9	Inlet	92	97	95	92	88	82	80	75	101	73
	Outlet	92	96	92	91	89	84	79	76	100	73

*Sound Pressure Level (SPL) is average spherical free-field re 20μPa, for comparative use only.
Power rating (watts, kW or BHP) does not include transmission losses.
The AMCA certified ratings seal applies to air performance only.



1400-352-12

720 r/min



Nominal Diameter

1400mm



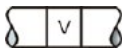
Hub Type

352



Number of Blades

12



BS ISO 5801:2017

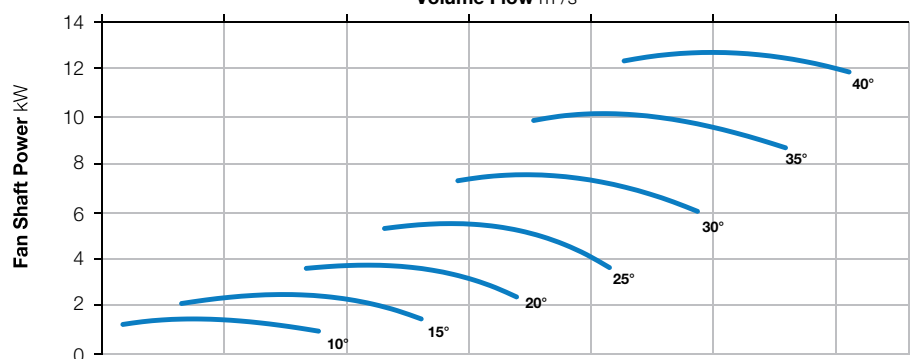
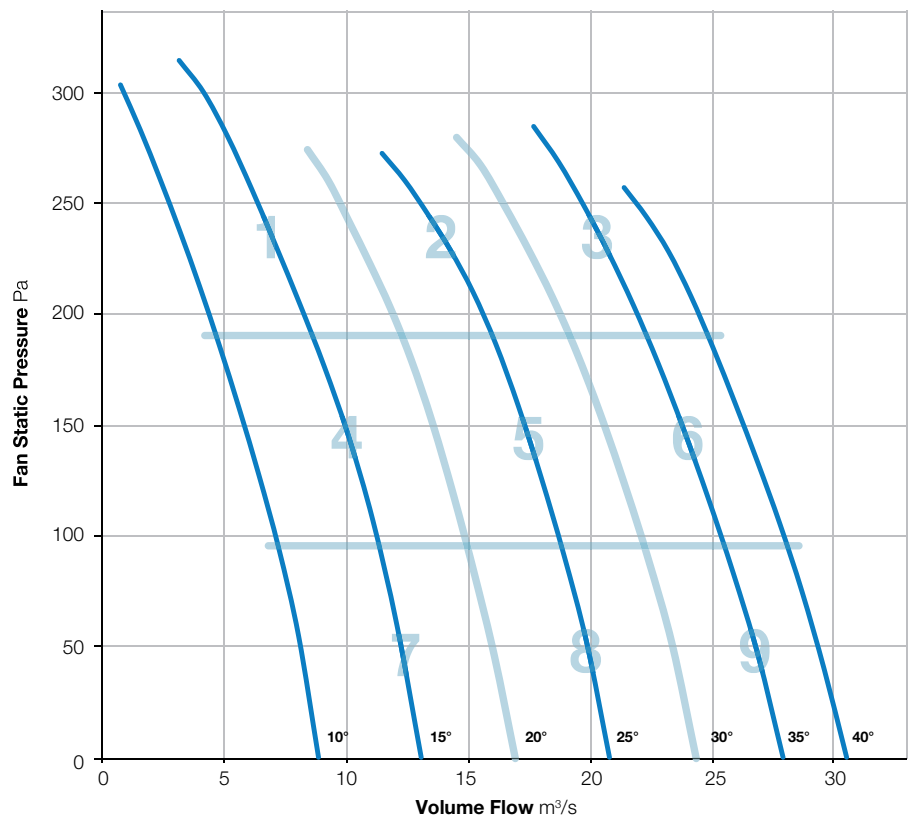
BS ISO 13347-2:2004

Type D installation

Form B



Elta Fans Limited certifies that the Axial Fans shown herein are licensed to bear the AMCA Seal. The ratings shown are based on tests and procedures performed in accordance with AMCA Publications 211 & 311 and comply with the requirements of the AMCA Certified Ratings Program. Performance certified is for Installation Type D: Ducted Inlet, Ducted Outlet. Performance ratings do not include the effects of appurtenances (accessories).



Zone		In-duct Sound Power Level (SWL) re 1pW									SPL dBA @ 3m*
		63Hz	125Hz	250Hz	500Hz	1kHz	2kHz	4kHz	8kHz	Total	
1	Inlet	88	96	97	92	87	85	78	75	101	74
	Outlet	89	98	96	92	87	85	79	78	101	73
2	Inlet	82	95	92	92	90	87	84	78	99	74
	Outlet	85	93	92	94	91	87	86	82	99	76
3	Inlet	90	95	90	88	86	85	82	83	98	72
	Outlet	90	93	88	87	87	86	84	87	98	73
4	Inlet	82	89	90	90	93	90	75	70	98	75
	Outlet	82	87	90	92	94	90	76	72	98	76
5	Inlet	86	92	86	84	83	84	81	76	95	69
	Outlet	84	90	84	84	83	83	82	78	94	69
6	Inlet	91	93	91	89	87	86	85	80	98	73
	Outlet	92	90	87	89	89	87	86	82	98	74
7	Inlet	84	92	87	86	85	87	80	72	96	71
	Outlet	81	90	85	85	86	86	79	73	94	70
8	Inlet	88	91	87	88	86	86	82	75	96	71
	Outlet	87	89	86	87	85	86	81	75	95	71
9	Inlet	94	96	92	90	87	84	81	79	100	72
	Outlet	92	93	90	90	88	87	83	81	98	73

*Sound Pressure Level (SPL) is average spherical free-field re 20µPa, for comparative use only. dBA levels are not licensed by AMCA International.

Power rating (watts, kW or BHP) does not include transmission losses.

The sound power level ratings shown are in decibels, referred to 10⁻¹² watts, calculated per AMCA Standard 301. Values shown are for inlet L_{wa} and outlet L_{wo} sound power levels for Installation Type D: ducted inlet, ducted outlet. Ratings include the effect of duct end correction.



1400-400-3

720 r/min



Nominal Diameter

1400mm



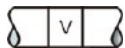
Hub Type

400



Number of Blades

3



BS ISO 5801:2017

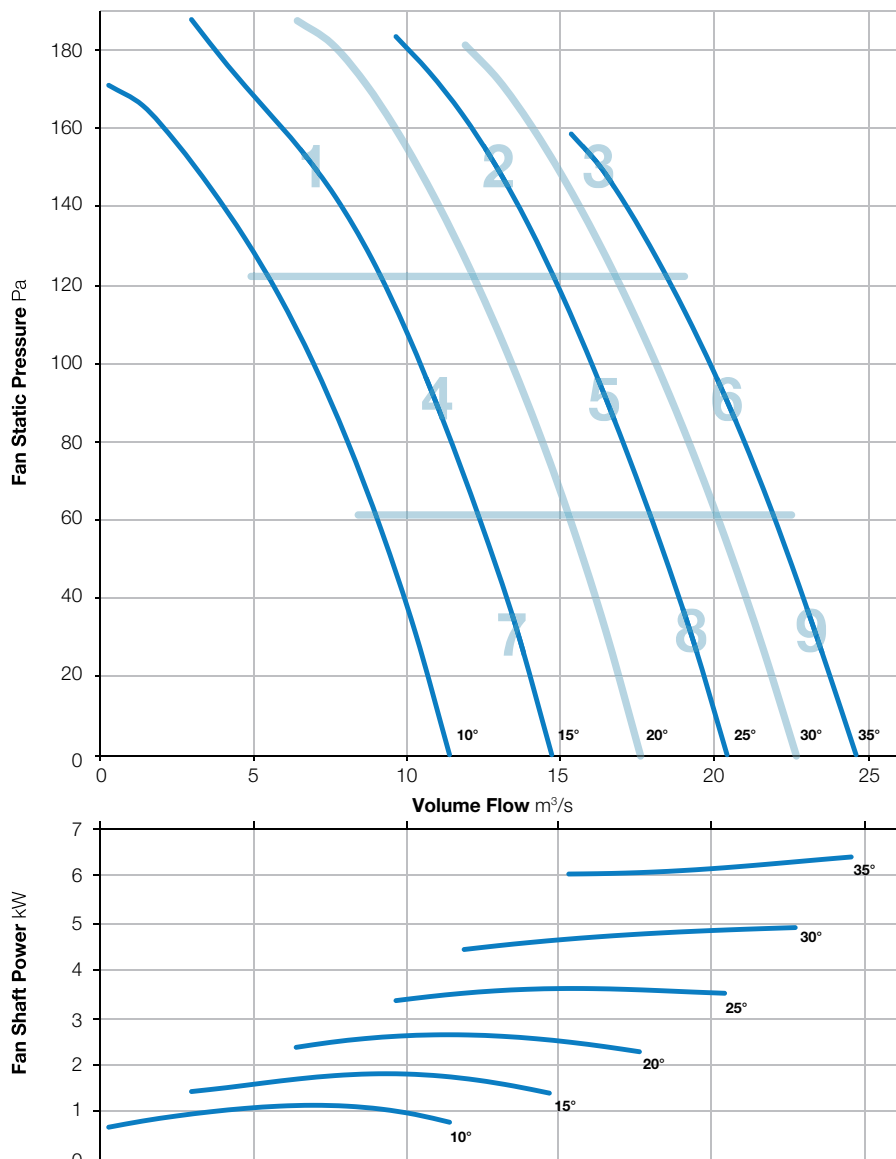
BS EN ISO 5136:2009

Type D installation

Form B



Elta Fans Limited certifies that the Axial Fans shown herein are licensed to bear the AMCA Seal. The ratings shown are based on tests and procedures performed in accordance with AMCA Publication 211 and comply with the requirements of the AMCA Certified Ratings Program. Performance certified is for Installation Type D: Ducted Inlet, Ducted Outlet. Performance ratings do not include the effects of appurtenances (accessories).



Zone		In-duct Sound Power Level (SWL) re 1pW									SPL dBA @ 3m*
		63Hz	125Hz	250Hz	500Hz	1kHz	2kHz	4kHz	8kHz	Total	
1	Inlet	88	83	86	86	83	81	76	65	93	68
	Outlet	87	84	85	86	83	80	75	67	93	67
2	Inlet	91	84	82	86	85	79	76	71	94	68
	Outlet	89	85	81	85	84	78	78	74	93	67
3	Inlet	96	92	89	93	87	83	80	74	100	73
	Outlet	98	94	90	92	87	85	82	76	101	73
4	Inlet	87	81	81	84	84	83	76	63	92	68
	Outlet	86	82	81	85	83	81	74	63	91	67
5	Inlet	90	84	82	86	85	79	75	69	94	68
	Outlet	89	85	81	86	85	79	76	72	93	68
6	Inlet	95	88	88	93	87	84	82	76	99	73
	Outlet	96	91	88	92	87	85	84	79	99	73
7	Inlet	86	82	82	85	84	83	75	62	92	68
	Outlet	86	84	81	85	83	81	74	61	92	67
8	Inlet	90	84	83	87	86	80	76	68	94	69
	Outlet	90	85	81	86	85	79	75	70	94	68
9	Inlet	95	88	88	93	87	84	82	77	99	73
	Outlet	96	91	88	92	87	85	84	80	99	73

*Sound Pressure Level (SPL) is average spherical free-field re 20μPa, for comparative use only.
Power rating (watts, kW or BHP) does not include transmission losses.
The AMCA certified ratings seal applies to air performance only.



1400-400-6

720 r/min



Nominal Diameter

1400mm



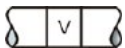
Hub Type

400



Number of Blades

6



BS ISO 5801:2017

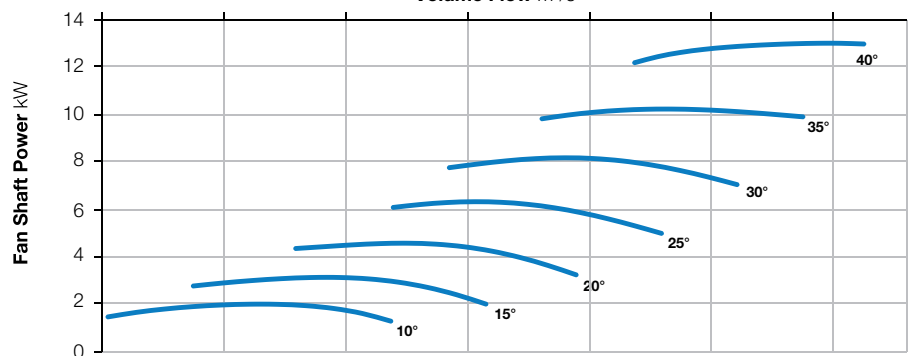
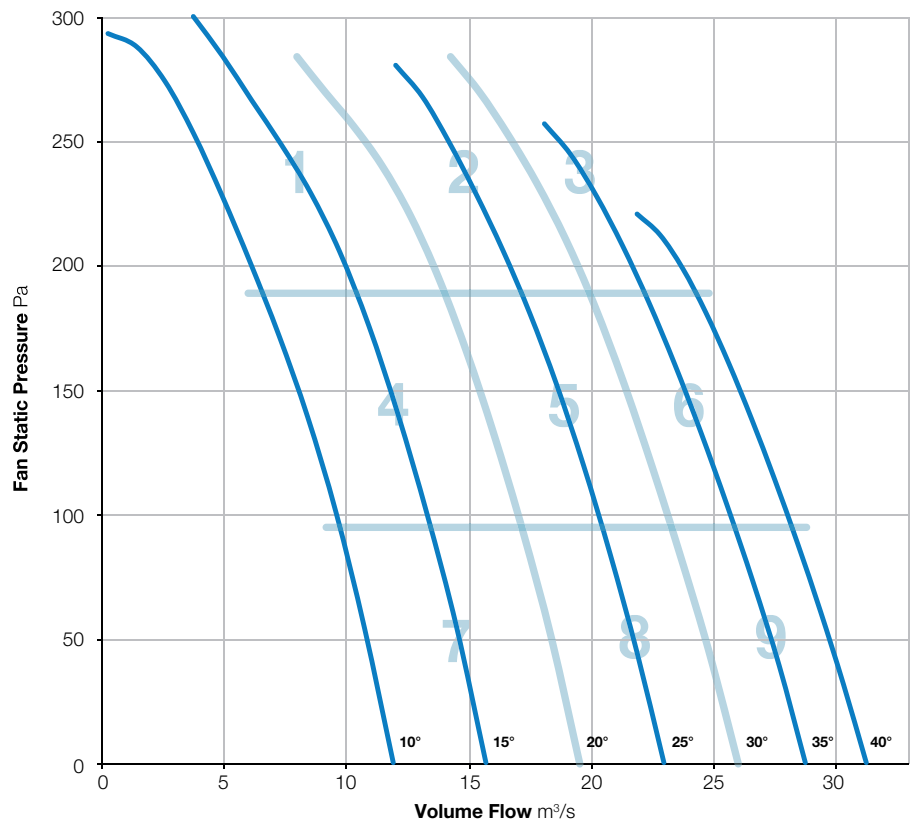
BS EN ISO 5136:2009

Type D installation

Form B



Elta Fans Limited certifies that the Axial Fans shown herein are licensed to bear the AMCA Seal. The ratings shown are based on tests and procedures performed in accordance with AMCA Publication 211 and comply with the requirements of the AMCA Certified Ratings Program. Performance certified is for Installation Type D: Ducted Inlet, Ducted Outlet. Performance ratings do not include the effects of appurtenances (accessories).



Zone		In-duct Sound Power Level (SWL) re 1pW									SPL dBA @ 3m*
		63Hz	125Hz	250Hz	500Hz	1kHz	2kHz	4kHz	8kHz	Total	
1	Inlet	91	89	93	91	88	83	77	65	98	72
	Outlet	92	91	92	91	87	83	77	67	98	72
2	Inlet	90	86	88	92	87	85	79	71	97	72
	Outlet	90	88	88	91	86	85	79	72	96	72
3	Inlet	96	92	91	93	89	86	83	77	100	74
	Outlet	96	95	92	95	89	87	86	80	101	75
4	Inlet	87	85	85	87	86	84	78	64	94	70
	Outlet	87	86	84	87	85	83	76	64	93	69
5	Inlet	89	87	86	90	86	84	78	69	95	71
	Outlet	89	89	86	89	85	84	78	69	95	70
6	Inlet	96	92	89	92	88	85	82	76	100	73
	Outlet	97	95	90	94	88	86	84	79	101	74
7	Inlet	87	86	85	87	85	84	77	63	94	69
	Outlet	86	87	84	87	84	82	75	62	93	68
8	Inlet	90	87	86	90	86	84	78	67	96	71
	Outlet	89	89	86	90	84	83	77	67	95	70
9	Inlet	98	93	90	90	90	86	83	74	101	73
	Outlet	99	96	91	92	90	87	85	77	102	74

*Sound Pressure Level (SPL) is average spherical free-field re 20μPa, for comparative use only.
Power rating (watts, kW or BHP) does not include transmission losses.
The AMCA certified ratings seal applies to air performance only.



1400-400-9

720 r/min



Nominal Diameter

1400mm



Hub Type

400



Number of Blades

9



BS ISO 5801:2017

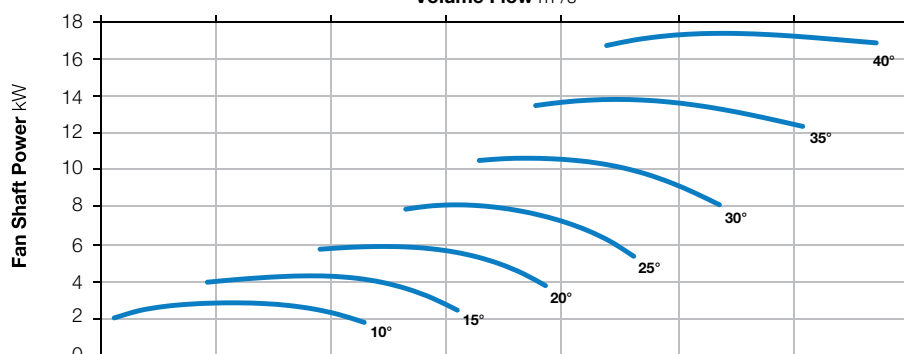
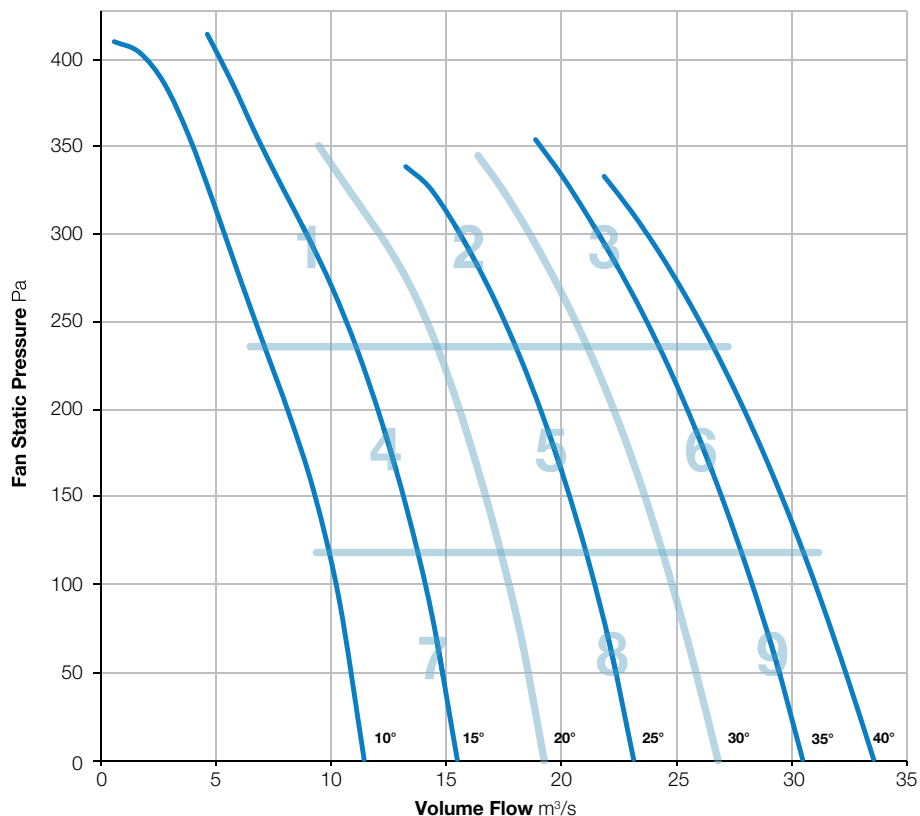
BS EN ISO 5136:2009

Type D installation

Form B



Elta Fans Limited certifies that the Axial Fans shown herein are licensed to bear the AMCA Seal. The ratings shown are based on tests and procedures performed in accordance with AMCA Publication 211 and comply with the requirements of the AMCA Certified Ratings Program. Performance certified is for Installation Type D: Ducted Inlet, Ducted Outlet. Performance ratings do not include the effects of appurtenances (accessories).



Zone		In-duct Sound Power Level (SWL) re 1pW									SPL dBA @ 3m*
		63Hz	125Hz	250Hz	500Hz	1kHz	2kHz	4kHz	8kHz	Total	
1	Inlet	88	90	92	93	89	86	79	67	98	74
	Outlet	89	92	91	92	88	86	78	68	98	73
2	Inlet	89	89	88	92	87	86	81	74	97	73
	Outlet	88	92	87	90	86	85	81	76	97	71
3	Inlet	92	94	90	93	87	86	83	75	99	73
	Outlet	94	95	90	93	88	87	85	79	100	74
4	Inlet	85	88	89	91	88	87	80	66	96	73
	Outlet	86	90	89	90	87	86	79	67	96	72
5	Inlet	90	90	87	92	88	87	81	72	97	73
	Outlet	90	93	87	91	87	86	80	73	98	72
6	Inlet	93	95	90	93	88	86	82	73	100	74
	Outlet	94	96	90	93	88	86	84	76	100	74
7	Inlet	84	89	87	90	86	85	78	65	95	71
	Outlet	84	90	86	89	85	84	77	65	95	70
8	Inlet	91	91	88	93	88	87	80	70	98	73
	Outlet	90	93	87	91	87	85	79	70	98	72
9	Inlet	94	94	91	92	90	89	87	79	100	75
	Outlet	95	96	91	93	91	89	87	81	101	76

*Sound Pressure Level (SPL) is average spherical free-field re 20μPa, for comparative use only.
Power rating (watts, kW or BHP) does not include transmission losses.
The AMCA certified ratings seal applies to air performance only.



1400-550-3

720 r/min



Nominal Diameter

1400mm



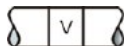
Hub Type

550



Number of Blades

3



BS ISO 5801:2017

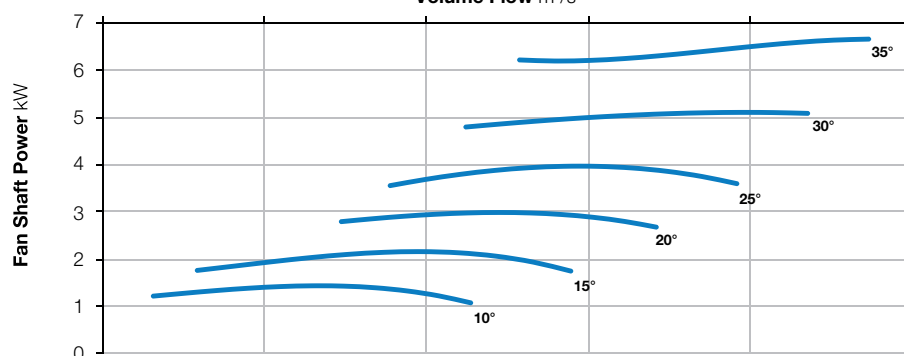
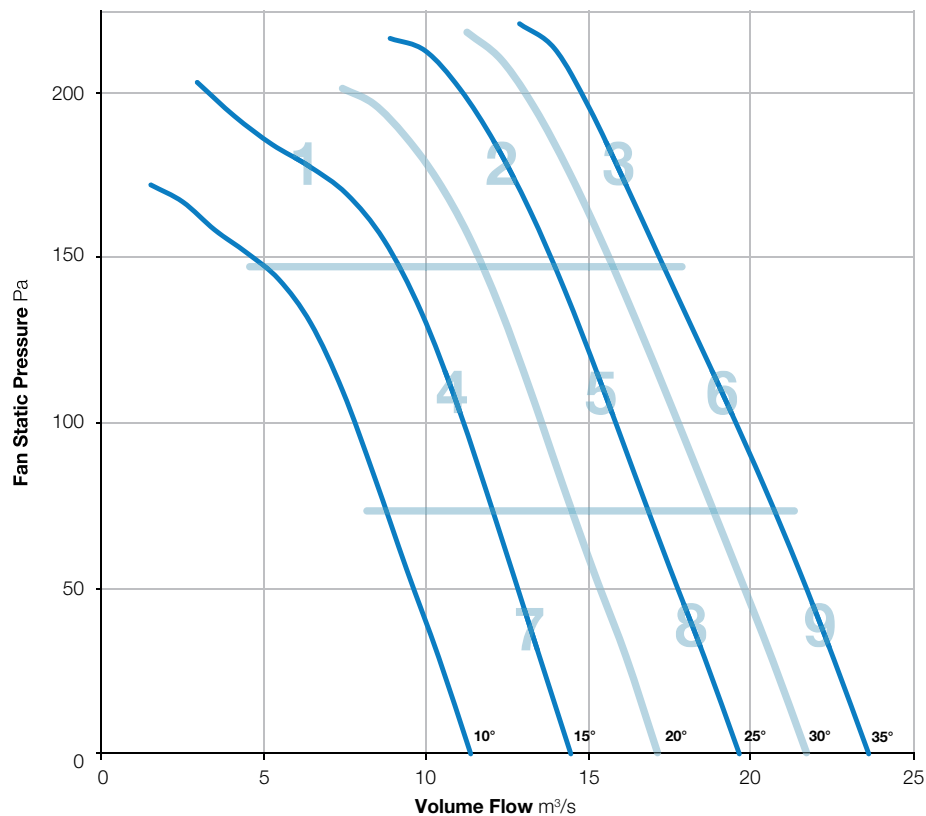
BS EN ISO 5136:2009

Type D installation

Form B



Elta Fans Limited certifies that the Axial Fans shown herein are licensed to bear the AMCA Seal. The ratings shown are based on tests and procedures performed in accordance with AMCA Publication 211 and comply with the requirements of the AMCA Certified Ratings Program. Performance certified is for Installation Type D: Ducted Inlet, Ducted Outlet. Performance ratings do not include the effects of appurtenances (accessories).



Zone		In-duct Sound Power Level (SWL) re 1pW									SPL dBA @ 3m*
		63Hz	125Hz	250Hz	500Hz	1kHz	2kHz	4kHz	8kHz	Total	
1	Inlet	86	82	83	85	83	80	76	66	92	67
	Outlet	87	83	82	84	83	79	75	68	92	66
2	Inlet	90	84	83	85	82	78	75	69	93	66
	Outlet	91	84	82	85	82	77	75	72	94	66
3	Inlet	95	88	86	88	84	80	77	70	97	69
	Outlet	96	90	87	88	85	81	79	73	98	69
4	Inlet	88	82	83	87	86	83	77	64	93	69
	Outlet	89	83	82	86	85	82	76	66	93	68
5	Inlet	91	84	85	87	84	79	75	68	94	68
	Outlet	92	85	84	86	84	79	75	71	95	68
6	Inlet	94	87	86	88	84	80	78	73	97	69
	Outlet	95	88	86	88	86	81	80	76	97	70
7	Inlet	88	81	82	85	85	82	75	61	92	68
	Outlet	88	82	81	84	86	81	74	62	92	68
8	Inlet	90	86	84	85	85	82	79	72	94	69
	Outlet	91	86	84	86	85	81	79	74	95	69
9	Inlet	95	87	86	87	84	80	78	72	97	68
	Outlet	95	89	87	87	85	81	80	76	97	69

*Sound Pressure Level (SPL) is average spherical free-field re 20μPa, for comparative use only.
Power rating (watts, kW or BHP) does not include transmission losses.
The AMCA certified ratings seal applies to air performance only.



1400-550-6

720 r/min



Nominal Diameter

1400mm



Hub Type

550



Number of Blades

6



BS ISO 5801:2017

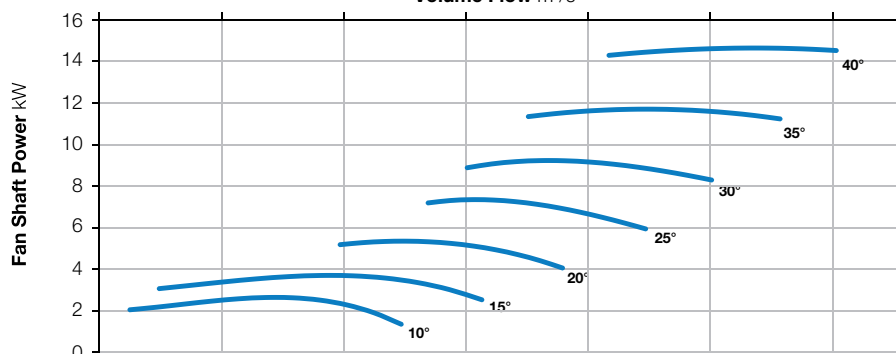
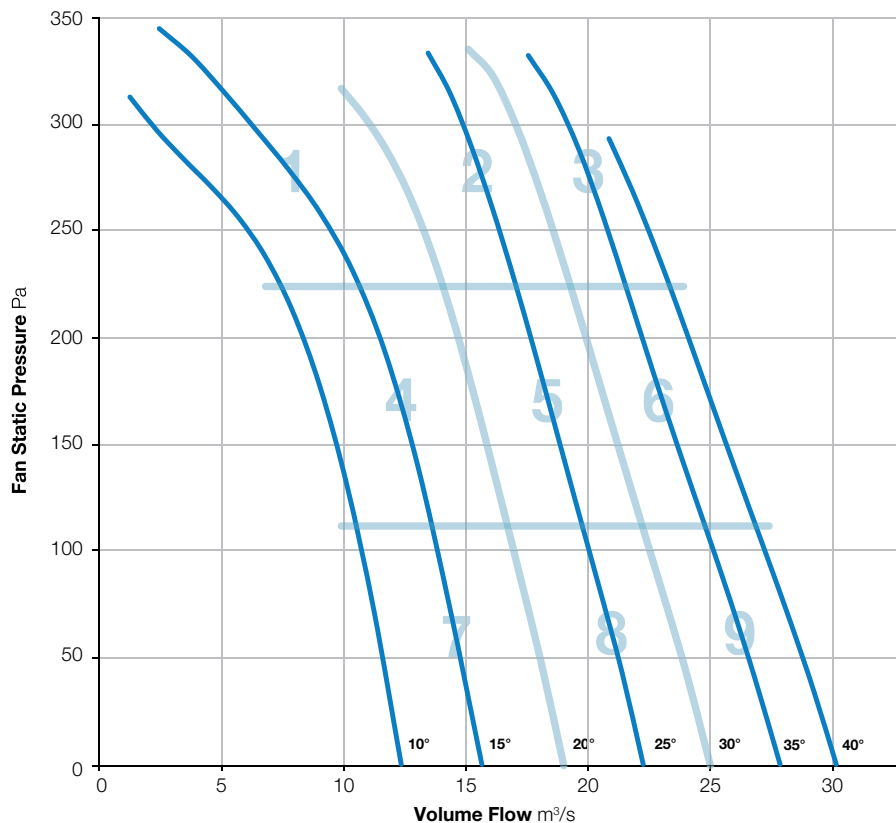
BS EN ISO 5136:2009

Type D installation

Form B



Elta Fans Limited certifies that the Axial Fans shown herein are licensed to bear the AMCA Seal. The ratings shown are based on tests and procedures performed in accordance with AMCA Publication 211 and comply with the requirements of the AMCA Certified Ratings Program. Performance certified is for Installation Type D: Ducted Inlet, Ducted Outlet. Performance ratings do not include the effects of appurtenances (accessories).



Zone		In-duct Sound Power Level (SWL) re 1pW									SPL dBA @ 3m*
		63Hz	125Hz	250Hz	500Hz	1kHz	2kHz	4kHz	8kHz	Total	
1	Inlet	91	87	94	93	88	84	78	67	99	73
	Outlet	93	88	93	91	88	83	77	69	98	72
2	Inlet	93	86	86	90	84	81	78	72	96	70
	Outlet	95	87	86	88	84	81	78	74	97	69
3	Inlet	97	87	88	90	86	83	80	75	99	71
	Outlet	97	90	88	91	87	84	82	79	99	72
4	Inlet	91	84	86	89	86	85	79	66	95	71
	Outlet	93	85	85	87	86	84	78	68	96	70
5	Inlet	94	86	86	91	85	83	78	69	97	71
	Outlet	95	87	86	88	85	82	78	72	97	69
6	Inlet	98	89	88	90	86	83	79	74	100	71
	Outlet	98	92	89	91	87	84	81	78	100	72
7	Inlet	90	84	85	88	86	85	76	62	95	70
	Outlet	91	85	84	86	85	84	74	61	94	69
8	Inlet	94	87	86	89	86	84	78	68	97	70
	Outlet	95	87	86	86	85	84	78	68	97	69
9	Inlet	97	89	88	91	87	83	80	74	99	72
	Outlet	99	92	90	92	88	85	82	77	101	73

*Sound Pressure Level (SPL) is average spherical free-field re 20μPa, for comparative use only.
Power rating (watts, kW or BHP) does not include transmission losses.
The AMCA certified ratings seal applies to air performance only.



1400-550-9

720 r/min



Nominal Diameter

1400mm



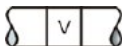
Hub Type

550



Number of Blades

9



BS ISO 5801:2017

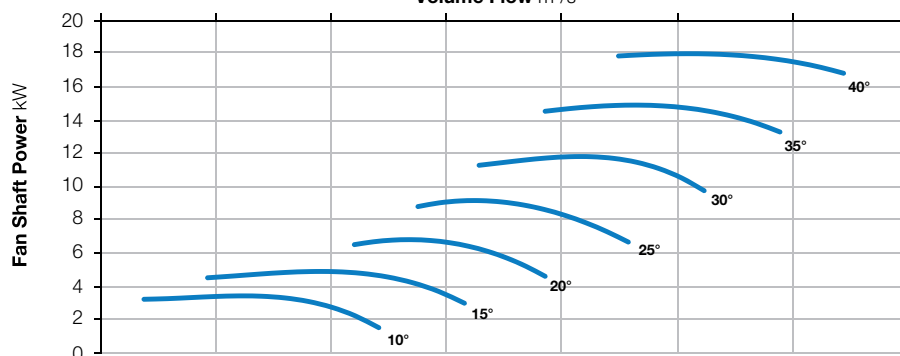
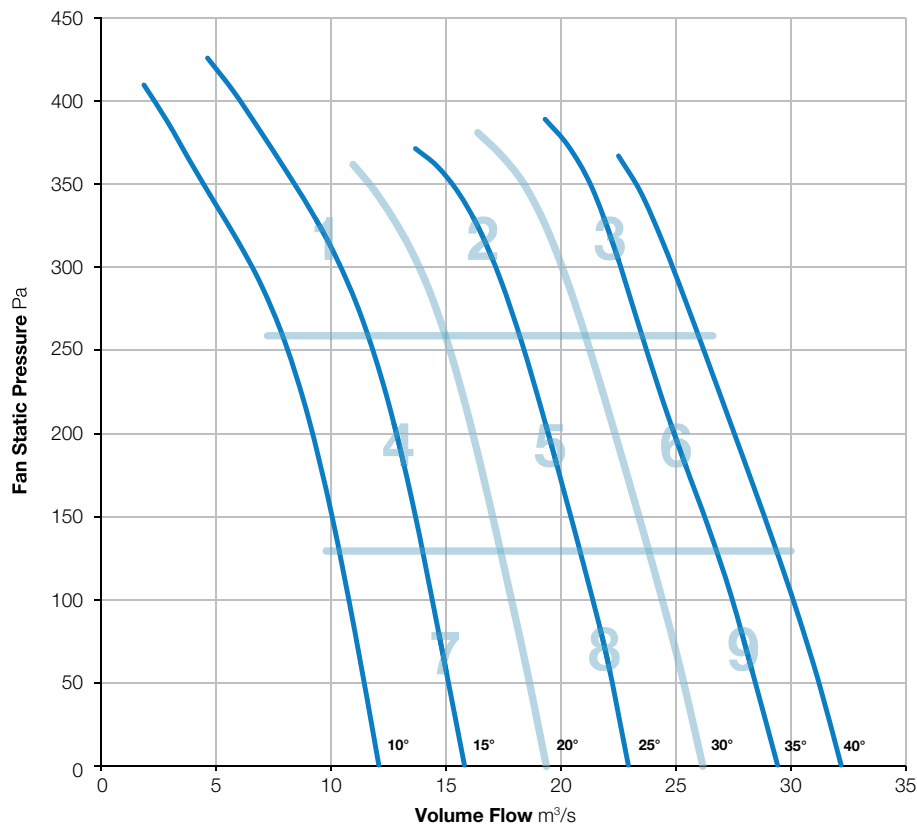
BS EN ISO 5136:2009

Type D installation

Form B



Elta Fans Limited certifies that the Axial Fans shown herein are licensed to bear the AMCA Seal. The ratings shown are based on tests and procedures performed in accordance with AMCA Publication 211 and comply with the requirements of the AMCA Certified Ratings Program. Performance certified is for Installation Type D: Ducted Inlet, Ducted Outlet. Performance ratings do not include the effects of appurtenances (accessories).



Zone		In-duct Sound Power Level (SWL) re 1pW									SPL dBA @ 3m*
		63Hz	125Hz	250Hz	500Hz	1kHz	2kHz	4kHz	8kHz	Total	
1	Inlet	89	87	91	91	88	86	80	69	97	73
	Outlet	90	88	90	90	88	85	79	70	97	72
2	Inlet	92	89	91	90	86	85	80	72	97	72
	Outlet	93	90	89	90	86	84	80	75	97	71
3	Inlet	94	91	90	90	86	83	80	73	98	71
	Outlet	96	94	91	91	87	84	82	76	100	72
4	Inlet	89	88	89	91	88	87	80	69	97	73
	Outlet	90	89	88	89	87	86	79	69	96	72
5	Inlet	93	90	91	91	88	86	80	70	98	73
	Outlet	94	91	89	91	88	86	80	72	98	73
6	Inlet	96	92	92	88	86	84	80	74	99	71
	Outlet	98	95	93	90	88	85	82	77	101	73
7	Inlet	90	88	88	89	87	86	77	65	96	71
	Outlet	89	90	87	88	87	85	75	64	96	71
8	Inlet	94	90	91	91	89	87	80	69	99	73
	Outlet	94	91	90	91	88	87	79	70	99	73
9	Inlet	96	92	93	89	87	84	79	72	100	72
	Outlet	97	95	93	91	89	85	81	76	101	73

*Sound Pressure Level (SPL) is average spherical free-field re 20μPa, for comparative use only.
Power rating (watts, kW or BHP) does not include transmission losses.
The AMCA certified ratings seal applies to air performance only.



1400-550-12

720 r/min



Nominal Diameter

1400mm



Hub Type

550



Number of Blades

12



BS ISO 5801:2017

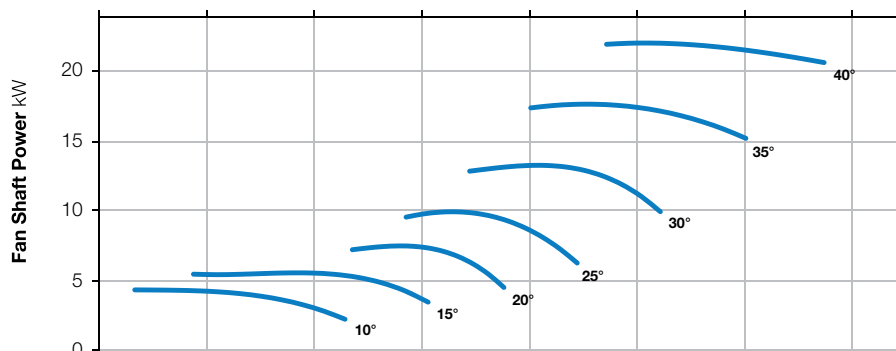
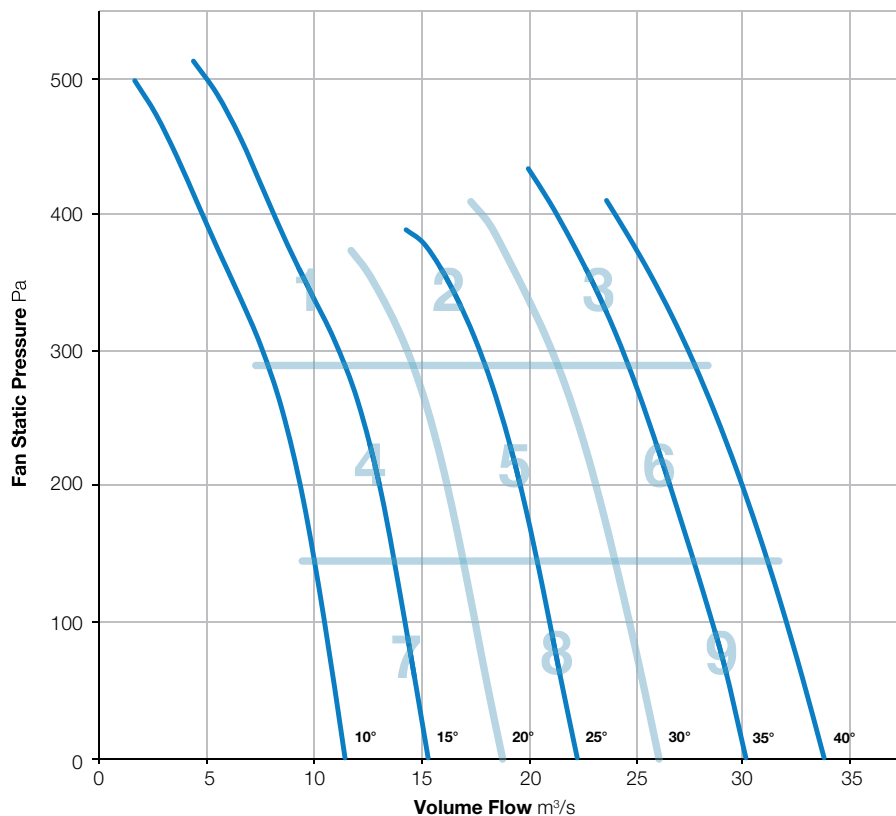
BS ISO 13347-2:2004

Type D installation

Form B



Elta Fans Limited certifies that the Axial Fans shown herein are licensed to bear the AMCA Seal. The ratings shown are based on tests and procedures performed in accordance with AMCA Publications 211 & 311 and comply with the requirements of the AMCA Certified Ratings Program. Performance certified is for Installation Type D: Ducted Inlet, Ducted Outlet. Performance ratings do not include the effects of appurtenances (accessories).



Zone		In-duct Sound Power Level (SWL) re 1pW									SPL dBA @ 3m*
		63Hz	125Hz	250Hz	500Hz	1kHz	2kHz	4kHz	8kHz	Total	
1	Inlet	96	106	98	91	86	81	76	76	107	74
	Outlet	98	105	97	91	87	81	77	77	107	74
2	Inlet	88	93	91	88	84	81	76	75	97	70
	Outlet	88	95	87	87	84	81	77	76	97	69
3	Inlet	90	94	89	88	83	81	82	75	97	70
	Outlet	89	95	91	89	86	83	82	77	98	71
4	Inlet	83	93	88	91	87	82	74	74	97	71
	Outlet	85	93	90	92	88	83	76	74	98	72
5	Inlet	90	94	90	88	84	79	76	73	97	69
	Outlet	90	95	88	88	85	81	77	75	98	70
6	Inlet	92	94	90	89	84	80	79	73	98	70
	Outlet	92	95	89	89	85	81	78	74	98	70
7	Inlet	84	92	89	87	84	81	75	73	96	69
	Outlet	84	91	87	88	85	80	75	73	95	69
8	Inlet	90	95	91	89	85	82	77	73	98	70
	Outlet	90	95	88	88	86	81	78	74	98	70
9	Inlet	91	93	89	88	82	83	80	76	97	70
	Outlet	93	94	91	89	84	84	81	77	99	71

*Sound Pressure Level (SPL) is average spherical free-field re 20µPa, for comparative use only. dBA levels are not licensed by AMCA International.

Power rating (watts, kW or BHP) does not include transmission losses.

The sound power level ratings shown are in decibels, referred to 10⁻¹² watts, calculated per AMCA Standard 301. Values shown are for inlet L_{wa} and outlet L_{wo} sound power levels for Installation Type D: ducted inlet, ducted outlet. Ratings include the effect of duct end correction.



1400-352-3

960 r/min



Nominal Diameter

1400mm



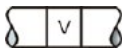
Hub Type

352



Number of Blades

3



BS ISO 5801:2017

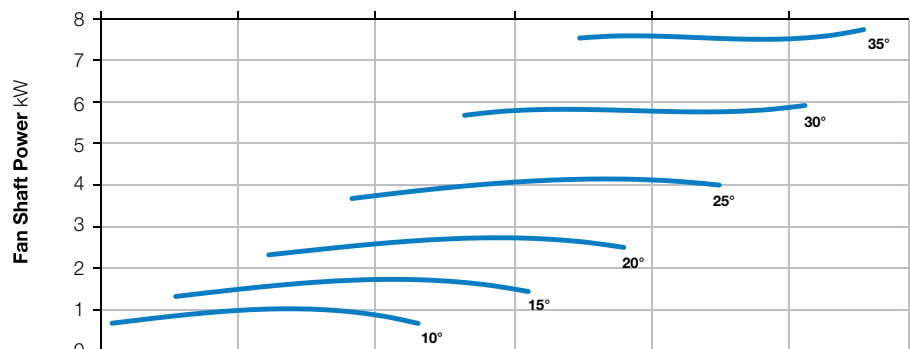
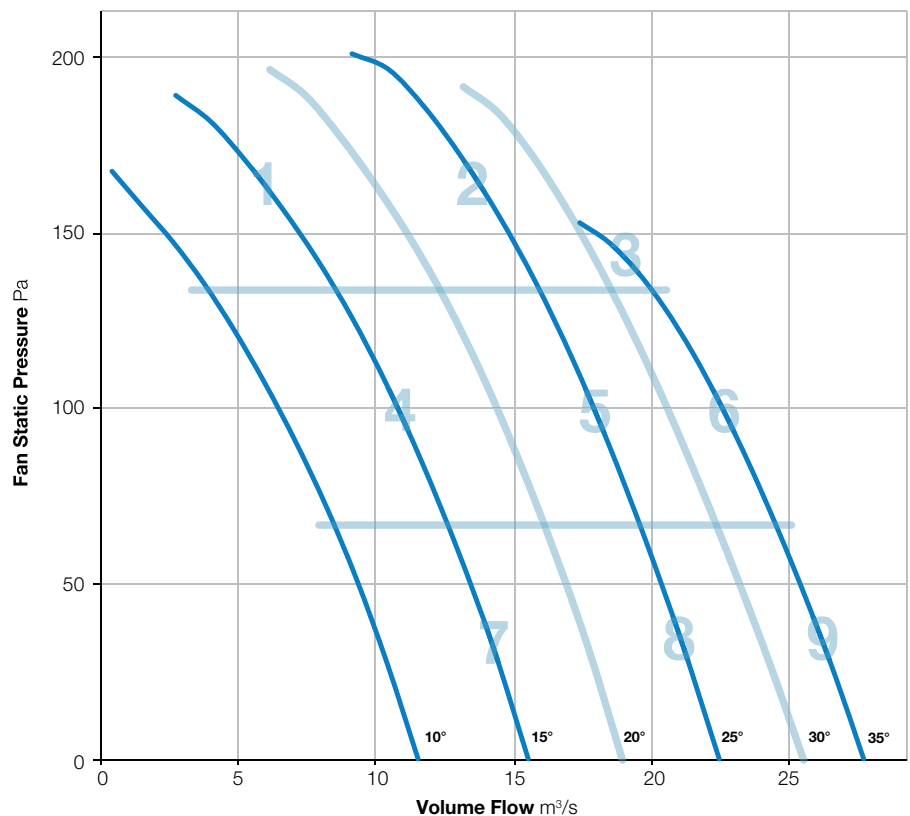
BS EN ISO 5136:2009

Type D installation

Form B



Elta Fans Limited certifies that the Axial Fans shown herein are licensed to bear the AMCA Seal. The ratings shown are based on tests and procedures performed in accordance with AMCA Publication 211 and comply with the requirements of the AMCA Certified Ratings Program. Performance certified is for Installation Type D: Ducted Inlet, Ducted Outlet. Performance ratings do not include the effects of appurtenances (accessories).



Zone		In-duct Sound Power Level (SWL) re 1pW									SPL dBA @ 3m*
		63Hz	125Hz	250Hz	500Hz	1kHz	2kHz	4kHz	8kHz	Total	
1	Inlet	88	88	91	99	96	89	83	79	102	79
	Outlet	92	86	91	99	95	90	83	77	102	79
2	Inlet	97	94	90	88	87	87	85	83	100	73
	Outlet	97	92	89	88	87	87	85	81	100	73
3	Inlet	99	97	94	93	92	90	87	85	103	77
	Outlet	100	97	96	94	92	91	87	81	104	77
4	Inlet	94	91	89	90	90	88	84	84	99	74
	Outlet	96	91	89	90	90	89	84	80	100	74
5	Inlet	98	96	90	87	86	83	81	79	101	71
	Outlet	98	95	90	88	87	85	83	79	101	72
6	Inlet	98	95	93	92	90	88	84	80	102	75
	Outlet	100	97	93	90	89	87	85	82	103	74
7	Inlet	96	94	88	87	86	82	86	89	100	73
	Outlet	99	92	89	87	86	84	86	85	101	72
8	Inlet	97	93	91	89	87	85	81	77	100	72
	Outlet	98	95	92	88	86	84	81	78	101	71
9	Inlet	100	96	94	92	90	87	84	81	103	75
	Outlet	101	97	95	91	89	87	85	83	104	74

*Sound Pressure Level (SPL) is average spherical free-field re 20μPa, for comparative use only.
Power rating (watts, kW or BHP) does not include transmission losses.
The AMCA certified ratings seal applies to air performance only.



1400-352-6

960 r/min



Nominal Diameter

1400mm



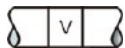
Hub Type

352



Number of Blades

6



BS ISO 5801:2017

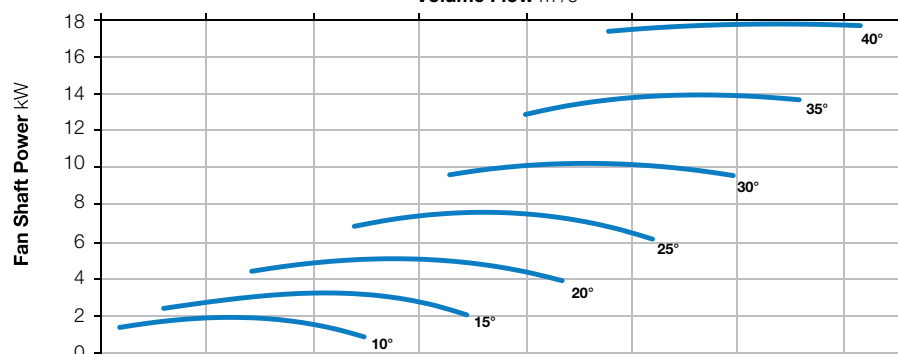
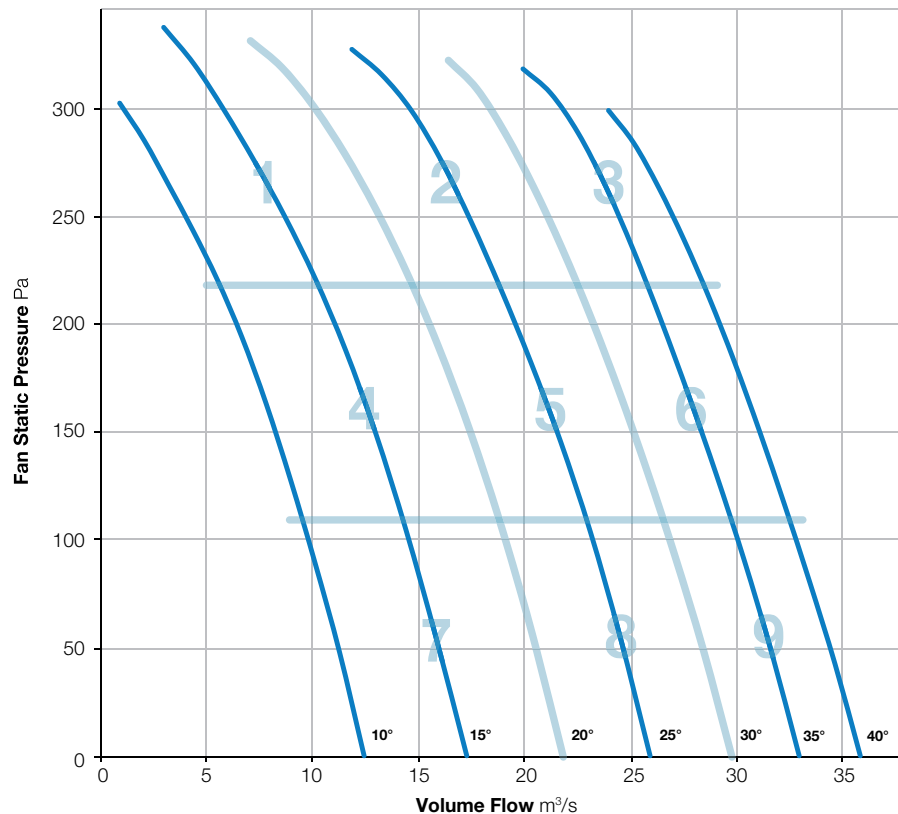
BS ISO 13347-2:2004

Type D installation

Form B



Elta Fans Limited certifies that the Axial Fans shown herein are licensed to bear the AMCA Seal. The ratings shown are based on tests and procedures performed in accordance with AMCA Publications 211 & 311 and comply with the requirements of the AMCA Certified Ratings Program. Performance certified is for Installation Type D: Ducted Inlet, Ducted Outlet. Performance ratings do not include the effects of appurtenances (accessories).



Zone		In-duct Sound Power Level (SWL) re 1pW									SPL dBA @ 3m*
		63Hz	125Hz	250Hz	500Hz	1kHz	2kHz	4kHz	8kHz	Total	
1	Inlet	94	93	100	102	97	94	90	84	106	82
	Outlet	96	97	100	100	96	93	89	86	106	81
2	Inlet	92	95	93	96	92	90	85	82	101	77
	Outlet	94	98	91	94	91	89	87	88	102	76
3	Inlet	95	100	96	94	95	92	88	86	104	79
	Outlet	96	100	95	95	94	93	91	90	104	79
4	Inlet	91	92	91	94	92	92	88	81	100	77
	Outlet	90	93	89	92	93	92	90	82	100	77
5	Inlet	92	97	94	95	90	89	82	77	102	76
	Outlet	92	98	90	91	88	87	85	87	101	74
6	Inlet	97	101	96	95	94	92	88	86	105	79
	Outlet	94	100	94	94	94	94	92	90	104	80
7	Inlet	90	92	91	89	87	86	86	78	98	73
	Outlet	91	93	88	88	86	86	85	78	98	72
8	Inlet	95	99	95	92	88	85	85	81	102	74
	Outlet	93	99	93	92	88	86	84	84	102	74
9	Inlet	96	100	96	95	93	91	87	85	104	78
	Outlet	95	100	93	93	93	92	89	89	103	78

*Sound Pressure Level (SPL) is average spherical free-field re 20μPa, for comparative use only. dBA levels are not licensed by AMCA International.

Power rating (watts, kW or BHP) does not include transmission losses.

The sound power level ratings shown are in decibels, referred to 10⁻¹² watts, calculated per AMCA Standard 301. Values shown are for inlet L_{wa} and outlet L_{wo} sound power levels for Installation Type D: ducted inlet, ducted outlet. Ratings include the effect of duct end correction.



1400-352-9

960 r/min



Nominal Diameter

1400mm



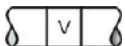
Hub Type

352



Number of Blades

9



BS ISO 5801:2017

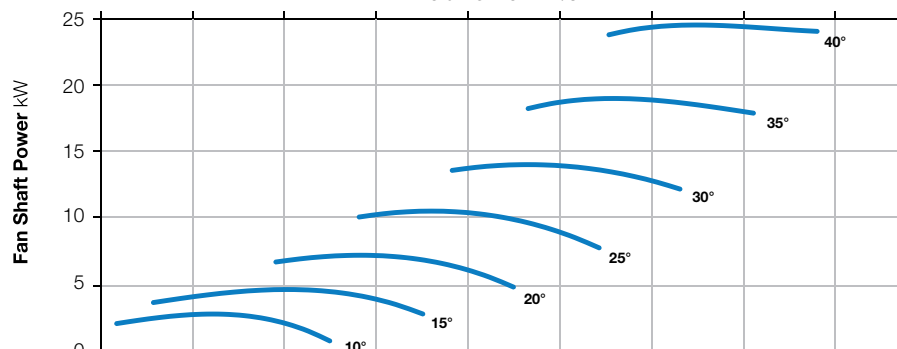
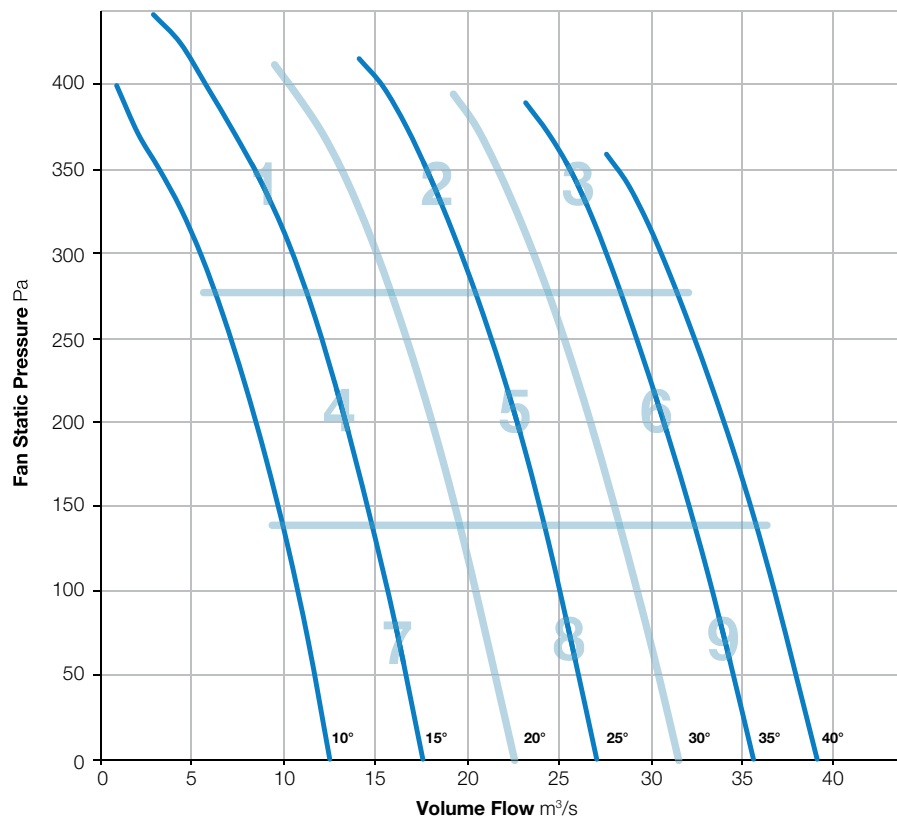
BS EN ISO 5136:2009

Type D installation

Form B



Elta Fans Limited certifies that the Axial Fans shown herein are licensed to bear the AMCA Seal. The ratings shown are based on tests and procedures performed in accordance with AMCA Publication 211 and comply with the requirements of the AMCA Certified Ratings Program. Performance certified is for Installation Type D: Ducted Inlet, Ducted Outlet. Performance ratings do not include the effects of appurtenances (accessories).



Zone		In-duct Sound Power Level (SWL) re 1pW									SPL dBA @ 3m*
		63Hz	125Hz	250Hz	500Hz	1kHz	2kHz	4kHz	8kHz	Total	
1	Inlet	88	86	95	99	98	92	86	83	103	81
	Outlet	89	85	94	99	98	93	87	80	103	81
2	Inlet	90	86	90	97	95	91	85	79	101	78
	Outlet	91	87	90	98	96	93	87	79	102	80
3	Inlet	100	97	98	96	95	91	88	84	105	79
	Outlet	102	99	98	96	94	91	88	85	106	79
4	Inlet	92	87	91	95	97	94	89	86	102	80
	Outlet	93	87	91	95	97	95	89	82	102	80
5	Inlet	97	95	95	92	92	90	87	83	102	76
	Outlet	98	95	96	93	92	92	88	82	103	77
6	Inlet	102	98	99	97	96	92	88	83	106	80
	Outlet	102	99	98	96	93	91	88	84	106	78
7	Inlet	95	94	93	91	92	91	92	92	102	78
	Outlet	96	91	94	92	93	93	92	89	102	79
8	Inlet	102	96	96	94	93	92	90	86	105	78
	Outlet	101	96	95	92	91	90	88	83	104	76
9	Inlet	103	99	103	100	97	91	86	80	108	81
	Outlet	100	98	101	102	96	93	87	80	107	82

*Sound Pressure Level (SPL) is average spherical free-field re 20μPa, for comparative use only.
Power rating (watts, kW or BHP) does not include transmission losses.
The AMCA certified ratings seal applies to air performance only.



1400-352-12

960 r/min



Nominal Diameter

1400mm



Hub Type

352



Number of Blades

12



BS ISO 5801:2017

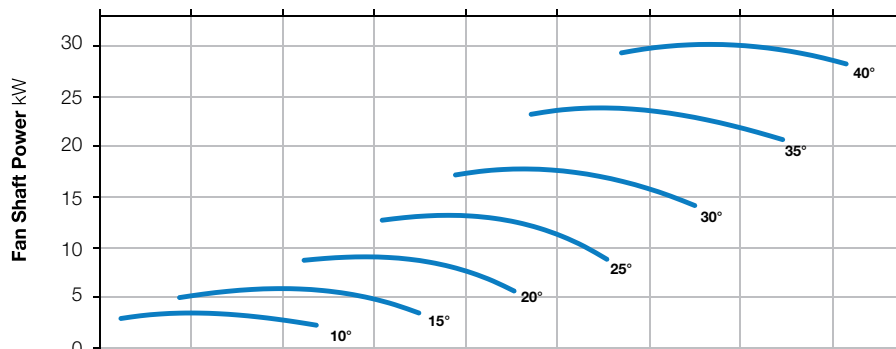
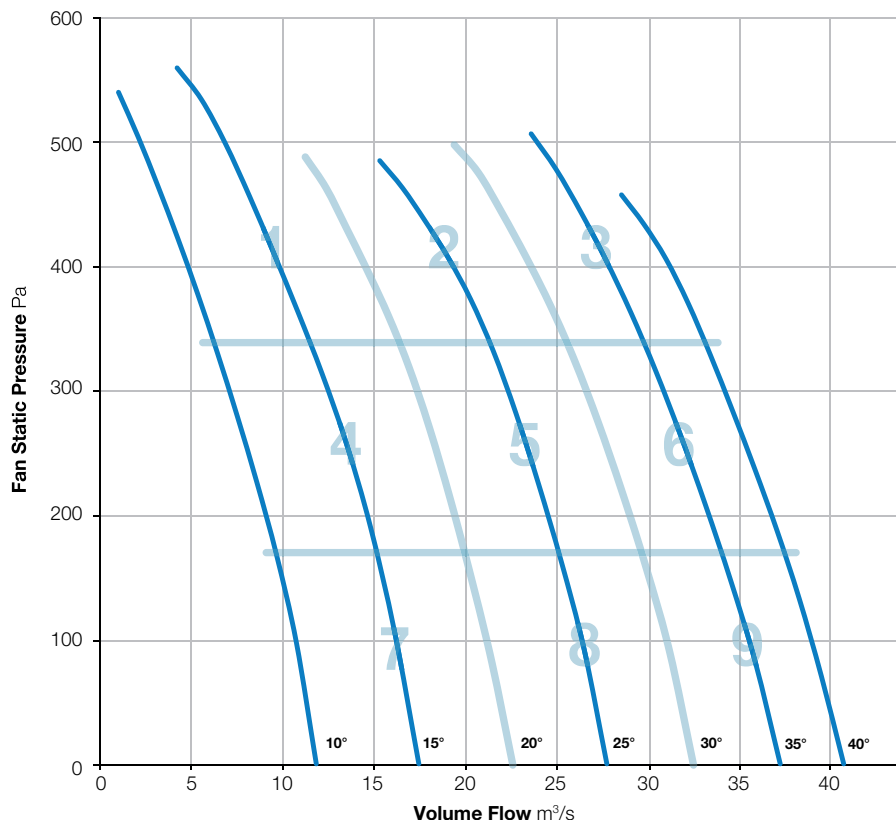
BS ISO 13347-2:2004

Type D installation

Form B



Elta Fans Limited certifies that the Axial Fans shown herein are licensed to bear the AMCA Seal. The ratings shown are based on tests and procedures performed in accordance with AMCA Publications 211 & 311 and comply with the requirements of the AMCA Certified Ratings Program. Performance certified is for Installation Type D: Ducted Inlet, Ducted Outlet. Performance ratings do not include the effects of appurtenances (accessories).



Zone		In-duct Sound Power Level (SWL) re 1pW									SPL dBA @ 3m*
		63Hz	125Hz	250Hz	500Hz	1kHz	2kHz	4kHz	8kHz	Total	
1	Inlet	92	97	102	101	98	94	89	81	107	82
	Outlet	95	101	104	98	95	92	89	85	107	81
2	Inlet	96	90	99	97	94	93	92	88	104	80
	Outlet	95	91	99	101	98	95	94	91	106	83
3	Inlet	96	88	96	95	96	94	90	89	103	80
	Outlet	96	90	95	96	98	96	93	93	104	82
4	Inlet	87	87	99	95	96	98	95	85	104	82
	Outlet	92	87	100	96	95	96	95	86	104	81
5	Inlet	94	86	97	95	92	91	91	86	102	78
	Outlet	93	87	96	95	93	91	91	89	102	78
6	Inlet	96	95	98	97	96	94	90	89	104	80
	Outlet	97	95	97	95	97	95	92	91	104	81
7	Inlet	87	84	97	90	89	90	91	83	100	76
	Outlet	88	82	97	91	90	93	89	81	100	77
8	Inlet	95	93	97	94	92	91	92	87	102	78
	Outlet	93	90	95	93	92	91	91	86	101	78
9	Inlet	96	94	98	97	96	93	90	89	104	80
	Outlet	97	95	97	97	96	94	91	91	104	81

*Sound Pressure Level (SPL) is average spherical free-field re 20µPa, for comparative use only. dBA levels are not licensed by AMCA International.

Power rating (watts, kW or BHP) does not include transmission losses.

The sound power level ratings shown are in decibels, referred to 10⁻¹² watts, calculated per AMCA Standard 301. Values shown are for inlet L_{wa} and outlet L_{wo} sound power levels for Installation Type D: ducted inlet, ducted outlet. Ratings include the effect of duct end correction.



1400-400-3

960 r/min



Nominal Diameter

1400mm



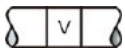
Hub Type

400



Number of Blades

3

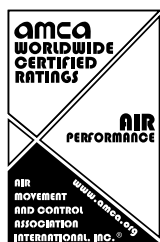


BS ISO 5801:2017

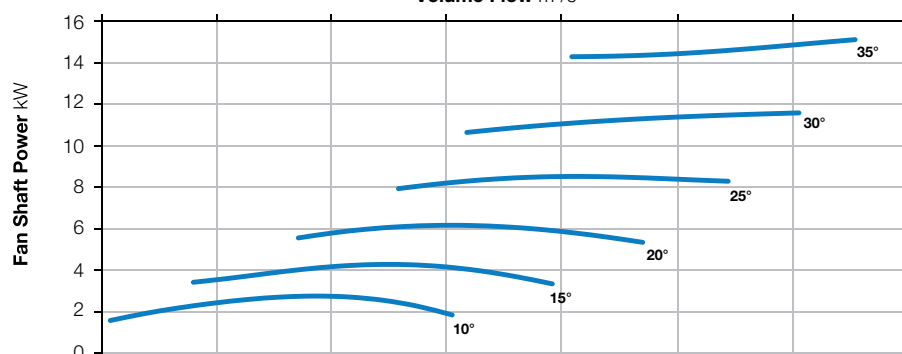
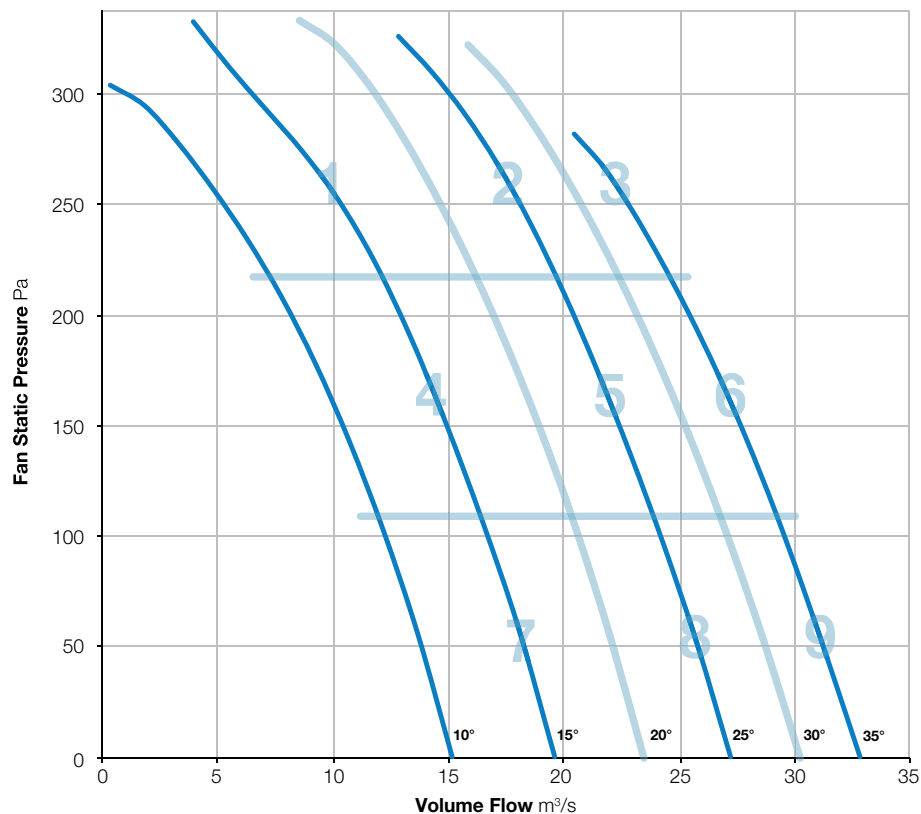
BS EN ISO 5136:2009

Type D installation

Form B



Elta Fans Limited certifies that the Axial Fans shown herein are licensed to bear the AMCA Seal. The ratings shown are based on tests and procedures performed in accordance with AMCA Publication 211 and comply with the requirements of the AMCA Certified Ratings Program. Performance certified is for Installation Type D: Ducted Inlet, Ducted Outlet. Performance ratings do not include the effects of appurtenances (accessories).



Zone		In-duct Sound Power Level (SWL) re 1pW									SPL dBA @ 3m*
		63Hz	125Hz	250Hz	500Hz	1kHz	2kHz	4kHz	8kHz	Total	
1	Inlet	97	94	95	96	92	90	86	77	102	77
	Outlet	97	95	94	95	92	89	85	78	102	76
2	Inlet	101	97	92	94	92	88	86	80	104	76
	Outlet	102	96	92	93	91	88	87	82	104	76
3	Inlet	104	100	97	99	94	91	88	81	107	79
	Outlet	105	102	98	99	95	92	90	84	108	80
4	Inlet	98	93	91	92	91	90	86	75	101	76
	Outlet	99	93	90	92	90	89	85	76	102	75
5	Inlet	101	96	93	95	93	89	85	78	104	77
	Outlet	102	96	93	94	92	88	85	80	104	76
6	Inlet	104	98	95	98	94	91	88	83	107	79
	Outlet	104	99	96	97	94	91	90	86	107	79
7	Inlet	98	93	91	93	91	91	87	75	102	76
	Outlet	99	94	91	92	90	89	85	75	102	75
8	Inlet	102	96	94	95	93	89	85	77	105	77
	Outlet	102	97	93	94	92	89	85	79	104	76
9	Inlet	104	98	95	98	94	90	88	83	107	79
	Outlet	105	99	96	97	94	91	90	86	107	79

*Sound Pressure Level (SPL) is average spherical free-field re 20μPa, for comparative use only.
Power rating (watts, kW or BHP) does not include transmission losses.
The AMCA certified ratings seal applies to air performance only.



1400-400-6

960 r/min



Nominal Diameter

1400mm



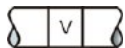
Hub Type

400



Number of Blades

6



BS ISO 5801:2017

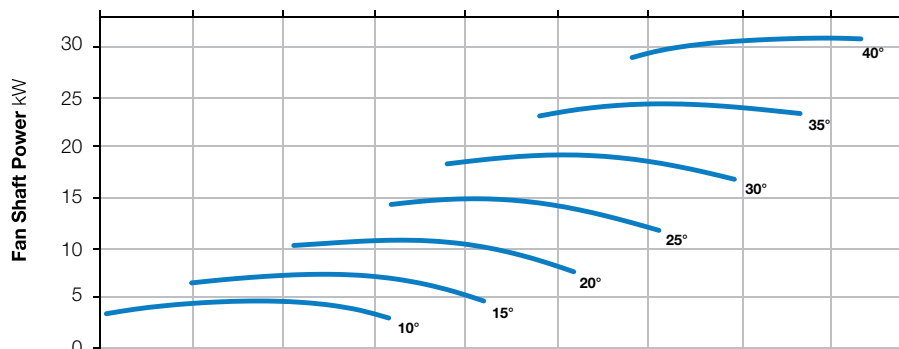
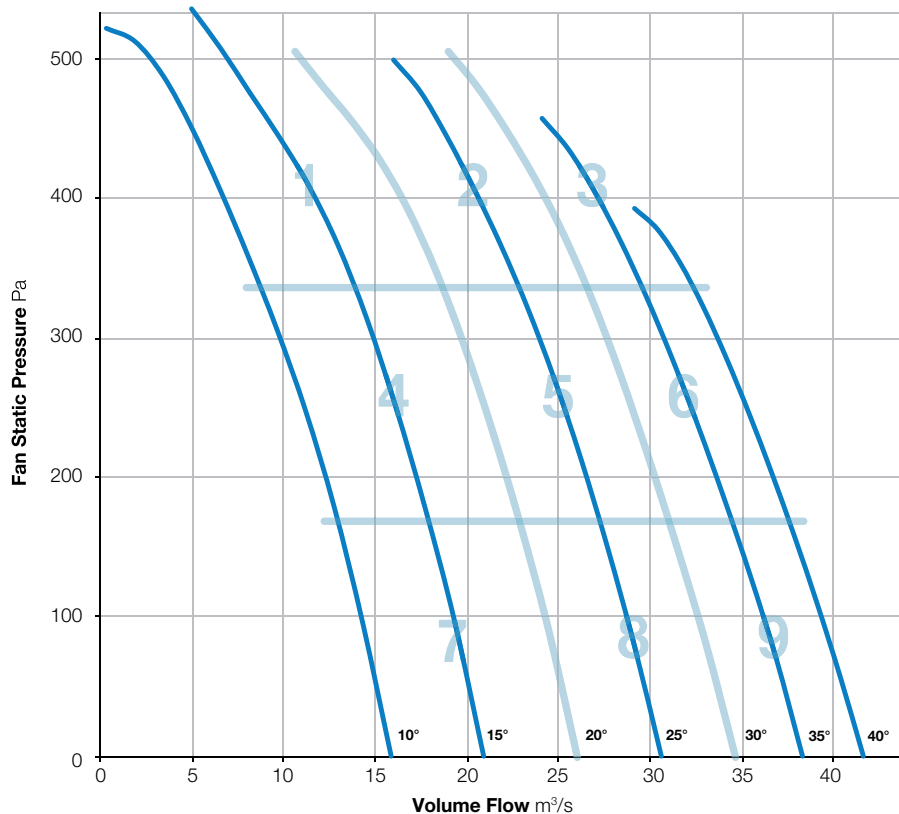
BS EN ISO 5136:2009

Type D installation

Form B



Elta Fans Limited certifies that the Axial Fans shown herein are licensed to bear the AMCA Seal. The ratings shown are based on tests and procedures performed in accordance with AMCA Publication 211 and comply with the requirements of the AMCA Certified Ratings Program. Performance certified is for Installation Type D: Ducted Inlet, Ducted Outlet. Performance ratings do not include the effects of appurtenances (accessories).



Zone		In-duct Sound Power Level (SWL) re 1pW									SPL dBA @ 3m*
		63Hz	125Hz	250Hz	500Hz	1kHz	2kHz	4kHz	8kHz	Total	
1	Inlet	96	98	101	101	97	92	87	79	106	81
	Outlet	100	99	100	100	96	92	86	79	106	81
2	Inlet	97	96	95	98	95	92	88	80	104	79
	Outlet	99	97	95	97	94	92	88	82	104	79
3	Inlet	102	98	97	98	96	92	89	83	106	80
	Outlet	104	100	98	98	97	93	91	86	108	81
4	Inlet	93	94	93	94	94	93	88	79	102	78
	Outlet	97	94	93	94	93	91	87	78	102	77
5	Inlet	97	97	94	96	93	91	87	79	103	78
	Outlet	99	97	94	96	92	91	87	80	104	77
6	Inlet	102	98	96	97	95	91	88	82	106	79
	Outlet	104	100	96	97	95	91	90	86	107	79
7	Inlet	93	94	93	95	93	92	88	77	101	78
	Outlet	96	95	93	94	92	90	86	76	102	76
8	Inlet	97	97	94	96	94	91	87	79	103	78
	Outlet	99	98	94	96	93	90	87	79	104	78
9	Inlet	105	99	96	97	95	91	88	83	107	79
	Outlet	105	101	97	97	95	92	90	86	108	80

*Sound Pressure Level (SPL) is average spherical free-field re 20μPa, for comparative use only.
Power rating (watts, kW or BHP) does not include transmission losses.
The AMCA certified ratings seal applies to air performance only.



1400-400-9

960 r/min



Nominal Diameter

1400mm



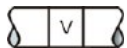
Hub Type

400



Number of Blades

9



BS ISO 5801:2017

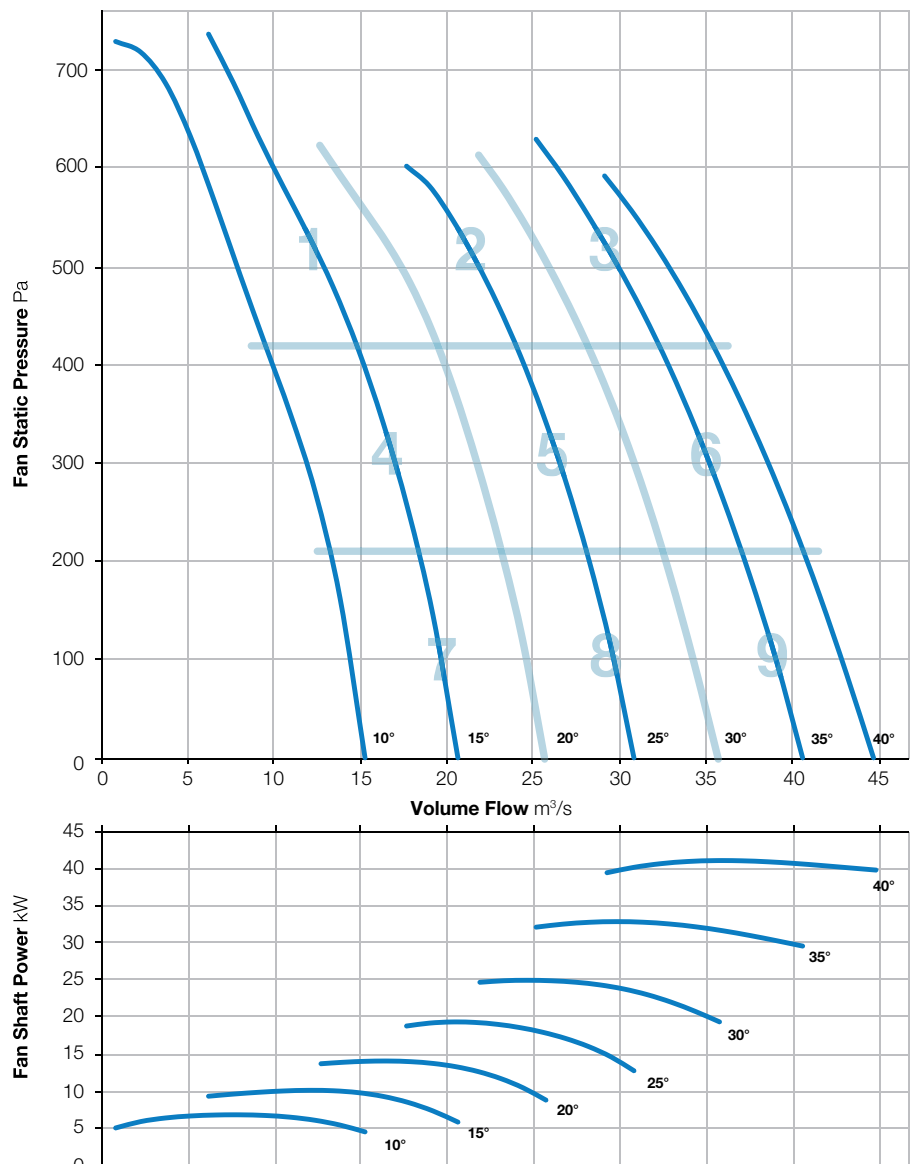
BS EN ISO 5136:2009

Type D installation

Form B



Elta Fans Limited certifies that the Axial Fans shown herein are licensed to bear the AMCA Seal. The ratings shown are based on tests and procedures performed in accordance with AMCA Publication 211 and comply with the requirements of the AMCA Certified Ratings Program. Performance certified is for Installation Type D: Ducted Inlet, Ducted Outlet. Performance ratings do not include the effects of appurtenances (accessories).



Zone		In-duct Sound Power Level (SWL) re 1pW									SPL dBA @ 3m*
		63Hz	125Hz	250Hz	500Hz	1kHz	2kHz	4kHz	8kHz	Total	
1	Inlet	93	96	100	101	99	95	89	80	106	83
	Outlet	94	98	99	100	98	94	88	80	106	82
2	Inlet	97	98	95	99	94	93	89	81	104	80
	Outlet	97	99	95	97	93	93	89	82	104	79
3	Inlet	98	99	97	97	95	92	89	83	105	79
	Outlet	100	100	97	97	96	92	91	86	106	80
4	Inlet	91	95	96	98	97	95	90	80	104	81
	Outlet	92	96	96	97	96	95	89	80	104	80
5	Inlet	97	98	95	98	95	94	89	80	104	80
	Outlet	97	100	95	97	94	93	89	80	105	79
6	Inlet	99	100	96	97	95	91	88	82	105	79
	Outlet	101	102	97	97	96	92	90	85	107	80
7	Inlet	91	96	94	97	95	93	89	80	103	79
	Outlet	91	97	93	96	94	92	88	79	102	78
8	Inlet	97	100	96	99	95	94	90	81	105	80
	Outlet	97	100	96	98	94	93	89	80	105	79
9	Inlet	100	99	98	98	96	95	92	87	106	81
	Outlet	101	101	98	98	96	95	93	89	107	81

*Sound Pressure Level (SPL) is average spherical free-field re 20μPa, for comparative use only.
Power rating (watts, kW or BHP) does not include transmission losses.
The AMCA certified ratings seal applies to air performance only.



1400-550-3

960 r/min



Nominal Diameter

1400mm



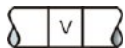
Hub Type

550



Number of Blades

3



BS ISO 5801:2017

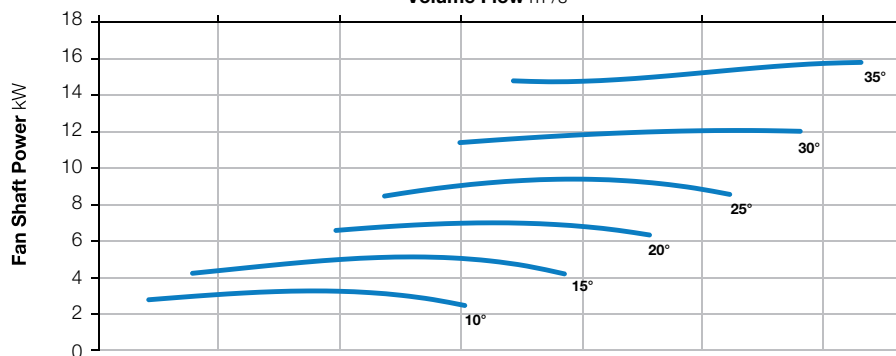
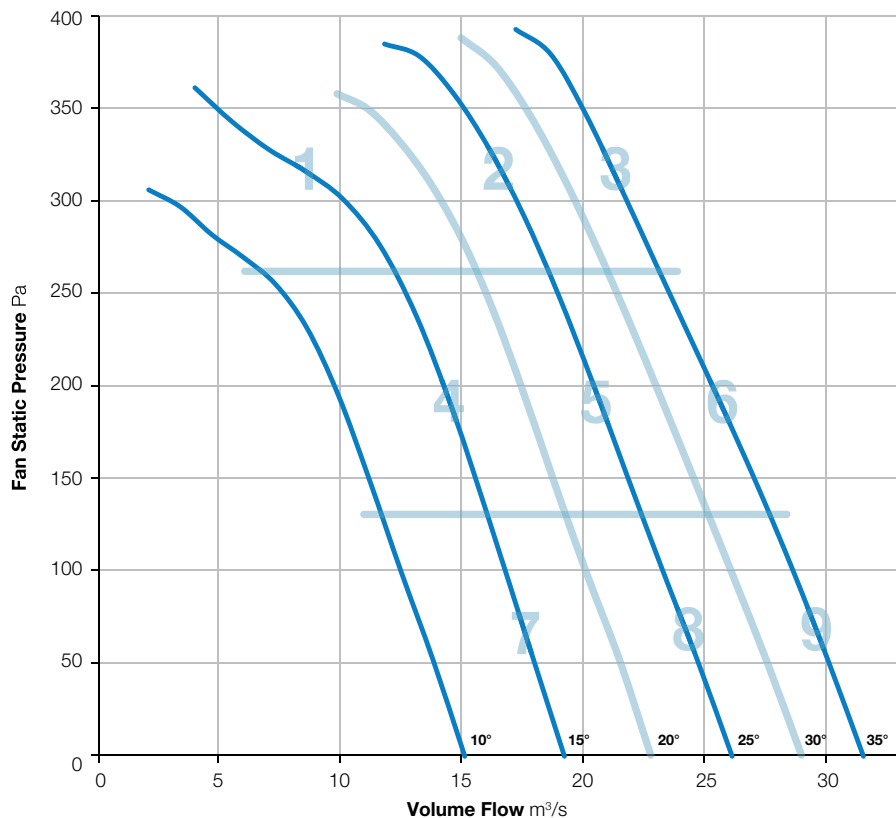
BS EN ISO 5136:2009

Type D installation

Form B



Elta Fans Limited certifies that the Axial Fans shown herein are licensed to bear the AMCA Seal. The ratings shown are based on tests and procedures performed in accordance with AMCA Publication 211 and comply with the requirements of the AMCA Certified Ratings Program. Performance certified is for Installation Type D: Ducted Inlet, Ducted Outlet. Performance ratings do not include the effects of appurtenances (accessories).



Zone		In-duct Sound Power Level (SWL) re 1pW									SPL dBA @ 3m*
		63Hz	125Hz	250Hz	500Hz	1kHz	2kHz	4kHz	8kHz	Total	
1	Inlet	97	93	91	93	90	88	84	76	101	75
	Outlet	100	93	90	92	90	87	83	78	102	74
2	Inlet	100	95	91	93	89	86	83	77	103	74
	Outlet	102	95	91	92	89	86	83	80	104	74
3	Inlet	105	99	95	96	92	89	86	81	107	77
	Outlet	105	100	96	96	93	90	88	83	107	78
4	Inlet	100	94	91	93	91	90	86	76	103	76
	Outlet	100	94	90	92	91	89	85	77	102	75
5	Inlet	102	95	92	94	91	88	84	77	104	75
	Outlet	102	96	91	93	91	87	84	79	104	75
6	Inlet	105	98	94	96	92	89	86	82	107	77
	Outlet	105	99	95	96	94	90	88	85	107	78
7	Inlet	102	92	90	91	91	89	85	75	103	75
	Outlet	100	93	89	90	91	88	84	76	102	74
8	Inlet	102	96	94	94	93	91	88	83	105	77
	Outlet	102	96	93	94	93	90	88	84	105	77
9	Inlet	107	98	95	95	93	89	86	82	108	77
	Outlet	106	99	96	95	93	89	88	85	108	78

*Sound Pressure Level (SPL) is average spherical free-field re 20μPa, for comparative use only.
Power rating (watts, kW or BHP) does not include transmission losses.
The AMCA certified ratings seal applies to air performance only.



1400-550-6

960 r/min



Nominal Diameter

1400mm



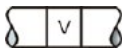
Hub Type

550



Number of Blades

6



BS ISO 5801:2017

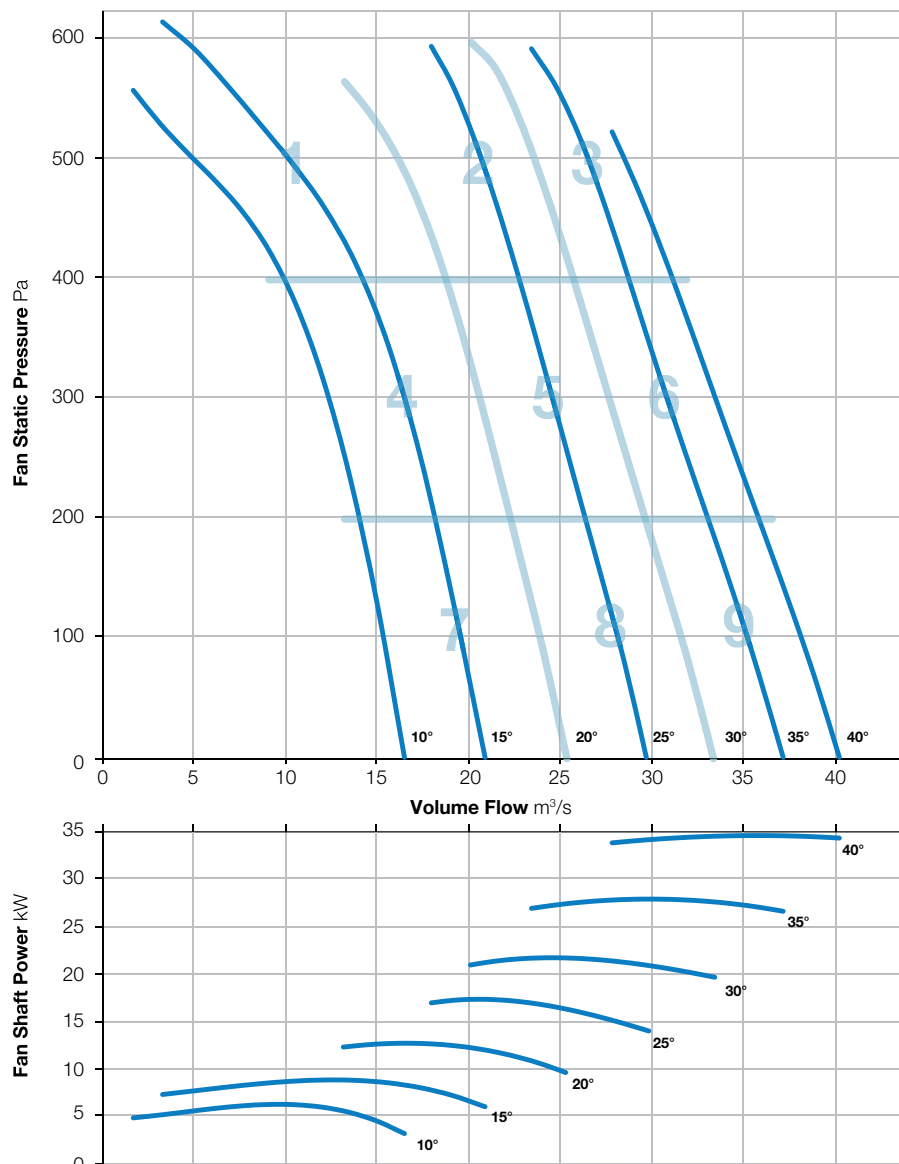
BS EN ISO 5136:2009

Type D installation

Form B



Elta Fans Limited certifies that the Axial Fans shown herein are licensed to bear the AMCA Seal. The ratings shown are based on tests and procedures performed in accordance with AMCA Publication 211 and comply with the requirements of the AMCA Certified Ratings Program. Performance certified is for Installation Type D: Ducted Inlet, Ducted Outlet. Performance ratings do not include the effects of appurtenances (accessories).



Zone		In-duct Sound Power Level (SWL) re 1pW									SPL dBA @ 3m*
		63Hz	125Hz	250Hz	500Hz	1kHz	2kHz	4kHz	8kHz	Total	
1	Inlet	95	97	101	103	98	93	87	79	107	83
	Outlet	97	99	101	101	97	93	87	80	107	82
2	Inlet	99	99	96	98	93	90	87	80	105	78
	Outlet	100	101	95	96	92	90	87	83	105	78
3	Inlet	101	100	96	97	93	90	87	82	105	78
	Outlet	102	101	97	97	94	91	89	85	106	79
4	Inlet	96	98	95	97	94	94	89	80	104	79
	Outlet	96	98	94	95	94	93	88	81	103	78
5	Inlet	98	99	94	97	93	91	86	79	104	78
	Outlet	98	100	94	95	92	90	86	80	104	77
6	Inlet	101	101	97	98	93	90	87	81	106	79
	Outlet	102	103	97	98	94	91	89	84	107	79
7	Inlet	92	96	94	95	93	93	88	78	102	78
	Outlet	93	97	94	94	93	92	86	77	102	77
8	Inlet	99	99	95	96	93	92	87	79	104	78
	Outlet	98	99	94	94	92	91	86	79	104	77
9	Inlet	102	101	96	98	94	90	87	81	106	79
	Outlet	103	103	97	99	95	92	89	85	108	80

*Sound Pressure Level (SPL) is average spherical free-field re 20μPa, for comparative use only.
Power rating (watts, kW or BHP) does not include transmission losses.
The AMCA certified ratings seal applies to air performance only.



1400-550-9

960 r/min



Nominal Diameter

1400mm



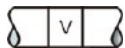
Hub Type

550



Number of Blades

9



BS ISO 5801:2017

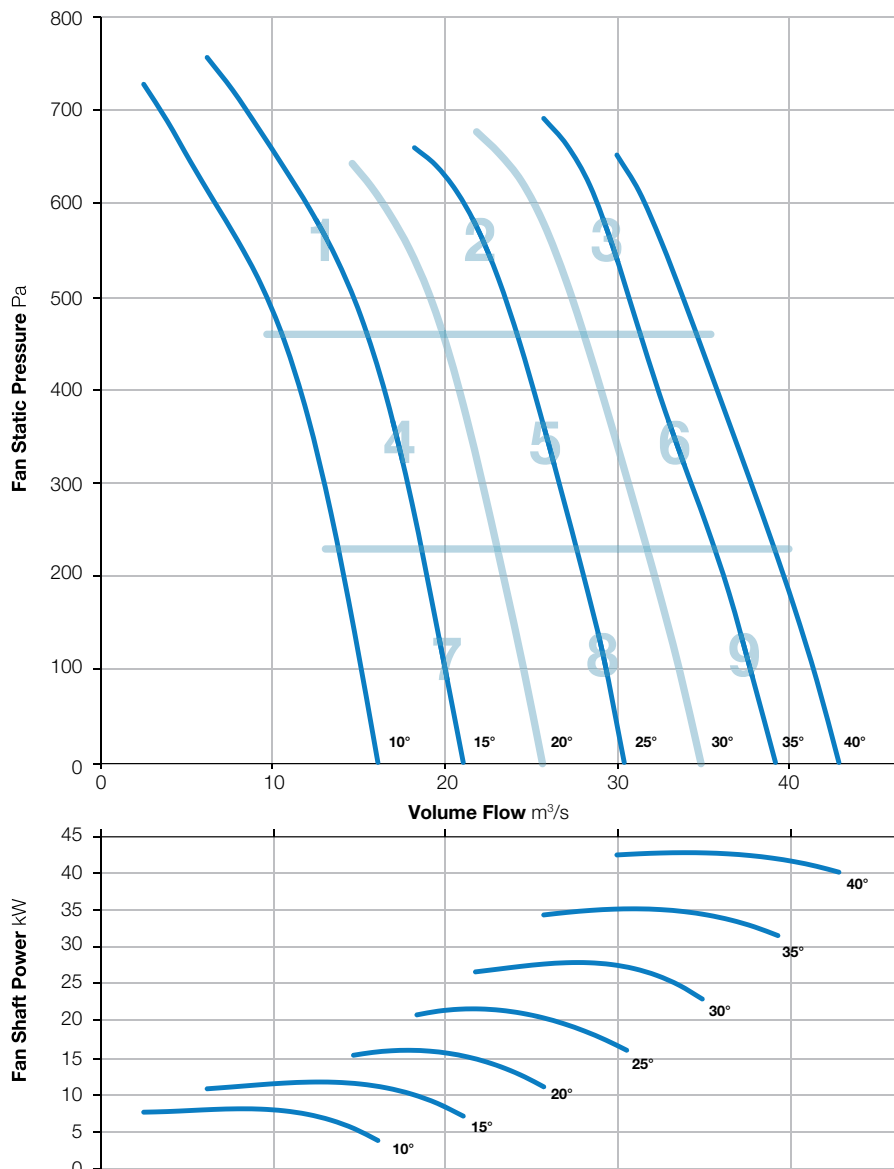
BS EN ISO 5136:2009

Type D installation

Form B



Elta Fans Limited certifies that the Axial Fans shown herein are licensed to bear the AMCA Seal. The ratings shown are based on tests and procedures performed in accordance with AMCA Publication 211 and comply with the requirements of the AMCA Certified Ratings Program. Performance certified is for Installation Type D: Ducted Inlet, Ducted Outlet. Performance ratings do not include the effects of appurtenances (accessories).



Zone		In-duct Sound Power Level (SWL) re 1pW									SPL dBA @ 3m*
		63Hz	125Hz	250Hz	500Hz	1kHz	2kHz	4kHz	8kHz	Total	
1	Inlet	98	96	98	101	98	96	90	81	106	82
	Outlet	99	97	98	100	98	95	89	81	106	82
2	Inlet	101	98	98	101	95	93	89	81	106	81
	Outlet	102	99	98	100	95	93	89	82	107	81
3	Inlet	101	100	100	100	96	92	89	83	107	81
	Outlet	102	102	101	100	98	94	91	86	108	82
4	Inlet	99	96	97	99	97	96	91	82	105	82
	Outlet	101	96	97	98	96	96	90	82	106	81
5	Inlet	103	98	99	101	96	94	90	81	107	82
	Outlet	103	99	99	99	96	94	89	82	107	81
6	Inlet	105	99	100	99	95	92	88	82	108	80
	Outlet	105	102	101	100	96	93	90	85	109	81
7	Inlet	99	96	98	98	96	96	90	80	105	81
	Outlet	99	96	98	97	96	95	89	79	105	80
8	Inlet	105	99	100	100	97	96	91	82	108	82
	Outlet	104	99	100	100	97	95	90	81	108	82
9	Inlet	105	101	102	100	96	93	89	81	109	81
	Outlet	106	103	102	101	97	95	90	85	110	82

*Sound Pressure Level (SPL) is average spherical free-field re 20μPa, for comparative use only.
Power rating (watts, kW or BHP) does not include transmission losses.
The AMCA certified ratings seal applies to air performance only.



1400-550-12

960 r/min



Nominal Diameter

1400mm



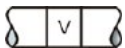
Hub Type

550



Number of Blades

12



BS ISO 5801:2017

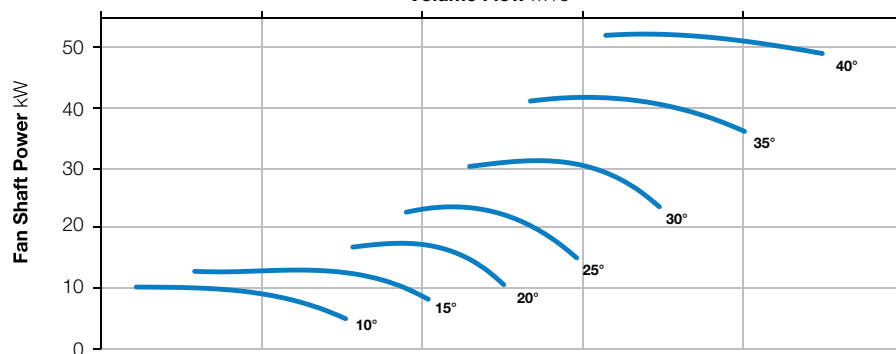
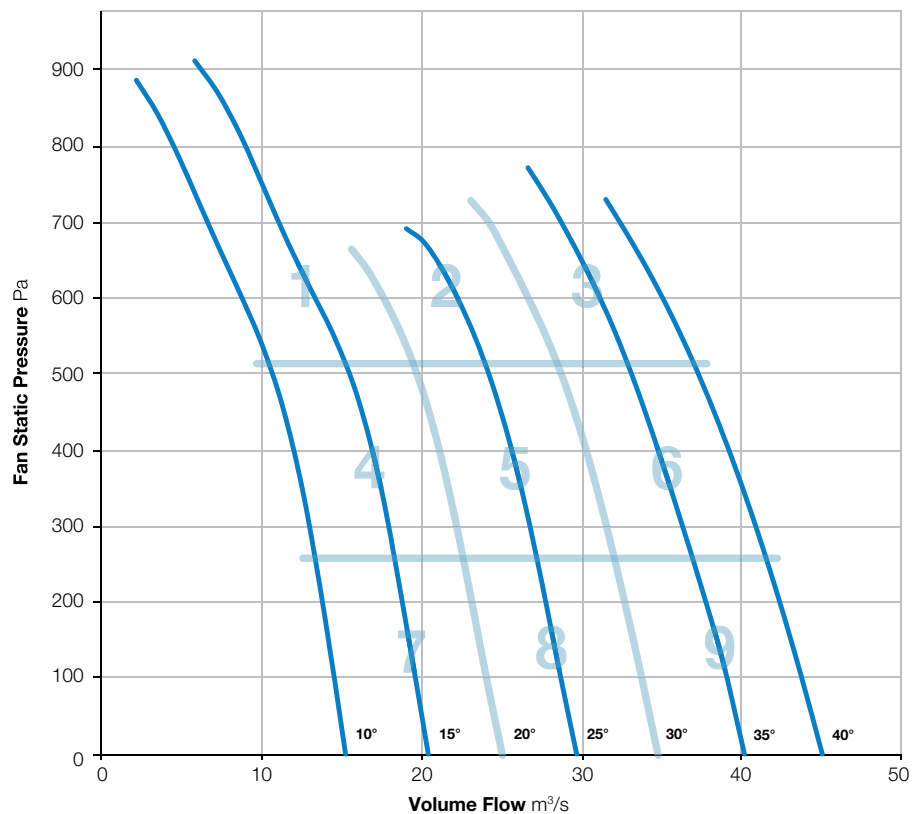
BS ISO 13347-2:2004

Type D installation

Form B



Elta Fans Limited certifies that the Axial Fans shown herein are licensed to bear the AMCA Seal. The ratings shown are based on tests and procedures performed in accordance with AMCA Publications 211 & 311 and comply with the requirements of the AMCA Certified Ratings Program. Performance certified is for Installation Type D: Ducted Inlet, Ducted Outlet. Performance ratings do not include the effects of appurtenances (accessories).



Zone		In-duct Sound Power Level (SWL) re 1pW									SPL dBA @ 3m*
		63Hz	125Hz	250Hz	500Hz	1kHz	2kHz	4kHz	8kHz	Total	
1	Inlet	96	109	104	101	94	88	83	82	111	81
	Outlet	99	107	103	101	94	89	85	84	110	81
2	Inlet	95	95	99	96	93	88	84	83	103	77
	Outlet	96	94	98	97	94	89	86	86	103	78
3	Inlet	97	98	99	96	92	90	86	88	104	78
	Outlet	98	96	99	97	95	91	89	89	105	79
4	Inlet	86	91	95	100	96	92	84	81	103	80
	Outlet	90	94	96	102	98	94	86	85	105	82
5	Inlet	95	95	98	95	93	87	82	80	103	77
	Outlet	96	94	98	95	93	87	83	83	103	77
6	Inlet	98	99	99	97	94	90	87	85	105	79
	Outlet	99	98	99	96	95	90	85	86	105	79
7	Inlet	89	94	96	97	92	89	86	80	102	77
	Outlet	89	95	96	96	93	89	86	82	102	77
8	Inlet	96	98	99	96	94	88	85	80	104	78
	Outlet	97	96	98	97	93	89	85	83	104	78
9	Inlet	99	100	98	97	93	91	90	88	105	79
	Outlet	100	99	98	97	96	92	89	88	106	80

*Sound Pressure Level (SPL) is average spherical free-field re 20μPa, for comparative use only. dBA levels are not licensed by AMCA International.

Power rating (watts, kW or BHP) does not include transmission losses.

The sound power level ratings shown are in decibels, referred to 10⁻¹² watts, calculated per AMCA Standard 301. Values shown are for inlet L_{wa} and outlet L_{wo} sound power levels for Installation Type D: ducted inlet, ducted outlet. Ratings include the effect of duct end correction.



1400-352-3

1440 r/min



Nominal Diameter

1400mm



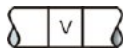
Hub Type

352



Number of Blades

3



BS ISO 5801:2017

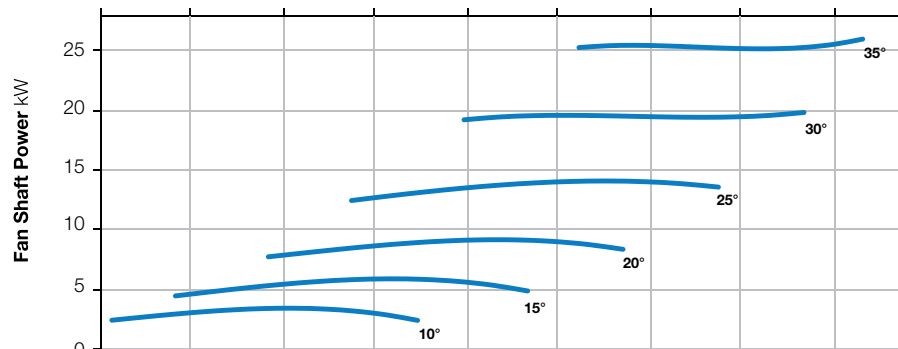
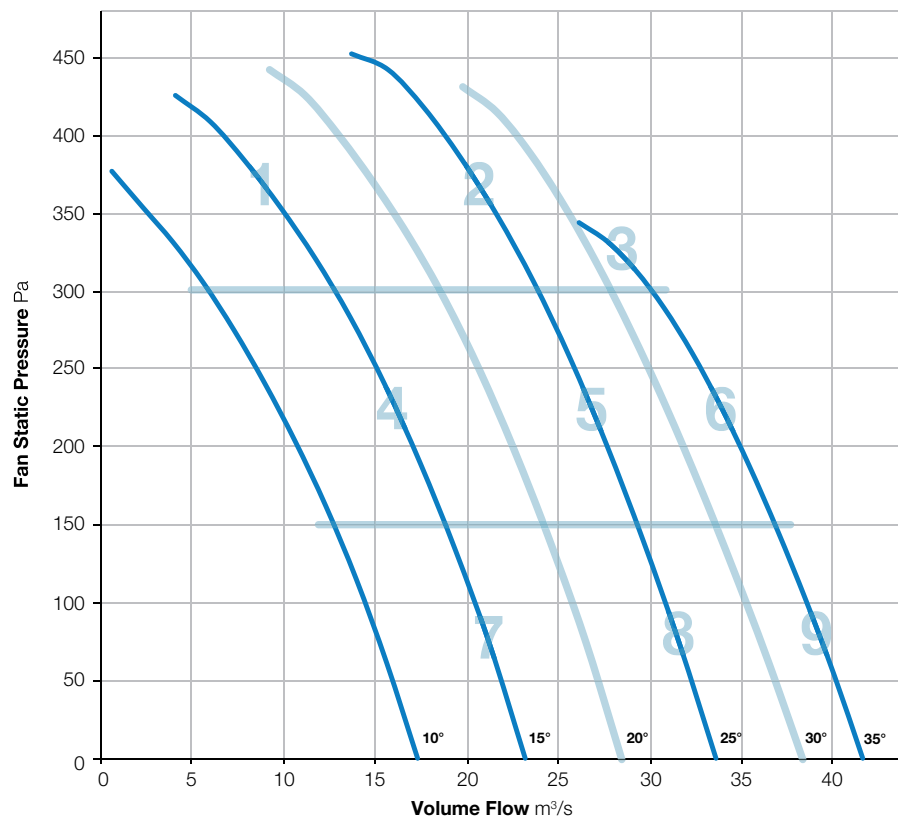
BS EN ISO 5136:2009

Type D installation

Form B



Elta Fans Limited certifies that the Axial Fans shown herein are licensed to bear the AMCA Seal. The ratings shown are based on tests and procedures performed in accordance with AMCA Publication 211 and comply with the requirements of the AMCA Certified Ratings Program. Performance certified is for Installation Type D: Ducted Inlet, Ducted Outlet. Performance ratings do not include the effects of appurtenances (accessories).



Zone		In-duct Sound Power Level (SWL) re 1pW									SPL dBA @ 3m*
		63Hz	125Hz	250Hz	500Hz	1kHz	2kHz	4kHz	8kHz	Total	
1	Inlet	94	91	96	106	106	99	93	88	110	88
	Outlet	96	91	94	106	106	99	93	86	110	88
2	Inlet	103	102	102	99	98	95	95	95	109	83
	Outlet	104	101	101	100	99	97	96	91	109	84
3	Inlet	111	106	104	106	102	101	95	91	114	87
	Outlet	110	106	104	105	100	99	94	91	113	86
4	Inlet	96	93	97	97	99	97	92	89	105	82
	Outlet	96	93	94	98	99	98	92	85	105	83
5	Inlet	105	100	101	98	94	93	91	87	108	80
	Outlet	105	101	99	95	94	91	89	88	108	79
6	Inlet	110	105	102	103	99	99	96	92	113	85
	Outlet	109	105	103	102	97	97	95	92	112	84
7	Inlet	102	100	99	98	96	94	90	93	107	81
	Outlet	103	99	99	97	96	95	89	87	107	81
8	Inlet	106	102	100	99	93	92	89	85	109	80
	Outlet	105	101	99	96	93	90	87	86	108	78
9	Inlet	109	105	103	101	98	96	94	91	112	84
	Outlet	108	104	100	100	96	96	94	93	111	83

*Sound Pressure Level (SPL) is average spherical free-field re 20μPa, for comparative use only.
Power rating (watts, kW or BHP) does not include transmission losses.
The AMCA certified ratings seal applies to air performance only.



1400-352-6

1440 r/min



Nominal Diameter

1400mm



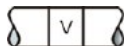
Hub Type

352



Number of Blades

6



BS ISO 5801:2017

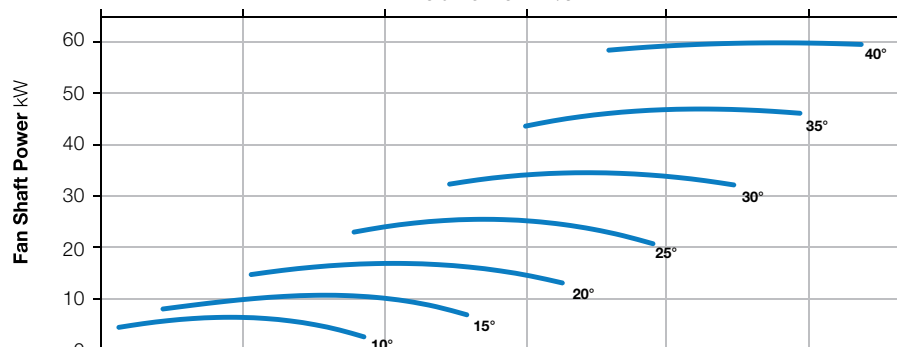
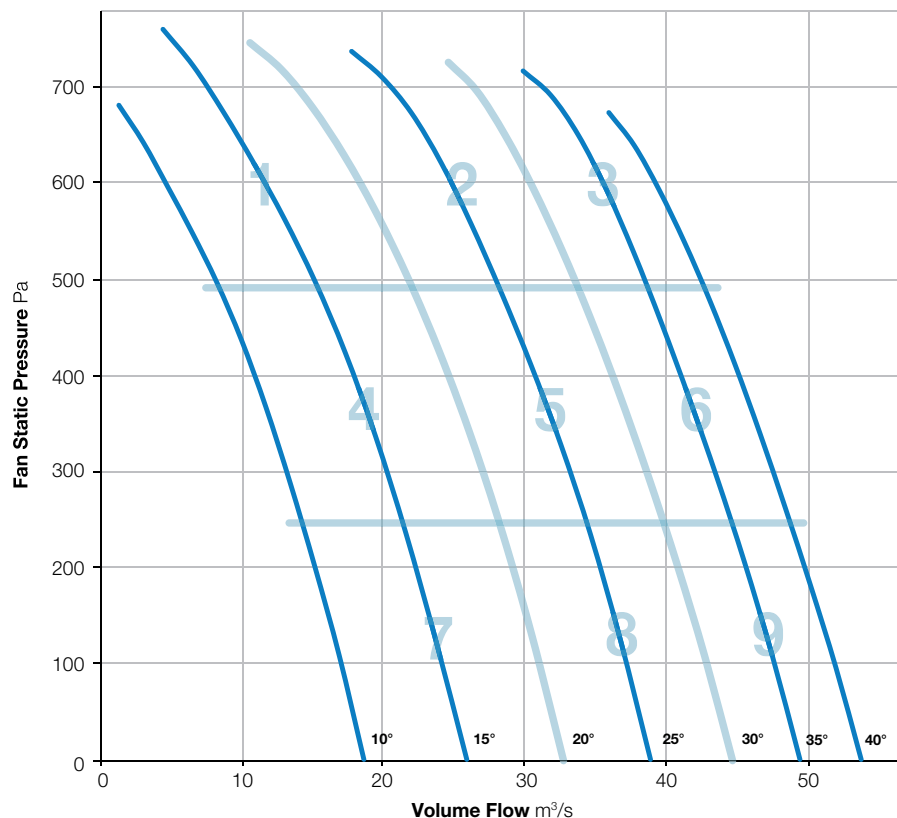
BS ISO 13347-2:2004

Type D installation

Form B



Elta Fans Limited certifies that the Axial Fans shown herein are licensed to bear the AMCA Seal. The ratings shown are based on tests and procedures performed in accordance with AMCA Publications 211 & 311 and comply with the requirements of the AMCA Certified Ratings Program. Performance certified is for Installation Type D: Ducted Inlet, Ducted Outlet. Performance ratings do not include the effects of appurtenances (accessories).



Zone		In-duct Sound Power Level (SWL) re 1pW									SPL dBA @ 3m*
		63Hz	125Hz	250Hz	500Hz	1kHz	2kHz	4kHz	8kHz	Total	
1	Inlet	96	100	102	111	112	105	98	94	115	94
	Outlet	97	102	103	110	111	103	98	97	115	93
2	Inlet	93	100	102	107	108	104	99	96	113	91
	Outlet	95	100	99	102	107	102	99	98	111	89
3	Inlet	98	103	104	106	104	103	99	98	112	89
	Outlet	100	104	104	105	105	102	101	100	112	89
4	Inlet	96	101	100	105	102	99	95	93	109	86
	Outlet	95	101	99	104	105	99	97	95	110	88
5	Inlet	95	103	101	102	104	99	96	93	110	87
	Outlet	97	100	98	101	103	97	96	94	108	86
6	Inlet	97	105	103	102	103	100	99	96	111	87
	Outlet	101	103	102	102	104	101	101	100	111	88
7	Inlet	95	100	98	100	96	91	88	89	106	81
	Outlet	93	101	96	99	97	91	89	93	106	81
8	Inlet	97	102	99	102	102	98	94	94	109	85
	Outlet	98	100	99	100	103	96	95	94	108	85
9	Inlet	101	106	110	103	103	99	97	93	113	87
	Outlet	101	110	107	102	105	100	101	97	114	89

*Sound Pressure Level (SPL) is average spherical free-field re 20μPa, for comparative use only. dBA levels are not licensed by AMCA International.

Power rating (watts, kW or BHP) does not include transmission losses.

The sound power level ratings shown are in decibels, referred to 10⁻¹² watts, calculated per AMCA Standard 301. Values shown are for inlet L_{wa} and outlet L_{wb} sound power levels for Installation Type D: ducted inlet, ducted outlet. Ratings include the effect of duct end correction.



1400-352-9

1440 r/min



Nominal Diameter

1400mm



Hub Type

352



Number of Blades

9



BS ISO 5801:2017

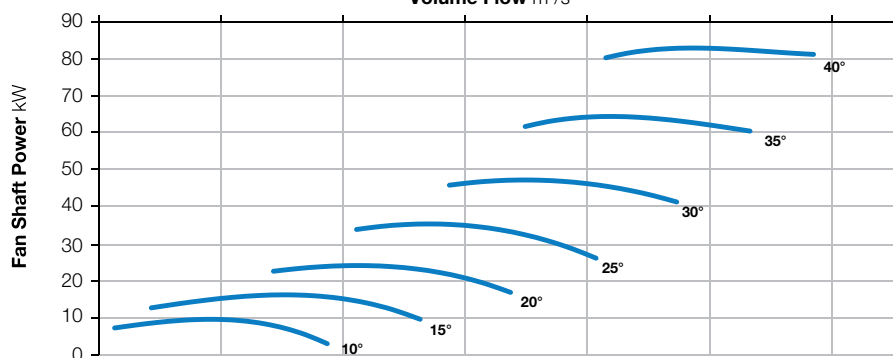
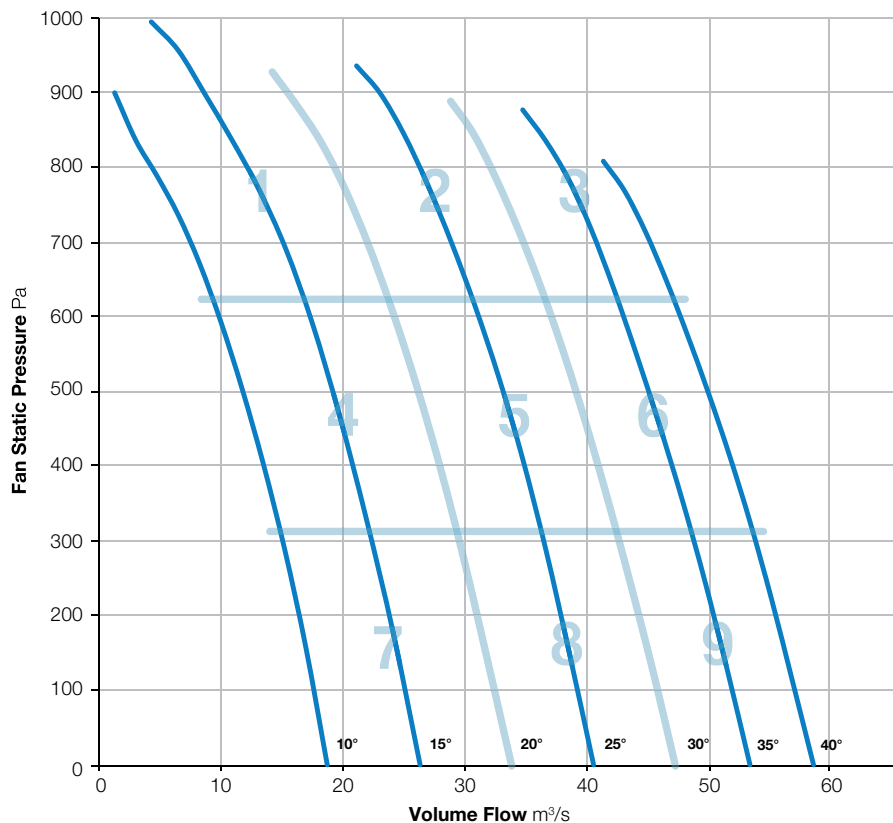
BS EN ISO 5136:2009

Type D installation

Form B



Elta Fans Limited certifies that the Axial Fans shown herein are licensed to bear the AMCA Seal. The ratings shown are based on tests and procedures performed in accordance with AMCA Publication 211 and comply with the requirements of the AMCA Certified Ratings Program. Performance certified is for Installation Type D: Ducted Inlet, Ducted Outlet. Performance ratings do not include the effects of appurtenances (accessories).



Zone		In-duct Sound Power Level (SWL) re 1pW									SPL dBA @ 3m*
		63Hz	125Hz	250Hz	500Hz	1kHz	2kHz	4kHz	8kHz	Total	
1	Inlet	97	94	100	108	110	107	100	95	114	93
	Outlet	96	93	99	108	110	108	100	91	114	93
2	Inlet	108	103	102	106	104	103	101	95	113	89
	Outlet	108	102	101	104	104	102	101	95	112	88
3	Inlet	109	102	104	104	105	102	98	94	113	88
	Outlet	110	103	103	103	103	102	99	95	113	88
4	Inlet	97	94	99	102	106	106	100	96	111	90
	Outlet	98	95	99	103	107	107	101	92	112	91
5	Inlet	108	104	103	102	100	99	98	93	112	86
	Outlet	107	103	102	101	100	98	96	91	111	85
6	Inlet	108	103	104	103	102	100	96	92	112	86
	Outlet	109	106	104	103	101	100	98	95	113	86
7	Inlet	101	99	102	101	102	102	101	98	110	88
	Outlet	101	98	102	101	102	103	101	94	110	88
8	Inlet	108	105	104	103	99	97	96	94	112	85
	Outlet	108	103	103	103	97	98	97	95	112	85
9	Inlet	111	106	107	105	104	102	98	93	115	88
	Outlet	111	106	106	102	103	101	98	94	114	87

*Sound Pressure Level (SPL) is average spherical free-field re 20μPa, for comparative use only.
Power rating (watts, kW or BHP) does not include transmission losses.
The AMCA certified ratings seal applies to air performance only.



1400-352-12

1440 r/min



Nominal Diameter

1400mm



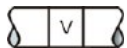
Hub Type

352



Number of Blades

12



BS ISO 5801:2017

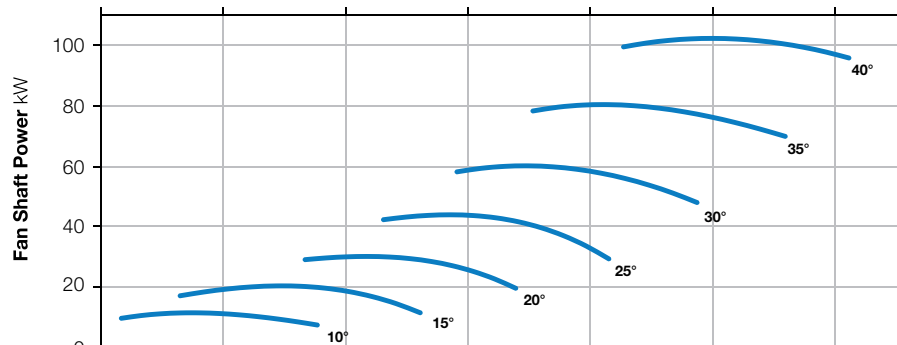
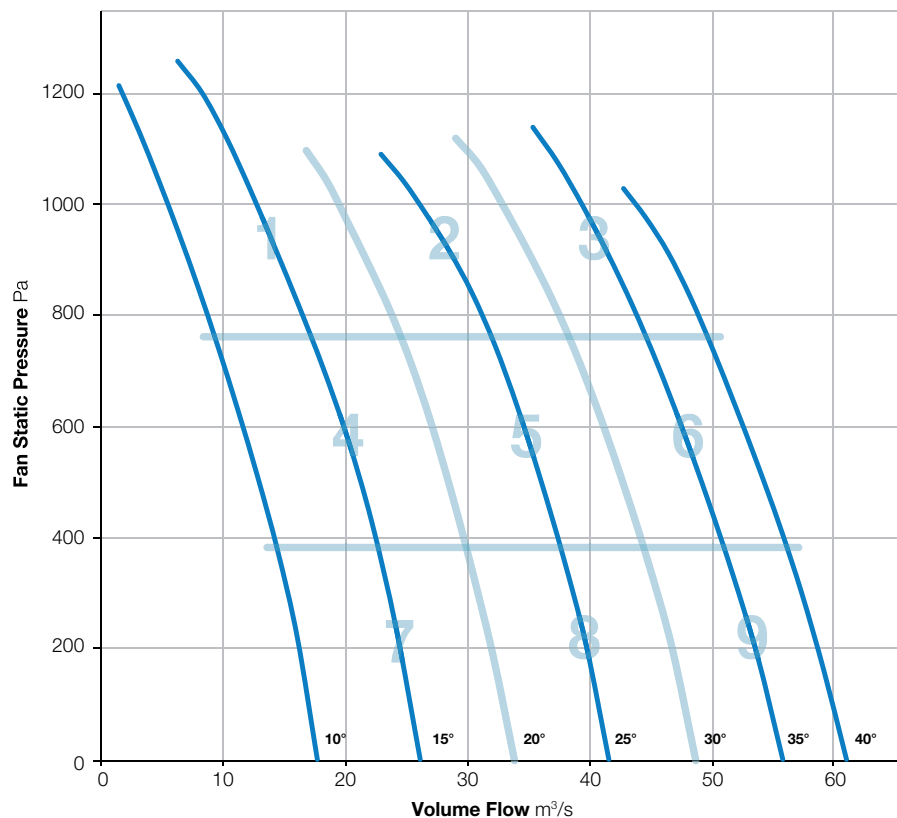
BS ISO 13347-2:2004

Type D installation

Form B



Elta Fans Limited certifies that the Axial Fans shown herein are licensed to bear the AMCA Seal. The ratings shown are based on tests and procedures performed in accordance with AMCA Publications 211 & 311 and comply with the requirements of the AMCA Certified Ratings Program. Performance certified is for Installation Type D: Ducted Inlet, Ducted Outlet. Performance ratings do not include the effects of appurtenances (accessories).



Zone		In-duct Sound Power Level (SWL) re 1pW									SPL dBA @ 3m*
		63Hz	125Hz	250Hz	500Hz	1kHz	2kHz	4kHz	8kHz	Total	
1	Inlet	100	102	112	113	110	102	99	93	117	93
	Outlet	102	100	111	111	109	103	99	98	116	92
2	Inlet	96	95	103	115	113	108	101	98	118	96
	Outlet	99	96	101	114	114	110	107	100	118	97
3	Inlet	101	99	107	104	108	105	98	95	113	91
	Outlet	102	98	105	102	106	103	100	98	112	89
4	Inlet	97	96	104	107	109	105	100	98	113	92
	Outlet	99	96	102	105	110	106	99	100	113	92
5	Inlet	99	94	106	104	103	102	98	95	111	88
	Outlet	101	95	104	103	103	105	99	97	111	89
6	Inlet	105	102	112	106	108	103	100	95	115	91
	Outlet	106	105	111	103	106	105	104	101	115	91
7	Inlet	95	95	101	103	102	103	95	96	109	87
	Outlet	97	93	100	103	102	101	95	98	109	87
8	Inlet	101	100	108	103	101	99	98	98	111	87
	Outlet	102	102	106	102	100	100	99	98	111	87
9	Inlet	105	106	113	108	106	103	99	95	116	91
	Outlet	105	108	109	107	107	105	103	100	115	92

*Sound Pressure Level (SPL) is average spherical free-field re 20μPa, for comparative use only. dBA levels are not licensed by AMCA International.

Power rating (watts, kW or BHP) does not include transmission losses.

The sound power level ratings shown are in decibels, referred to 10⁻¹² watts, calculated per AMCA Standard 301. Values shown are for inlet L_{wa} and outlet L_{wo} sound power levels for Installation Type D: ducted inlet, ducted outlet. Ratings include the effect of duct end correction.



1400-400-3

1440 r/min



Nominal Diameter

1400mm



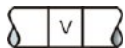
Hub Type

400



Number of Blades

3



BS ISO 5801:2017

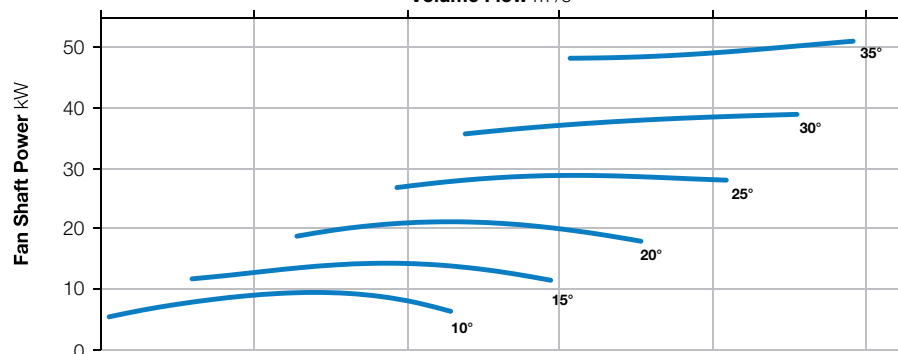
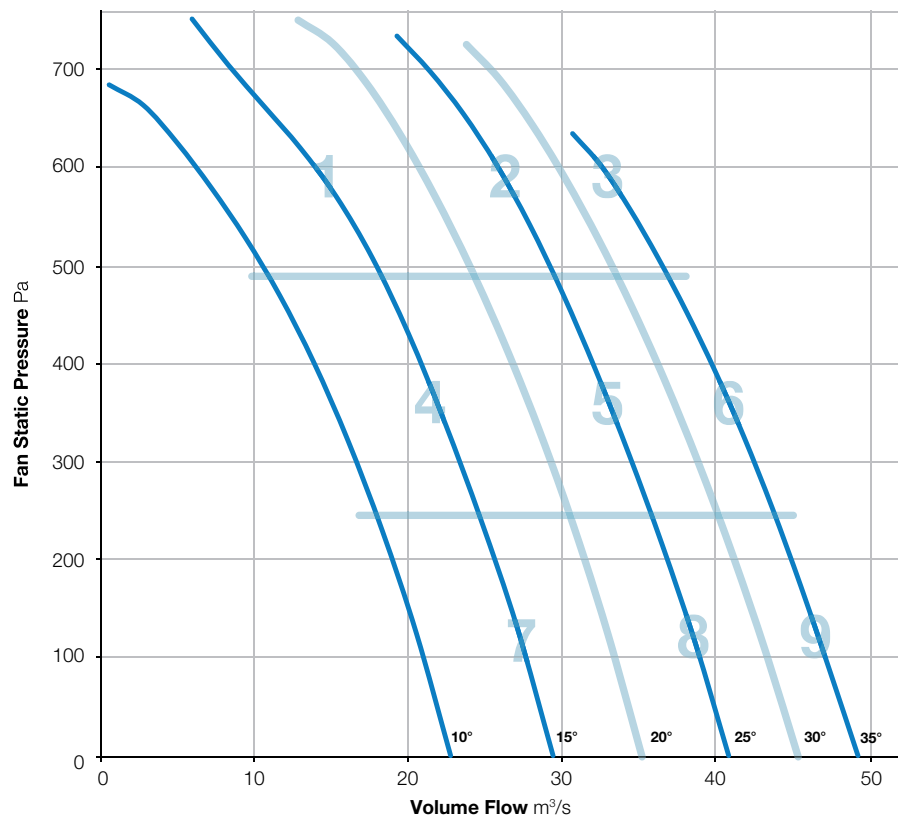
BS EN ISO 5136:2009

Type D installation

Form B



Elta Fans Limited certifies that the Axial Fans shown herein are licensed to bear the AMCA Seal. The ratings shown are based on tests and procedures performed in accordance with AMCA Publication 211 and comply with the requirements of the AMCA Certified Ratings Program. Performance certified is for Installation Type D: Ducted Inlet, Ducted Outlet. Performance ratings do not include the effects of appurtenances (accessories).



Zone		In-duct Sound Power Level (SWL) re 1pW									SPL dBA @ 3m*
		63Hz	125Hz	250Hz	500Hz	1kHz	2kHz	4kHz	8kHz	Total	
1	Inlet	106	101	102	105	103	99	95	90	111	87
	Outlet	109	101	102	104	102	98	95	90	112	86
2	Inlet	111	104	102	103	101	98	95	92	113	85
	Outlet	111	104	102	100	100	97	95	94	113	84
3	Inlet	113	106	105	105	103	100	97	93	115	87
	Outlet	112	108	106	106	104	101	98	95	115	88
4	Inlet	108	100	99	101	99	98	96	91	111	84
	Outlet	110	102	99	99	98	96	95	91	112	83
5	Inlet	111	103	102	105	102	98	95	91	113	86
	Outlet	110	103	103	102	100	97	95	92	112	85
6	Inlet	112	105	103	105	103	100	96	94	114	87
	Outlet	112	106	104	105	102	100	98	97	115	87
7	Inlet	108	100	99	100	99	98	96	91	110	84
	Outlet	109	101	99	99	97	96	95	90	111	83
8	Inlet	112	104	103	105	102	98	95	91	114	86
	Outlet	111	104	103	103	100	98	95	92	113	85
9	Inlet	114	106	104	106	104	101	97	94	116	88
	Outlet	113	107	105	106	104	101	99	97	116	89

*Sound Pressure Level (SPL) is average spherical free-field re 20μPa, for comparative use only.
Power rating (watts, kW or BHP) does not include transmission losses.
The AMCA certified ratings seal applies to air performance only.



1400-400-6

1440 r/min



Nominal Diameter

1400mm



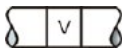
Hub Type

400



Number of Blades

6

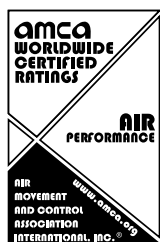


BS ISO 5801:2017

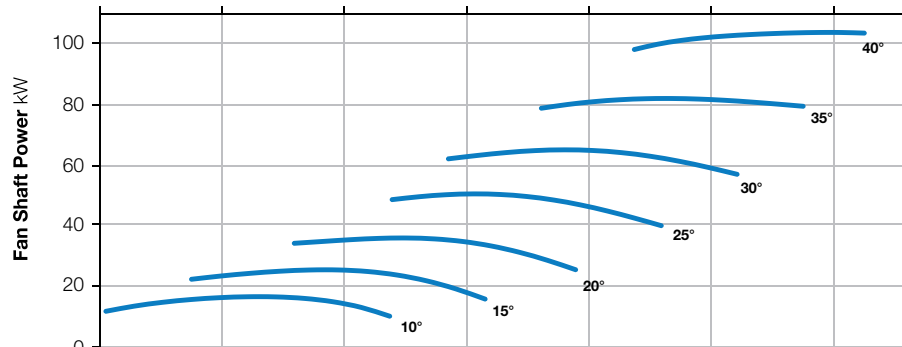
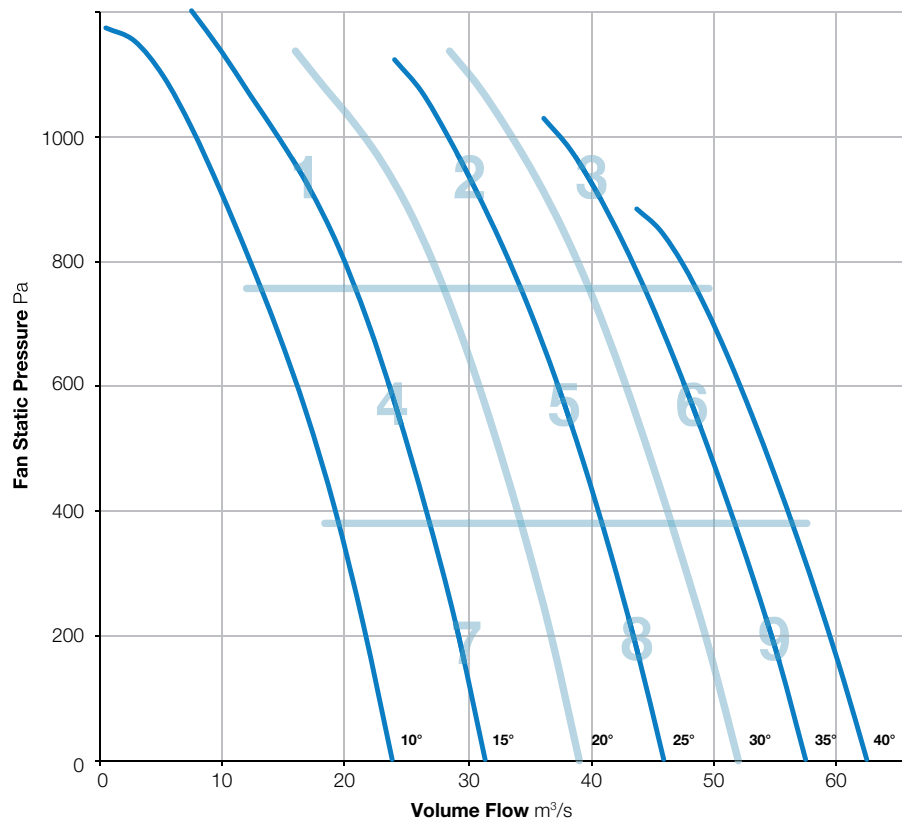
BS EN ISO 5136:2009

Type D installation

Form B



Elta Fans Limited certifies that the Axial Fans shown herein are licensed to bear the AMCA Seal. The ratings shown are based on tests and procedures performed in accordance with AMCA Publication 211 and comply with the requirements of the AMCA Certified Ratings Program. Performance certified is for Installation Type D: Ducted Inlet, Ducted Outlet. Performance ratings do not include the effects of appurtenances (accessories).



Zone		In-duct Sound Power Level (SWL) re 1pW									SPL dBA @ 3m*
		63Hz	125Hz	250Hz	500Hz	1kHz	2kHz	4kHz	8kHz	Total	
1	Inlet	109	105	109	113	110	105	99	93	117	94
	Outlet	112	106	109	111	109	104	99	93	117	92
2	Inlet	112	105	107	107	105	103	99	95	115	90
	Outlet	112	106	107	105	104	102	99	95	115	89
3	Inlet	112	106	106	108	107	103	100	96	116	91
	Outlet	114	107	107	108	107	104	101	98	117	91
4	Inlet	107	101	105	104	104	103	101	95	113	89
	Outlet	108	101	105	102	103	102	100	94	112	88
5	Inlet	109	104	106	104	103	100	97	92	113	87
	Outlet	110	104	105	103	102	99	96	93	113	86
6	Inlet	112	105	105	106	104	101	97	94	115	88
	Outlet	113	106	106	105	104	101	99	97	116	88
7	Inlet	107	100	104	103	103	101	100	94	112	88
	Outlet	108	101	104	102	101	99	98	93	112	86
8	Inlet	109	105	106	105	103	101	98	93	113	88
	Outlet	110	106	106	104	102	100	97	93	114	87
9	Inlet	107	108	108	110	108	104	100	96	116	92
	Outlet	109	111	109	109	108	105	102	99	117	92

*Sound Pressure Level (SPL) is average spherical free-field re 20μPa, for comparative use only.
Power rating (watts, kW or BHP) does not include transmission losses.
The AMCA certified ratings seal applies to air performance only.



1400-400-9

1440 r/min



Nominal Diameter

1400mm



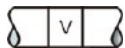
Hub Type

400



Number of Blades

9



BS ISO 5801:2017

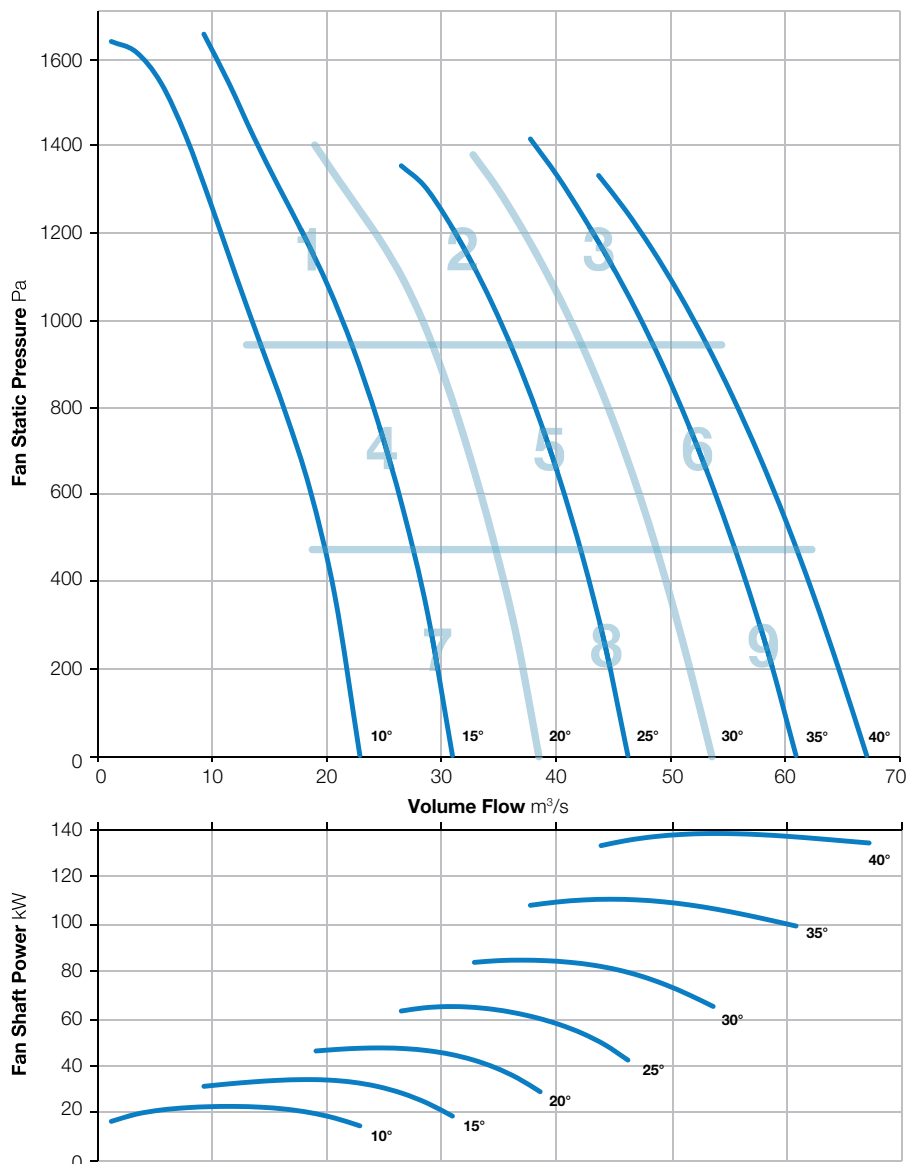
BS EN ISO 5136:2009

Type D installation

Form B



Elta Fans Limited certifies that the Axial Fans shown herein are licensed to bear the AMCA Seal. The ratings shown are based on tests and procedures performed in accordance with AMCA Publication 211 and comply with the requirements of the AMCA Certified Ratings Program. Performance certified is for Installation Type D: Ducted Inlet, Ducted Outlet. Performance ratings do not include the effects of appurtenances (accessories).



Zone		In-duct Sound Power Level (SWL) re 1pW									SPL dBA @ 3m*
		63Hz	125Hz	250Hz	500Hz	1kHz	2kHz	4kHz	8kHz	Total	
1	Inlet	101	100	105	110	109	106	100	94	115	92
	Outlet	102	100	105	109	108	106	100	93	114	92
2	Inlet	106	101	107	107	104	102	99	94	113	89
	Outlet	107	102	108	105	104	102	99	95	113	89
3	Inlet	107	101	107	105	103	100	97	93	113	87
	Outlet	109	103	108	105	102	101	99	96	114	88
4	Inlet	100	97	104	108	107	106	103	96	113	92
	Outlet	99	97	103	105	105	105	101	94	112	90
5	Inlet	105	100	106	105	103	101	98	93	112	88
	Outlet	105	101	106	104	102	101	98	93	112	87
6	Inlet	108	102	107	105	102	100	96	92	113	87
	Outlet	110	105	109	105	103	101	98	95	115	88
7	Inlet	99	95	103	104	103	102	101	95	110	88
	Outlet	100	96	104	102	102	101	99	94	110	87
8	Inlet	106	101	107	106	104	102	100	95	113	89
	Outlet	106	102	107	105	103	102	99	94	113	88
9	Inlet	109	103	108	107	105	103	100	97	114	90
	Outlet	111	105	109	107	105	104	102	99	116	90

*Sound Pressure Level (SPL) is average spherical free-field re 20μPa, for comparative use only.
Power rating (watts, kW or BHP) does not include transmission losses.
The AMCA certified ratings seal applies to air performance only.



1400-550-3

1440 r/min



Nominal Diameter

1400mm



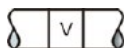
Hub Type

550



Number of Blades

3

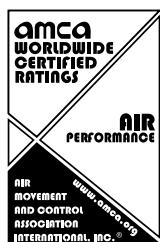


BS ISO 5801:2017

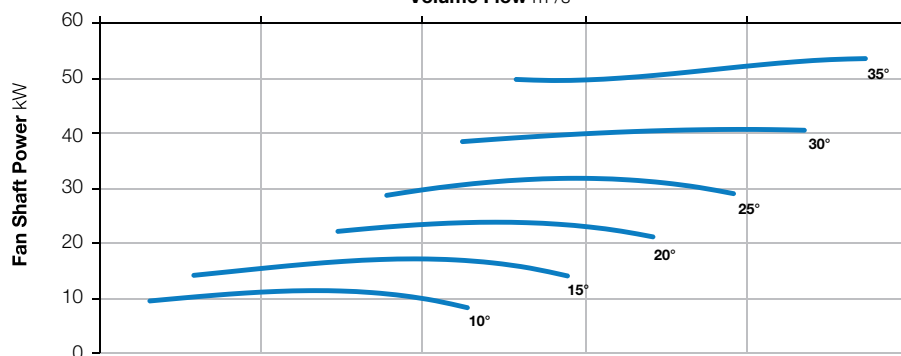
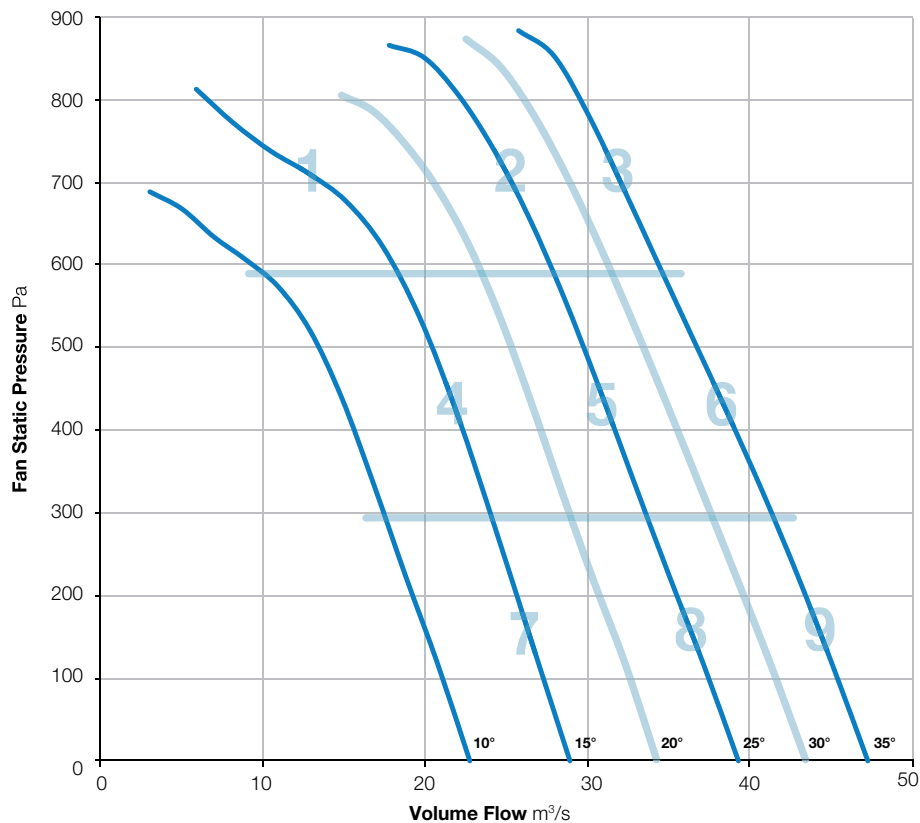
BS EN ISO 5136:2009

Type D installation

Form B



Elta Fans Limited certifies that the Axial Fans shown herein are licensed to bear the AMCA Seal. The ratings shown are based on tests and procedures performed in accordance with AMCA Publication 211 and comply with the requirements of the AMCA Certified Ratings Program. Performance certified is for Installation Type D: Ducted Inlet, Ducted Outlet. Performance ratings do not include the effects of appurtenances (accessories).



Zone		In-duct Sound Power Level (SWL) re 1pW									SPL dBA @ 3m*
		63Hz	125Hz	250Hz	500Hz	1kHz	2kHz	4kHz	8kHz	Total	
1	Inlet	106	101	101	102	100	97	94	88	110	84
	Outlet	107	101	100	101	99	96	93	89	110	83
2	Inlet	112	104	101	102	100	96	93	90	114	84
	Outlet	111	104	101	100	99	96	93	91	113	83
3	Inlet	113	107	104	105	103	99	97	93	115	87
	Outlet	113	109	105	105	103	100	98	95	116	88
4	Inlet	108	102	100	101	99	97	96	91	111	84
	Outlet	110	102	99	99	98	96	95	90	112	83
5	Inlet	111	104	101	102	100	96	94	89	113	84
	Outlet	111	104	101	100	99	96	93	89	113	83
6	Inlet	115	107	104	105	103	100	97	94	117	87
	Outlet	113	109	106	104	104	101	98	96	116	88
7	Inlet	107	101	99	101	99	98	95	89	110	84
	Outlet	111	101	99	99	98	97	94	89	112	83
8	Inlet	110	105	103	104	102	100	97	95	113	87
	Outlet	111	105	103	103	101	100	97	95	114	86
9	Inlet	114	108	104	105	104	100	97	94	116	88
	Outlet	115	108	105	104	104	101	98	97	117	88

*Sound Pressure Level (SPL) is average spherical free-field re 20μPa, for comparative use only.
Power rating (watts, kW or BHP) does not include transmission losses.
The AMCA certified ratings seal applies to air performance only.



1400-550-6

1440 r/min



Nominal Diameter

1400mm



Hub Type

550



Number of Blades

6



BS ISO 5801:2017

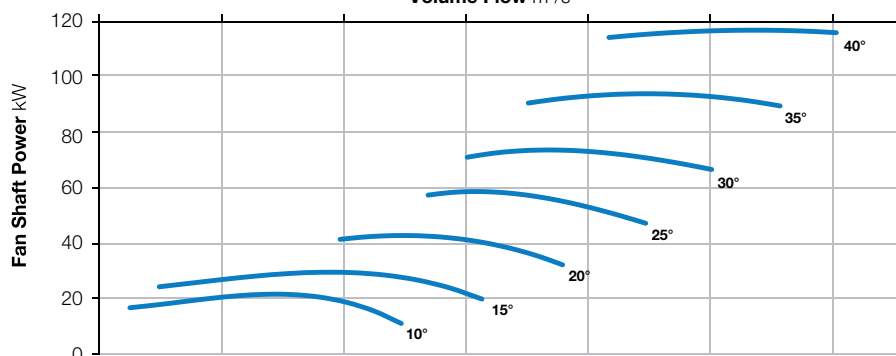
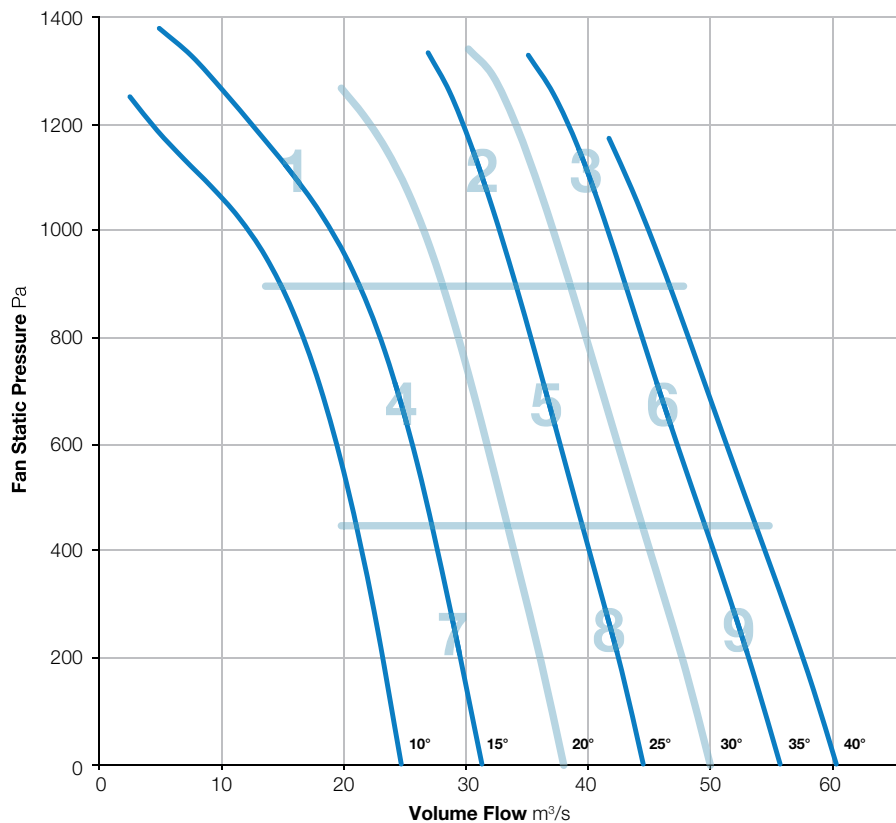
BS EN ISO 5136:2009

Type D installation

Form B



Elta Fans Limited certifies that the Axial Fans shown herein are licensed to bear the AMCA Seal. The ratings shown are based on tests and procedures performed in accordance with AMCA Publication 211 and comply with the requirements of the AMCA Certified Ratings Program. Performance certified is for Installation Type D: Ducted Inlet, Ducted Outlet. Performance ratings do not include the effects of appurtenances (accessories).



Zone		In-duct Sound Power Level (SWL) re 1pW									SPL dBA @ 3m*
		63Hz	125Hz	250Hz	500Hz	1kHz	2kHz	4kHz	8kHz	Total	
1	Inlet	99	104	102	107	107	104	99	92	113	90
	Outlet	100	105	101	106	107	104	99	92	113	90
2	Inlet	106	108	104	104	103	100	97	92	113	87
	Outlet	106	109	103	104	102	99	96	93	113	86
3	Inlet	109	109	106	106	104	101	97	94	115	88
	Outlet	110	111	106	106	105	102	99	97	116	89
4	Inlet	101	105	102	104	102	101	99	94	111	87
	Outlet	101	105	101	102	102	101	98	93	110	87
5	Inlet	105	108	103	103	102	99	96	91	112	86
	Outlet	105	108	102	102	102	99	95	91	112	86
6	Inlet	109	110	107	107	105	101	97	94	115	89
	Outlet	110	112	107	106	106	103	99	96	116	90
7	Inlet	100	104	103	104	103	102	101	96	111	88
	Outlet	101	105	103	102	103	101	100	92	111	87
8	Inlet	107	109	104	105	103	101	98	94	114	88
	Outlet	107	109	104	103	103	101	98	92	113	87
9	Inlet	110	110	107	106	105	101	97	93	115	89
	Outlet	112	113	107	105	106	103	99	95	117	90

*Sound Pressure Level (SPL) is average spherical free-field re 20μPa, for comparative use only.
Power rating (watts, kW or BHP) does not include transmission losses.
The AMCA certified ratings seal applies to air performance only.



1400-550-9

1440 r/min



Nominal Diameter

1400mm



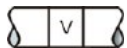
Hub Type

550



Number of Blades

9



BS ISO 5801:2017

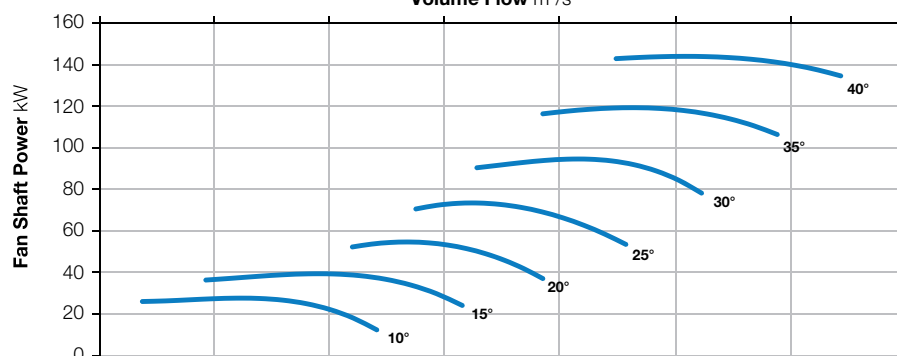
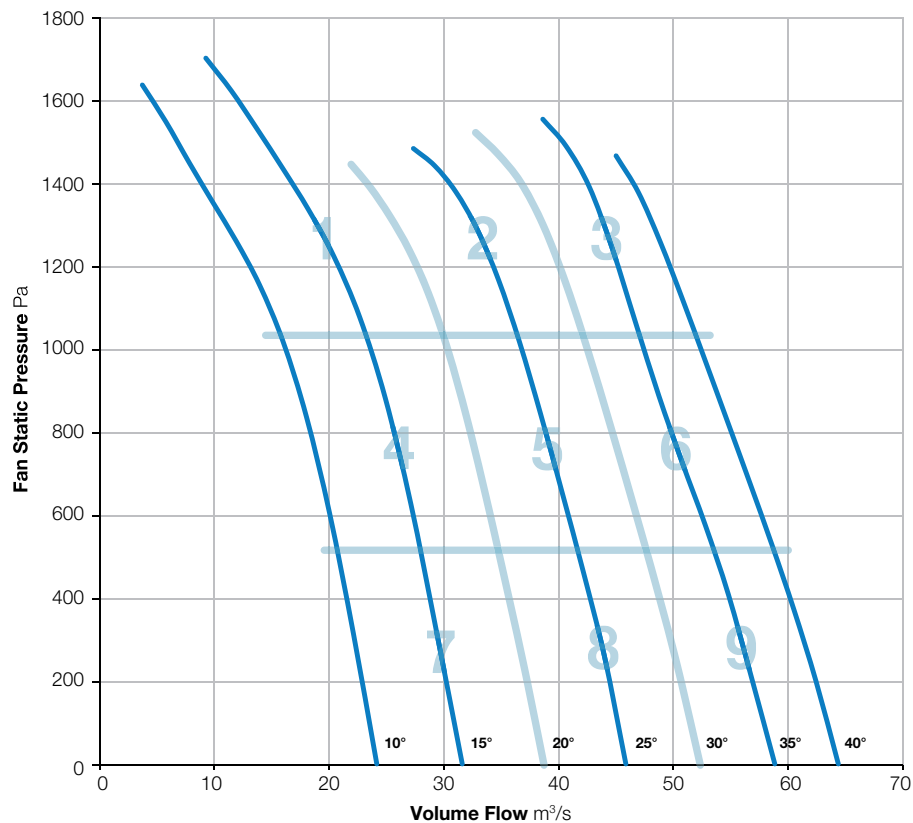
BS EN ISO 5136:2009

Type D installation

Form B



Elta Fans Limited certifies that the Axial Fans shown herein are licensed to bear the AMCA Seal. The ratings shown are based on tests and procedures performed in accordance with AMCA Publication 211 and comply with the requirements of the AMCA Certified Ratings Program. Performance certified is for Installation Type D: Ducted Inlet, Ducted Outlet. Performance ratings do not include the effects of appurtenances (accessories).



Zone		In-duct Sound Power Level (SWL) re 1pW									SPL dBA @ 3m*
		63Hz	125Hz	250Hz	500Hz	1kHz	2kHz	4kHz	8kHz	Total	
1	Inlet	106	102	104	108	107	105	101	93	114	91
	Outlet	106	103	103	106	107	105	100	93	113	91
2	Inlet	109	105	106	105	104	101	98	92	114	88
	Outlet	109	106	106	104	104	101	98	93	114	88
3	Inlet	112	108	109	107	105	102	98	93	116	89
	Outlet	112	109	108	107	106	103	100	96	116	90
4	Inlet	107	101	103	105	104	103	102	95	113	89
	Outlet	107	102	103	103	103	103	101	94	112	88
5	Inlet	109	104	106	105	103	101	97	91	113	88
	Outlet	110	105	106	103	103	101	97	91	114	87
6	Inlet	111	108	108	106	104	101	97	92	115	88
	Outlet	114	110	108	106	105	103	99	95	117	89
7	Inlet	106	100	105	104	104	103	103	95	112	89
	Outlet	108	101	104	103	102	103	101	94	112	88
8	Inlet	110	105	106	106	103	102	99	93	114	88
	Outlet	111	106	107	104	103	102	98	92	115	88
9	Inlet	114	109	110	106	104	102	97	92	117	89
	Outlet	115	111	109	106	105	103	99	95	118	90

*Sound Pressure Level (SPL) is average spherical free-field re 20μPa, for comparative use only.
Power rating (watts, kW or BHP) does not include transmission losses.
The AMCA certified ratings seal applies to air performance only.



1400-550-12

1440 r/min



Nominal Diameter

1400mm



Hub Type

550



Number of Blades

12



BS ISO 5801:2017

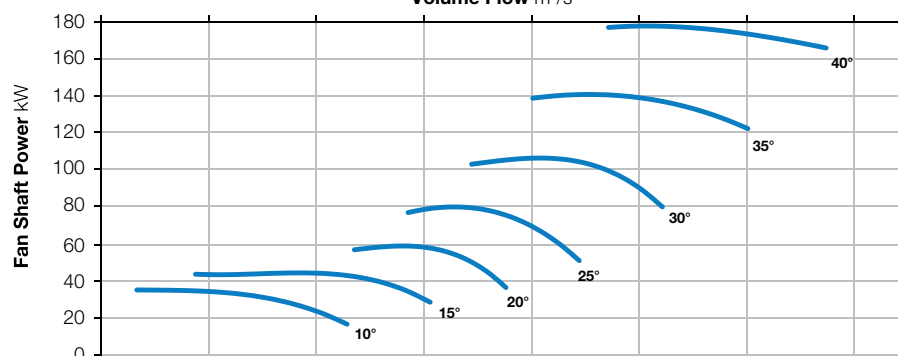
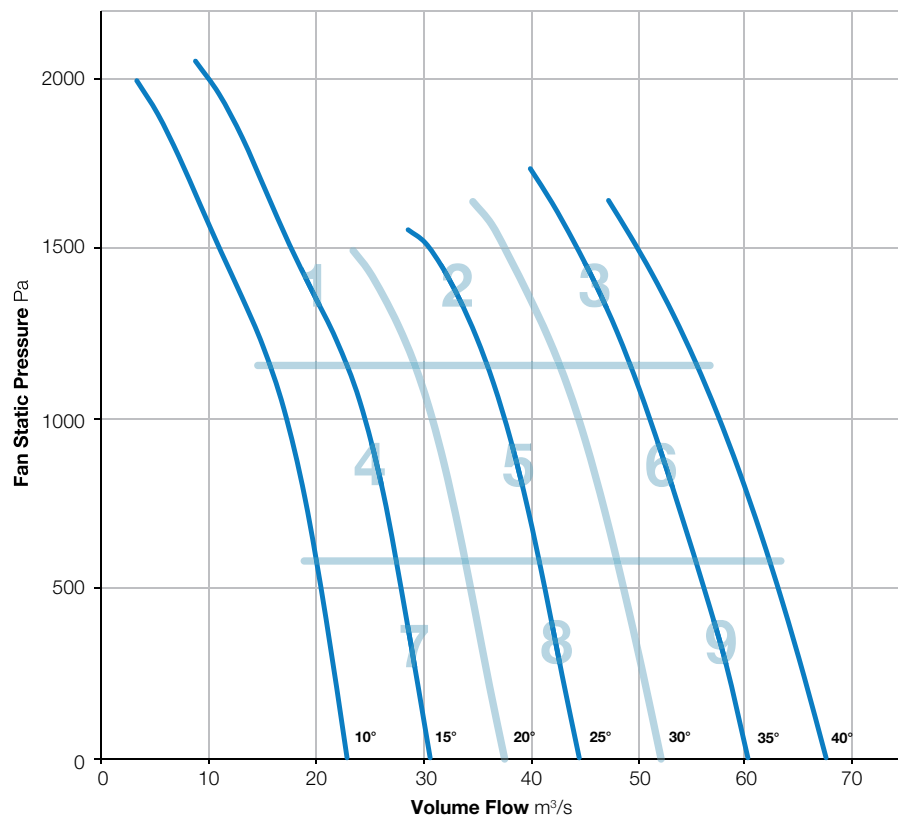
BS ISO 13347-2:2004

Type D installation

Form B



Elta Fans Limited certifies that the Axial Fans shown herein are licensed to bear the AMCA Seal. The ratings shown are based on tests and procedures performed in accordance with AMCA Publications 211 & 311 and comply with the requirements of the AMCA Certified Ratings Program. Performance certified is for Installation Type D: Ducted Inlet, Ducted Outlet. Performance ratings do not include the effects of appurtenances (accessories).



Zone		In-duct Sound Power Level (SWL) re 1pW									SPL dBA @ 3m*
		63Hz	125Hz	250Hz	500Hz	1kHz	2kHz	4kHz	8kHz	Total	
1	Inlet	102	109	118	114	108	100	96	93	120	94
	Outlet	105	110	117	112	109	102	98	96	120	94
2	Inlet	102	102	108	105	103	99	96	92	112	87
	Outlet	103	103	108	106	105	101	97	97	113	89
3	Inlet	104	106	111	106	104	100	98	99	114	89
	Outlet	107	107	111	109	107	104	101	101	116	92
4	Inlet	97	96	109	108	108	102	98	93	114	91
	Outlet	101	98	108	107	110	104	100	96	114	92
5	Inlet	104	104	110	106	104	100	95	91	114	88
	Outlet	105	103	109	107	106	100	96	95	114	89
6	Inlet	105	108	110	106	104	100	96	94	114	88
	Outlet	108	109	110	107	106	102	98	96	116	90
7	Inlet	98	97	107	106	102	99	98	92	111	87
	Outlet	96	98	108	105	104	99	98	63	112	88
8	Inlet	103	106	109	107	105	101	98	94	114	89
	Outlet	105	107	110	105	106	103	98	94	115	90
9	Inlet	106	108	111	108	105	100	99	96	115	90
	Outlet	110	112	110	109	107	103	103	101	117	92

*Sound Pressure Level (SPL) is average spherical free-field re 20μPa, for comparative use only. dBA levels are not licensed by AMCA International.

Power rating (watts, kW or BHP) does not include transmission losses.

The sound power level ratings shown are in decibels, referred to 10⁻¹² watts, calculated per AMCA Standard 301. Values shown are for inlet L_{wa} and outlet L_{wo} sound power levels for Installation Type D: ducted inlet, ducted outlet. Ratings include the effect of duct end correction.



1600-400-3

720 r/min



Nominal Diameter

1600mm



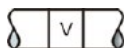
Hub Type

400



Number of Blades

3

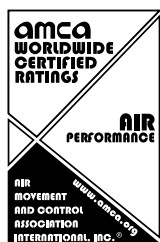


BS ISO 5801:2017

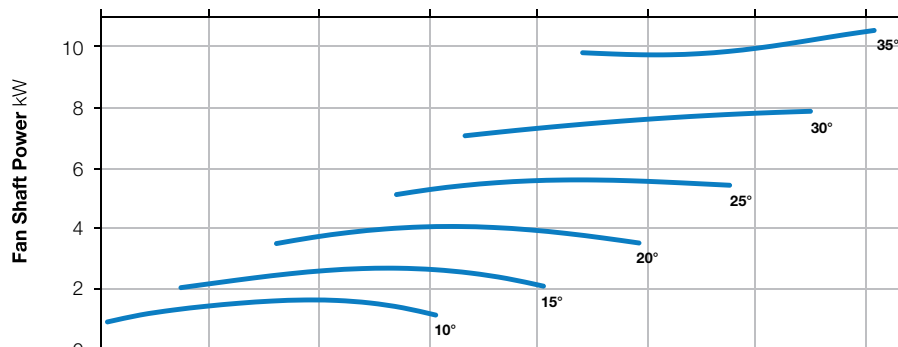
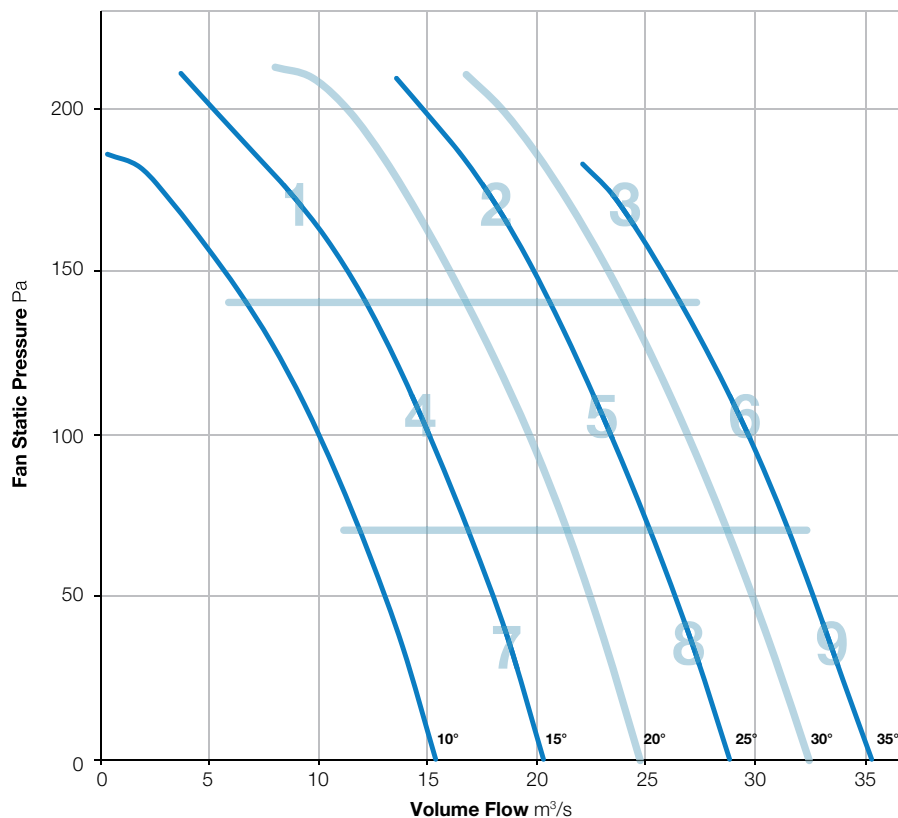
BS EN ISO 5136:2009

Type D installation

Form B



Elta Fans Limited certifies that the Axial Fans shown herein are licensed to bear the AMCA Seal. The ratings shown are based on tests and procedures performed in accordance with AMCA Publication 211 and comply with the requirements of the AMCA Certified Ratings Program. Performance certified is for Installation Type D: Ducted Inlet, Ducted Outlet. Performance ratings do not include the effects of appurtenances (accessories).



Zone		In-duct Sound Power Level (SWL) re 1pW									SPL dBA @ 3m*
		63Hz	125Hz	250Hz	500Hz	1kHz	2kHz	4kHz	8kHz	Total	
1	Inlet	89	83	87	87	87	85	80	68	95	71
	Outlet	88	85	85	87	86	83	79	69	94	70
2	Inlet	94	87	85	88	88	82	80	74	97	71
	Outlet	92	87	84	87	87	82	82	77	96	70
3	Inlet	99	94	93	96	91	87	84	77	103	76
	Outlet	100	97	93	95	91	88	86	79	104	76
4	Inlet	90	84	85	87	88	87	82	67	95	72
	Outlet	90	86	84	87	86	85	79	67	95	70
5	Inlet	93	88	86	89	89	83	80	73	97	72
	Outlet	93	89	84	88	88	82	80	75	97	71
6	Inlet	97	90	90	95	90	87	85	79	101	75
	Outlet	98	93	90	93	90	88	87	81	101	75
7	Inlet	89	86	86	87	87	87	81	66	95	72
	Outlet	90	87	85	87	86	86	79	65	95	71
8	Inlet	93	89	87	90	89	84	80	72	97	72
	Outlet	94	89	85	89	88	83	80	74	97	71
9	Inlet	97	91	90	95	90	87	85	79	101	75
	Outlet	98	93	90	93	90	87	87	82	101	75

*Sound Pressure Level (SPL) is average spherical free-field re 20μPa, for comparative use only.
Power rating (watts, kW or BHP) does not include transmission losses.
The AMCA certified ratings seal applies to air performance only.



1600-400-6

720 r/min



Nominal Diameter

1600mm



Hub Type

400



Number of Blades

6

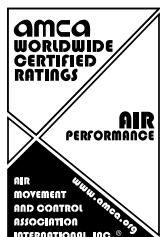


BS ISO 5801:2017

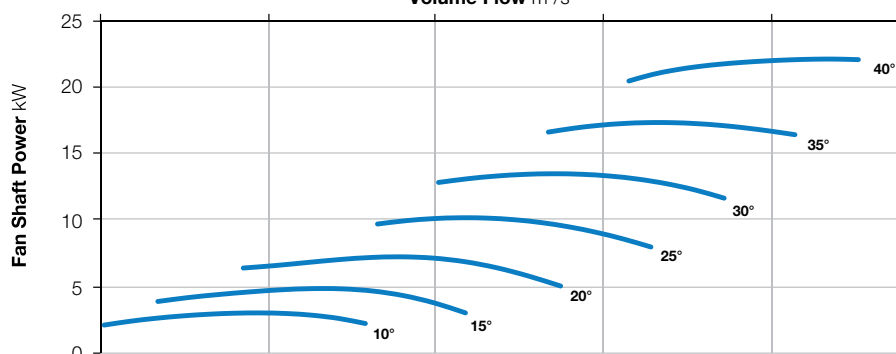
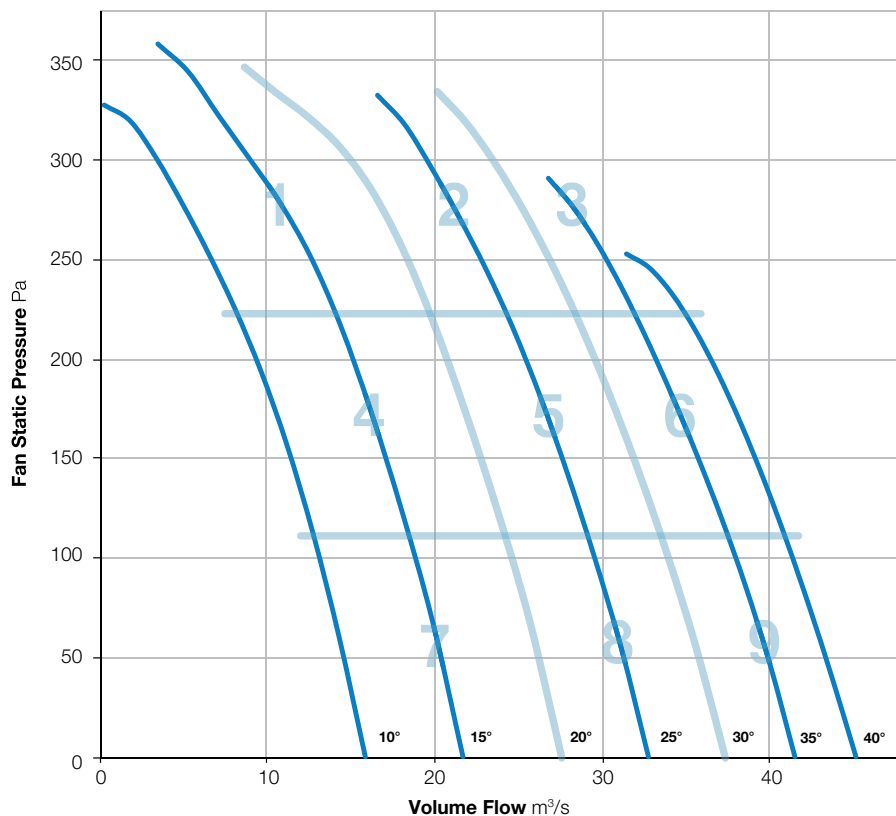
BS EN ISO 5136:2009

Type D installation

Form B



Elta Fans Limited certifies that the Axial Fans shown herein are licensed to bear the AMCA Seal. The ratings shown are based on tests and procedures performed in accordance with AMCA Publication 211 and comply with the requirements of the AMCA Certified Ratings Program. Performance certified is for Installation Type D: Ducted Inlet, Ducted Outlet. Performance ratings do not include the effects of appurtenances (accessories).



Zone		In-duct Sound Power Level (SWL) re 1pW									SPL dBA @ 3m*
		63Hz	125Hz	250Hz	500Hz	1kHz	2kHz	4kHz	8kHz	Total	
1	Inlet	91	89	95	95	92	88	82	68	100	76
	Outlet	91	91	95	94	91	87	81	70	100	75
2	Inlet	91	89	91	94	91	89	83	74	99	75
	Outlet	92	90	90	93	90	88	83	74	99	75
3	Inlet	95	93	91	94	90	87	84	77	100	75
	Outlet	96	95	92	95	90	88	87	80	101	76
4	Inlet	89	88	88	89	89	89	83	67	97	74
	Outlet	89	89	87	88	88	88	81	67	96	72
5	Inlet	92	91	90	92	90	88	82	72	99	74
	Outlet	92	92	89	91	88	88	82	72	98	73
6	Inlet	95	93	90	93	89	86	83	77	100	74
	Outlet	97	95	90	94	89	87	85	79	101	75
7	Inlet	89	90	88	89	89	89	83	66	97	74
	Outlet	89	90	87	89	87	87	80	65	96	72
8	Inlet	93	91	90	92	90	88	82	71	99	74
	Outlet	92	92	89	91	88	87	81	70	98	73
9	Inlet	98	94	91	91	91	87	84	75	101	74
	Outlet	99	97	91	92	90	87	85	77	102	74

*Sound Pressure Level (SPL) is average spherical free-field re 20μPa, for comparative use only.
Power rating (watts, kW or BHP) does not include transmission losses.
The AMCA certified ratings seal applies to air performance only.



1600-400-9

720 r/min



Nominal Diameter

1600mm



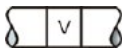
Hub Type

400



Number of Blades

9



BS ISO 5801:2017

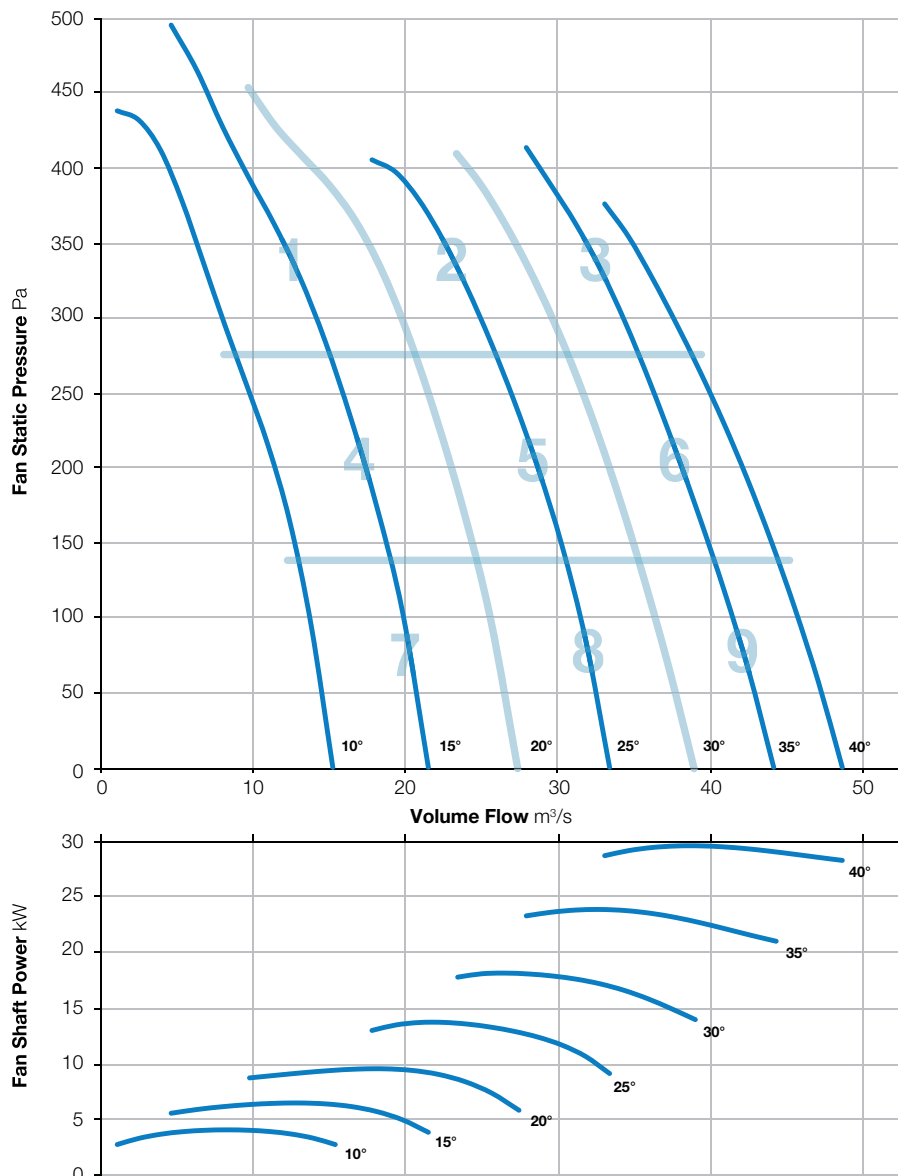
BS EN ISO 5136:2009

Type D installation

Form B



Elta Fans Limited certifies that the Axial Fans shown herein are licensed to bear the AMCA Seal. The ratings shown are based on tests and procedures performed in accordance with AMCA Publication 211 and comply with the requirements of the AMCA Certified Ratings Program. Performance certified is for Installation Type D: Ducted Inlet, Ducted Outlet. Performance ratings do not include the effects of appurtenances (accessories).



Zone		In-duct Sound Power Level (SWL) re 1pW									SPL dBA @ 3m*
		63Hz	125Hz	250Hz	500Hz	1kHz	2kHz	4kHz	8kHz	Total	
1	Inlet	90	93	98	99	94	90	84	70	103	79
	Outlet	91	93	97	98	93	89	83	71	102	78
2	Inlet	90	92	91	94	91	90	85	77	100	76
	Outlet	90	94	90	92	89	89	85	78	99	75
3	Inlet	92	97	92	95	90	88	85	78	101	76
	Outlet	94	97	91	95	90	88	87	80	102	76
4	Inlet	86	90	91	92	92	92	85	69	99	76
	Outlet	87	91	90	91	91	91	84	69	98	75
5	Inlet	91	93	91	94	91	90	86	76	100	76
	Outlet	92	95	90	92	90	89	84	77	100	75
6	Inlet	93	97	93	95	90	88	84	75	101	76
	Outlet	95	98	92	95	90	88	86	78	102	76
7	Inlet	86	92	90	92	90	90	84	69	98	75
	Outlet	87	92	89	91	88	89	82	68	98	74
8	Inlet	94	94	92	95	92	92	87	74	101	77
	Outlet	94	96	91	93	91	90	84	74	101	76
9	Inlet	93	95	91	92	91	89	87	80	100	75
	Outlet	94	97	92	93	91	89	87	81	101	76

*Sound Pressure Level (SPL) is average spherical free-field re 20μPa, for comparative use only.
Power rating (watts, kW or BHP) does not include transmission losses.
The AMCA certified ratings seal applies to air performance only.



1600-550-3

720 r/min



Nominal Diameter

1600mm



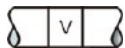
Hub Type

550



Number of Blades

3



BS ISO 5801:2017

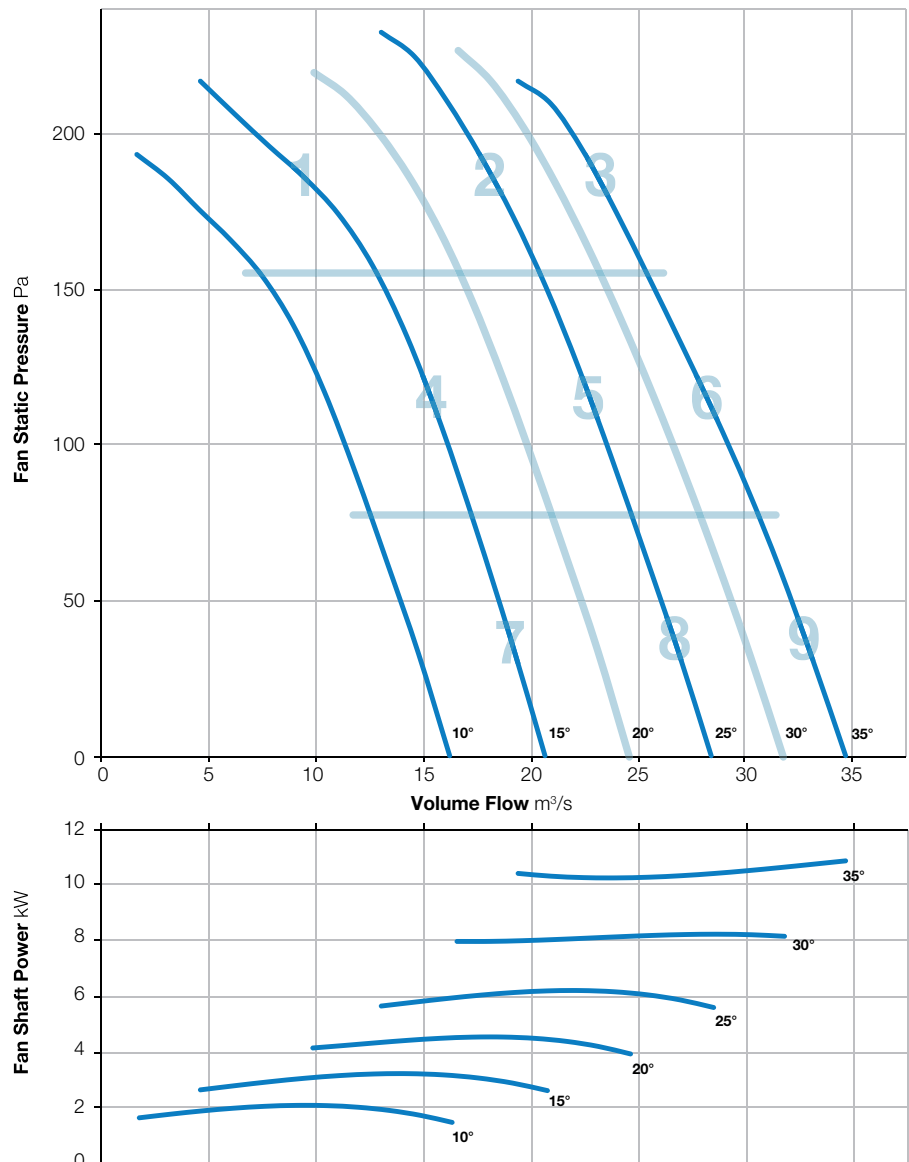
BS EN ISO 5136:2009

Type D installation

Form B



Elta Fans Limited certifies that the Axial Fans shown herein are licensed to bear the AMCA Seal. The ratings shown are based on tests and procedures performed in accordance with AMCA Publication 211 and comply with the requirements of the AMCA Certified Ratings Program. Performance certified is for Installation Type D: Ducted Inlet, Ducted Outlet. Performance ratings do not include the effects of appurtenances (accessories).



Zone		In-duct Sound Power Level (SWL) re 1pW									SPL dBA @ 3m*
		63Hz	125Hz	250Hz	500Hz	1kHz	2kHz	4kHz	8kHz	Total	
1	Inlet	88	85	85	88	87	84	80	69	94	71
	Outlet	90	85	84	87	86	83	79	71	94	70
2	Inlet	93	88	87	88	86	82	79	73	96	70
	Outlet	95	88	86	88	86	82	80	76	97	70
3	Inlet	96	90	89	90	87	83	80	73	99	71
	Outlet	99	92	89	90	88	84	81	76	101	72
4	Inlet	89	85	86	88	88	86	82	69	95	72
	Outlet	91	85	85	87	88	85	81	71	95	71
5	Inlet	93	88	88	89	86	82	79	72	97	70
	Outlet	95	88	86	88	86	82	79	75	97	70
6	Inlet	96	90	89	91	88	83	81	76	99	72
	Outlet	98	91	90	90	89	85	84	79	100	73
7	Inlet	92	85	86	88	88	87	82	65	96	72
	Outlet	92	86	84	87	88	86	80	65	96	71
8	Inlet	93	90	88	89	89	86	84	76	98	73
	Outlet	94	90	88	89	88	85	83	77	98	72
9	Inlet	97	91	90	90	88	83	81	76	100	72
	Outlet	99	92	90	90	88	84	83	79	101	72

*Sound Pressure Level (SPL) is average spherical free-field re 20μPa, for comparative use only.
Power rating (watts, kW or BHP) does not include transmission losses.
The AMCA certified ratings seal applies to air performance only.



1600-550-6

720 r/min



Nominal Diameter

1600mm



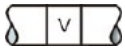
Hub Type

550



Number of Blades

6



BS ISO 5801:2017

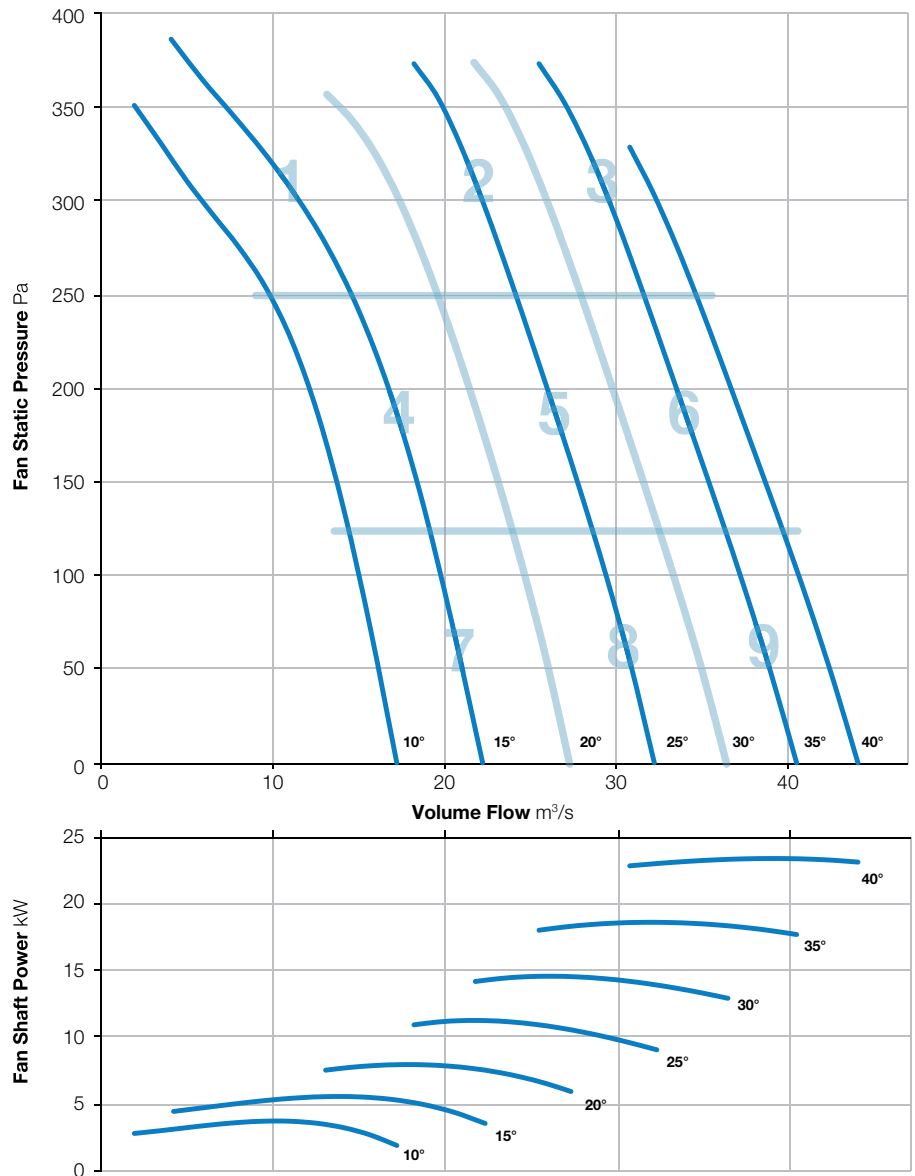
BS EN ISO 5136:2009

Type D installation

Form B



Elta Fans Limited certifies that the Axial Fans shown herein are licensed to bear the AMCA Seal. The ratings shown are based on tests and procedures performed in accordance with AMCA Publication 211 and comply with the requirements of the AMCA Certified Ratings Program. Performance certified is for Installation Type D: Ducted Inlet, Ducted Outlet. Performance ratings do not include the effects of appurtenances (accessories).



Zone		In-duct Sound Power Level (SWL) re 1pW									SPL dBA @ 3m*
		63Hz	125Hz	250Hz	500Hz	1kHz	2kHz	4kHz	8kHz	Total	
1	Inlet	92	88	97	97	92	88	82	70	102	77
	Outlet	95	89	96	95	92	87	81	72	101	76
2	Inlet	96	89	90	92	87	85	81	75	99	73
	Outlet	98	90	88	90	87	84	82	78	100	72
3	Inlet	99	90	90	93	90	87	84	79	101	74
	Outlet	100	93	91	93	90	88	86	82	102	75
4	Inlet	94	87	90	91	90	90	84	70	99	75
	Outlet	96	88	89	89	89	88	83	71	99	73
5	Inlet	97	89	90	93	89	86	82	73	100	74
	Outlet	98	91	89	91	88	86	82	75	100	73
6	Inlet	99	91	91	93	90	86	83	78	101	74
	Outlet	101	94	91	93	90	88	85	81	103	75
7	Inlet	94	88	89	90	89	89	83	68	98	74
	Outlet	95	88	88	88	88	88	81	68	98	72
8	Inlet	98	91	91	93	90	88	84	72	101	75
	Outlet	99	91	90	90	89	87	83	74	101	73
9	Inlet	99	92	91	93	90	86	83	76	102	74
	Outlet	101	94	92	94	90	87	84	79	103	75

*Sound Pressure Level (SPL) is average spherical free-field re 20μPa, for comparative use only.
Power rating (watts, kW or BHP) does not include transmission losses.
The AMCA certified ratings seal applies to air performance only.



1600-550-9

720 r/min



Nominal Diameter

1600mm



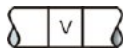
Hub Type

550



Number of Blades

9



BS ISO 5801:2017

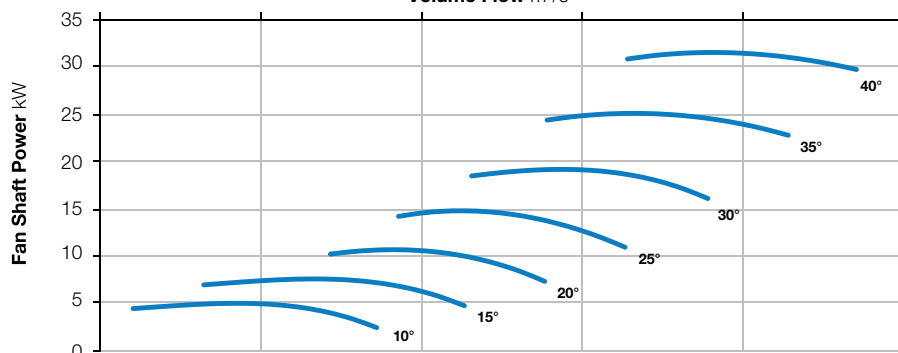
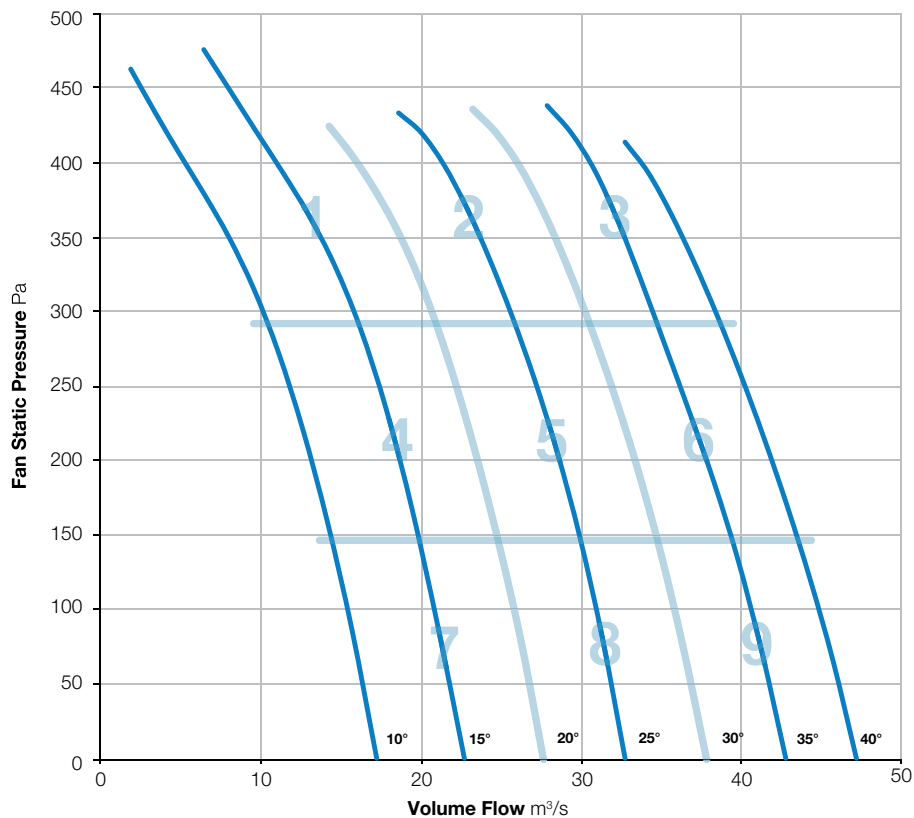
BS EN ISO 5136:2009

Type D installation

Form B



Elta Fans Limited certifies that the Axial Fans shown herein are licensed to bear the AMCA Seal. The ratings shown are based on tests and procedures performed in accordance with AMCA Publication 211 and comply with the requirements of the AMCA Certified Ratings Program. Performance certified is for Installation Type D: Ducted Inlet, Ducted Outlet. Performance ratings do not include the effects of appurtenances (accessories).



Zone		In-duct Sound Power Level (SWL) re 1pW									SPL dBA @ 3m*
		63Hz	125Hz	250Hz	500Hz	1kHz	2kHz	4kHz	8kHz	Total	
1	Inlet	93	92	97	97	93	90	84	72	102	78
	Outlet	95	93	97	96	93	89	83	74	102	77
2	Inlet	95	92	95	95	91	89	84	76	101	76
	Outlet	96	93	93	94	91	89	84	79	101	76
3	Inlet	97	95	94	94	90	87	84	77	102	75
	Outlet	100	97	94	96	91	88	86	80	104	77
4	Inlet	91	90	92	93	92	92	86	72	100	77
	Outlet	93	91	91	92	91	91	85	72	100	76
5	Inlet	95	92	94	93	90	89	84	75	101	75
	Outlet	96	94	93	92	90	88	84	77	101	75
6	Inlet	98	96	94	94	91	88	84	76	102	76
	Outlet	99	97	94	95	90	88	85	79	103	76
7	Inlet	91	91	91	92	90	90	84	70	99	75
	Outlet	92	91	90	90	89	89	83	70	98	74
8	Inlet	96	93	94	93	91	91	85	72	101	76
	Outlet	97	93	93	92	90	90	84	73	101	75
9	Inlet	99	100	97	96	93	88	84	77	105	77
	Outlet	101	101	98	97	95	90	86	81	106	79

*Sound Pressure Level (SPL) is average spherical free-field re 20μPa, for comparative use only.
Power rating (watts, kW or BHP) does not include transmission losses.
The AMCA certified ratings seal applies to air performance only.



1600-550-12

720 r/min



Nominal Diameter

1600mm



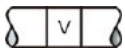
Hub Type

550



Number of Blades

12



BS ISO 5801:2017

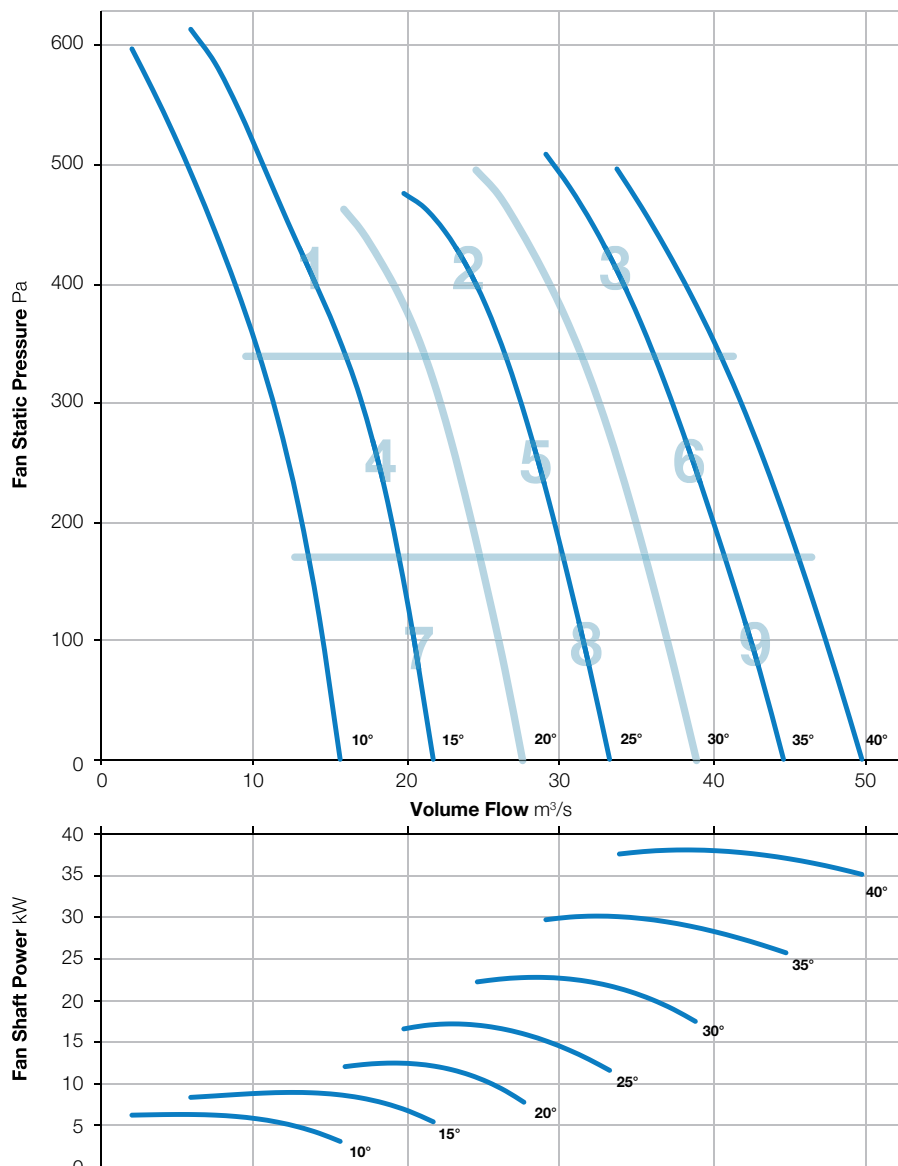
BS EN ISO 5136:2009

Type D installation

Form B



Elta Fans Limited certifies that the Axial Fans shown herein are licensed to bear the AMCA Seal. The ratings shown are based on tests and procedures performed in accordance with AMCA Publication 211 and comply with the requirements of the AMCA Certified Ratings Program. Performance certified is for Installation Type D: Ducted Inlet, Ducted Outlet. Performance ratings do not include the effects of appurtenances (accessories).



Zone		In-duct Sound Power Level (SWL) re 1pW									SPL dBA @ 3m*
		63Hz	125Hz	250Hz	500Hz	1kHz	2kHz	4kHz	8kHz	Total	
1	Inlet	92	94	99	99	94	90	85	72	104	79
	Outlet	94	95	98	98	93	90	84	73	103	78
2	Inlet	92	94	96	96	91	89	85	76	102	77
	Outlet	94	95	95	95	91	89	84	78	102	76
3	Inlet	95	95	97	95	89	87	84	76	102	76
	Outlet	97	97	96	95	90	88	86	79	103	76
4	Inlet	87	90	93	93	92	92	86	72	100	77
	Outlet	90	91	92	91	91	91	85	72	99	76
5	Inlet	92	94	94	94	91	90	85	75	101	76
	Outlet	94	95	93	93	90	89	84	77	101	75
6	Inlet	95	95	96	91	88	87	83	76	101	74
	Outlet	98	97	96	92	90	88	84	79	103	75
7	Inlet	88	91	93	93	91	91	85	71	99	76
	Outlet	89	92	91	91	90	90	84	70	99	75
8	Inlet	94	95	94	94	92	92	86	74	102	77
	Outlet	96	96	92	93	91	91	85	73	102	76
9	Inlet	99	96	97	93	90	88	85	76	103	75
	Outlet	100	99	97	94	91	89	86	79	104	76

*Sound Pressure Level (SPL) is average spherical free-field re 20μPa, for comparative use only.
Power rating (watts, kW or BHP) does not include transmission losses.
The AMCA certified ratings seal applies to air performance only.



1600-400-3

960 r/min



Nominal Diameter

1600mm



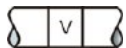
Hub Type

400



Number of Blades

3



BS ISO 5801:2017

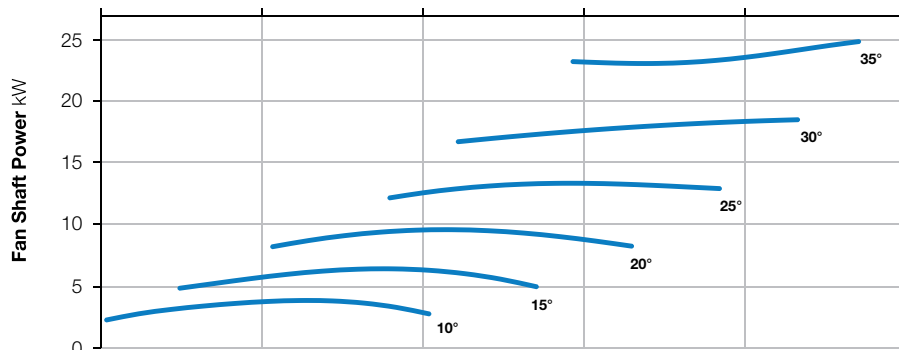
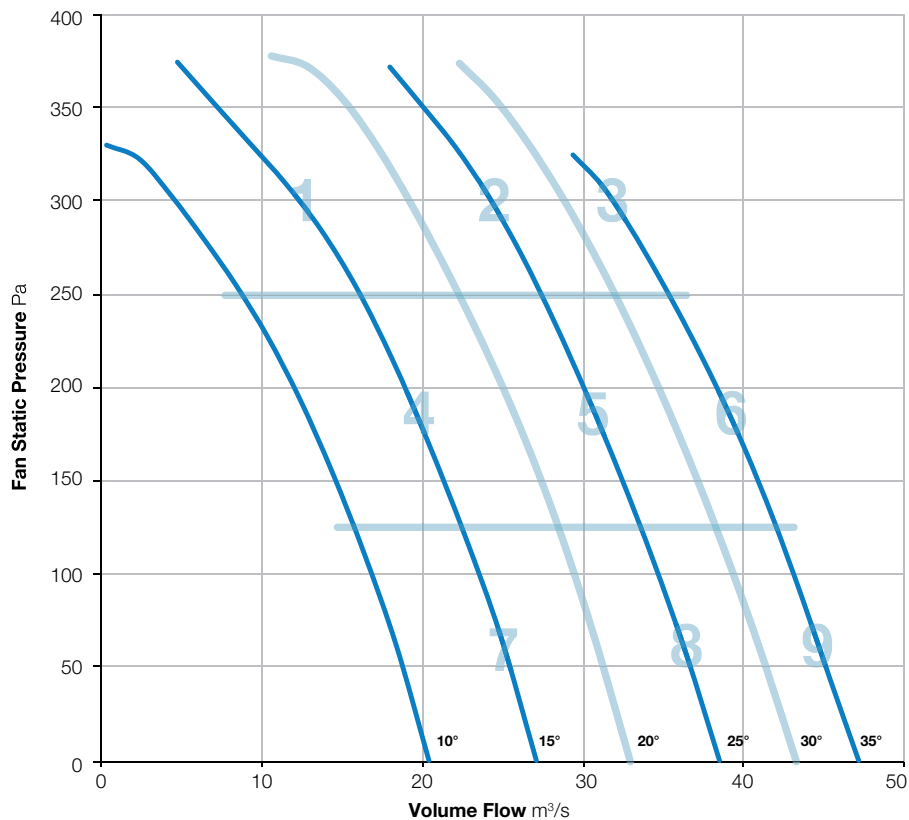
BS EN ISO 5136:2009

Type D installation

Form B



Elta Fans Limited certifies that the Axial Fans shown herein are licensed to bear the AMCA Seal. The ratings shown are based on tests and procedures performed in accordance with AMCA Publication 211 and comply with the requirements of the AMCA Certified Ratings Program. Performance certified is for Installation Type D: Ducted Inlet, Ducted Outlet. Performance ratings do not include the effects of appurtenances (accessories).



Zone		In-duct Sound Power Level (SWL) re 1pW									SPL dBA @ 3m*
		63Hz	125Hz	250Hz	500Hz	1kHz	2kHz	4kHz	8kHz	Total	
1	Inlet	96	94	94	96	94	93	89	81	103	79
	Outlet	98	95	94	95	93	91	88	81	103	78
2	Inlet	103	99	95	95	95	91	89	82	106	79
	Outlet	104	98	94	94	93	90	90	84	106	78
3	Inlet	105	102	99	100	97	94	91	84	109	82
	Outlet	107	104	100	100	97	95	93	86	110	82
4	Inlet	99	95	94	93	93	93	91	80	103	78
	Outlet	101	96	93	92	92	92	89	79	104	77
5	Inlet	102	99	97	97	95	91	88	80	106	79
	Outlet	103	99	96	95	94	91	88	82	106	78
6	Inlet	105	101	98	99	97	94	91	85	108	81
	Outlet	106	102	98	98	97	94	93	88	109	81
7	Inlet	99	95	95	94	94	94	91	79	104	79
	Outlet	102	96	94	93	92	92	89	78	105	77
8	Inlet	103	99	97	97	96	92	89	80	106	80
	Outlet	104	99	96	96	94	91	89	81	107	78
9	Inlet	105	100	98	99	97	93	91	85	108	81
	Outlet	106	102	98	98	97	94	93	88	109	81

*Sound Pressure Level (SPL) is average spherical free-field re 20μPa, for comparative use only.
Power rating (watts, kW or BHP) does not include transmission losses.
The AMCA certified ratings seal applies to air performance only.



1600-400-6

960 r/min



Nominal Diameter

1600mm



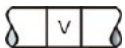
Hub Type

400



Number of Blades

6



BS ISO 5801:2017

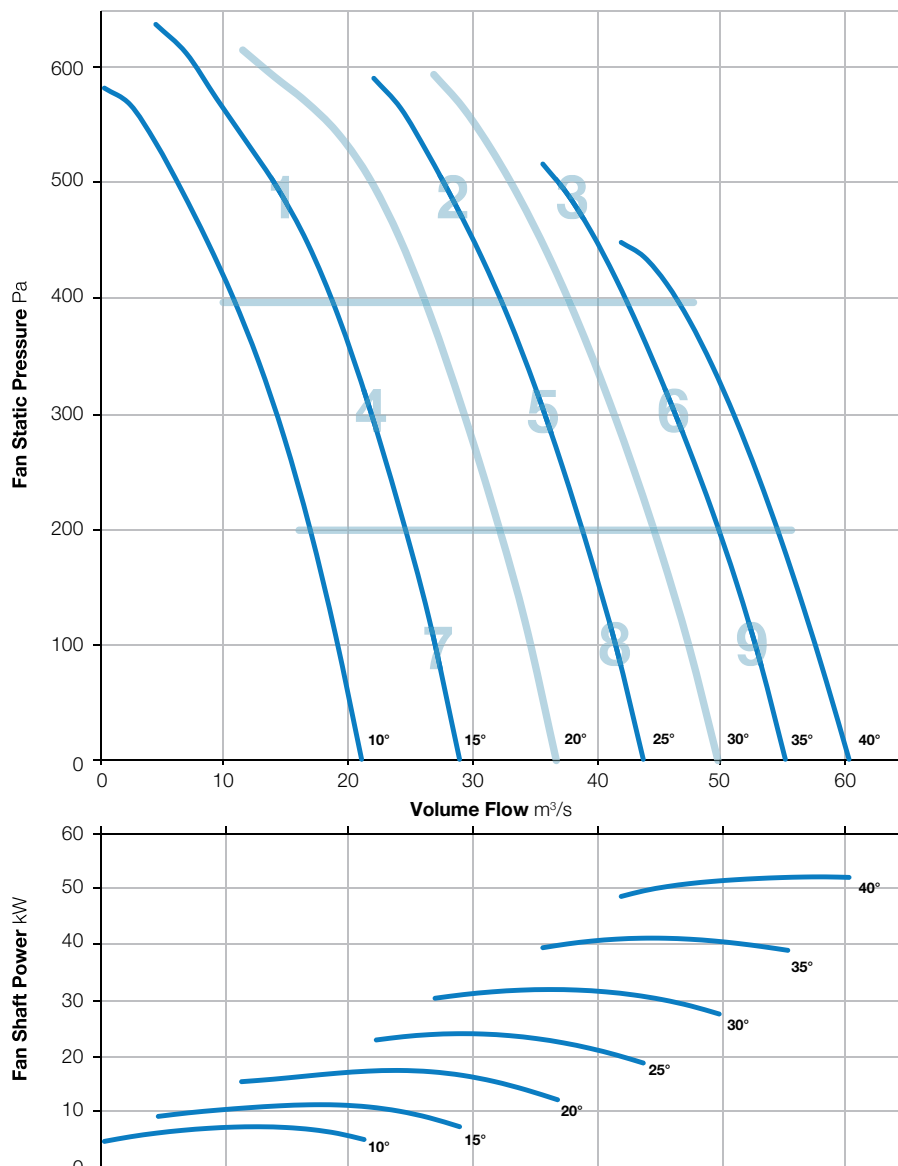
BS EN ISO 5136:2009

Type D installation

Form B



Elta Fans Limited certifies that the Axial Fans shown herein are licensed to bear the AMCA Seal. The ratings shown are based on tests and procedures performed in accordance with AMCA Publication 211 and comply with the requirements of the AMCA Certified Ratings Program. Performance certified is for Installation Type D: Ducted Inlet, Ducted Outlet. Performance ratings do not include the effects of appurtenances (accessories).



Zone		In-duct Sound Power Level (SWL) re 1pW									SPL dBA @ 3m*
		63Hz	125Hz	250Hz	500Hz	1kHz	2kHz	4kHz	8kHz	Total	
1	Inlet	95	98	102	105	101	97	91	84	109	85
	Outlet	101	98	102	104	100	96	91	84	109	84
2	Inlet	98	99	99	100	98	96	92	84	106	82
	Outlet	102	99	98	99	97	96	92	85	107	82
3	Inlet	104	101	100	101	100	96	93	88	109	84
	Outlet	106	102	101	101	101	96	95	90	110	84
4	Inlet	95	96	97	96	97	97	94	84	105	82
	Outlet	101	96	96	95	95	95	92	83	105	80
5	Inlet	99	100	98	99	97	95	91	83	106	81
	Outlet	103	100	97	98	95	94	90	83	107	80
6	Inlet	104	101	100	100	99	95	92	87	109	83
	Outlet	107	103	100	100	99	95	94	90	110	83
7	Inlet	96	97	98	97	96	96	94	83	105	81
	Outlet	100	98	96	96	95	94	92	81	105	80
8	Inlet	99	101	99	99	97	95	92	83	107	82
	Outlet	103	101	98	97	95	94	91	82	107	80
9	Inlet	107	103	100	100	98	95	92	87	110	82
	Outlet	108	105	101	101	98	96	93	89	111	83

*Sound Pressure Level (SPL) is average spherical free-field re 20μPa, for comparative use only.
Power rating (watts, kW or BHP) does not include transmission losses.
The AMCA certified ratings seal applies to air performance only.



1600-400-9

960 r/min



Nominal Diameter

1600mm



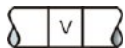
Hub Type

400



Number of Blades

9



BS ISO 5801:2017

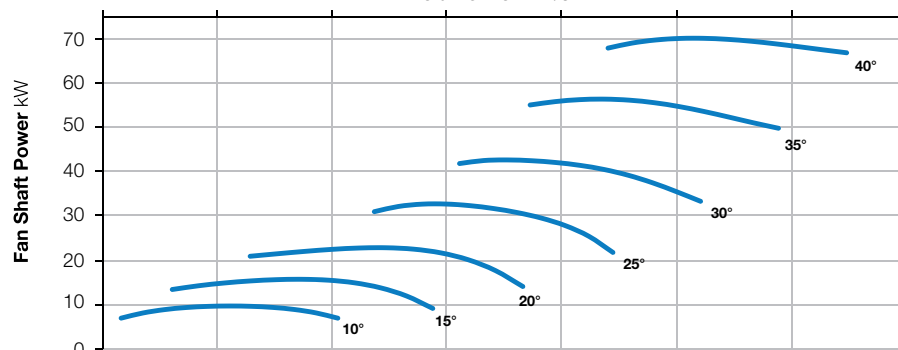
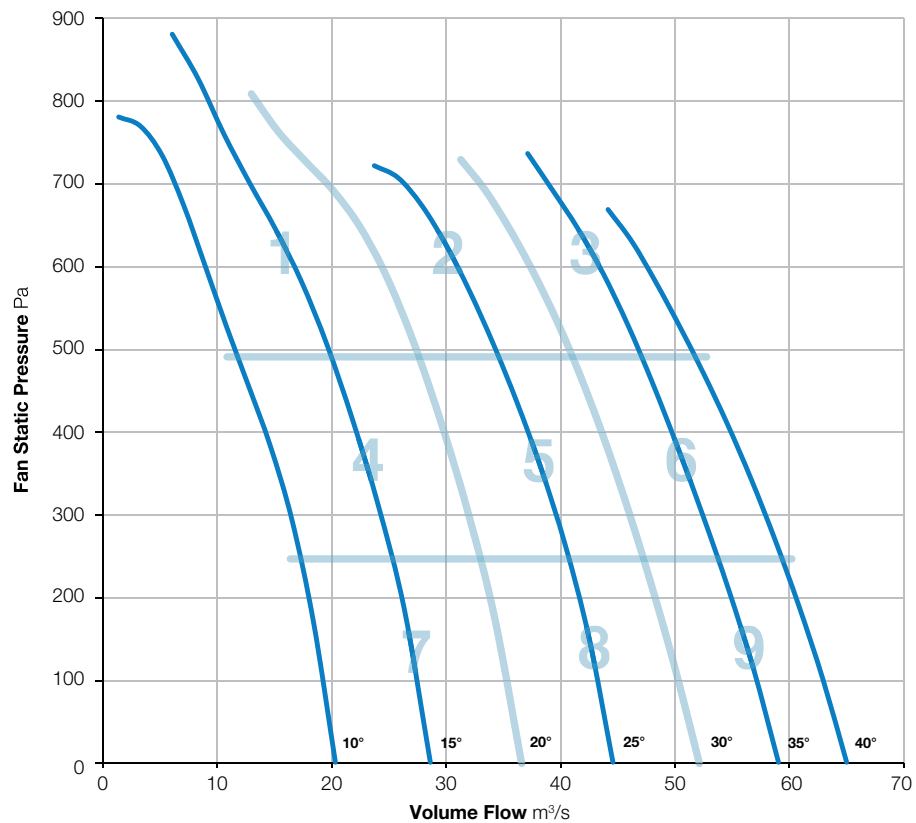
BS EN ISO 5136:2009

Type D installation

Form B



Elta Fans Limited certifies that the Axial Fans shown herein are licensed to bear the AMCA Seal. The ratings shown are based on tests and procedures performed in accordance with AMCA Publication 211 and comply with the requirements of the AMCA Certified Ratings Program. Performance certified is for Installation Type D: Ducted Inlet, Ducted Outlet. Performance ratings do not include the effects of appurtenances (accessories).



Zone		In-duct Sound Power Level (SWL) re 1pW									SPL dBA @ 3m*
		63Hz	125Hz	250Hz	500Hz	1kHz	2kHz	4kHz	8kHz	Total	
1	Inlet	94	97	105	106	103	97	92	84	110	87
	Outlet	95	98	104	104	101	97	91	83	109	85
2	Inlet	98	99	97	100	97	96	93	84	106	82
	Outlet	98	101	96	98	96	95	92	84	106	81
3	Inlet	100	102	101	100	99	95	92	87	108	83
	Outlet	102	102	100	99	99	95	94	90	108	83
4	Inlet	91	96	97	99	99	99	95	85	106	84
	Outlet	93	97	96	98	98	98	93	83	105	83
5	Inlet	98	100	97	100	97	96	93	83	106	82
	Outlet	98	101	96	98	96	95	92	83	106	81
6	Inlet	101	102	100	101	98	95	91	86	108	83
	Outlet	103	104	100	100	99	96	93	89	109	83
7	Inlet	93	97	96	98	97	97	94	86	105	82
	Outlet	93	98	95	96	95	95	92	85	104	80
8	Inlet	100	101	99	101	98	98	95	85	108	84
	Outlet	100	102	98	99	97	96	93	82	107	82
9	Inlet	103	104	102	102	101	99	96	91	110	85
	Outlet	103	105	103	102	100	99	97	92	110	85

*Sound Pressure Level (SPL) is average spherical free-field re 20μPa, for comparative use only.
Power rating (watts, kW or BHP) does not include transmission losses.
The AMCA certified ratings seal applies to air performance only.



1600-550-3

960 r/min



Nominal Diameter

1600mm



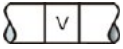
Hub Type

550



Number of Blades

3



BS ISO 5801:2017

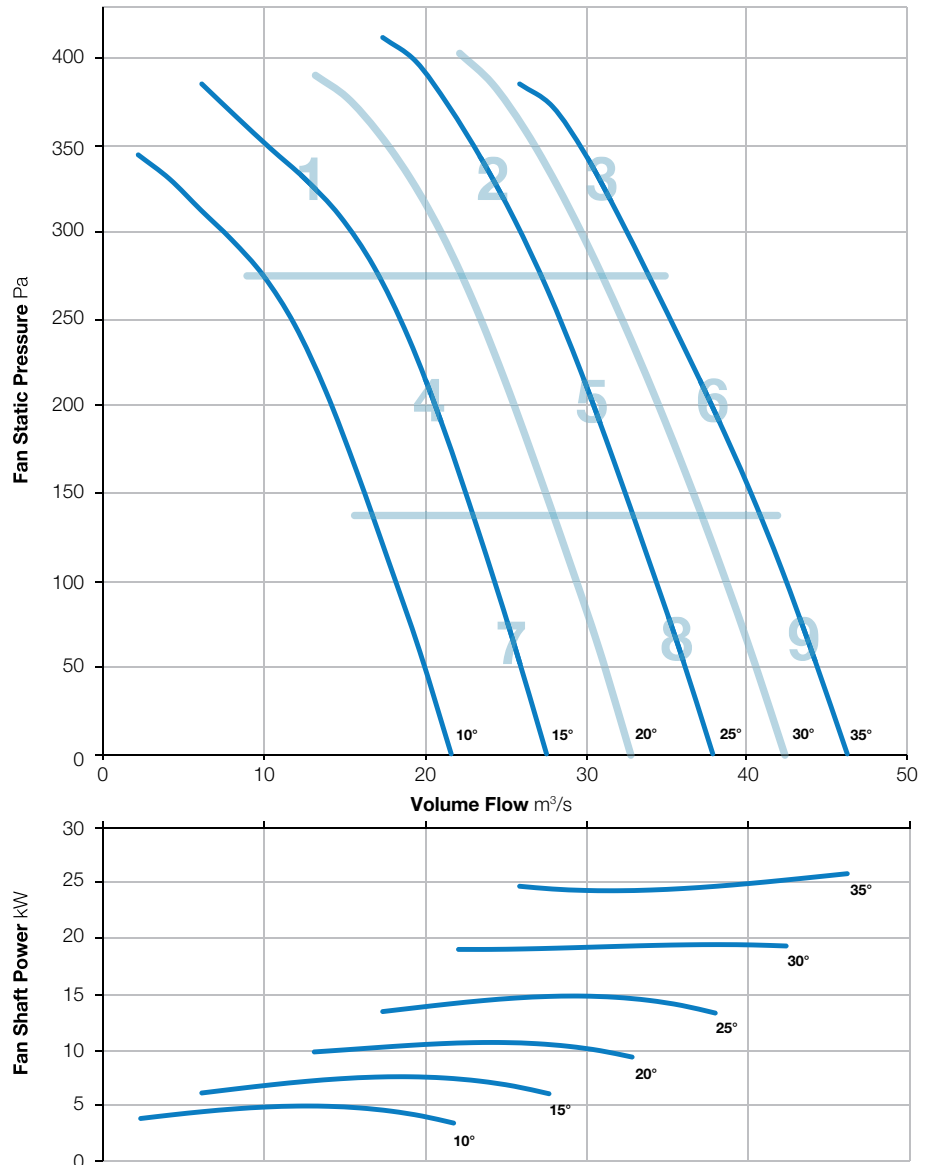
BS EN ISO 5136:2009

Type D installation

Form B



Elta Fans Limited certifies that the Axial Fans shown herein are licensed to bear the AMCA Seal. The ratings shown are based on tests and procedures performed in accordance with AMCA Publication 211 and comply with the requirements of the AMCA Certified Ratings Program. Performance certified is for Installation Type D: Ducted Inlet, Ducted Outlet. Performance ratings do not include the effects of appurtenances (accessories).



Zone		In-duct Sound Power Level (SWL) re 1pW									SPL dBA @ 3m*
		63Hz	125Hz	250Hz	500Hz	1kHz	2kHz	4kHz	8kHz	Total	
1	Inlet	100	96	95	96	95	92	89	82	104	79
	Outlet	104	95	93	94	93	90	87	81	106	77
2	Inlet	104	99	96	96	93	91	87	82	107	78
	Outlet	106	99	94	95	93	90	88	84	108	78
3	Inlet	108	103	99	100	97	94	91	85	110	82
	Outlet	109	104	99	99	97	93	91	87	111	81
4	Inlet	100	97	95	96	95	93	91	83	105	79
	Outlet	104	96	93	93	93	91	89	82	106	77
5	Inlet	104	98	96	96	93	91	87	81	106	78
	Outlet	105	99	94	95	93	90	87	83	107	77
6	Inlet	107	99	96	97	95	91	89	84	109	79
	Outlet	108	102	97	97	96	92	91	87	110	80
7	Inlet	103	96	94	94	94	93	91	80	105	79
	Outlet	103	96	93	93	94	92	89	79	105	78
8	Inlet	103	99	97	97	95	94	91	87	107	80
	Outlet	104	99	96	96	95	93	91	87	107	80
9	Inlet	108	101	98	98	96	92	90	86	110	80
	Outlet	109	103	99	98	96	93	91	89	111	81

*Sound Pressure Level (SPL) is average spherical free-field re 20μPa, for comparative use only.
Power rating (watts, kW or BHP) does not include transmission losses.
The AMCA certified ratings seal applies to air performance only.



1600-550-6

960 r/min



Nominal Diameter

1600mm



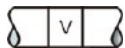
Hub Type

550



Number of Blades

6



BS ISO 5801:2017

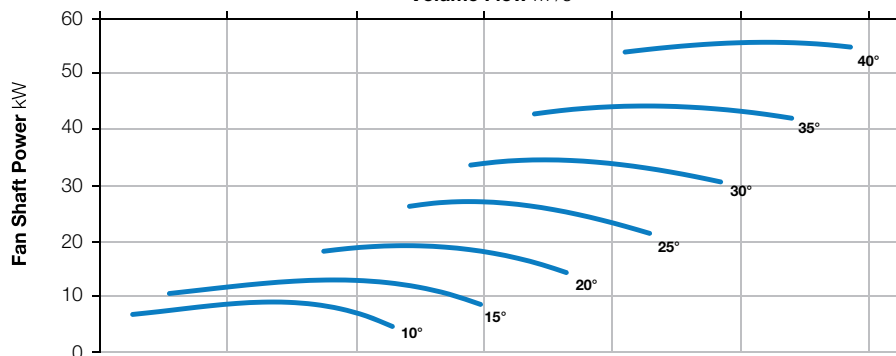
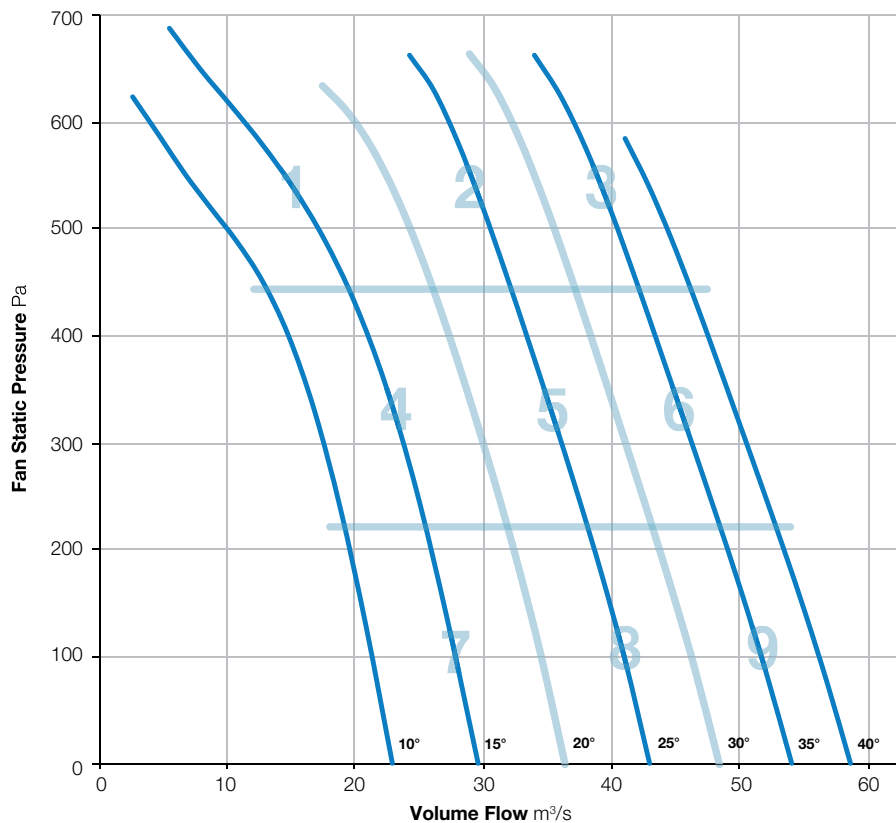
BS EN ISO 5136:2009

Type D installation

Form B



Elta Fans Limited certifies that the Axial Fans shown herein are licensed to bear the AMCA Seal. The ratings shown are based on tests and procedures performed in accordance with AMCA Publication 211 and comply with the requirements of the AMCA Certified Ratings Program. Performance certified is for Installation Type D: Ducted Inlet, Ducted Outlet. Performance ratings do not include the effects of appurtenances (accessories).



Zone		In-duct Sound Power Level (SWL) re 1pW									SPL dBA @ 3m*
		63Hz	125Hz	250Hz	500Hz	1kHz	2kHz	4kHz	8kHz	Total	
1	Inlet	97	98	103	107	102	97	91	84	110	87
	Outlet	99	101	102	105	101	97	91	84	109	85
2	Inlet	101	103	99	100	96	94	90	84	108	81
	Outlet	102	104	99	98	96	93	91	86	108	81
3	Inlet	103	103	100	100	98	95	92	87	109	82
	Outlet	105	105	101	101	98	96	94	90	110	83
4	Inlet	98	99	97	99	97	97	93	85	106	82
	Outlet	98	101	97	97	96	96	92	84	106	81
5	Inlet	101	102	99	100	96	94	90	84	107	81
	Outlet	102	103	98	98	95	93	90	84	107	80
6	Inlet	105	104	100	101	98	95	91	86	110	83
	Outlet	105	106	101	101	98	96	93	89	110	83
7	Inlet	98	99	97	98	96	96	93	83	106	81
	Outlet	98	100	96	96	95	95	92	83	105	80
8	Inlet	103	103	99	100	97	96	92	85	108	82
	Outlet	103	104	99	98	96	95	91	85	108	81
9	Inlet	105	105	101	102	99	95	91	86	110	83
	Outlet	106	107	101	102	99	96	93	89	111	84

*Sound Pressure Level (SPL) is average spherical free-field re 20μPa, for comparative use only.
Power rating (watts, kW or BHP) does not include transmission losses.
The AMCA certified ratings seal applies to air performance only.



1600-550-9

960 r/min



Nominal Diameter

1600mm



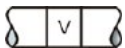
Hub Type

550



Number of Blades

9



BS ISO 5801:2017

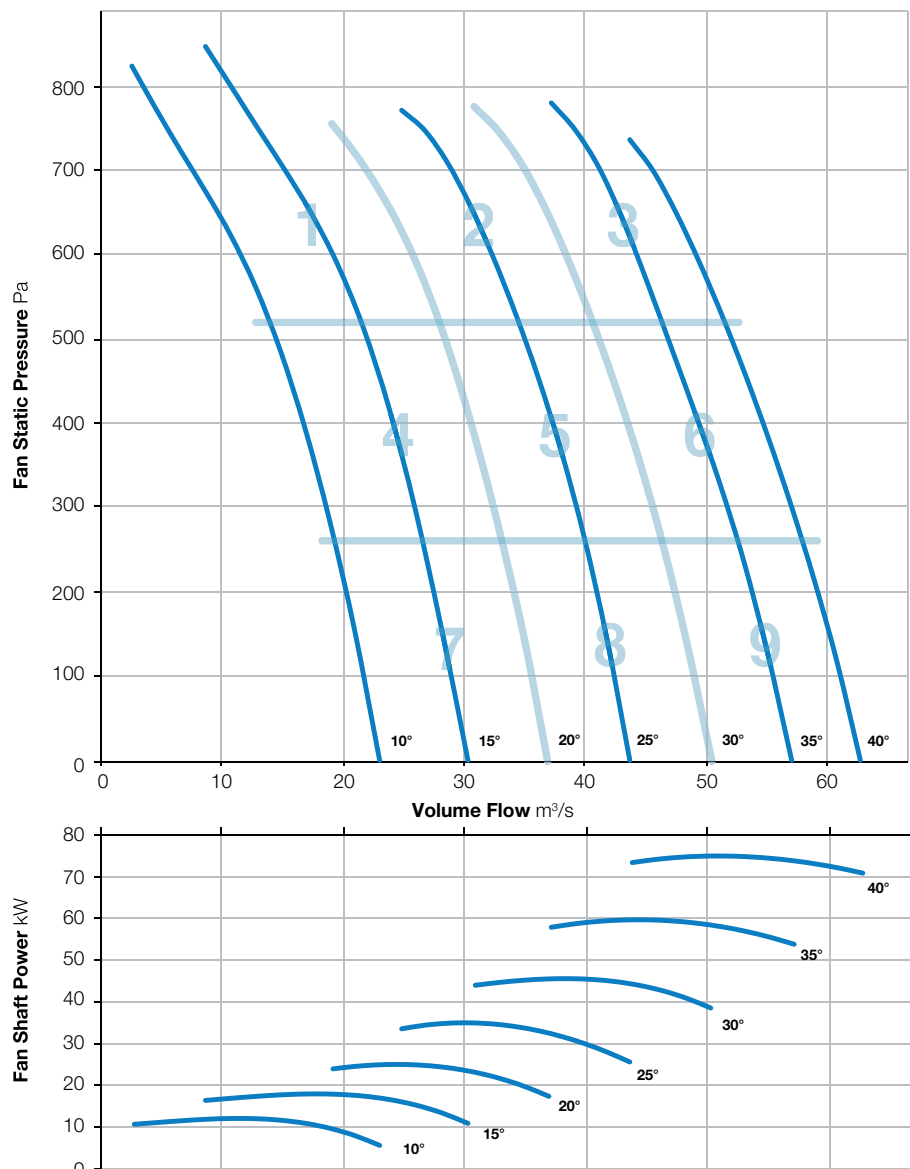
BS EN ISO 5136:2009

Type D installation

Form B



Elta Fans Limited certifies that the Axial Fans shown herein are licensed to bear the AMCA Seal. The ratings shown are based on tests and procedures performed in accordance with AMCA Publication 211 and comply with the requirements of the AMCA Certified Ratings Program. Performance certified is for Installation Type D: Ducted Inlet, Ducted Outlet. Performance ratings do not include the effects of appurtenances (accessories).



Zone		In-duct Sound Power Level (SWL) re 1pW									SPL dBA @ 3m*
		63Hz	125Hz	250Hz	500Hz	1kHz	2kHz	4kHz	8kHz	Total	
1	Inlet	102	101	105	108	104	99	94	86	112	88
	Outlet	104	102	105	106	103	99	93	85	112	87
2	Inlet	104	102	103	106	101	99	95	86	111	86
	Outlet	106	103	103	105	101	99	95	87	111	86
3	Inlet	105	103	104	104	102	97	94	88	111	86
	Outlet	107	105	105	104	103	98	95	91	112	86
4	Inlet	101	98	100	102	100	101	97	87	109	86
	Outlet	104	98	100	100	99	100	96	86	109	85
5	Inlet	105	101	102	103	99	97	94	85	110	84
	Outlet	106	101	102	102	98	97	93	85	110	84
6	Inlet	104	103	104	103	100	96	92	86	110	84
	Outlet	106	105	105	103	101	97	94	90	112	85
7	Inlet	100	97	100	100	99	99	96	85	107	84
	Outlet	103	97	100	99	98	98	94	84	108	83
8	Inlet	106	101	102	102	99	99	95	86	110	85
	Outlet	107	102	102	102	99	98	94	85	111	84
9	Inlet	107	106	109	106	102	98	93	85	114	87
	Outlet	109	107	108	108	103	100	95	89	115	88

*Sound Pressure Level (SPL) is average spherical free-field re 20μPa, for comparative use only.
Power rating (watts, kW or BHP) does not include transmission losses.
The AMCA certified ratings seal applies to air performance only.



1600-550-12

960 r/min



Nominal Diameter

1600mm



Hub Type

550



Number of Blades

12

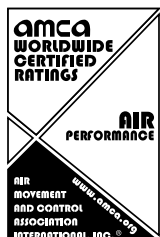


BS ISO 5801:2017

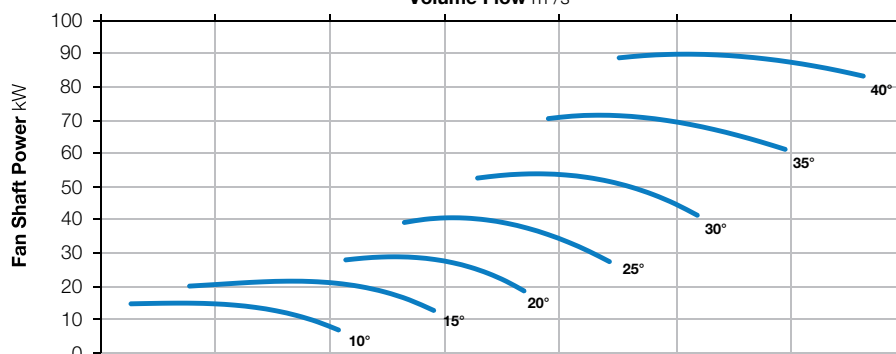
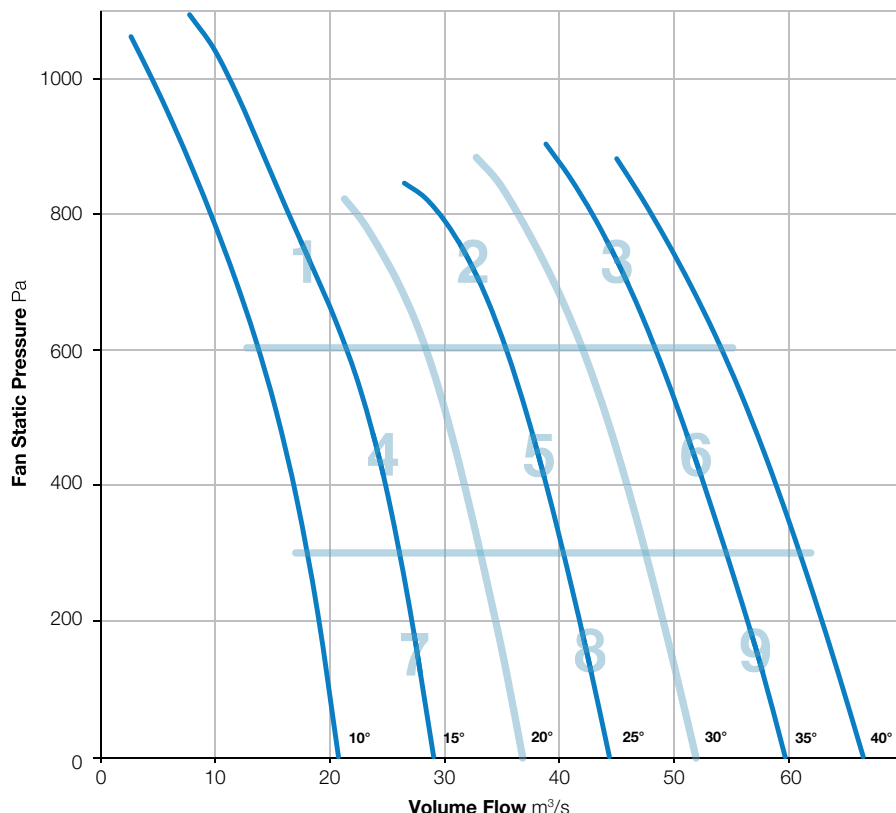
BS EN ISO 5136:2009

Type D installation

Form B



Elta Fans Limited certifies that the Axial Fans shown herein are licensed to bear the AMCA Seal. The ratings shown are based on tests and procedures performed in accordance with AMCA Publication 211 and comply with the requirements of the AMCA Certified Ratings Program. Performance certified is for Installation Type D: Ducted Inlet, Ducted Outlet. Performance ratings do not include the effects of appurtenances (accessories).



Zone		In-duct Sound Power Level (SWL) re 1pW									SPL dBA @ 3m*
		63Hz	125Hz	250Hz	500Hz	1kHz	2kHz	4kHz	8kHz	Total	
1	Inlet	97	100	105	107	103	98	92	85	111	87
	Outlet	98	101	105	106	102	98	92	84	111	86
2	Inlet	100	98	103	105	100	98	94	86	109	85
	Outlet	102	99	103	104	100	98	94	87	109	85
3	Inlet	99	98	103	103	99	94	91	86	108	84
	Outlet	102	100	103	102	100	96	93	89	109	84
4	Inlet	94	92	99	101	99	99	95	85	106	84
	Outlet	96	93	99	99	98	98	94	84	106	83
5	Inlet	100	96	102	101	97	96	92	85	107	83
	Outlet	101	97	101	100	97	96	92	85	107	82
6	Inlet	103	98	102	101	97	94	90	84	108	82
	Outlet	106	101	103	102	98	95	92	87	110	83
7	Inlet	94	93	99	99	98	98	95	85	106	83
	Outlet	96	93	99	97	96	97	93	84	105	82
8	Inlet	102	98	102	101	98	98	95	85	108	84
	Outlet	103	98	102	99	97	97	93	84	108	83
9	Inlet	104	99	103	102	97	95	91	84	109	83
	Outlet	107	102	104	102	98	96	92	87	111	84

*Sound Pressure Level (SPL) is average spherical free-field re 20μPa, for comparative use only.
Power rating (watts, kW or BHP) does not include transmission losses.
The AMCA certified ratings seal applies to air performance only.



1800-400-3

720 r/min



Nominal Diameter

1800mm



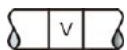
Hub Type

400



Number of Blades

3

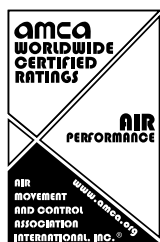


BS ISO 5801:2017

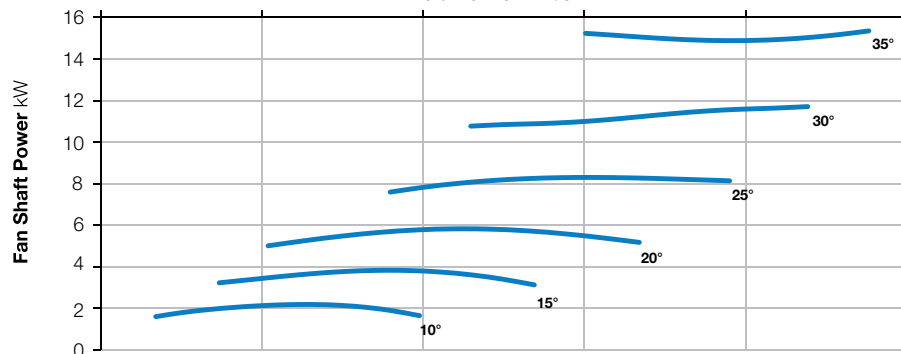
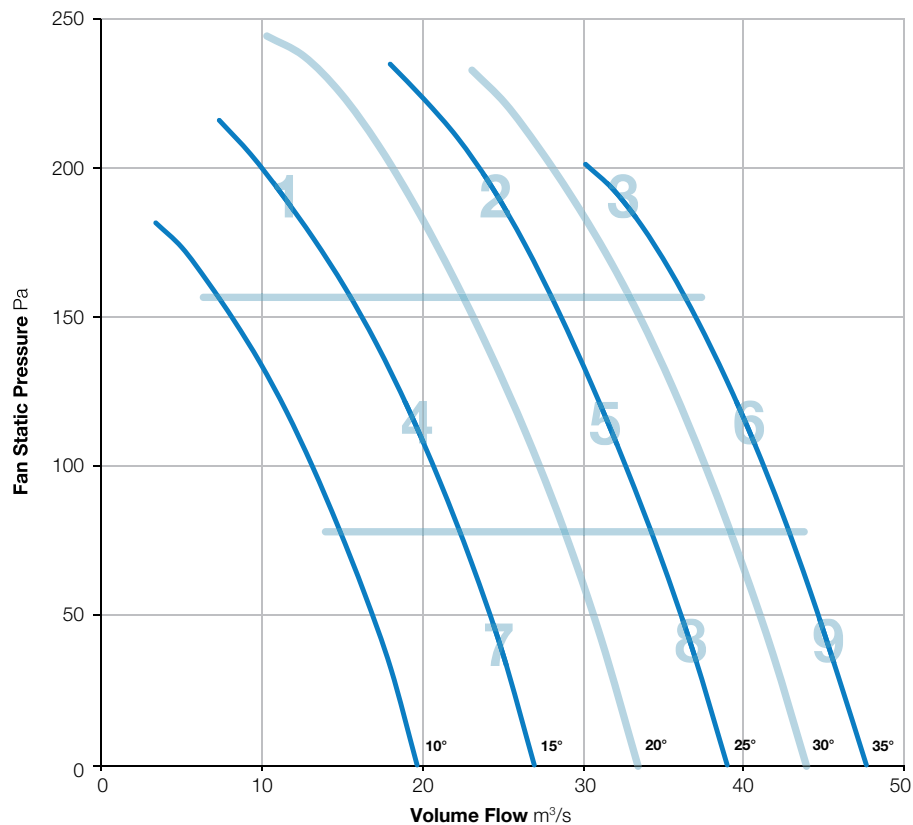
BS EN ISO 5136:2009

Type D installation

Form B



Elta Fans Limited certifies that the Axial Fans shown herein are licensed to bear the AMCA Seal. The ratings shown are based on tests and procedures performed in accordance with AMCA Publication 211 and comply with the requirements of the AMCA Certified Ratings Program. Performance certified is for Installation Type D: Ducted Inlet, Ducted Outlet. Performance ratings do not include the effects of appurtenances (accessories).



Zone		In-duct Sound Power Level (SWL) re 1pW									SPL dBA @ 3m*
		63Hz	125Hz	250Hz	500Hz	1kHz	2kHz	4kHz	8kHz	Total	
1	Inlet	91	87	96	96	92	88	84	76	101	77
	Outlet	90	88	95	94	91	86	83	76	100	75
2	Inlet	95	88	87	87	88	85	84	79	98	72
	Outlet	94	89	86	85	87	84	85	80	97	71
3	Inlet	98	98	98	98	98	98	98	98	107	84
	Outlet	99	99	99	99	99	99	99	99	108	85
4	Inlet	90	87	87	87	90	91	85	76	97	75
	Outlet	92	88	86	85	88	89	83	74	97	73
5	Inlet	98	91	88	88	88	85	83	77	100	72
	Outlet	96	92	87	86	87	84	84	78	99	71
6	Inlet	103	97	95	94	93	90	87	81	105	77
	Outlet	104	100	96	94	93	89	89	82	107	77
7	Inlet	91	88	87	87	90	91	85	75	97	75
	Outlet	93	89	87	85	88	89	83	72	97	73
8	Inlet	97	92	89	89	89	86	83	77	100	73
	Outlet	97	93	88	87	87	85	84	78	100	72
9	Inlet	101	95	94	94	93	89	87	82	104	77
	Outlet	103	98	95	94	92	89	90	84	106	77

*Sound Pressure Level (SPL) is average spherical free-field re 20μPa, for comparative use only.
Power rating (watts, kW or BHP) does not include transmission losses.
The AMCA certified ratings seal applies to air performance only.



1800-400-6

720 r/min



Nominal Diameter

1800mm



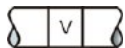
Hub Type

400



Number of Blades

6



BS ISO 5801:2017

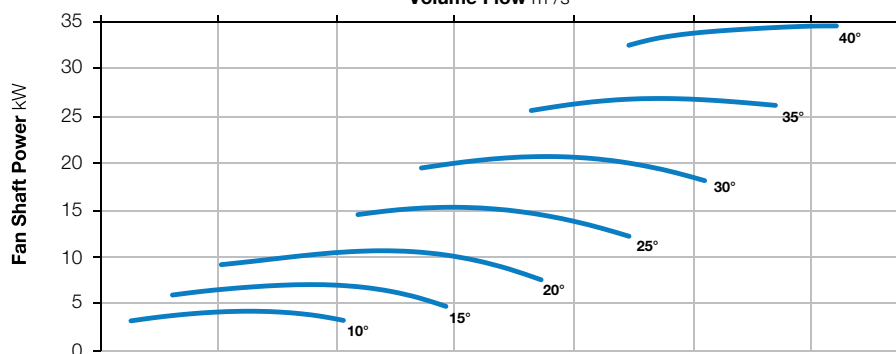
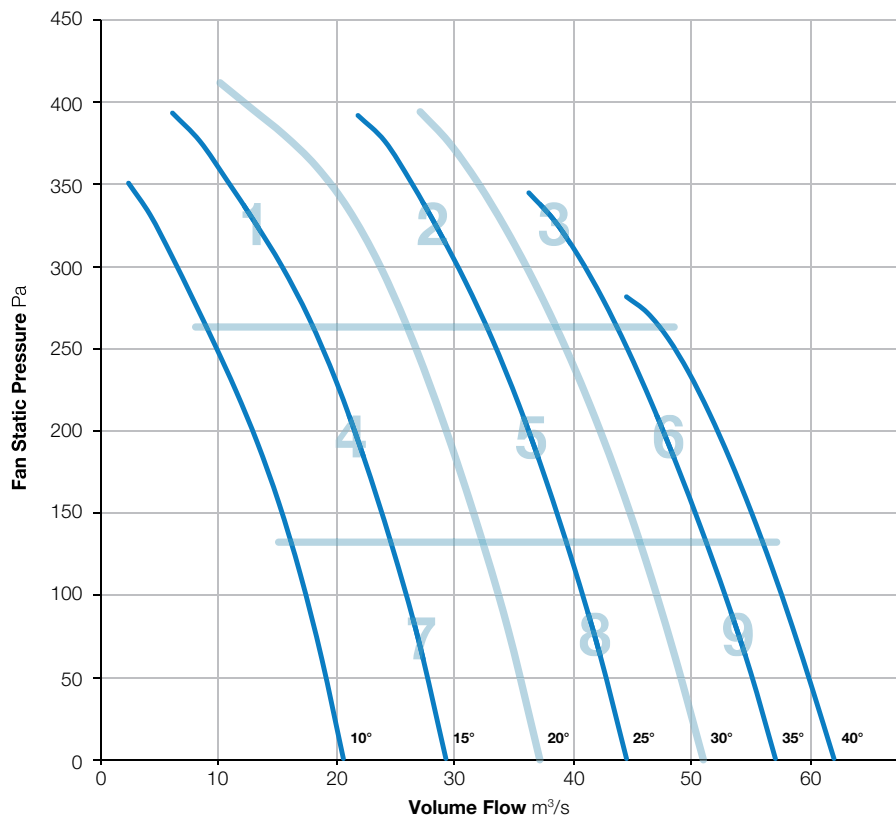
BS EN ISO 5136:2009

Type D installation

Form B



Elta Fans Limited certifies that the Axial Fans shown herein are licensed to bear the AMCA Seal. The ratings shown are based on tests and procedures performed in accordance with AMCA Publication 211 and comply with the requirements of the AMCA Certified Ratings Program. Performance certified is for Installation Type D: Ducted Inlet, Ducted Outlet. Performance ratings do not include the effects of appurtenances (accessories).



Zone		In-duct Sound Power Level (SWL) re 1pW									SPL dBA @ 3m*
		63Hz	125Hz	250Hz	500Hz	1kHz	2kHz	4kHz	8kHz	Total	
1	Inlet	95	92	100	98	95	91	86	78	104	79
	Outlet	94	94	101	96	93	90	86	77	104	78
2	Inlet	91	89	97	96	96	93	86	78	102	79
	Outlet	92	90	96	94	94	91	86	77	101	78
3	Inlet	101	98	98	98	96	93	90	85	106	80
	Outlet	101	100	98	98	96	93	92	86	106	81
4	Inlet	90	89	91	90	94	94	88	78	100	78
	Outlet	92	90	91	88	92	92	86	76	99	76
5	Inlet	90	89	91	90	94	94	88	78	100	78
	Outlet	92	90	91	88	92	92	86	76	99	76
6	Inlet	101	98	95	95	94	91	89	84	105	78
	Outlet	102	100	95	94	93	91	91	86	106	78
7	Inlet	92	92	92	90	91	91	84	75	99	75
	Outlet	93	92	92	88	88	89	83	72	99	73
8	Inlet	92	92	92	90	91	91	84	75	99	75
	Outlet	93	92	92	88	88	89	83	72	99	73
9	Inlet	102	99	96	95	94	91	89	83	106	78
	Outlet	103	101	96	94	93	91	90	85	106	78

*Sound Pressure Level (SPL) is average spherical free-field re 20μPa, for comparative use only.
Power rating (watts, kW or BHP) does not include transmission losses.
The AMCA certified ratings seal applies to air performance only.



1800-400-9

720 r/min



Nominal Diameter

1800mm



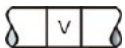
Hub Type

400



Number of Blades

9



BS ISO 5801:2017

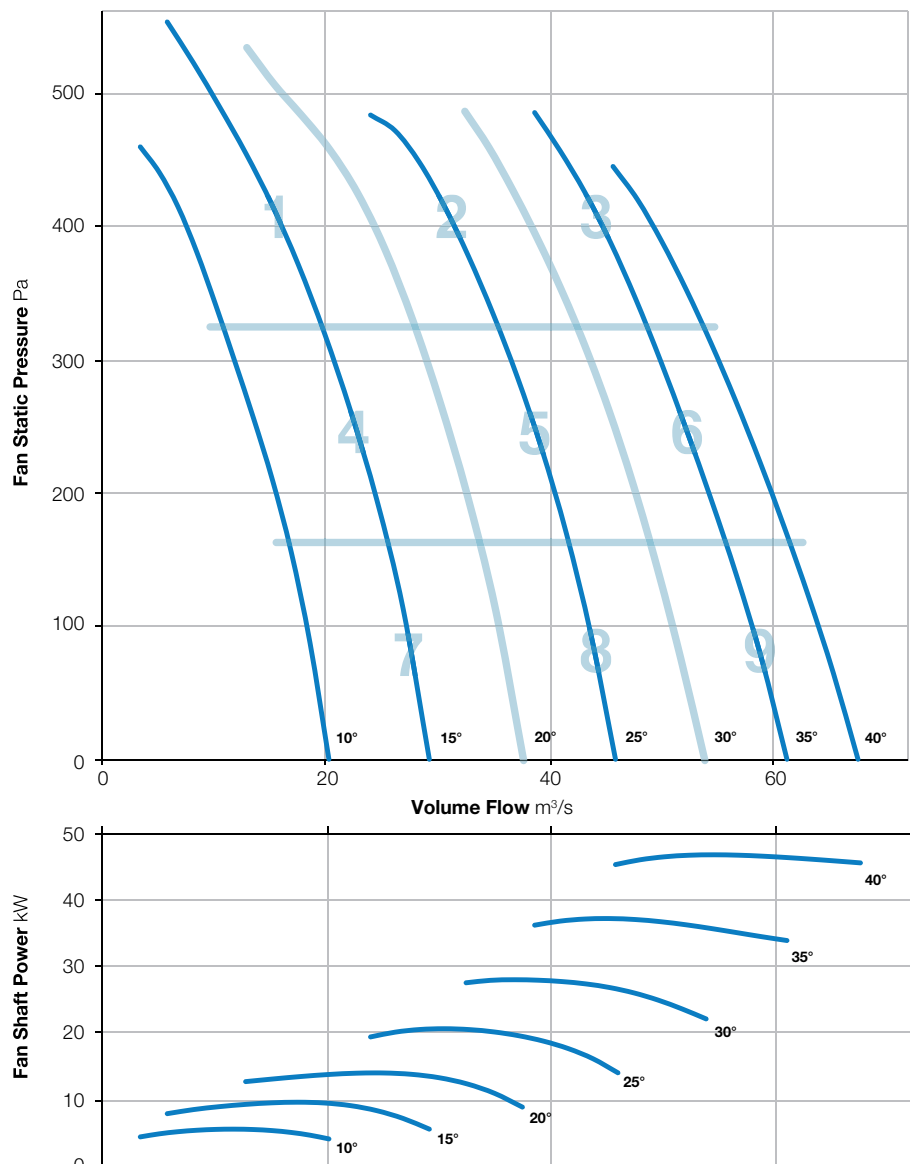
BS EN ISO 5136:2009

Type D installation

Form B



Elta Fans Limited certifies that the Axial Fans shown herein are licensed to bear the AMCA Seal. The ratings shown are based on tests and procedures performed in accordance with AMCA Publication 211 and comply with the requirements of the AMCA Certified Ratings Program. Performance certified is for Installation Type D: Ducted Inlet, Ducted Outlet. Performance ratings do not include the effects of appurtenances (accessories).



Zone		In-duct Sound Power Level (SWL) re 1pW									SPL dBA @ 3m*
		63Hz	125Hz	250Hz	500Hz	1kHz	2kHz	4kHz	8kHz	Total	
1	Inlet	91	93	100	100	98	94	88	79	105	82
	Outlet	92	92	100	98	96	93	87	78	104	80
2	Inlet	93	97	96	92	93	93	89	81	102	78
	Outlet	92	97	94	90	91	91	88	80	101	76
3	Inlet	96	98	96	94	93	91	89	84	103	78
	Outlet	97	99	95	93	92	91	91	86	104	78
4	Inlet	89	93	92	91	94	95	88	78	101	79
	Outlet	91	93	92	89	92	94	87	76	100	77
5	Inlet	98	98	96	93	95	95	90	80	104	80
	Outlet	97	98	95	91	93	93	88	78	103	78
6	Inlet	97	100	97	94	93	90	88	83	104	78
	Outlet	98	100	96	93	92	90	90	85	104	77
7	Inlet	90	94	93	91	92	93	85	76	100	77
	Outlet	90	94	92	89	90	91	84	73	99	75
8	Inlet	98	99	97	94	95	96	90	80	105	80
	Outlet	98	99	96	92	93	94	88	77	104	78
9	Inlet	99	101	97	94	94	91	88	82	105	78
	Outlet	100	102	97	94	93	91	89	83	106	78

*Sound Pressure Level (SPL) is average spherical free-field re 20μPa, for comparative use only.
Power rating (watts, kW or BHP) does not include transmission losses.
The AMCA certified ratings seal applies to air performance only.



1800-550-3

720 r/min



Nominal Diameter

1800mm



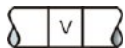
Hub Type

550



Number of Blades

3



BS ISO 5801:2017

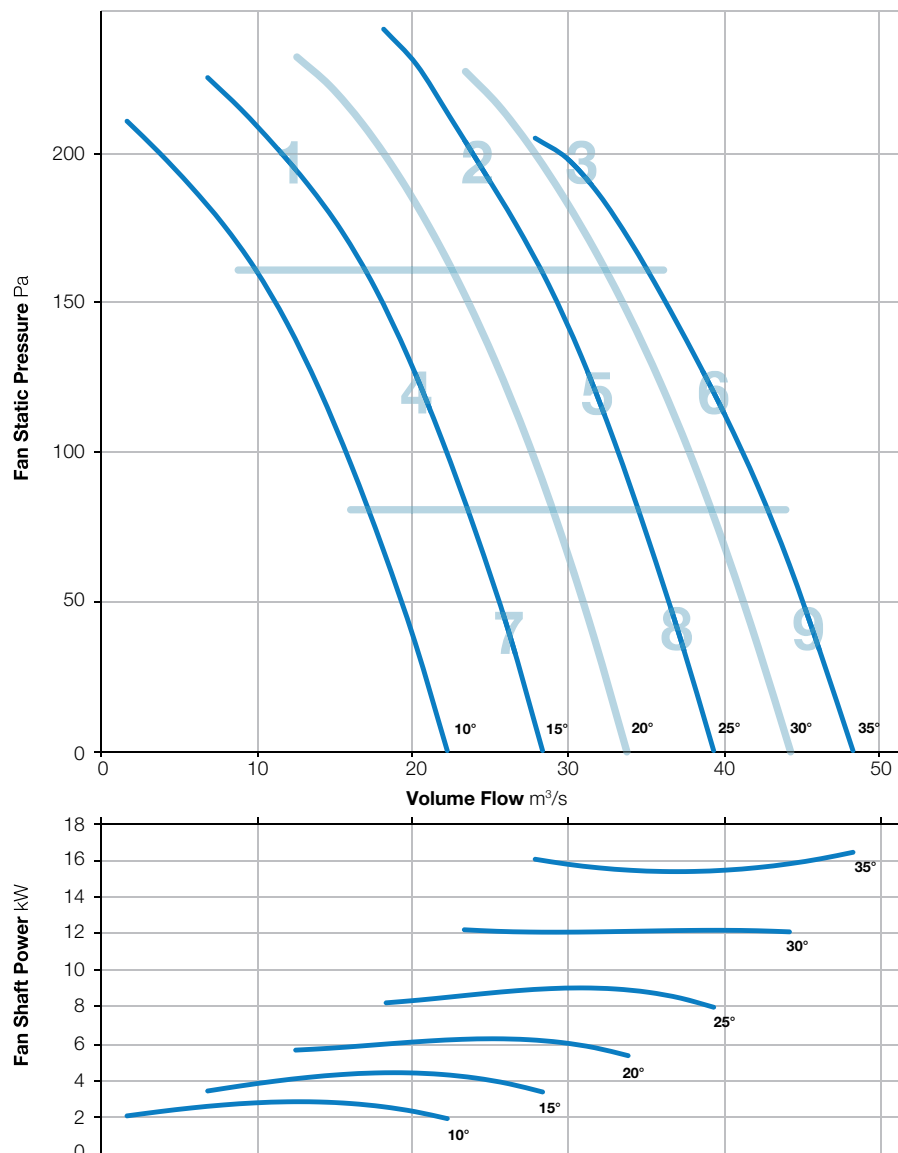
BS EN ISO 5136:2009

Type D installation

Form B



Elta Fans Limited certifies that the Axial Fans shown herein are licensed to bear the AMCA Seal. The ratings shown are based on tests and procedures performed in accordance with AMCA Publication 211 and comply with the requirements of the AMCA Certified Ratings Program. Performance certified is for Installation Type D: Ducted Inlet, Ducted Outlet. Performance ratings do not include the effects of appurtenances (accessories).



Zone		In-duct Sound Power Level (SWL) re 1pW									SPL dBA @ 3m*
		63Hz	125Hz	250Hz	500Hz	1kHz	2kHz	4kHz	8kHz	Total	
1	Inlet	89	87	90	93	90	87	83	74	98	74
	Outlet	92	87	89	92	89	86	82	74	98	73
2	Inlet	95	92	89	89	88	85	83	77	99	72
	Outlet	98	92	88	88	87	84	83	79	100	71
3	Inlet	97	95	91	91	88	84	80	75	101	72
	Outlet	100	96	93	92	89	85	83	77	103	74
4	Inlet	92	87	88	89	90	90	87	74	98	75
	Outlet	94	87	87	87	89	89	85	74	98	74
5	Inlet	94	91	89	89	86	83	81	75	98	71
	Outlet	97	90	87	87	85	82	81	76	99	70
6	Inlet	97	92	90	91	89	85	83	78	100	73
	Outlet	101	93	92	91	89	86	86	81	103	74
7	Inlet	92	88	88	89	90	90	87	72	98	75
	Outlet	94	88	87	88	89	89	85	71	98	74
8	Inlet	94	93	90	89	89	86	84	77	99	73
	Outlet	96	91	89	87	86	84	82	76	99	71
9	Inlet	99	94	92	92	90	86	84	80	102	74
	Outlet	102	95	92	91	90	86	86	82	104	74

*Sound Pressure Level (SPL) is average spherical free-field re 20μPa, for comparative use only.
Power rating (watts, kW or BHP) does not include transmission losses.
The AMCA certified ratings seal applies to air performance only.



1800-550-6

720 r/min



Nominal Diameter

1800mm



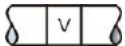
Hub Type

550



Number of Blades

6



BS ISO 5801:2017

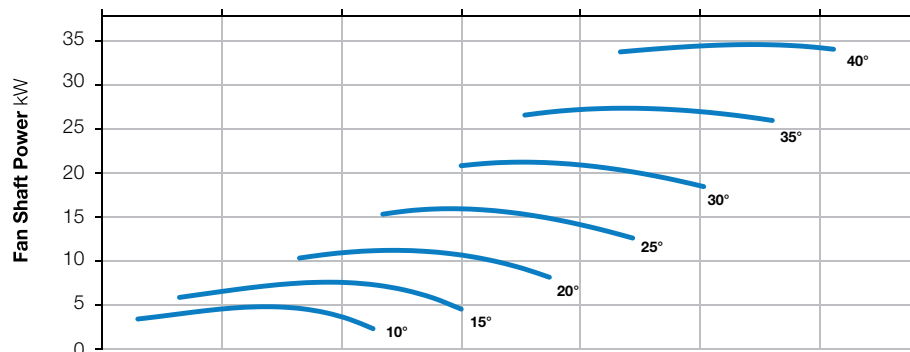
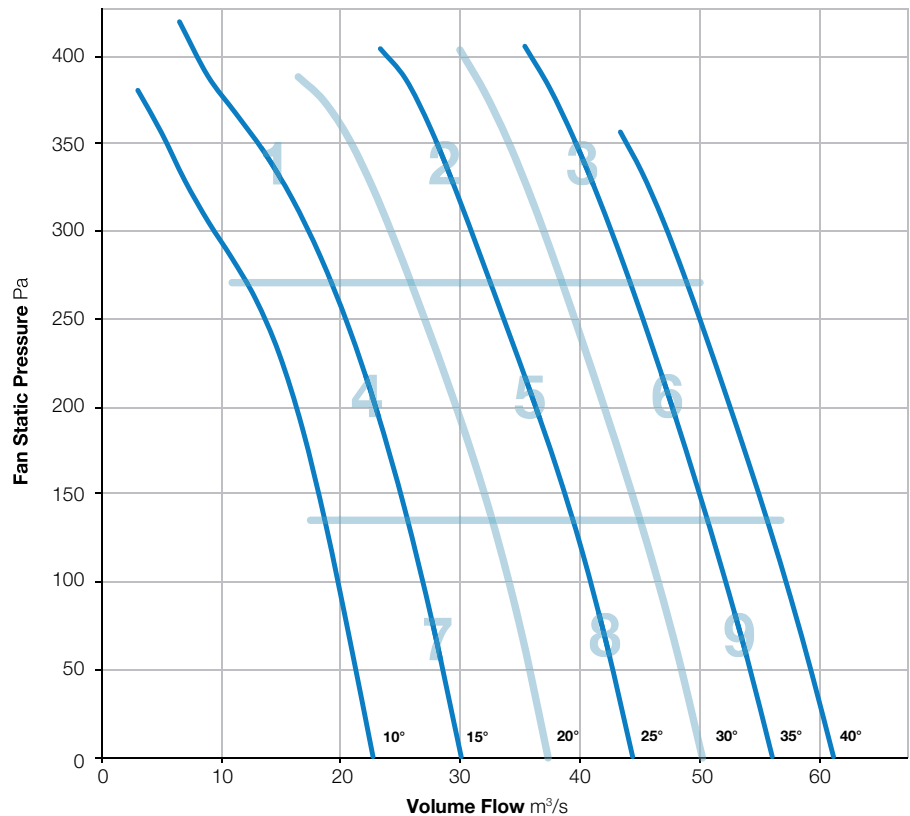
BS EN ISO 5136:2009

Type D installation

Form B



Elta Fans Limited certifies that the Axial Fans shown herein are licensed to bear the AMCA Seal. The ratings shown are based on tests and procedures performed in accordance with AMCA Publication 211 and comply with the requirements of the AMCA Certified Ratings Program. Performance certified is for Installation Type D: Ducted Inlet, Ducted Outlet. Performance ratings do not include the effects of appurtenances (accessories).



Zone		In-duct Sound Power Level (SWL) re 1pW									SPL dBA @ 3m*
		63Hz	125Hz	250Hz	500Hz	1kHz	2kHz	4kHz	8kHz	Total	
1	Inlet	94	90	100	100	96	92	86	73	105	81
	Outlet	98	90	98	98	95	91	85	75	104	79
2	Inlet	99	93	93	96	92	89	87	81	103	77
	Outlet	101	94	92	94	91	89	87	84	103	76
3	Inlet	100	92	92	94	92	89	86	80	103	76
	Outlet	101	95	92	94	93	90	88	84	104	77
4	Inlet	96	90	93	93	93	94	89	74	102	78
	Outlet	99	90	92	91	92	92	87	74	102	77
5	Inlet	98	92	93	95	91	88	85	77	102	76
	Outlet	100	94	91	92	90	88	85	79	102	75
6	Inlet	101	94	94	95	93	89	87	81	104	77
	Outlet	103	97	94	95	93	91	88	84	105	78
7	Inlet	96	91	92	93	92	93	88	71	101	77
	Outlet	98	91	91	90	91	92	86	71	101	76
8	Inlet	99	93	93	95	92	90	88	74	103	77
	Outlet	100	93	92	92	91	90	86	76	103	76
9	Inlet	103	96	95	97	94	90	87	80	106	78
	Outlet	104	98	95	97	94	91	88	83	106	79

*Sound Pressure Level (SPL) is average spherical free-field re 20μPa, for comparative use only.
Power rating (watts, kW or BHP) does not include transmission losses.
The AMCA certified ratings seal applies to air performance only.



1800-550-9

720 r/min



Nominal Diameter

1800mm



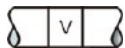
Hub Type

550



Number of Blades

9



BS ISO 5801:2017

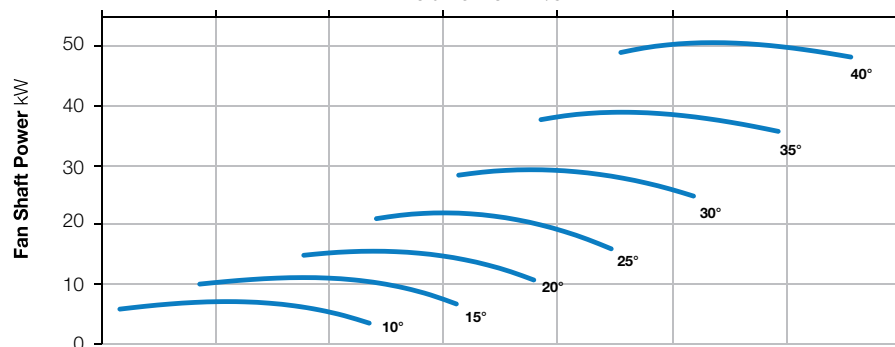
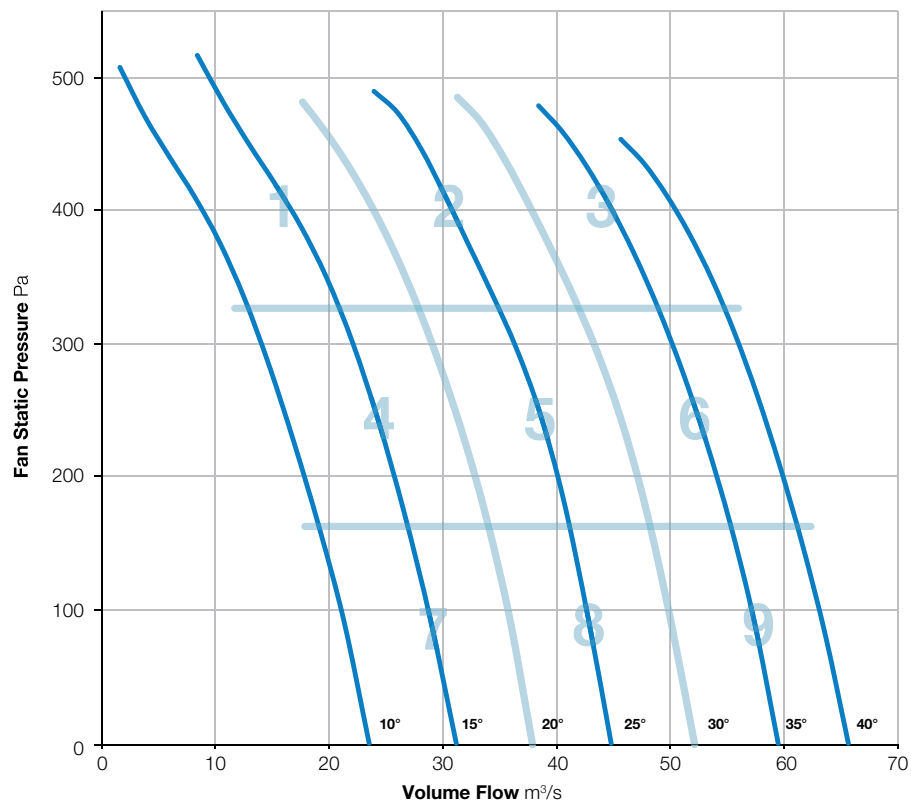
BS EN ISO 5136:2009

Type D installation

Form B



Elta Fans Limited certifies that the Axial Fans shown herein are licensed to bear the AMCA Seal. The ratings shown are based on tests and procedures performed in accordance with AMCA Publication 211 and comply with the requirements of the AMCA Certified Ratings Program. Performance certified is for Installation Type D: Ducted Inlet, Ducted Outlet. Performance ratings do not include the effects of appurtenances (accessories).



Zone		In-duct Sound Power Level (SWL) re 1pW									SPL dBA @ 3m*
		63Hz	125Hz	250Hz	500Hz	1kHz	2kHz	4kHz	8kHz	Total	
1	Inlet	95	93	100	101	97	94	88	75	106	82
	Outlet	97	94	99	99	96	93	87	77	105	80
2	Inlet	97	95	98	98	95	93	88	79	104	80
	Outlet	99	96	96	97	95	92	88	82	104	79
3	Inlet	98	96	95	97	93	90	87	79	103	78
	Outlet	101	99	96	98	94	91	89	82	106	79
4	Inlet	93	93	95	95	95	96	91	75	103	80
	Outlet	95	93	93	94	94	95	89	76	102	79
5	Inlet	97	95	97	95	94	92	88	78	103	78
	Outlet	99	96	96	94	93	92	87	80	104	78
6	Inlet	99	97	96	96	93	90	86	78	104	78
	Outlet	101	99	96	97	93	91	89	82	105	78
7	Inlet	93	93	94	94	93	94	89	73	102	78
	Outlet	94	94	92	92	92	93	88	72	101	77
8	Inlet	98	96	98	96	95	94	90	77	104	80
	Outlet	100	97	96	95	93	93	89	78	104	78
9	Inlet	98	101	96	96	93	87	82	76	105	77
	Outlet	99	102	97	97	94	90	85	80	106	78

*Sound Pressure Level (SPL) is average spherical free-field re 20μPa, for comparative use only.
Power rating (watts, kW or BHP) does not include transmission losses.
The AMCA certified ratings seal applies to air performance only.



1800-550-12

720 r/min



Nominal Diameter

1800mm



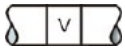
Hub Type

550



Number of Blades

12



BS ISO 5801:2017

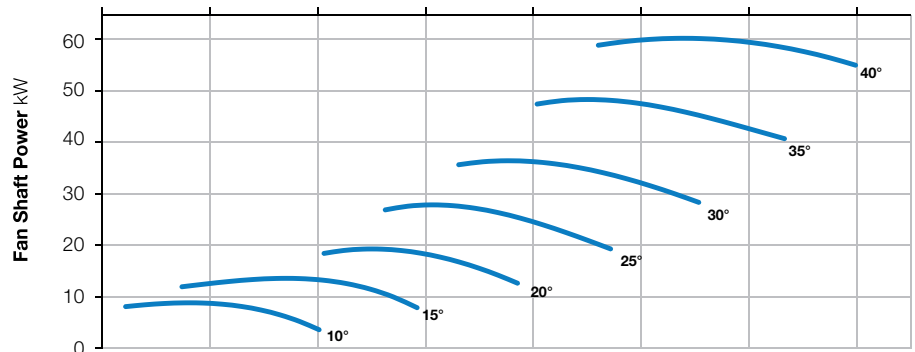
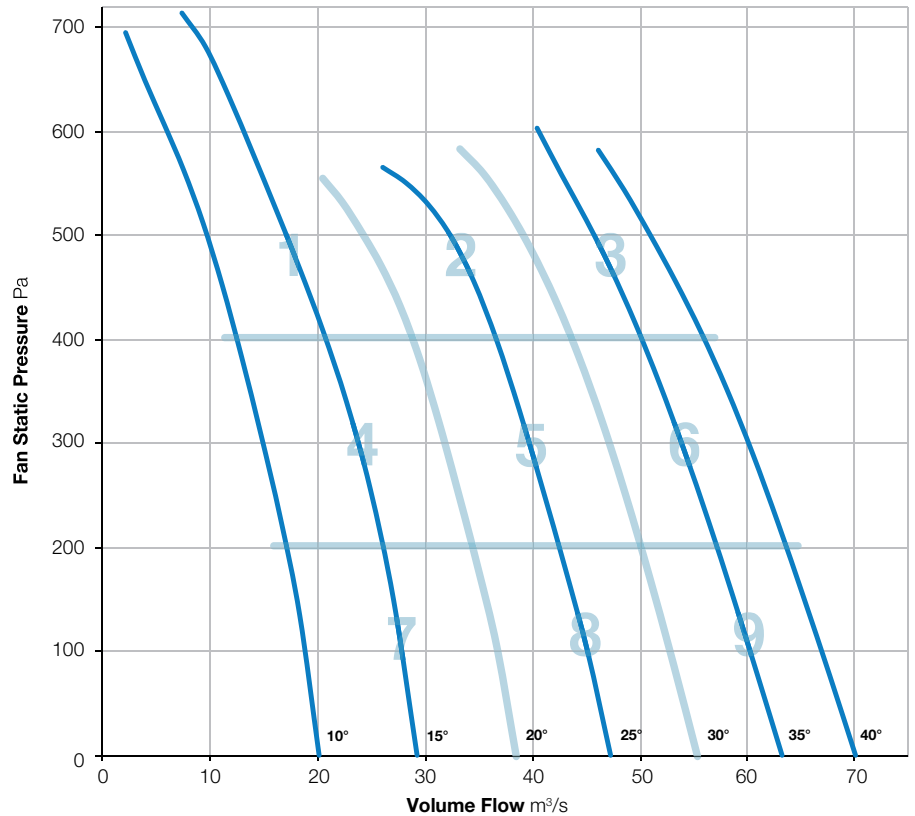
BS EN ISO 5136:2009

Type D installation

Form B



Elta Fans Limited certifies that the Axial Fans shown herein are licensed to bear the AMCA Seal. The ratings shown are based on tests and procedures performed in accordance with AMCA Publication 211 and comply with the requirements of the AMCA Certified Ratings Program. Performance certified is for Installation Type D: Ducted Inlet, Ducted Outlet. Performance ratings do not include the effects of appurtenances (accessories).



Zone		In-duct Sound Power Level (SWL) re 1pW									SPL dBA @ 3m*
		63Hz	125Hz	250Hz	500Hz	1kHz	2kHz	4kHz	8kHz	Total	
1	Inlet	93	95	102	103	98	94	89	75	107	83
	Outlet	95	96	101	102	97	93	88	76	106	82
2	Inlet	94	97	99	99	96	93	89	79	105	80
	Outlet	97	98	98	99	95	93	88	81	105	80
3	Inlet	97	97	100	99	93	90	87	79	105	79
	Outlet	100	99	98	98	93	91	89	82	105	79
4	Inlet	88	92	96	96	96	96	91	75	103	81
	Outlet	91	93	94	94	95	95	90	75	102	79
5	Inlet	94	96	97	96	94	93	89	78	103	79
	Outlet	97	97	95	95	93	92	88	79	103	78
6	Inlet	98	98	99	95	92	90	87	79	104	77
	Outlet	101	100	99	95	93	91	88	82	106	78
7	Inlet	91	95	97	95	95	96	91	75	103	80
	Outlet	92	95	95	93	93	95	89	74	102	79
8	Inlet	97	97	97	97	95	96	92	77	105	81
	Outlet	99	98	96	95	94	95	90	77	104	79
9	Inlet	101	99	101	97	94	92	88	80	106	79
	Outlet	103	101	100	97	95	93	89	82	107	80

*Sound Pressure Level (SPL) is average spherical free-field re 20μPa, for comparative use only.
Power rating (watts, kW or BHP) does not include transmission losses.
The AMCA certified ratings seal applies to air performance only.



1800-400-3

960 r/min



Nominal Diameter

1800mm



Hub Type

400



Number of Blades

3



BS ISO 5801:2017

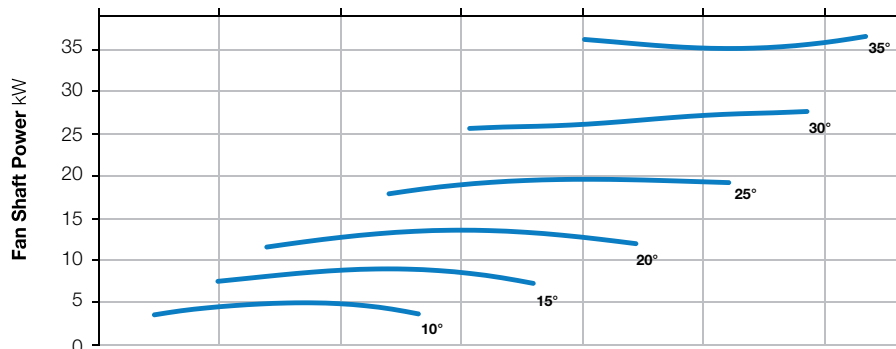
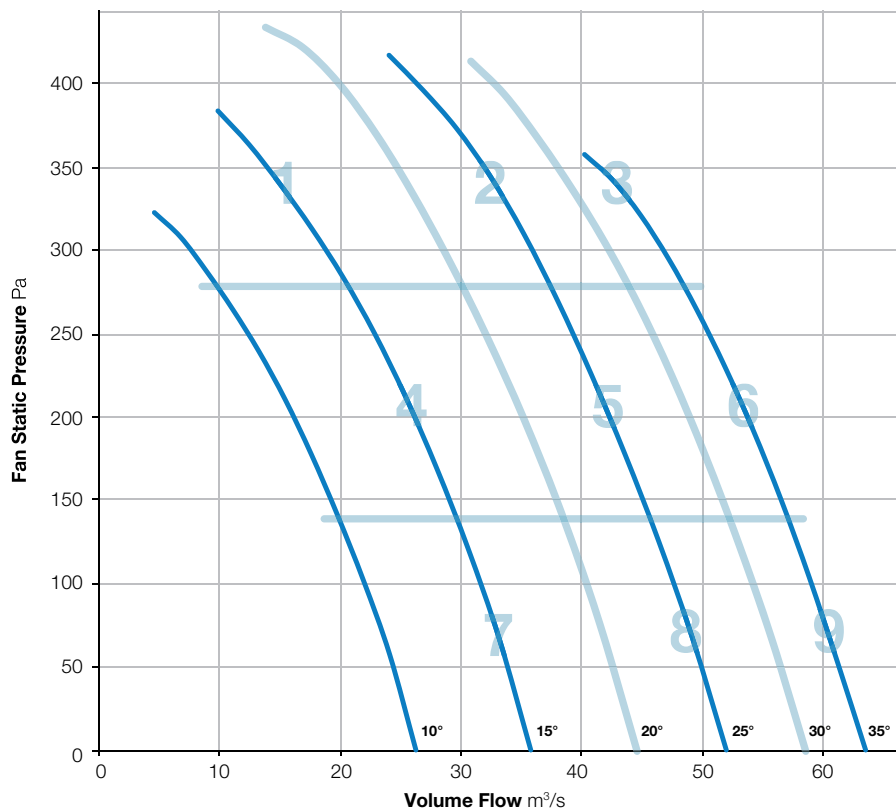
BS EN ISO 5136:2009

Type D installation

Form B



Elta Fans Limited certifies that the Axial Fans shown herein are licensed to bear the AMCA Seal. The ratings shown are based on tests and procedures performed in accordance with AMCA Publication 211 and comply with the requirements of the AMCA Certified Ratings Program. Performance certified is for Installation Type D: Ducted Inlet, Ducted Outlet. Performance ratings do not include the effects of appurtenances (accessories).



Zone		In-duct Sound Power Level (SWL) re 1pW									SPL dBA @ 3m*
		63Hz	125Hz	250Hz	500Hz	1kHz	2kHz	4kHz	8kHz	Total	
1	Inlet	97	99	99	105	102	97	93	86	109	86
	Outlet	98	99	98	103	100	96	92	86	108	84
2	Inlet	104	101	97	96	97	94	92	88	108	81
	Outlet	104	100	96	94	94	93	93	89	107	80
3	Inlet	108	107	104	103	101	98	94	90	113	85
	Outlet	109	109	105	103	101	98	96	91	114	86
4	Inlet	99	99	97	95	96	97	96	87	106	82
	Outlet	101	99	96	92	94	95	94	85	105	80
5	Inlet	106	101	99	97	97	94	91	87	109	81
	Outlet	105	102	97	95	95	93	91	88	108	80
6	Inlet	109	104	100	101	100	97	94	91	112	84
	Outlet	108	105	101	100	99	97	96	92	111	84
7	Inlet	101	101	99	96	97	98	97	87	107	83
	Outlet	104	100	97	94	95	96	95	84	107	81
8	Inlet	107	102	99	98	97	95	91	87	110	81
	Outlet	105	102	99	96	95	93	91	87	108	80
9	Inlet	109	105	101	100	100	97	94	91	112	84
	Outlet	108	105	102	99	99	97	96	93	111	84

*Sound Pressure Level (SPL) is average spherical free-field re 20µPa, for comparative use only.
Power rating (watts, kW or BHP) does not include transmission losses.
The AMCA certified ratings seal applies to air performance only.



1800-400-6

960 r/min



Nominal Diameter

1800mm



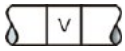
Hub Type

400



Number of Blades

6



BS ISO 5801:2017

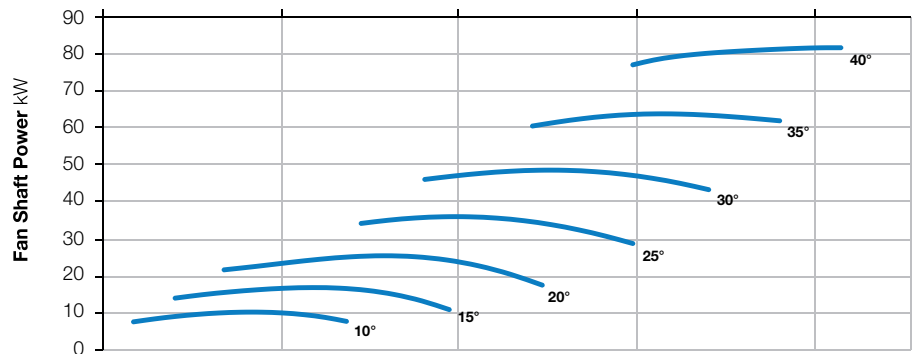
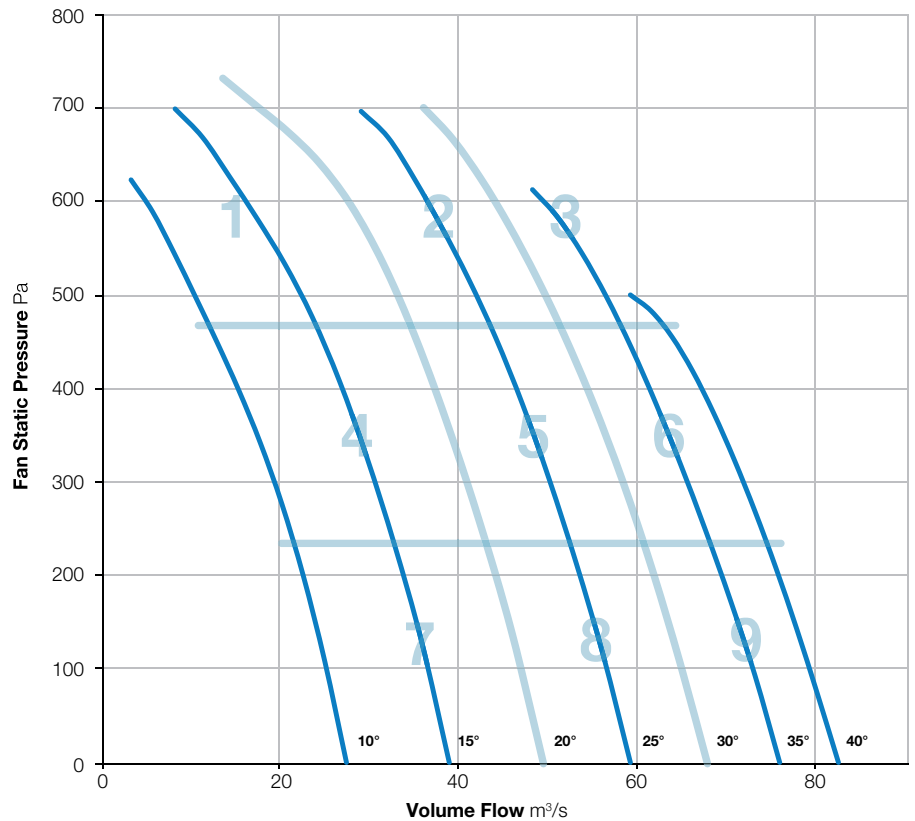
BS EN ISO 5136:2009

Type D installation

Form B



Elta Fans Limited certifies that the Axial Fans shown herein are licensed to bear the AMCA Seal. The ratings shown are based on tests and procedures performed in accordance with AMCA Publication 211 and comply with the requirements of the AMCA Certified Ratings Program. Performance certified is for Installation Type D: Ducted Inlet, Ducted Outlet. Performance ratings do not include the effects of appurtenances (accessories).



Zone		In-duct Sound Power Level (SWL) re 1pW									SPL dBA @ 3m*
		63Hz	125Hz	250Hz	500Hz	1kHz	2kHz	4kHz	8kHz	Total	
1	Inlet	92	100	100	105	103	100	96	88	109	87
	Outlet	102	100	99	103	102	99	95	87	109	86
2	Inlet	96	102	99	99	100	98	95	89	107	84
	Outlet	102	102	98	97	98	97	95	89	108	83
3	Inlet	107	104	106	107	105	100	96	92	113	89
	Outlet	108	106	106	106	104	101	98	93	114	88
4	Inlet	93	99	97	98	100	101	98	89	107	85
	Outlet	101	99	97	96	98	99	97	87	107	84
5	Inlet	98	104	100	99	99	97	94	89	108	83
	Outlet	104	104	99	97	97	96	93	88	109	82
6	Inlet	109	105	103	101	101	98	95	91	112	85
	Outlet	108	106	103	100	100	98	97	93	112	85
7	Inlet	94	99	100	98	99	100	99	87	107	85
	Outlet	102	100	99	96	97	97	97	85	107	83
8	Inlet	98	104	101	100	99	99	97	90	109	85
	Outlet	105	105	101	98	97	97	96	88	110	83
9	Inlet	110	106	103	102	101	98	94	90	113	85
	Outlet	109	107	103	100	100	97	96	92	113	84

*Sound Pressure Level (SPL) is average spherical free-field re 20μPa, for comparative use only.
Power rating (watts, kW or BHP) does not include transmission losses.
The AMCA certified ratings seal applies to air performance only.



1800-400-9

960 r/min



Nominal Diameter

1800mm



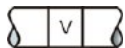
Hub Type

400



Number of Blades

9



BS ISO 5801:2017

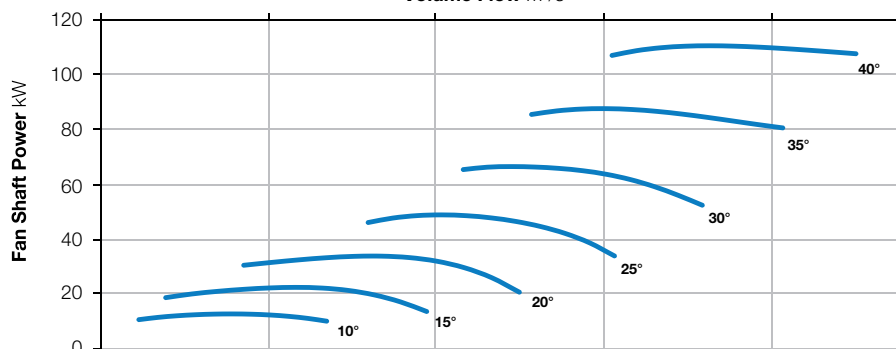
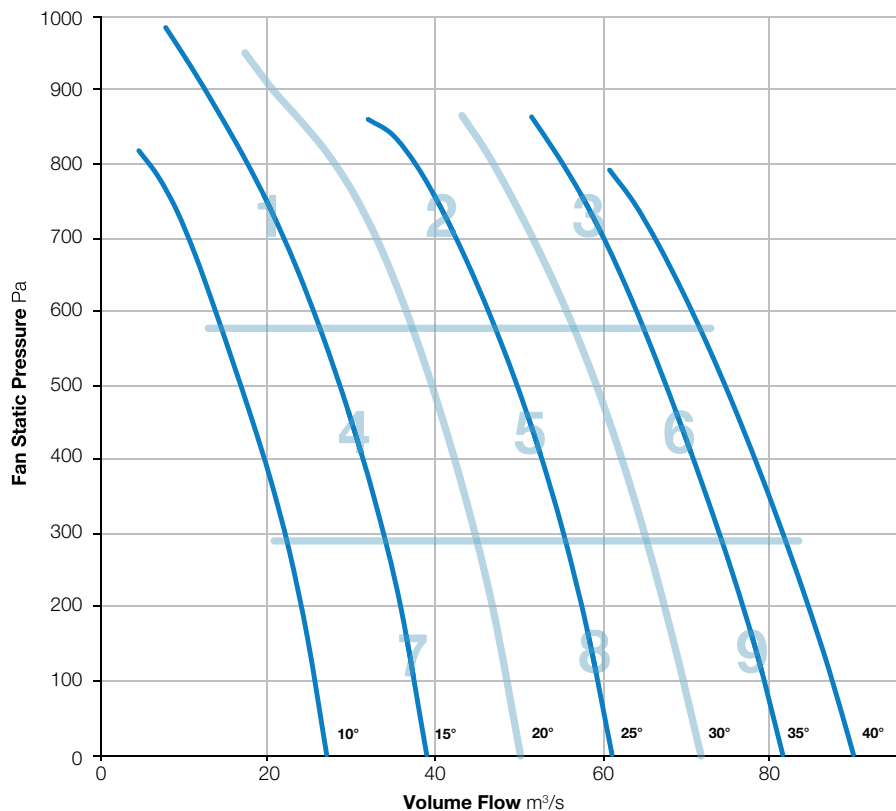
BS EN ISO 5136:2009

Type D installation

Form B



Elta Fans Limited certifies that the Axial Fans shown herein are licensed to bear the AMCA Seal. The ratings shown are based on tests and procedures performed in accordance with AMCA Publication 211 and comply with the requirements of the AMCA Certified Ratings Program. Performance certified is for Installation Type D: Ducted Inlet, Ducted Outlet. Performance ratings do not include the effects of appurtenances (accessories).



Zone		In-duct Sound Power Level (SWL) re 1pW									SPL dBA @ 3m*
		63Hz	125Hz	250Hz	500Hz	1kHz	2kHz	4kHz	8kHz	Total	
1	Inlet	96	96	106	109	107	102	97	89	113	90
	Outlet	96	98	105	107	105	101	97	88	112	89
2	Inlet	103	102	101	100	100	99	96	90	109	85
	Outlet	100	105	99	98	98	98	95	90	109	83
3	Inlet	105	103	102	102	102	99	96	93	111	86
	Outlet	104	105	102	101	102	99	99	95	111	86
4	Inlet	95	99	100	99	101	103	101	90	109	87
	Outlet	95	101	99	97	99	101	99	88	108	85
5	Inlet	104	103	103	101	101	101	99	91	110	86
	Outlet	103	105	101	99	99	99	98	89	110	85
6	Inlet	108	105	103	102	101	98	95	91	112	85
	Outlet	106	108	103	101	101	99	97	93	112	86
7	Inlet	97	100	101	99	100	101	101	89	109	86
	Outlet	97	102	100	98	98	99	99	86	108	84
8	Inlet	106	104	104	102	102	102	101	92	112	88
	Outlet	104	106	103	100	100	100	99	89	111	86
9	Inlet	107	106	104	103	102	99	96	90	112	86
	Outlet	107	109	104	102	101	99	97	92	113	86

*Sound Pressure Level (SPL) is average spherical free-field re 20μPa, for comparative use only.
Power rating (watts, kW or BHP) does not include transmission losses.
The AMCA certified ratings seal applies to air performance only.



1800-550-3

960 r/min



Nominal Diameter

1800mm



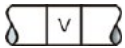
Hub Type

550



Number of Blades

3



BS ISO 5801:2017

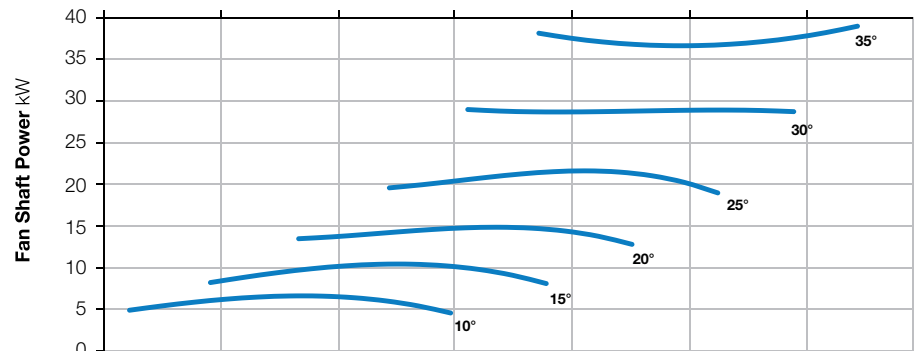
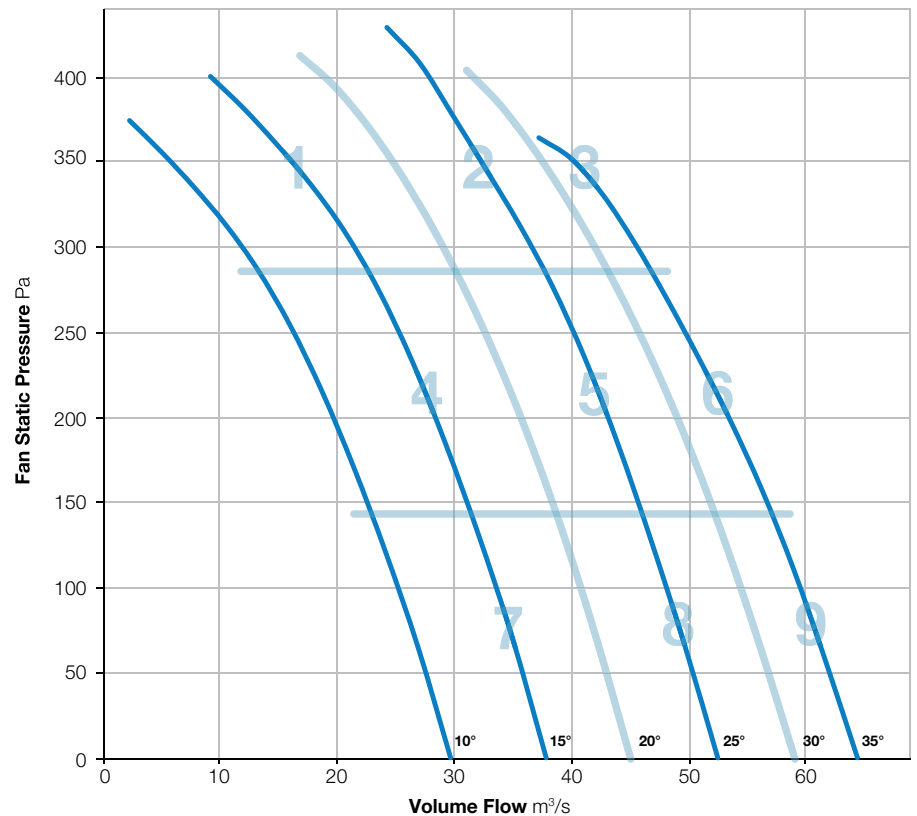
BS EN ISO 5136:2009

Type D installation

Form B



Elta Fans Limited certifies that the Axial Fans shown herein are licensed to bear the AMCA Seal. The ratings shown are based on tests and procedures performed in accordance with AMCA Publication 211 and comply with the requirements of the AMCA Certified Ratings Program. Performance certified is for Installation Type D: Ducted Inlet, Ducted Outlet. Performance ratings do not include the effects of appurtenances (accessories).



Zone		In-duct Sound Power Level (SWL) re 1pW									SPL dBA @ 3m*
		63Hz	125Hz	250Hz	500Hz	1kHz	2kHz	4kHz	8kHz	Total	
1	Inlet	100	97	97	99	98	94	90	84	106	81
	Outlet	106	94	95	98	97	93	89	83	108	80
2	Inlet	106	101	99	98	96	94	91	87	109	81
	Outlet	108	101	98	97	96	94	92	89	110	81
3	Inlet	109	105	102	102	100	96	93	88	112	84
	Outlet	111	107	103	103	100	97	94	90	114	85
4	Inlet	100	97	95	95	95	94	94	86	105	80
	Outlet	105	96	95	94	94	93	93	85	107	79
5	Inlet	106	101	99	98	96	93	90	85	109	80
	Outlet	108	101	98	97	95	92	90	86	110	80
6	Inlet	109	101	99	100	98	95	92	88	111	82
	Outlet	111	105	100	100	99	96	94	91	113	83
7	Inlet	102	98	95	95	95	95	95	85	106	81
	Outlet	106	98	95	94	95	94	93	83	108	80
8	Inlet	105	100	98	97	95	94	90	86	108	80
	Outlet	106	102	98	97	96	94	92	88	109	81
9	Inlet	110	103	100	100	98	95	92	89	112	82
	Outlet	112	105	102	100	99	96	94	92	114	84

*Sound Pressure Level (SPL) is average spherical free-field re 20μPa, for comparative use only.
Power rating (watts, kW or BHP) does not include transmission losses.
The AMCA certified ratings seal applies to air performance only.



1800-550-6

960 r/min



Nominal Diameter

1800mm



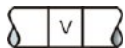
Hub Type

550



Number of Blades

6



BS ISO 5801:2017

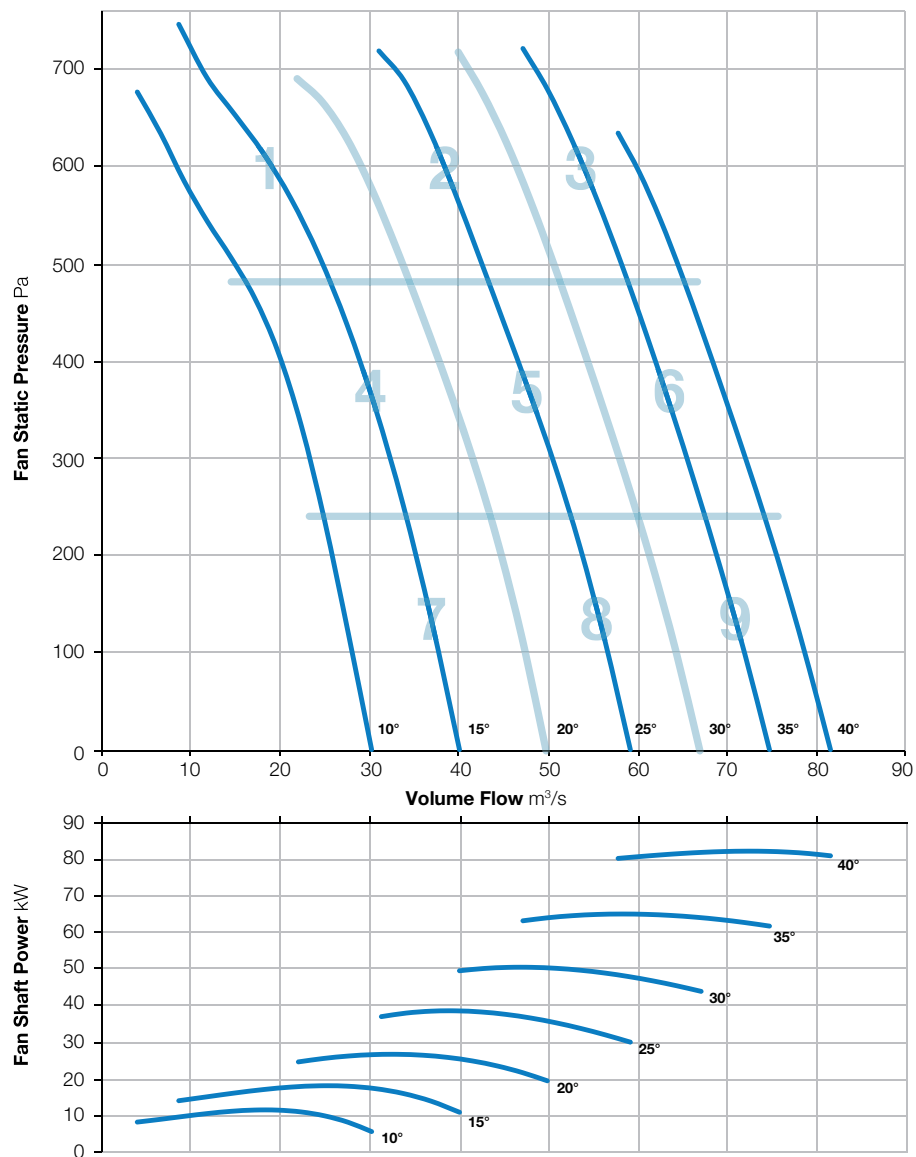
BS EN ISO 5136:2009

Type D installation

Form B



Elta Fans Limited certifies that the Axial Fans shown herein are licensed to bear the AMCA Seal. The ratings shown are based on tests and procedures performed in accordance with AMCA Publication 211 and comply with the requirements of the AMCA Certified Ratings Program. Performance certified is for Installation Type D: Ducted Inlet, Ducted Outlet. Performance ratings do not include the effects of appurtenances (accessories).



Zone		In-duct Sound Power Level (SWL) re 1pW									SPL dBA @ 3m*
		63Hz	125Hz	250Hz	500Hz	1kHz	2kHz	4kHz	8kHz	Total	
1	Inlet	99	100	105	110	106	101	95	89	113	90
	Outlet	101	103	104	108	105	100	94	88	112	89
2	Inlet	104	105	102	103	100	98	94	88	110	85
	Outlet	105	106	101	101	100	97	95	90	111	84
3	Inlet	104	105	102	102	101	97	94	89	110	85
	Outlet	106	107	102	102	101	98	96	92	112	85
4	Inlet	101	102	101	101	100	100	98	90	109	85
	Outlet	101	103	99	99	99	99	96	88	108	84
5	Inlet	102	104	102	101	99	96	93	87	109	83
	Outlet	104	106	101	100	98	96	92	87	110	83
6	Inlet	107	106	103	103	101	98	95	89	112	85
	Outlet	108	109	104	103	101	99	96	92	113	86
7	Inlet	101	101	100	100	99	100	98	87	108	85
	Outlet	101	103	99	98	98	98	96	87	108	83
8	Inlet	105	106	103	102	100	99	97	89	111	85
	Outlet	106	106	102	100	99	98	95	89	111	84
9	Inlet	107	107	104	104	102	98	94	90	112	86
	Outlet	109	109	104	104	102	99	96	92	114	86

*Sound Pressure Level (SPL) is average spherical free-field re 20μPa, for comparative use only.
Power rating (watts, kW or BHP) does not include transmission losses.
The AMCA certified ratings seal applies to air performance only.



1800-550-9

960 r/min



Nominal Diameter

1800mm



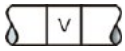
Hub Type

550



Number of Blades

9



BS ISO 5801:2017

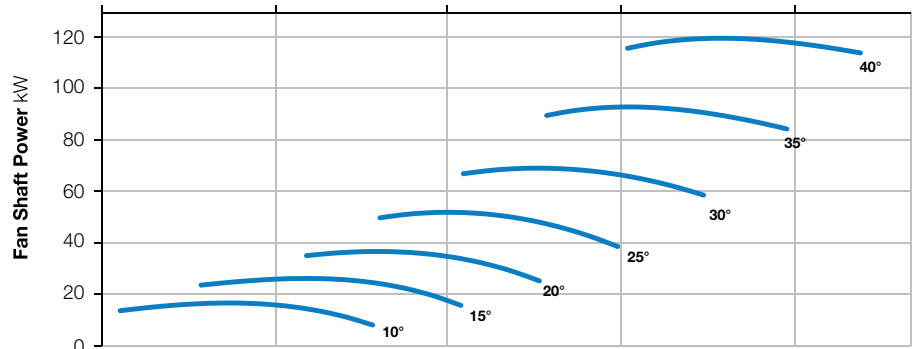
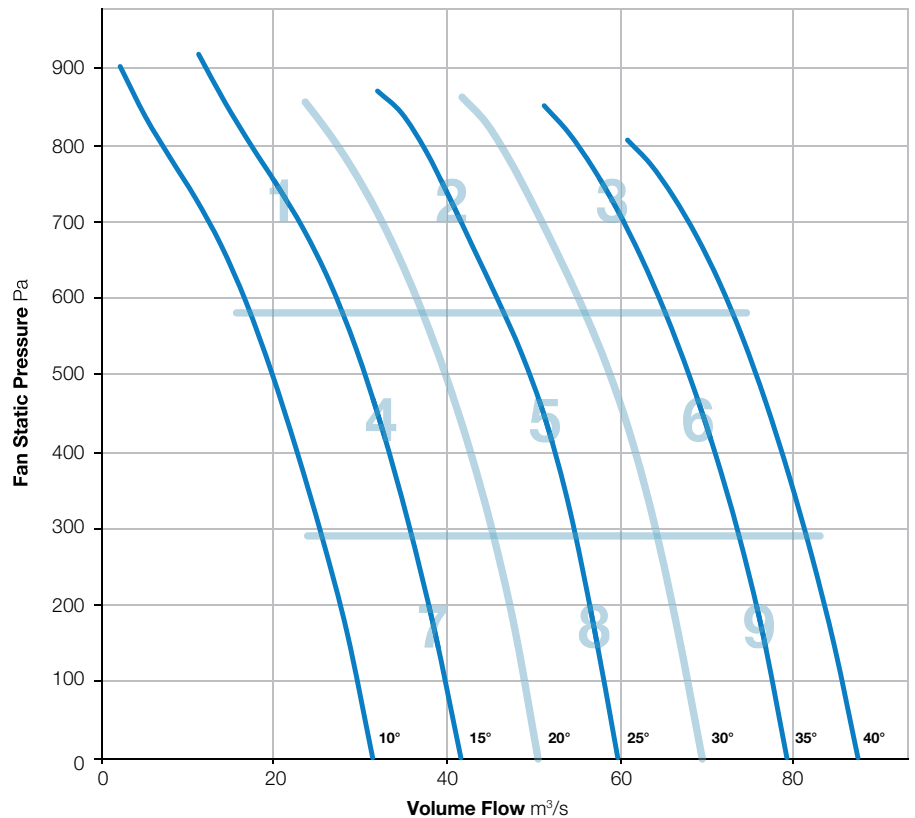
BS EN ISO 5136:2009

Type D installation

Form B



Elta Fans Limited certifies that the Axial Fans shown herein are licensed to bear the AMCA Seal. The ratings shown are based on tests and procedures performed in accordance with AMCA Publication 211 and comply with the requirements of the AMCA Certified Ratings Program. Performance certified is for Installation Type D: Ducted Inlet, Ducted Outlet. Performance ratings do not include the effects of appurtenances (accessories).



Zone		In-duct Sound Power Level (SWL) re 1pW									SPL dBA @ 3m*
		63Hz	125Hz	250Hz	500Hz	1kHz	2kHz	4kHz	8kHz	Total	
1	Inlet	103	101	106	110	107	102	97	89	114	91
	Outlet	105	102	106	108	106	102	96	88	113	90
2	Inlet	105	101	104	107	103	101	97	87	112	88
	Outlet	107	103	103	106	103	101	97	87	112	88
3	Inlet	106	104	105	105	105	100	96	91	112	88
	Outlet	109	106	107	105	105	101	98	94	114	89
4	Inlet	103	99	102	103	103	104	101	91	111	89
	Outlet	106	99	101	101	101	103	99	89	111	87
5	Inlet	106	102	104	105	101	99	96	87	111	86
	Outlet	108	103	104	104	100	99	96	86	112	86
6	Inlet	106	104	105	104	103	98	95	88	112	86
	Outlet	108	106	106	104	104	99	96	92	113	87
7	Inlet	102	98	102	102	101	102	100	88	110	87
	Outlet	105	98	101	100	99	100	98	86	109	85
8	Inlet	108	101	103	104	101	100	97	88	112	86
	Outlet	108	103	103	103	99	99	96	86	112	85
9	Inlet	104	106	111	107	103	98	93	84	114	88
	Outlet	109	107	108	109	104	101	95	89	115	89

*Sound Pressure Level (SPL) is average spherical free-field re 20μPa, for comparative use only.
Power rating (watts, kW or BHP) does not include transmission losses.
The AMCA certified ratings seal applies to air performance only.



1800-550-12

960 r/min



Nominal Diameter

1800mm



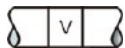
Hub Type

550



Number of Blades

12



BS ISO 5801:2017

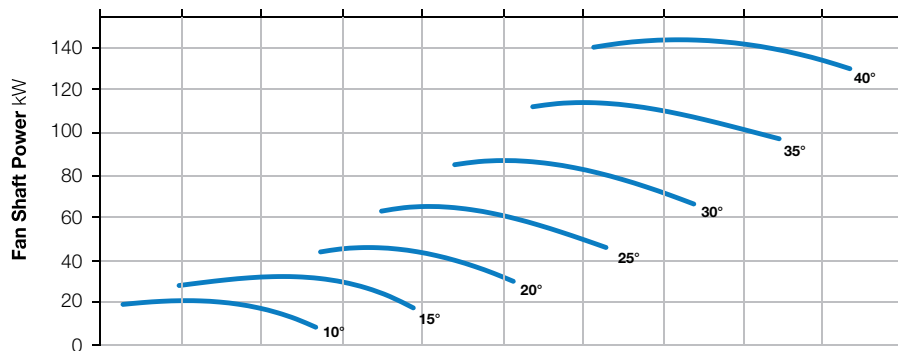
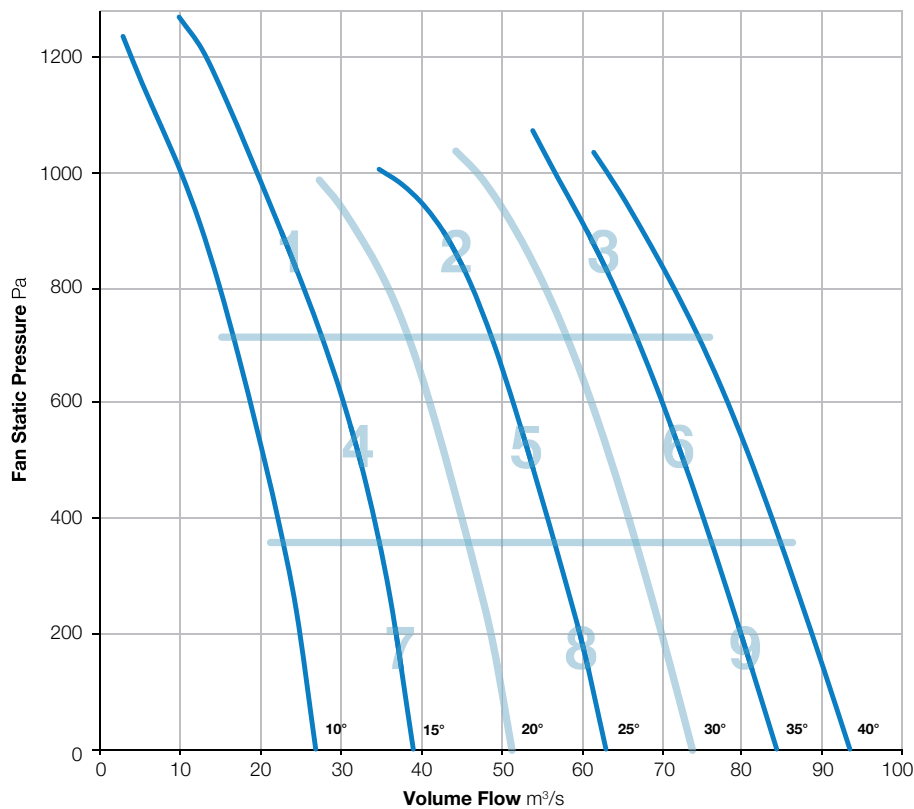
BS EN ISO 5136:2009

Type D installation

Form B



Elta Fans Limited certifies that the Axial Fans shown herein are licensed to bear the AMCA Seal. The ratings shown are based on tests and procedures performed in accordance with AMCA Publication 211 and comply with the requirements of the AMCA Certified Ratings Program. Performance certified is for Installation Type D: Ducted Inlet, Ducted Outlet. Performance ratings do not include the effects of appurtenances (accessories).



Zone		In-duct Sound Power Level (SWL) re 1pW									SPL dBA @ 3m*
		63Hz	125Hz	250Hz	500Hz	1kHz	2kHz	4kHz	8kHz	Total	
1	Inlet	100	102	110	112	109	104	99	91	116	93
	Outlet	102	104	109	111	108	103	98	90	115	92
2	Inlet	103	101	108	110	106	103	99	91	114	91
	Outlet	106	102	107	108	105	103	98	91	114	90
3	Inlet	104	102	107	108	105	100	96	91	113	89
	Outlet	107	104	108	107	105	101	98	94	114	89
4	Inlet	98	96	103	105	105	105	102	91	112	90
	Outlet	100	97	103	103	104	104	101	90	111	89
5	Inlet	105	100	107	105	103	101	98	91	112	88
	Outlet	106	101	106	104	102	101	97	90	112	87
6	Inlet	108	103	108	107	103	99	96	89	114	88
	Outlet	110	105	108	106	103	101	97	92	114	88
7	Inlet	99	98	105	104	103	104	102	91	111	89
	Outlet	101	98	105	102	101	102	101	90	110	87
8	Inlet	107	103	107	106	103	103	102	92	113	89
	Outlet	108	103	107	104	102	103	100	90	113	88
9	Inlet	109	104	108	108	103	100	96	90	114	88
	Outlet	112	107	109	107	104	102	98	92	116	89

*Sound Pressure Level (SPL) is average spherical free-field re 20μPa, for comparative use only.
Power rating (watts, kW or BHP) does not include transmission losses.
The AMCA certified ratings seal applies to air performance only.



2000-550-3

720 r/min



Nominal Diameter

2000mm



Hub Type

550



Number of Blades

3

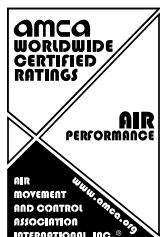


BS ISO 5801:2017

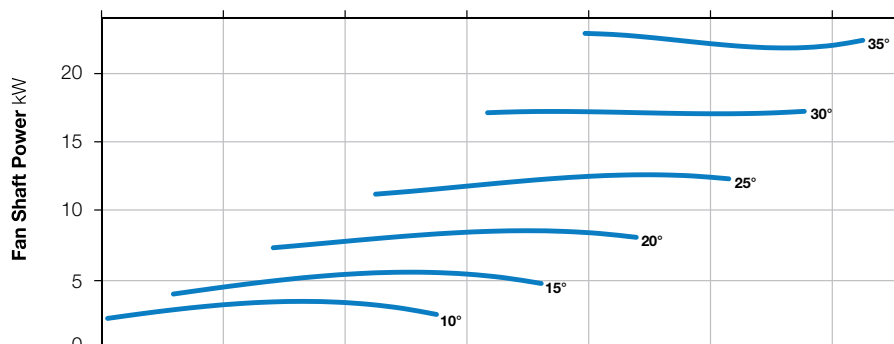
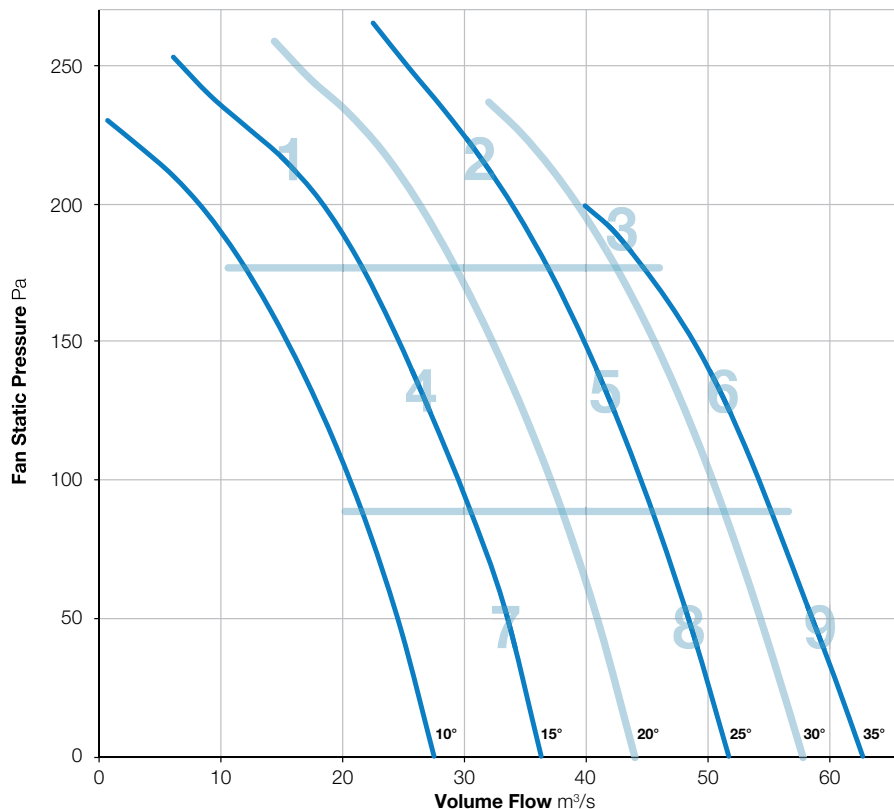
BS EN ISO 5136:2009

Type D installation

Form B



Elta Fans Limited certifies that the Axial Fans shown herein are licensed to bear the AMCA Seal. The ratings shown are based on tests and procedures performed in accordance with AMCA Publication 211 and comply with the requirements of the AMCA Certified Ratings Program. Performance certified is for Installation Type D: Ducted Inlet, Ducted Outlet. Performance ratings do not include the effects of appurtenances (accessories).



Zone		In-duct Sound Power Level (SWL) re 1pW									SPL dBA @ 3m*
		63Hz	125Hz	250Hz	500Hz	1kHz	2kHz	4kHz	8kHz	Total	
1	Inlet	91	90	95	98	94	90	87	79	102	79
	Outlet	95	89	94	97	92	89	85	78	102	77
2	Inlet	97	95	91	90	89	87	86	81	101	74
	Outlet	100	96	89	88	87	85	86	82	102	73
3	Inlet	100	102	96	94	91	87	83	79	105	76
	Outlet	104	101	97	94	91	87	85	79	107	76
4	Inlet	92	89	90	89	92	94	91	79	100	78
	Outlet	97	88	89	87	90	92	89	77	100	76
5	Inlet	97	96	92	91	89	87	85	80	101	74
	Outlet	101	94	90	88	87	85	85	80	103	72
6	Inlet	100	96	94	94	92	89	87	83	103	77
	Outlet	105	97	95	94	91	89	89	84	107	77
7	Inlet	93	91	90	90	92	95	91	78	101	78
	Outlet	98	89	89	88	90	93	89	76	101	76
8	Inlet	99	97	93	91	90	88	85	80	103	75
	Outlet	101	95	91	89	88	87	85	79	103	73
9	Inlet	102	97	94	94	92	89	87	83	105	77
	Outlet	105	97	95	93	92	89	89	85	107	77

*Sound Pressure Level (SPL) is average spherical free-field re 20μPa, for comparative use only.
Power rating (watts, kW or BHP) does not include transmission losses.
The AMCA certified ratings seal applies to air performance only.



2000-550-6

720 r/min



Nominal Diameter

2000mm



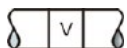
Hub Type

550



Number of Blades

6



BS ISO 5801:2017

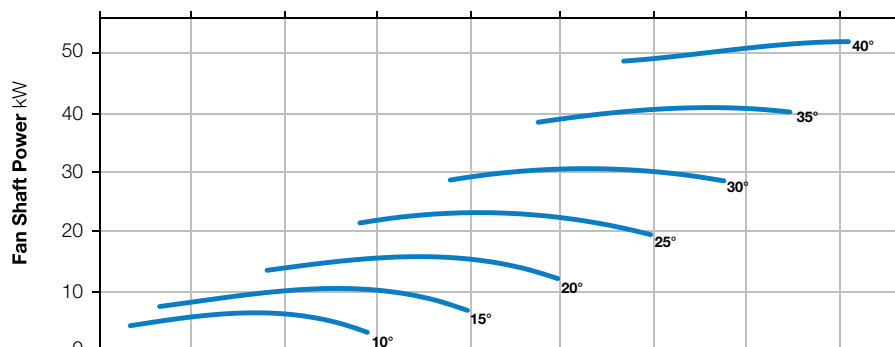
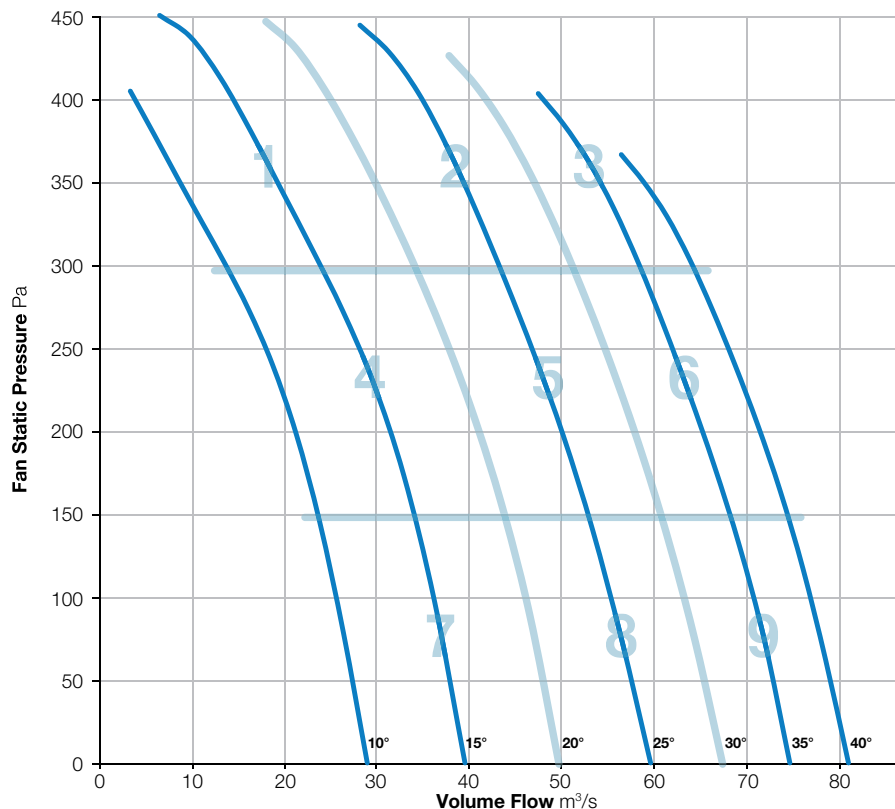
BS EN ISO 5136:2009

Type D installation

Form B



Elta Fans Limited certifies that the Axial Fans shown herein are licensed to bear the AMCA Seal. The ratings shown are based on tests and procedures performed in accordance with AMCA Publication 211 and comply with the requirements of the AMCA Certified Ratings Program. Performance certified is for Installation Type D: Ducted Inlet, Ducted Outlet. Performance ratings do not include the effects of appurtenances (accessories).



Zone		In-duct Sound Power Level (SWL) re 1pW									SPL dBA @ 3m*
		63Hz	125Hz	250Hz	500Hz	1kHz	2kHz	4kHz	8kHz	Total	
1	Inlet	94	92	102	102	98	95	91	81	107	83
	Outlet	98	93	102	100	97	93	89	81	106	81
2	Inlet	99	94	92	94	92	90	88	82	103	77
	Outlet	103	95	92	93	91	90	88	83	105	76
3	Inlet	103	96	95	95	95	92	90	86	106	79
	Outlet	106	98	95	95	94	93	92	87	108	79
4	Inlet	94	90	96	94	97	97	93	83	103	81
	Outlet	101	91	95	93	95	95	91	80	104	80
5	Inlet	100	96	94	94	93	92	89	82	104	78
	Outlet	104	97	93	92	91	90	88	82	106	76
6	Inlet	103	97	95	95	94	92	90	84	106	79
	Outlet	106	101	96	94	94	92	91	87	108	79
7	Inlet	94	92	95	92	95	97	93	81	103	81
	Outlet	101	92	95	91	93	95	91	79	104	79
8	Inlet	102	98	96	95	95	96	93	83	106	81
	Outlet	105	97	95	93	93	94	91	81	107	79
9	Inlet	106	99	97	97	95	92	89	84	108	79
	Outlet	107	100	97	95	94	92	90	85	109	79

*Sound Pressure Level (SPL) is average spherical free-field re 20μPa, for comparative use only.
Power rating (watts, kW or BHP) does not include transmission losses.
The AMCA certified ratings seal applies to air performance only.



2000-550-9

720 r/min



Nominal Diameter

2000mm



Hub Type

550



Number of Blades

9



BS ISO 5801:2017

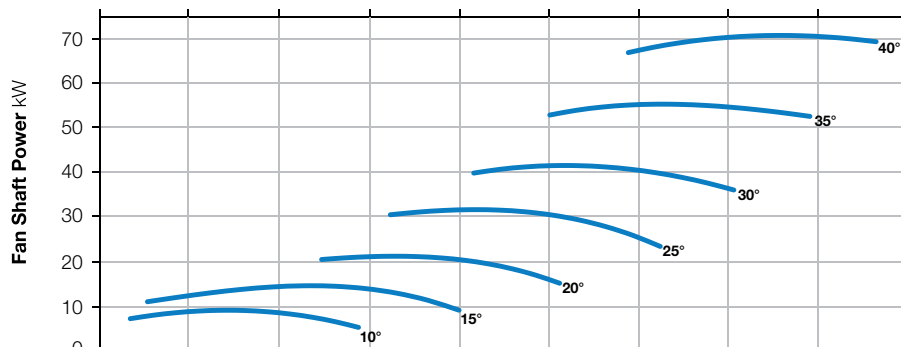
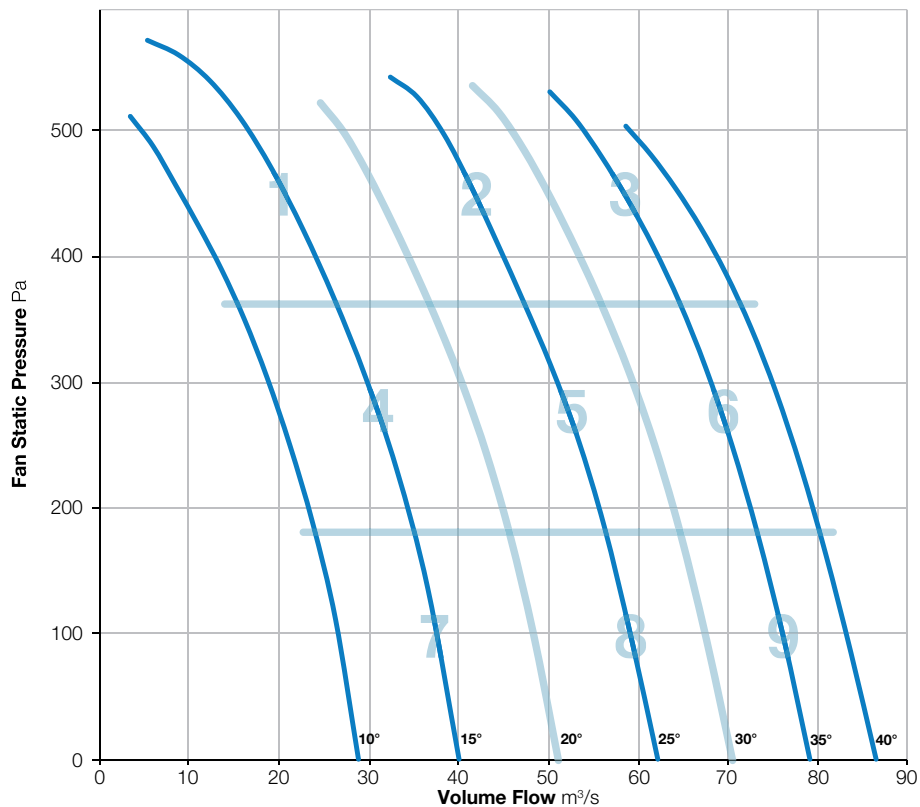
BS EN ISO 5136:2009

Type D installation

Form B



Elta Fans Limited certifies that the Axial Fans shown herein are licensed to bear the AMCA Seal. The ratings shown are based on tests and procedures performed in accordance with AMCA Publication 211 and comply with the requirements of the AMCA Certified Ratings Program. Performance certified is for Installation Type D: Ducted Inlet, Ducted Outlet. Performance ratings do not include the effects of appurtenances (accessories).



Zone		In-duct Sound Power Level (SWL) re 1pW									SPL dBA @ 3m*
		63Hz	125Hz	250Hz	500Hz	1kHz	2kHz	4kHz	8kHz	Total	
1	Inlet	95	94	102	103	101	99	93	84	108	85
	Outlet	98	95	102	101	100	97	92	82	107	84
2	Inlet	100	98	104	99	98	96	93	85	108	83
	Outlet	101	98	104	98	97	96	92	85	108	82
3	Inlet	102	101	101	98	96	94	91	86	107	81
	Outlet	105	102	100	97	96	94	93	88	109	81
4	Inlet	94	95	98	94	98	100	95	83	105	83
	Outlet	98	96	96	93	95	98	93	81	104	81
5	Inlet	103	99	104	96	97	97	93	85	108	82
	Outlet	103	100	103	95	95	96	92	84	108	81
6	Inlet	104	102	102	98	97	94	91	85	109	81
	Outlet	107	103	100	97	96	95	93	86	110	81
7	Inlet	98	97	98	95	96	99	94	82	105	82
	Outlet	99	96	96	93	94	97	92	79	104	80
8	Inlet	103	100	104	97	98	99	95	85	109	84
	Outlet	105	100	103	95	96	97	93	83	109	82
9	Inlet	101	107	100	101	97	91	86	80	110	82
	Outlet	102	107	101	102	99	94	89	84	110	83

*Sound Pressure Level (SPL) is average spherical free-field re 20μPa, for comparative use only.
Power rating (watts, kW or BHP) does not include transmission losses.
The AMCA certified ratings seal applies to air performance only.



2000-550-12

720 r/min



Nominal Diameter

2000mm



Hub Type

550



Number of Blades

12



BS ISO 5801:2017

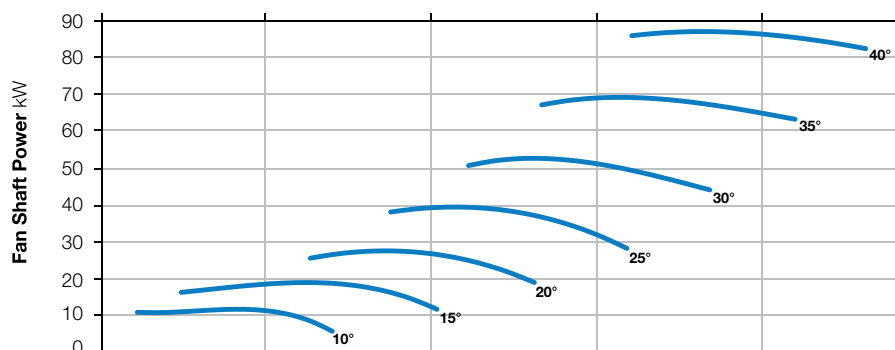
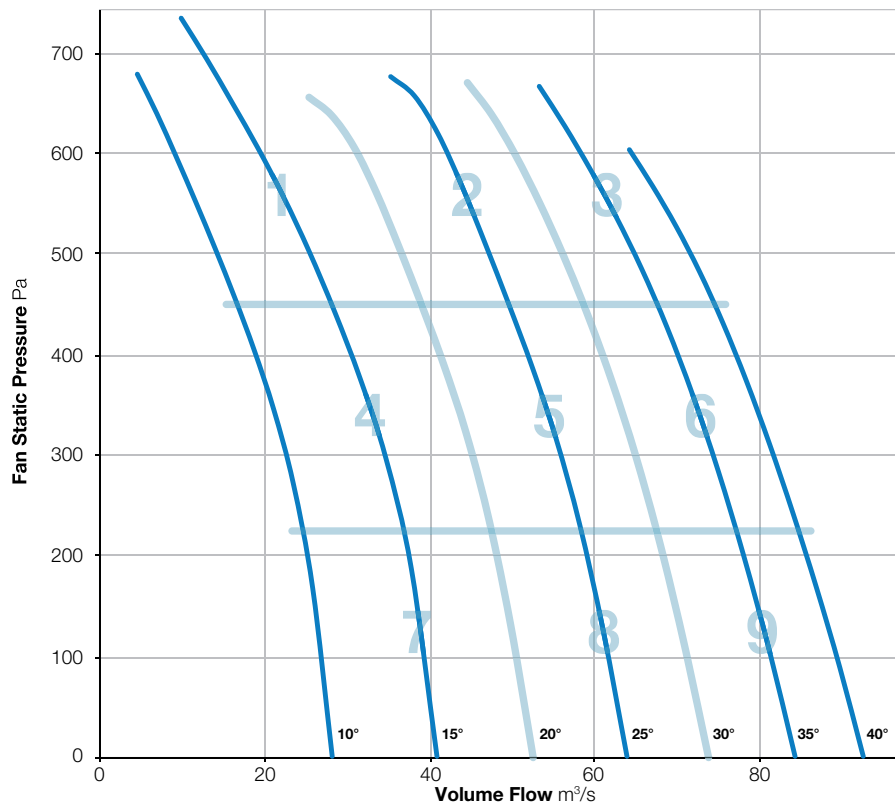
BS EN ISO 5136:2009

Type D installation

Form B



Elta Fans Limited certifies that the Axial Fans shown herein are licensed to bear the AMCA Seal. The ratings shown are based on tests and procedures performed in accordance with AMCA Publication 211 and comply with the requirements of the AMCA Certified Ratings Program. Performance certified is for Installation Type D: Ducted Inlet, Ducted Outlet. Performance ratings do not include the effects of appurtenances (accessories).



Zone		In-duct Sound Power Level (SWL) re 1pW									SPL dBA @ 3m*
		63Hz	125Hz	250Hz	500Hz	1kHz	2kHz	4kHz	8kHz	Total	
1	Inlet	95	97	104	106	102	99	93	84	110	87
	Outlet	96	97	103	105	101	98	92	83	109	86
2	Inlet	97	100	99	100	99	97	94	86	107	83
	Outlet	98	100	97	99	98	96	93	85	106	82
3	Inlet	102	102	105	98	97	94	92	86	109	82
	Outlet	103	101	102	96	95	94	92	87	108	81
4	Inlet	92	97	98	96	98	101	95	84	106	84
	Outlet	95	97	96	94	96	100	93	81	105	83
5	Inlet	100	101	98	97	98	99	95	86	107	83
	Outlet	101	101	97	95	96	97	94	84	107	82
6	Inlet	104	104	105	98	97	95	92	85	110	82
	Outlet	105	103	103	97	96	95	93	86	109	82
7	Inlet	97	99	98	96	97	100	95	83	106	83
	Outlet	94	99	96	94	95	98	93	80	105	81
8	Inlet	104	103	100	99	100	102	98	86	110	86
	Outlet	104	102	99	97	97	100	96	83	109	84
9	Inlet	108	104	105	99	98	96	93	86	111	83
	Outlet	106	104	103	98	97	96	94	86	110	82

*Sound Pressure Level (SPL) is average spherical free-field re 20μPa, for comparative use only.
Power rating (watts, kW or BHP) does not include transmission losses.
The AMCA certified ratings seal applies to air performance only.



2000-550-3

960 r/min



Nominal Diameter

2000mm



Hub Type

550



Number of Blades

3

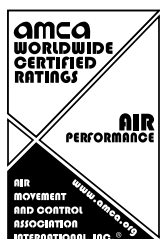


BS ISO 5801:2017

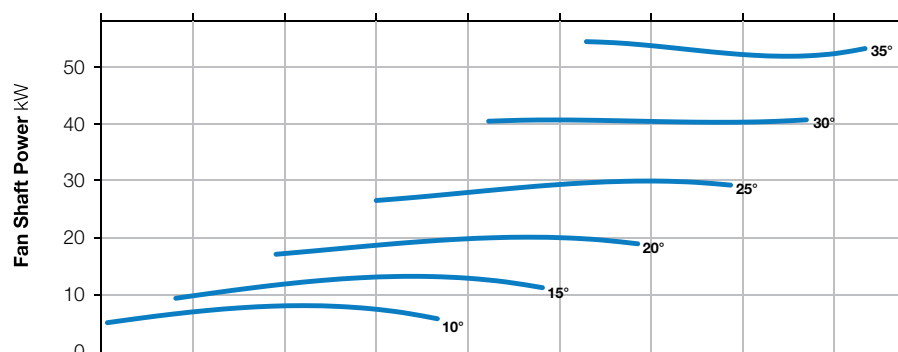
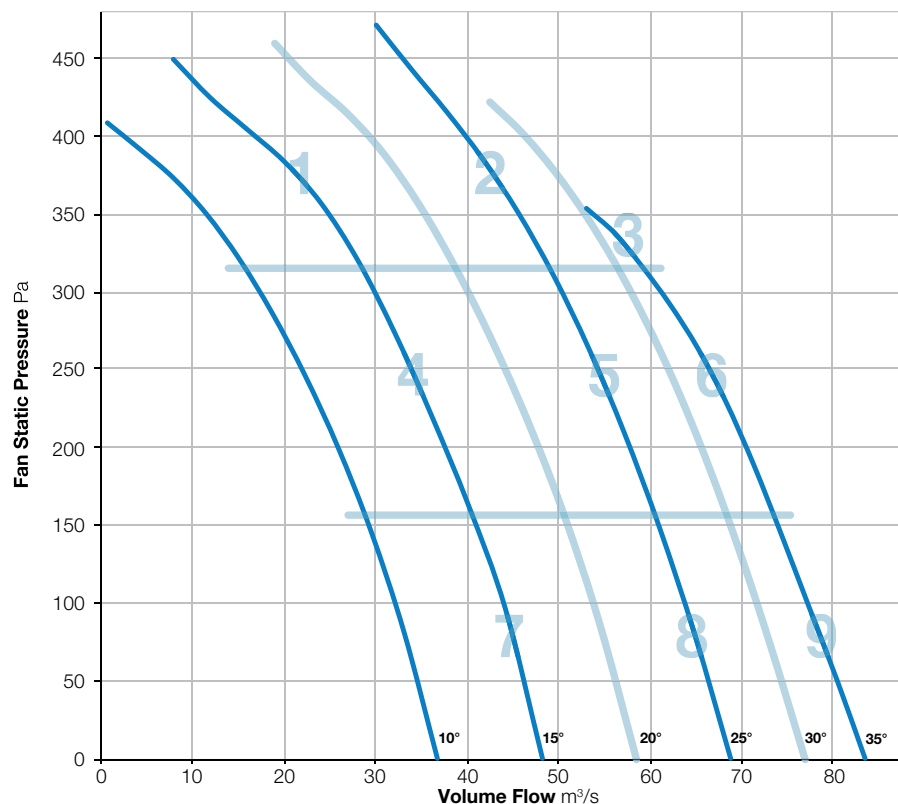
BS EN ISO 5136:2009

Type D installation

Form B



Elta Fans Limited certifies that the Axial Fans shown herein are licensed to bear the AMCA Seal. The ratings shown are based on tests and procedures performed in accordance with AMCA Publication 211 and comply with the requirements of the AMCA Certified Ratings Program. Performance certified is for Installation Type D: Ducted Inlet, Ducted Outlet. Performance ratings do not include the effects of appurtenances (accessories).



Zone		In-duct Sound Power Level (SWL) re 1pW									SPL dBA @ 3m*
		63Hz	125Hz	250Hz	500Hz	1kHz	2kHz	4kHz	8kHz	Total	
1	Inlet	102	99	100	107	104	99	94	89	111	88
	Outlet	110	96	100	105	103	98	93	88	112	86
2	Inlet	107	102	99	98	97	95	93	90	110	82
	Outlet	108	101	98	96	96	94	93	91	110	81
3	Inlet	111	109	107	106	104	100	97	93	115	88
	Outlet	114	111	108	106	104	101	98	93	117	89
4	Inlet	102	99	98	97	97	98	99	92	107	84
	Outlet	109	97	97	95	96	96	97	89	110	82
5	Inlet	108	103	100	99	98	95	92	88	111	82
	Outlet	110	103	99	97	96	94	92	89	112	81
6	Inlet	112	105	104	104	103	100	96	94	114	87
	Outlet	114	108	104	103	102	100	98	95	116	87
7	Inlet	103	102	99	98	98	99	101	92	109	85
	Outlet	110	102	98	96	97	98	99	89	112	84
8	Inlet	109	104	101	100	98	96	92	88	111	83
	Outlet	110	104	100	97	97	95	92	89	112	82
9	Inlet	113	106	104	103	102	99	96	93	115	86
	Outlet	115	108	105	102	102	100	98	96	117	87

*Sound Pressure Level (SPL) is average spherical free-field re 20μPa, for comparative use only.
Power rating (watts, kW or BHP) does not include transmission losses.
The AMCA certified ratings seal applies to air performance only.



2000-550-6

960 r/min



Nominal Diameter

2000mm



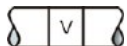
Hub Type

550



Number of Blades

6



BS ISO 5801:2017

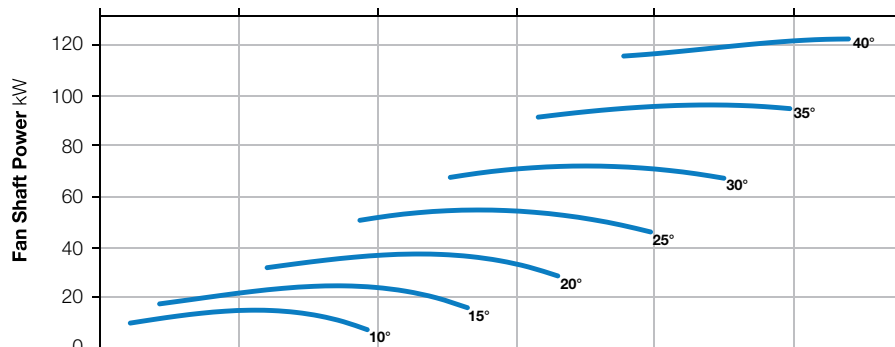
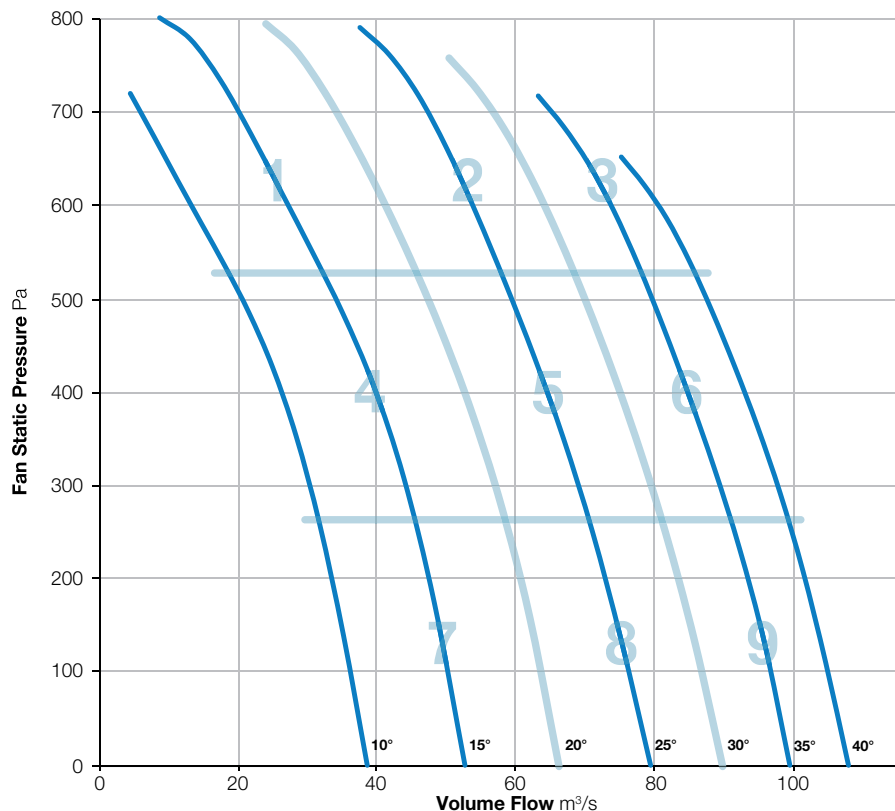
BS EN ISO 5136:2009

Type D installation

Form B



Elta Fans Limited certifies that the Axial Fans shown herein are licensed to bear the AMCA Seal. The ratings shown are based on tests and procedures performed in accordance with AMCA Publication 211 and comply with the requirements of the AMCA Certified Ratings Program. Performance certified is for Installation Type D: Ducted Inlet, Ducted Outlet. Performance ratings do not include the effects of appurtenances (accessories).



Zone		In-duct Sound Power Level (SWL) re 1pW									SPL dBA @ 3m*
		63Hz	125Hz	250Hz	500Hz	1kHz	2kHz	4kHz	8kHz	Total	
1	Inlet	105	101	111	112	109	104	99	93	116	93
	Outlet	106	105	111	111	109	104	100	93	116	93
2	Inlet	104	106	101	102	101	99	95	92	111	85
	Outlet	107	108	102	101	101	99	97	93	112	86
3	Inlet	109	111	106	106	106	103	100	97	116	90
	Outlet	109	111	106	104	104	103	101	98	115	89
4	Inlet	104	101	102	103	105	105	102	95	112	90
	Outlet	104	104	102	103	105	105	102	93	112	90
5	Inlet	104	107	103	102	101	99	95	91	111	85
	Outlet	107	108	104	101	100	99	96	92	112	85
6	Inlet	111	111	107	107	106	103	99	96	116	90
	Outlet	110	112	107	104	104	102	100	97	116	89
7	Inlet	106	105	104	101	103	104	104	95	113	89
	Outlet	105	105	103	101	102	103	103	93	112	88
8	Inlet	108	108	105	103	102	101	101	95	113	88
	Outlet	109	110	105	103	102	101	100	93	114	87
9	Inlet	111	112	108	107	106	102	99	95	117	90
	Outlet	112	113	108	105	104	102	99	96	117	89

*Sound Pressure Level (SPL) is average spherical free-field re 20μPa, for comparative use only.
Power rating (watts, kW or BHP) does not include transmission losses.
The AMCA certified ratings seal applies to air performance only.



2000-550-9

960 r/min



Nominal Diameter

2000mm



Hub Type

550



Number of Blades

9



BS ISO 5801:2017

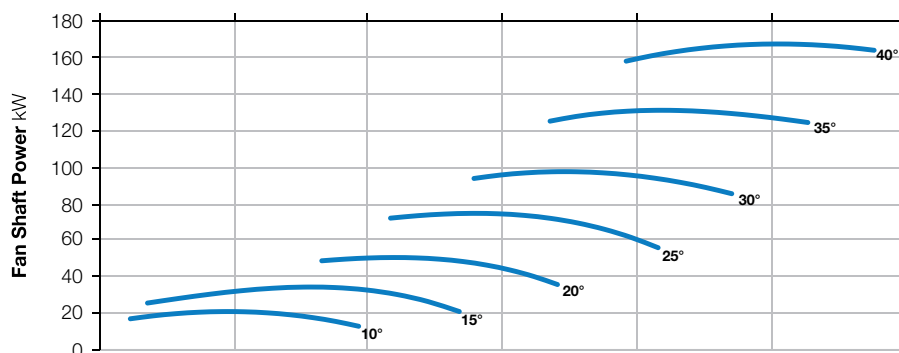
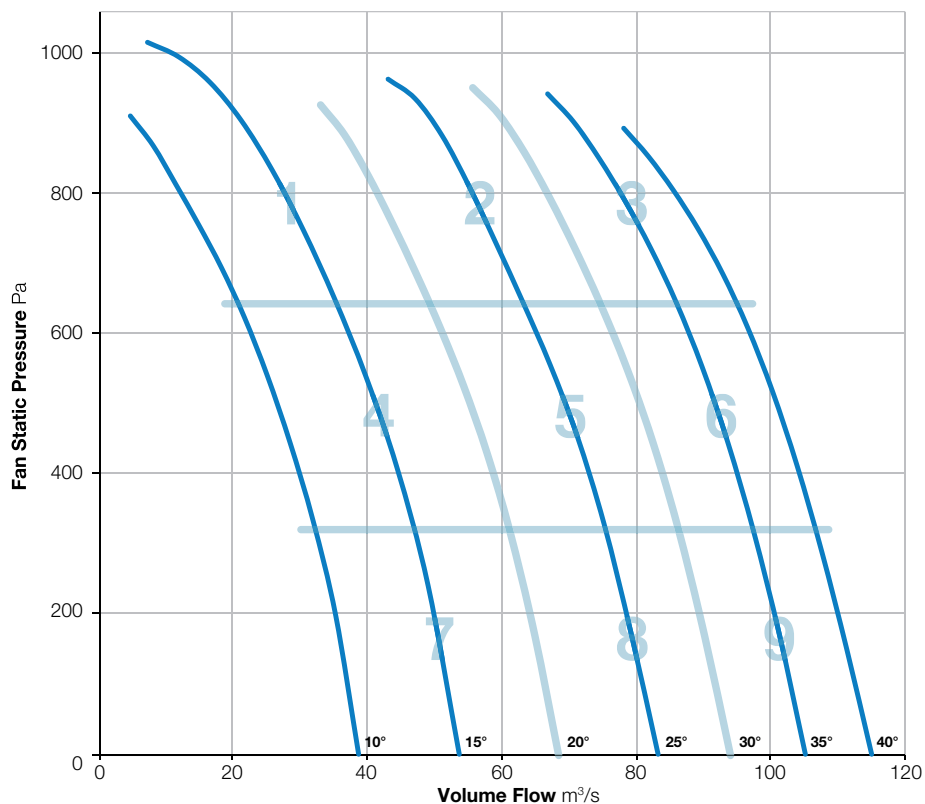
BS EN ISO 5136:2009

Type D installation

Form B



Elta Fans Limited certifies that the Axial Fans shown herein are licensed to bear the AMCA Seal. The ratings shown are based on tests and procedures performed in accordance with AMCA Publication 211 and comply with the requirements of the AMCA Certified Ratings Program. Performance certified is for Installation Type D: Ducted Inlet, Ducted Outlet. Performance ratings do not include the effects of appurtenances (accessories).



Zone		In-duct Sound Power Level (SWL) re 1pW									SPL dBA @ 3m*
		63Hz	125Hz	250Hz	500Hz	1kHz	2kHz	4kHz	8kHz	Total	
1	Inlet	105	100	107	111	111	107	102	94	116	94
	Outlet	106	101	108	109	109	106	102	93	115	92
2	Inlet	107	103	107	107	106	104	101	95	114	90
	Outlet	110	104	106	105	105	104	100	94	114	89
3	Inlet	112	107	109	107	106	102	99	95	116	90
	Outlet	115	108	110	106	106	103	100	97	118	90
4	Inlet	106	101	106	103	104	106	106	96	113	91
	Outlet	109	101	104	102	103	105	104	94	113	90
5	Inlet	110	104	107	105	104	103	102	95	114	89
	Outlet	112	105	107	103	102	102	101	94	115	88
6	Inlet	113	106	110	107	106	103	99	94	117	90
	Outlet	115	110	111	107	105	103	100	96	118	90
7	Inlet	105	103	107	104	104	106	106	95	114	91
	Outlet	109	101	105	102	102	104	105	92	113	90
8	Inlet	114	104	108	106	105	104	104	96	117	91
	Outlet	113	106	107	104	103	103	102	94	116	89
9	Inlet	107	110	118	112	109	103	98	87	120	94
	Outlet	113	111	114	115	109	106	100	93	120	95

*Sound Pressure Level (SPL) is average spherical free-field re 20μPa, for comparative use only.
Power rating (watts, kW or BHP) does not include transmission losses.
The AMCA certified ratings seal applies to air performance only.



2000-550-12

960 r/min



Nominal Diameter

2000mm



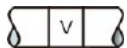
Hub Type

550



Number of Blades

12



BS ISO 5801:2017

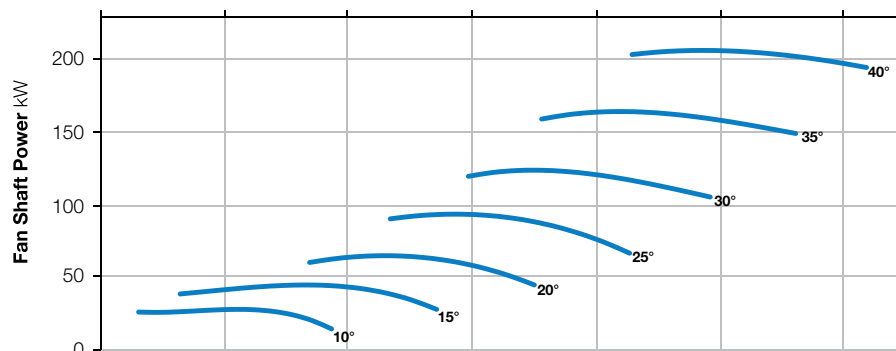
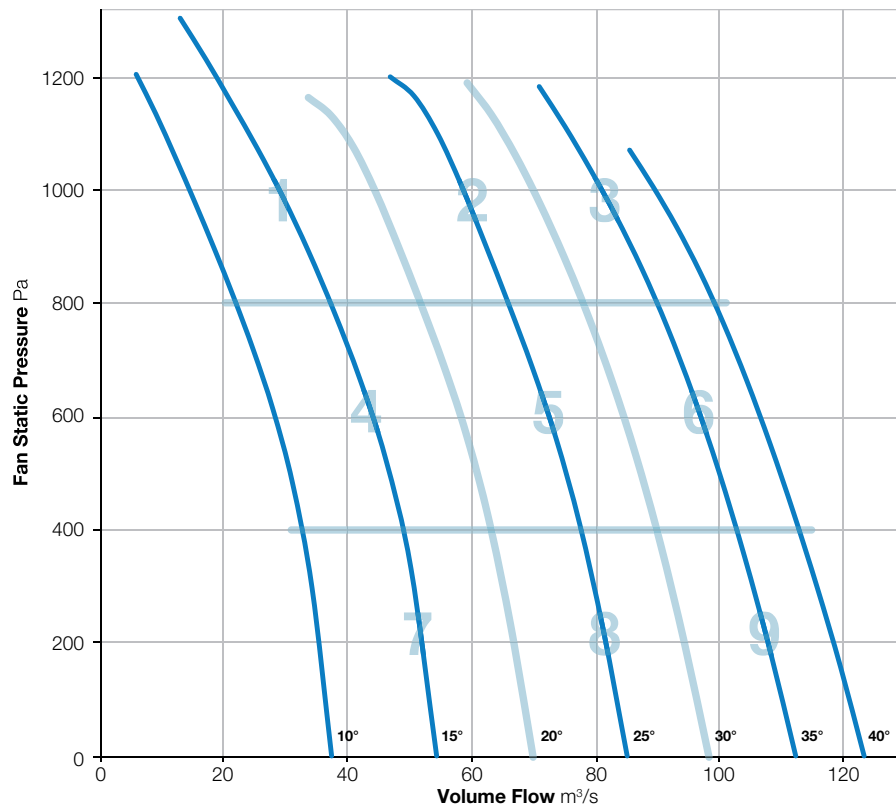
BS EN ISO 5136:2009

Type D installation

Form B



Elta Fans Limited certifies that the Axial Fans shown herein are licensed to bear the AMCA Seal. The ratings shown are based on tests and procedures performed in accordance with AMCA Publication 211 and comply with the requirements of the AMCA Certified Ratings Program. Performance certified is for Installation Type D: Ducted Inlet, Ducted Outlet. Performance ratings do not include the effects of appurtenances (accessories).



Zone		In-duct Sound Power Level (SWL) re 1pW									SPL dBA @ 3m*
		63Hz	125Hz	250Hz	500Hz	1kHz	2kHz	4kHz	8kHz	Total	
1	Inlet	103	101	113	114	114	109	104	96	119	97
	Outlet	103	102	114	113	112	108	103	95	119	95
2	Inlet	107	101	111	111	108	106	103	97	116	93
	Outlet	108	102	110	109	108	106	103	96	116	92
3	Inlet	111	105	112	108	107	104	100	96	117	91
	Outlet	114	107	112	108	107	105	102	99	118	92
4	Inlet	102	99	111	105	107	109	108	98	116	94
	Outlet	104	99	112	104	106	108	107	96	116	93
5	Inlet	110	102	111	107	106	105	105	98	116	92
	Outlet	110	103	110	105	104	104	103	96	115	90
6	Inlet	113	106	113	109	107	104	100	95	118	92
	Outlet	115	109	113	108	107	105	102	98	119	92
7	Inlet	103	100	111	106	106	108	109	97	116	94
	Outlet	105	99	113	105	104	106	107	95	116	92
8	Inlet	113	106	112	109	108	108	109	100	118	94
	Outlet	114	105	111	107	106	107	107	97	118	93
9	Inlet	114	107	113	110	108	105	101	96	119	92
	Outlet	117	110	114	109	108	106	102	97	120	93

*Sound Pressure Level (SPL) is average spherical free-field re 20μPa, for comparative use only.
Power rating (watts, kW or BHP) does not include transmission losses.
The AMCA certified ratings seal applies to air performance only.

Accreditations

Elta Fans are committed to conforming to the highest standards. We hold a number of internationally recognised accreditations and certifications, including:

BS EN ISO 9001

Kite Mark — BS EN12101-3

LPCB

ATEX

CompEX

Certificate of Constancy of Performance 0086-CPR-493001

We are also active members of professional organisations that help to shape and direct the research, legislation, trends and issues of the present and future:

FETA

FMA

EVIA

CIBSE Patrons

HEVAC Association

BSRIA

AMCA

All welders are coded to the following:

ASME Boiler & Pressure Vessel Code – Section IX (welding procedure qualification records & individual welder performance qualifications)

BS ISO 15614-1:2004 A2:2012 (welding procedure qualifications records)

ISO 9606-1:2013 (individual welder performance qualifications)



Tel **+44 (0) 1489 566500**
Fax **+44 (0) 1489 566555**
Email **info@eltafans.co.uk**

17 Barnes Wallis Road, Segensworth East Industrial Estate,
Fareham, Hampshire, PO15 5ST United Kingdom

eltafans.com

EFAI JULY 2020 Issue C

A MEMBER OF  **ELTA GROUP**