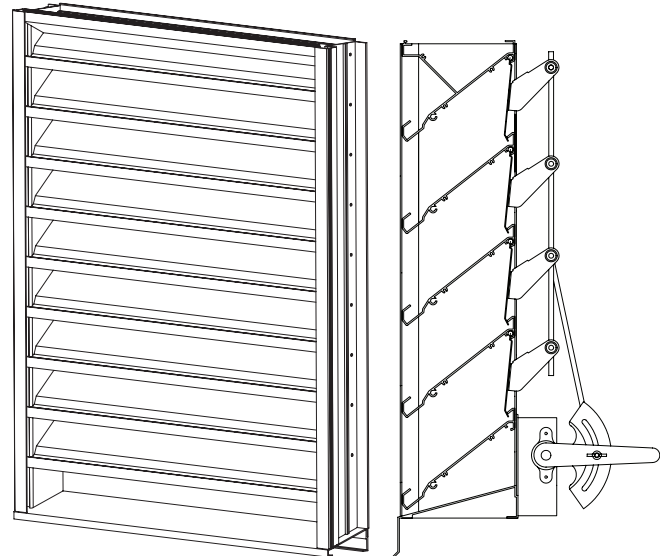




Model 638-CD

Extruded Aluminum Louver

Free Area: 59%



Specifications

Application:

The 638-CD combination drainable and adjustable louver is designed to prevent water penetration in building exterior walls for non-wind-driven rain applications. Water is channeled away from the face of the louver via built-in drain gutters into vertical downspouts that allow the water to drain at the sloped sill. The louver utilizes a built-in adjustable control damper to allow for airflow shutoff for intake and exhaust applications. The 638-CD is an AMCA certified louver.

Standard Construction:

Material: Mill finish 6063-T5 extruded aluminum
 Frame: Heavy gauge 6" deep x .081" thick
 Blade: 38° drainable .081" thick - spaced 4.75" apart
 Bird Screen: Expanded metal

Sizes:

Minimum: 12"W x 12"H
 Single-Section Maximum: 72"W x 120"H

Frame Styles:

Standard: Flush Box - No Flange
Optional: Bottom Flange Only
 Full Perimeter Flange

Options:

Insect Screen: Front
 Mounting Sleeves: 8", 10", 12", 14", or 16"

Performance Features:

59% Free Area
 Published performance ratings based on testing in accordance with AMCA Standard 500-L

Beginning Point of Water Penetration:

Free Area Velocity: 800 fpm (4.06 m/s)
 Air Volume Delivered: 7,264 cfm (3.43 m³/s)

Certified Ratings:



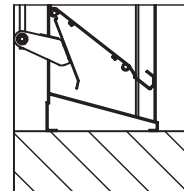
Aire Technologies certifies MODEL 638-SD and 638-CD shown here is licensed to bear the AMCA seal. The ratings shown are based on tests and procedures performed in accordance with AMCA Publication 511 and complies with the requirements of the AMCA certified Ratings Program. The AMCA Certified Ratings Seal applies to air performance ratings and water penetration ratings only.

Note:

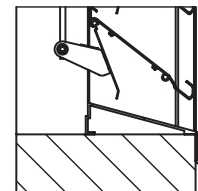
All 638-CD Louvers are built 1/4" under size both directions unless ordered actual size.

Frame Styles

No Flange



With Flange

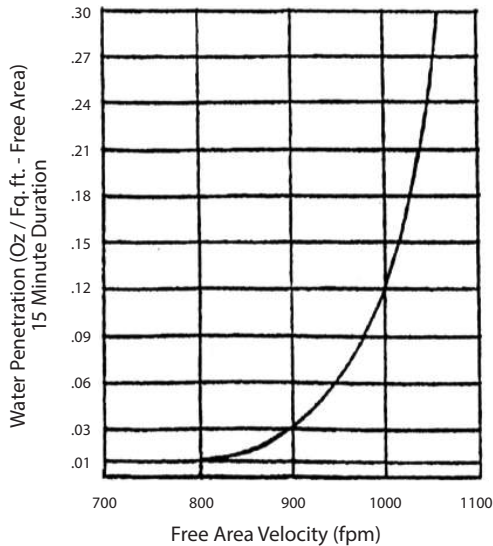


CFM And Free Area Chart For 638-SD And 638-CD (Sq. Ft)
 Width in Inches

Height in Inches	12	18	24	30	36	42	48	54	60	66	72	78	84	96
12	228 .285	365 .456	501 .626	638 .797	774 .957	912 1.14	1045 1.31	1184 1.48	1320 1.65	1456 1.82	1592 1.99	1728 2.16	1864 2.33	2136 2.67
18	474 .592	757 .946	1040 1.30	1320 1.65	1608 2.01	1888 2.36	2176 2.72	2455 3.07	2736 3.42	3024 3.78	3304 4.13	3584 4.48	3672 4.84	4440 5.55
24	704 .879	1120 1.40	1544 1.93	1960 2.45	2384 2.98	2520 3.15	3224 4.03	3640 4.55	4054 5.06	4480 5.60	4904 6.13	5320 6.65	5744 7.18	6584 8.23
30	880 1.10	1400 1.75	1928 2.41	2456 3.07	2976 3.72	3504 4.38	4032 5.04	4552 5.69	5080 6.35	5800 7.00	6128 7.65	6655 8.32	7175 8.97	8224 10.28
36	1120 1.40	1792 2.24	2464 3.06	3136 3.92	3808 4.76	4480 5.60	5152 6.44	5824 7.28	6496 8.12	7168 8.96	7840 9.50	8512 10.64	9154 11.48	10496 13.12
42	1333 1.71	2154 2.73	3000 3.75	3816 4.77	4632 5.79	5448 6.81	6264 7.83	7060 8.85	7896 9.87	8712 10.89	9528 11.91	10344 12.93	11160 13.95	12792 15.99
48	1584 1.95	2523 3.16	3472 4.34	4416 5.52	5360 6.70	6304 7.88	7248 9.08	8200 10.25	9144 11.43	10055 12.61	11040 13.80	11976 14.97	12920 16.15	14516 15.52
54	1760 2.20	2808 3.51	3358 4.82	4904 6.13	5952 7.44	7000 8.75	8048 10.06	9095 11.37	10144 12.68	11192 13.99	12240 15.30	13285 16.61	14336 17.92	15354 19.23
60	2016 2.52	3216 4.02	4424 5.53	5624 7.03	6824 8.53	8024 10.03	9224 11.53	10424 13.03	11624 14.53	12824 16.03	14024 17.53	15224 19.03	16424 20.53	17624 22.03
66	2256 2.82	3608 4.51	4960 6.20	6312 7.89	7664 9.58	9016 11.27	10368 12.96	11720 14.65	13072 16.34	14424 18.03	15776 19.72	17128 21.41	18480 23.10	19332 24.79
72	2464 3.08	3928 4.91	5400 6.75	6364 8.58	8328 10.41	9792 12.24	11256 14.07	12720 15.90	14134 17.73	15348 19.56	17112 21.39	15576 23.22	20040 25.05	21504 26.35
78	2664 3.33	4248 5.31	5840 7.30	7424 9.28	9008 11.26	10592 13.24	12176 15.22	13760 17.20	15344 19.15	16928 21.16	18512 23.14	20096 25.12	21680 27.10	23264 29.08
84	2904 3.63	4648 5.31	6384 7.98	8136 10.17	9880 12.35	11624 14.53	13365 16.71	15112 18.59	16856 21.07	18600 23.25	20344 25.43	22088 27.51	23832 29.79	25576 37.97
96	3344 4.18	5336 6.67	7325 9.16	9320 11.65	11312 14.14	13304 16.63	15296 19.12	17268 21.61	19208 24.01	21272 26.59	23264 29.08	25256 31.57	27246 34.06	29240 36.55

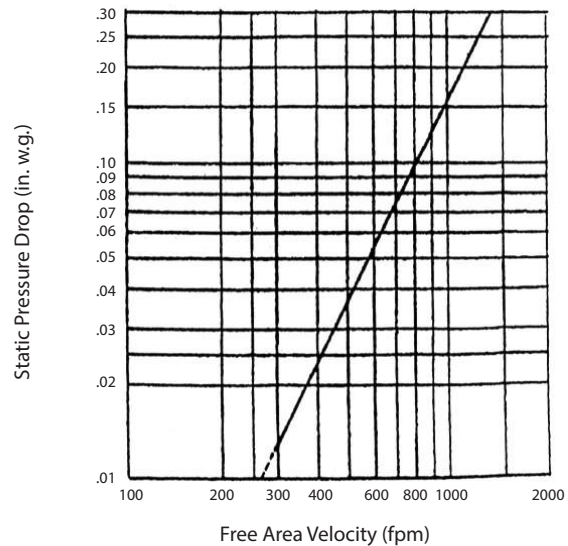
This table has been developed to assist in application and selection of these louvers. Two numbers are shown for each louver size. The upper number shows CFM of air flow permitted when selecting an intake louver at the point of zero water penetration. Pressure drop when using this Selection Guide for an intake louver will be 0.13" w.g. The lower number shows Sq. Ft. of louver free area for each louver size. Louvers may be selected at other operating points on the Performance Curves if desired using the formula. CFM=Free Area (sq.ft) X Free Area Velocity (fpm)

Water Penetration Chart



Water Penetration Data applies to test unit size 48" x 48" only. Beginning of Water Penetration is 800 fpm Free Area Velocity.

Air Performance Chart



The performance shown is done at standard air density, 0.075lbs./ft. The pressure drop data applies to the intake side of the test unit that was 48" x 48" only.

The AMCA certified rating Seal applies to air capacities in intake mode only. Ratings do not include the effects of birdscreen.



Aire Technologies certifies MODEL 638-SD and 638-CD shown here is licensed to bear the AMCA seal. The ratings shown are based on tests and procedures performed in accordance with AMCA Publication 511 and complies with the requirements of the AMCA certified Ratings Program. The AMCA Certified Ratings Seal applies to air performance ratings and water penetration ratings only.

