

# AS4S37HP

**STANDARD MATERIALS AND CONSTRUCTION**

**FRAME:** .081" thick (nominal) extruded aluminum, 6063-T52/T6 alloy. Frame also available in .125" thickness.

**BLADE:** .081" thick (nominal) extruded aluminum, 6063-T52/T6 alloy. Blades approximately 3" on centers.

**LOUVER FACE:** Full width sill with head and blades contained within jambs.

**SCREENS:** (When indicated, in a removable frame.)

1/2" flattened aluminum (.051" thick),

-or- 1/2" sq. mesh, intermediate double-crimped aluminum wire, .063" dia.,

-or- 3/16" mesh, .011" dia. aluminum wire, insect screen.

**FINISH:** Mill.

**OPTIONS**

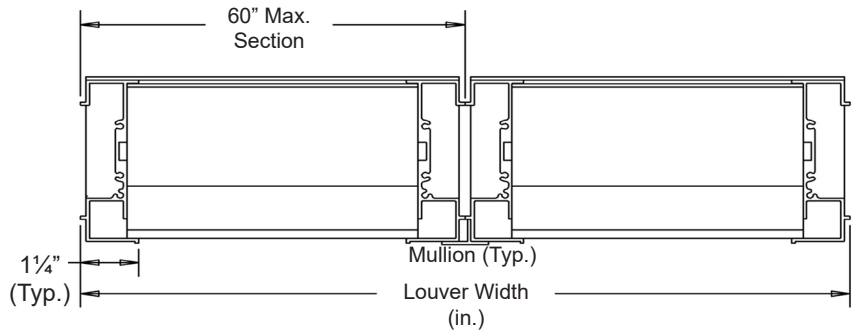
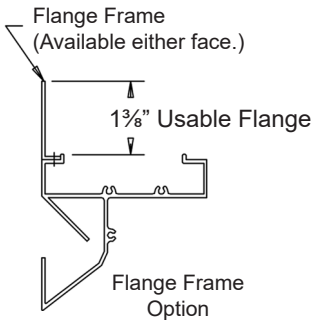
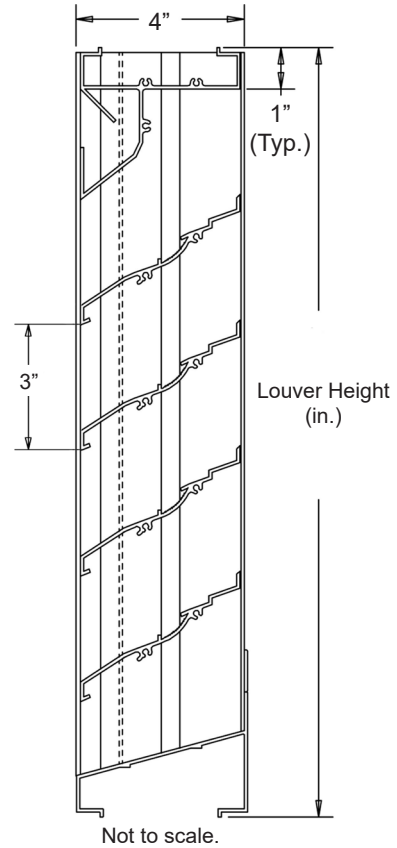
Finish - Baked Enamel, Kynar, Anodize

**NOTES**

1. Nominal deductions will be made to the opening size given.
2. Approximate shipping weight is 5.0 lbs./sq.ft.

**LOUVER SIZES**

Min Panel	Max Single Panel
12"W x 12"H	60"W x 96"H



In the interest of product development, Airline Louvers reserves the right to make changes without notice.

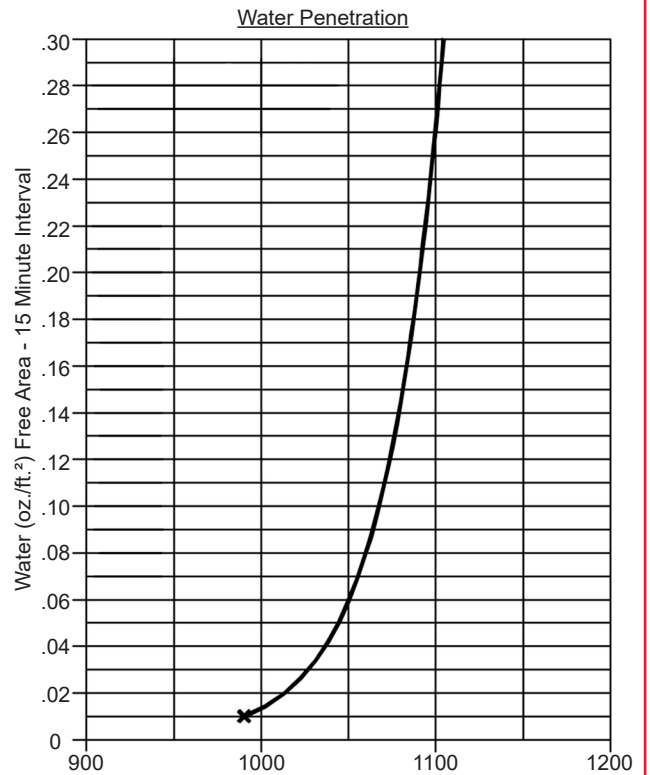
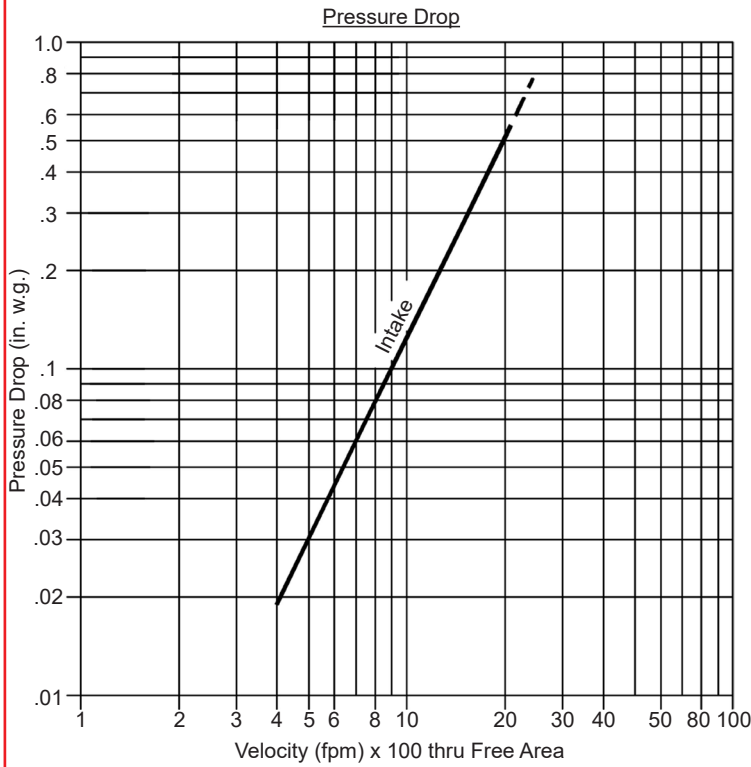
Item #	Qty	Width	Height	Width	Height	Mullion	Type	Location		
		Opening Size		Louver Size			Screens		Union Made	
<b>Arch. / Eng. :</b>						<b>EDR:</b>		<b>ECN:</b>		<b>Job:</b>
<b>Contractor:</b>										
<b>Project:</b>						<b>Date:</b>		<b>DWN:</b>		<b>DWG:</b>

# AS4S37HP

**PERFORMANCE DATA**

Pressure Drop: .13 in. w.g. at 1000 fpm  
 Free Area: 9.51 sq.ft. = 60% for 48"W x 48"H sample tested in accordance with AMCA Standard 500-L.  
 Beginning Point of Water Penetration: 990 fpm

Ratings do not include effects of a screen.



Intake air converted to standard air density.  
 Tested to AMCA Standard 500-L, Figure 5.5.

990 (FPM) Beginning Point of Water Penetration.

Free Area (sq.ft)

		Width (in.)								
		12"	18"	24"	30"	36"	42"	48"	54"	60"
Height (in.)	12"	.35	.57	.79	1.01	1.23	1.45	1.67	1.89	2.11
	24"	.91	1.48	2.05	2.62	3.19	3.77	4.34	4.91	5.48
	36"	1.46	2.39	3.31	4.23	5.16	6.08	7.01	7.93	8.85
	48"	2.02	3.29	4.57	5.85	7.12	8.40	9.51	10.95	12.22
	60"	2.58	4.20	5.83	7.46	9.08	10.71	12.34	13.97	15.59
	72"	3.13	5.11	7.09	9.07	11.05	13.03	15.01	16.98	18.96
	84"	3.69	6.02	8.35	10.68	13.01	15.34	17.67	20.00	22.33
	96"	4.25	6.93	9.61	12.29	14.98	17.66	20.34	23.02	25.70



Airline Louvers certifies that the Model AS4S37HP shown herein is licensed to bear the AMCA seal. The ratings shown are based on tests and procedures performed in accordance with AMCA Publication 511 and comply with the requirements of the AMCA Certified Ratings Program. The AMCA Certified Ratings Seal applies to Water Penetration and Air Performance Ratings only.