

K6746MDE

AMCA 540 and 550* Listed Hurricane Louver
Miami-Dade and Florida Product Approved
Extruded Aluminum | Stationary

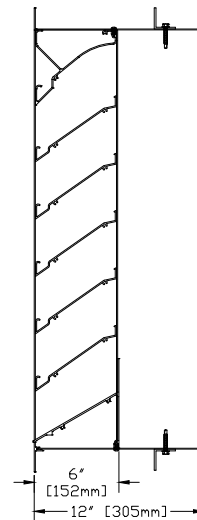
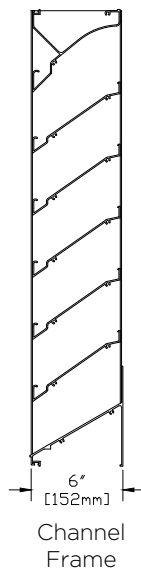
*AMCA 550 with Optional VCD-40 Damper

Florida Product Approval No.: FL 19676

Miami-Dade, FL NOA No.: 20-0929.09, EXP. 2/4/2026

Standard Construction

Mounting	Continuous aluminum angle along the jambs
Frame	Heavy gauge extruded 6063-T5 aluminum, 6 in. (152 mm) x 0.081 in. (2 mm) nominal wall thickness
Blades	Drainable style design, heavy gauge extruded 6063-T5 aluminum, 0.081 in. (2 mm) nominal wall thickness, positioned at 37° angles on approximately 4 in. (102 mm) centers
Louver Depth	6 in. (152 mm)
Construction	Mechanically fastened
Finish	Mill
Minimum Rough Opening Size	12 in. W x 12 in. H (305 mm W x 305 mm H)
Maximum Rough Opening Size	48.75 in. W x 48.5 in. H (1238 mm W x 1232 mm H)
Wind Load	+/- 150 PSF (7.2 kPa)



Performance Ratings



Airolite certifies that the K6746MDE channel frame and flange/sleeve louvers shown herein are licensed to bear the AMCA Seal. The ratings shown are based on tests and procedures performed in accordance with AMCA Publication 511 and comply with the requirements of the AMCA Certified Ratings Program. The AMCA Certified Ratings Seal applies to Water Penetration and Air Performance.

Performance of 48 in. x 48 in. (1219 mm x 1219 mm) Louver (channel frame and flange/sleeve frame)

Free Area	Area 9.41 sq. ft. (0.874 sq. m)
	Percent 58.8%
Performance at Beginning Point of Water Penetration	
Free Area Velocity	Above 1250 fpm (6.350 m/s)
Max Intake Volume	11,763 cfm (5.551 m³/s)
Performance at 6,000 CFM (2.832 m³/s) Intake	
Pressure Drop	0.061 in. wg (0.015 kPa)

Options and Accessories

- [Bird Screen](#)
- [Blank Off Panels](#)
- [Filter Rack/Filter](#)
- [Flange/Sleeve Frame](#)
- [Insect Screen](#)
- [Security Bars](#)
- [Variety of Architectural Finishes](#)
- VCD-40 Damper for AMCA 550

Product Details

[K6746MDE Standard Channel Frame Details](#)

[K6746MDE Optional Flange/Sleeve Frame Details](#)

[Channel and Flange/Sleeve Installation \(#481376 IOM\)](#)

[Miami-Dade County, FL Notice of Acceptance](#)

Structural reinforcing members may be required to adequately support and install multiple louver sections within a large opening. Structural reinforcing members along with any associated installation hardware is not provided by Airolite unless indicated otherwise by Airolite. Options and accessories including, but not limited to, screens, filter racks, louver doors, and blank off panels are not subject to structural analysis unless indicated otherwise by Airolite.

AIROLITE
The look that works.™

K6746MDE

AMCA 540 and 550* Listed Hurricane Louver
Miami-Dade and Florida Product Approved
Extruded Aluminum | Stationary

*AMCA 550 with Optional VCD-40 Damper

Free Area Chart

Free Area Chart shows free area in square feet and square meters.
(channel frame and flange/sleeve frame)

Louver Height Inches (Meters)	Louver Width in Inches (Meters)						
	12	18	24	30	36	42	48
	0.30	0.46	0.61	0.76	0.91	1.07	1.22
12	0.19	0.32	0.44	0.57	0.69	0.82	0.94
0.30	0.02	0.03	0.04	0.05	0.06	0.08	0.09
18	0.48	0.80	1.11	1.42	1.74	2.05	2.36
0.46	0.04	0.07	0.10	0.13	0.16	0.19	0.22
24	0.77	1.27	1.77	2.27	2.77	3.27	3.76
0.61	0.07	0.12	0.16	0.21	0.26	0.30	0.35
30	1.05	1.73	2.41	3.09	3.77	4.45	5.13
0.76	0.10	0.16	0.22	0.29	0.35	0.41	0.48
36	1.35	2.22	3.09	3.97	4.84	5.71	6.59
0.91	0.13	0.21	0.29	0.37	0.45	0.53	0.61
42	1.62	2.67	3.71	4.76	5.81	6.86	7.91
1.07	0.15	0.25	0.34	0.44	0.54	0.64	0.73
48	1.92	3.17	4.42	5.67	6.91	8.16	9.41
1.22	0.18	0.29	0.41	0.53	0.64	0.76	0.87



IMPACT
RESISTANT
LOUVER
Basic Protection Level D

* See www.AMCA.org for all certified or listed products

This label does not signify
AMCA airflow performance
certification.



HIGH VELOCITY RAIN
RESISTANT WITH BLADES
FULLY CLOSED AND
IMPACT RESISTANT LOUVER
Basic Protection Level D

* See www.AMCA.org for all certified or listed products

This label does not signify
AMCA airflow performance
certification.

Airolite certifies that the K6746MDE channel frame and flange/sleeve frame louvers shown herein are approved to bear the AMCA Listing Label. The ratings shown are based on tests and procedures performed in accordance with AMCA Publications and comply with the requirements of the AMCA Listing Label Program. The AMCA Listing Label applies to Wind Borne Debris Impact Resistant louvers rated for Basic Protection with a minimum blade span of less than 12 in. (305 mm) and a maximum unsupported blade span of 46 in. (1168 mm). For louvers with the VCD-40 Damper, the AMCA Listing Label also applies to High Velocity Wind Driven Rain Resistant Louver-Damper combinations tested in the fully closed position that stops airflow through the louver.

Document Links

[Architectural Louvers Catalog](#)

[Finishes & Colors](#)

[Qwik Ship Guide](#)

[Airolite Warranty Statement](#)

AIROLITE®
The look that works.™

K6746MDE

AMCA 540 and 550* Listed Hurricane Louver
Miami-Dade and Florida Product Approved
Extruded Aluminum | Stationary

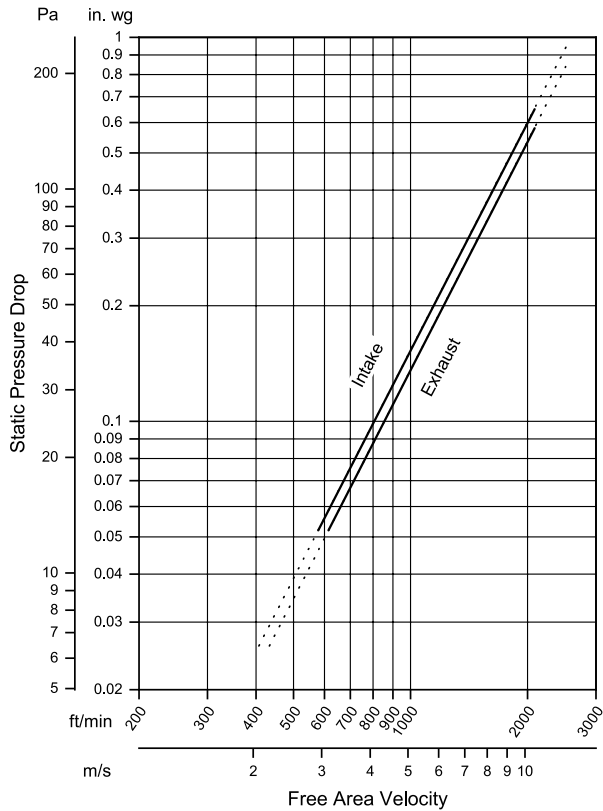
*AMCA 550 with Optional VCD-40 Damper

Airflow Resistance

(channel frame and flange/sleeve frame)

Standard Air - 0.075 lb/ft³ (1.2 kg/m³)

Test size 48 in. x 48 in. (1219 mm x 1219 mm)



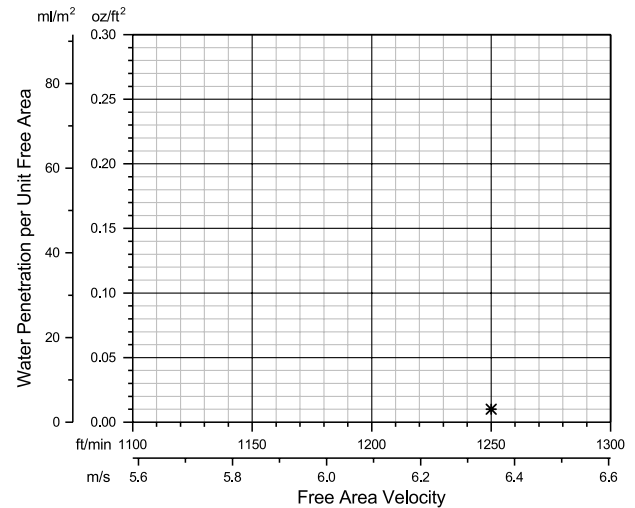
Model K6746MDE resistance to airflow (pressure drop) varies depending on louver application (air intake or air exhaust). Free area velocities (shown) are higher than average velocity through the overall louver size. See louver selection information. (Test Figure 5.5-6.5)

Water Penetration

(channel frame and flange/sleeve frame)

Standard Air - 0.075 lb/ft³ (1.2 kg/m³)

Test size 48 in. x 48 in. (1219 mm x 1219 mm) Test duration of 15 min.



The AMCA Water Penetration Test provides a method for comparing various louver models and designs as to their efficiency in resisting the penetration of rainfall under specific laboratory test conditions. The beginning point of water penetration is defined as that velocity where the water penetration curve projects through 0.01 oz. (3 g) of water (penetration) per sq. ft. (m²) of louver free area. ***The beginning point of water penetration for Model K6746MDE (channel frame and flange/sleeve frame) is above 1250 fpm (6.350 m/s) free area velocity.** These performance ratings do not guarantee a louver to be weatherproof or stormproof and should be used in combination with other factors including good engineering judgement in selecting louvers.

AIROLITE®
The look that works.™