

본 제품의 규격은 품질개선을 위하여 예고없이 변경될 수 있으므로 제품구입시 문의 바랍니다.
Since specifications of products can be changed without inform in order to improve the quality, please call us to confirm them.



자연과 환경, 그리고 사람을 생각하는 브랜드

DR 환기송풍기

MIXED FLOW FAN

DR-FIL/GIL series

May 2020 (Rev.00)



본사/공장 565-902 전라북도 완주군 봉동읍 완주산단7로115 (둔산리 926-3번지)
TEL (063)262-5100 FAX (063)262-5107
서울사업소 445-862 경기도 화성시 마도면 마도로 608 (청원리 32-1번지)
TEL (031)8047-5161 FAX (031)8047-5163
고객서비스센터 1644-5153



INDEX

1. Index2 PAGE

2. Product Characteristic3 PAGE

3. Overall Dimensions4 PAGE

4. Performance Curves and Sound Data5~7 PAGE



- 형상
- MIXED FLOW TYPE(사류형)
- 특징
- 최적 설계의 케이스 일체형으로 소음과 진동을 최소화
 - 저소음(소음재 부착 가능)
 - 효율성 극대화
 - 내식성 증가를 위한 날개 전착도장
- 용도
- 빌딩, 아파트, 지하상가, 공장, 창고 등의 공조설비용
 - 일반환기, 공기조화, 냉난방 송풍 및 급배기 시스템
 - 기타 국소부위 배기, 환기설비

송풍기의 모델명 읽는 방법 예시

모델명 : DR - G IL 700 T P

- 전동기 효율제 (프리미엄)
- 전동기 상 (Phase)
- IMPELLER의 외경 (단위:mm)
- FAN 기종 (DUCT IN LINE FAN)
- 전동기 극수 (Poles)
- 제작회사 표기 (대륜산업의 약자)

외형도 및 규격표

상세 "A"

설치용 브라켓 HOLE 상세 A

각형 플랜지

주문형 원형 플랜지

단위 : mm

MODEL No.	A	B	C	D	E	F	G	H	I	J	K	L
DR-FIL550TP	700	760	700	576	765	760	724	694	362	60	600	620
DR-GIL600TP	800	860	800	610	865	860	824	794	412	60	700	720

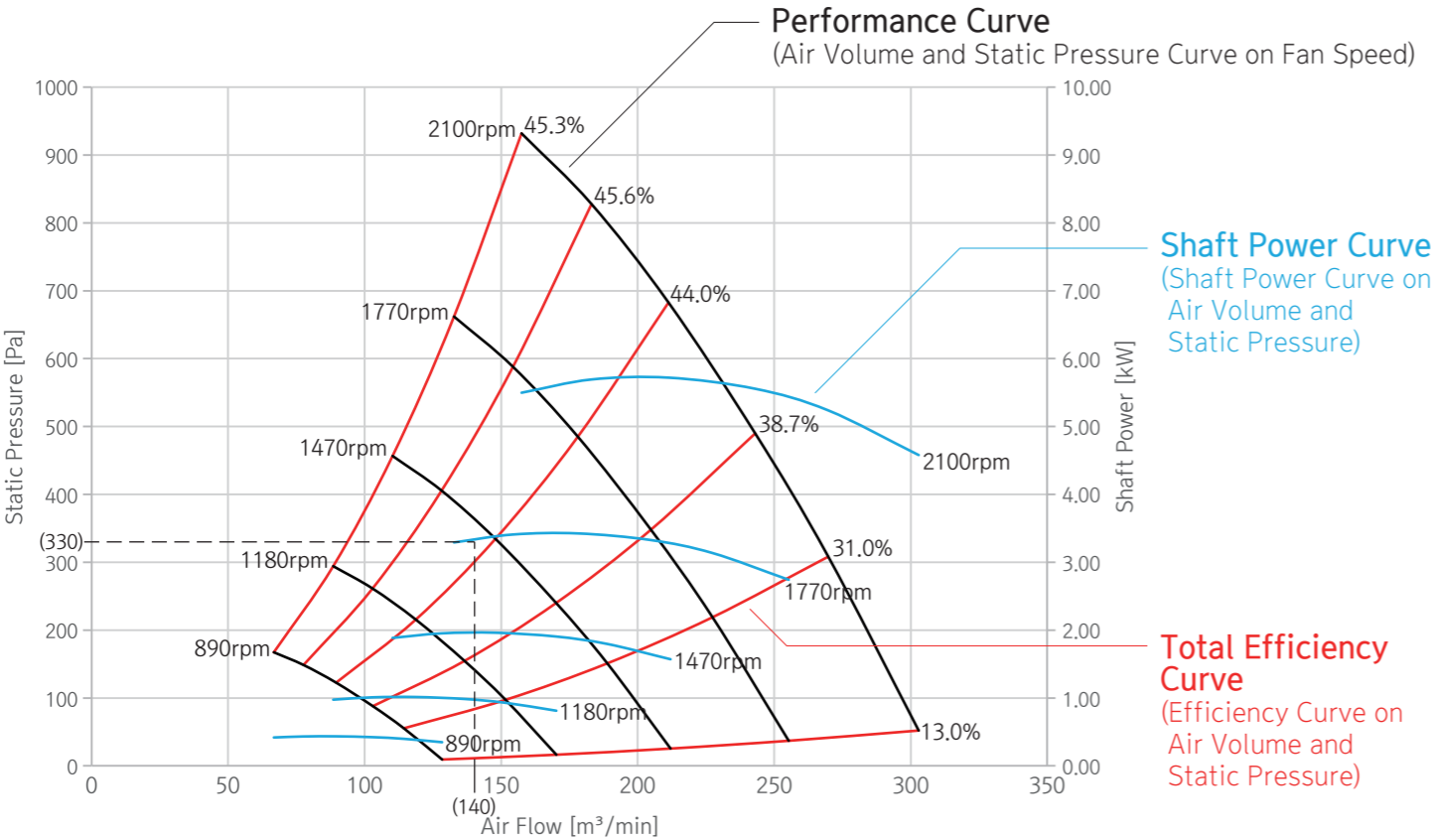


대륜산업(주)가 획득한 DR-FIL/GIL SERIES MIXED FLOW FAN의 AMCA seal에 대한 내용입니다. 등급표시는 AMCA 211과 AMCA 311에 의거 테스트 및 절차에 따른 것이며, AMCA 보증프로그램의 요구사항과 일치합니다.

"Dae-Ryun Ind. Co., Ltd." certifies that the "DR-FIL/GIL SERIES MIXED FLOW FANS" shown herein are licensed to bear the AMCA Seal. The ratings shown are based on tests and procedures performed in accordance with AMCA Publication 211 and AMCA Publication 311 and comply with the requirements of the AMCA Certified Ratings Program."

송풍기의 성능곡선 읽는 방법 예시

Air Volume	Static Pressure	Fan speed	Shaft Power	Total Efficiency
140CMM	330Pa	1470rpm	2Kw	44%



Dae-Ryun Ind. Co., LTD

DR-FIL Series

Model : DR-FIL550TP

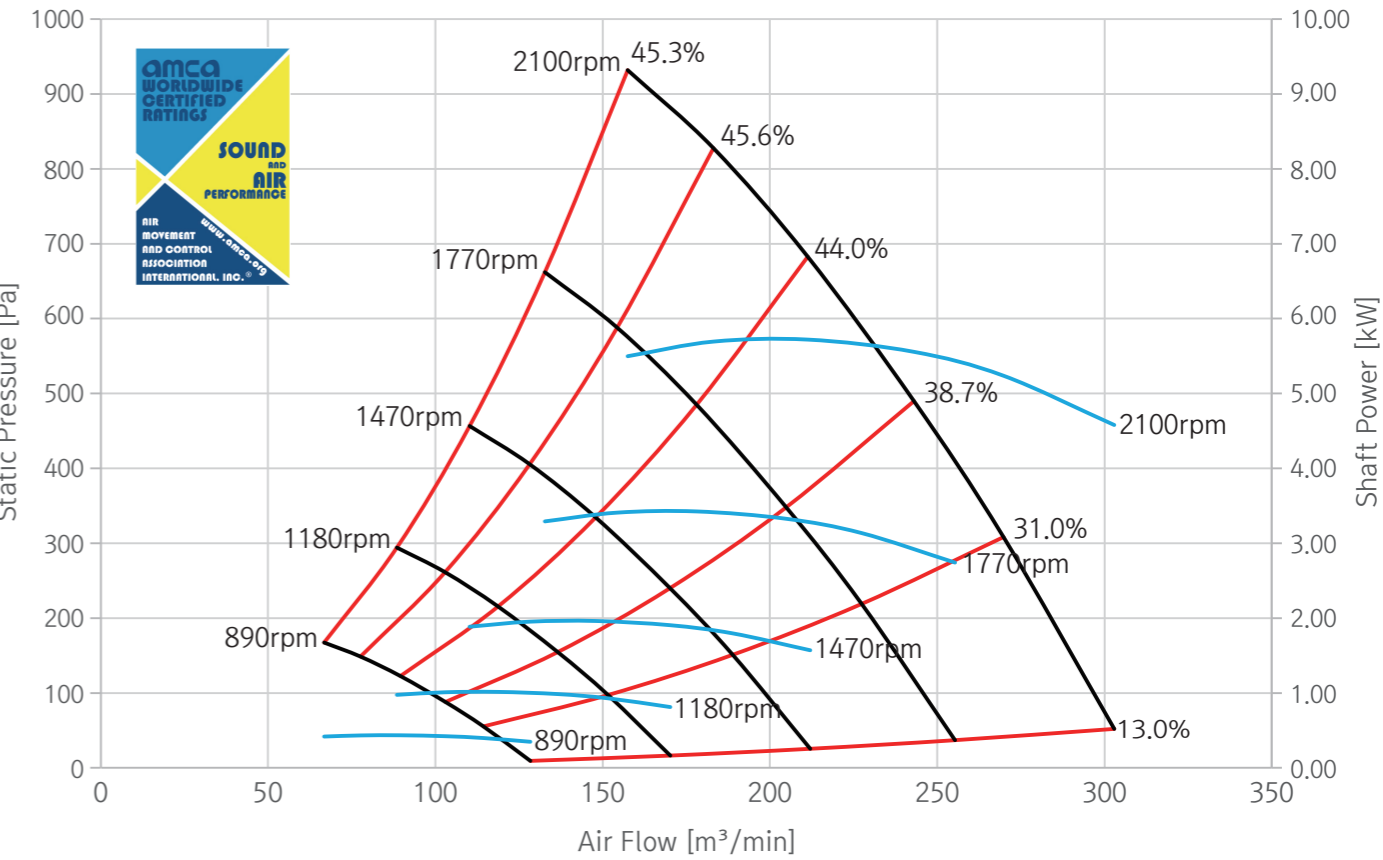
Wheel DIA : 600 mm

Outlet Dim : 760 x 760 mm

Outlet Area : 0.482 m²

Det.	N	Pt	Ps	Q	H	EtaT	EtaS	LwA	Det.	N	Pt	Ps	Q	H	EtaT	EtaS	LwA
	[r/min]	[Pa]	[Pa]	[m³/min]	[kW]	[%]	[%]	[dB]		[r/min]	[Pa]	[Pa]	[m³/min]	[kW]	[%]	[%]	[dB]
1	890	21	9	128	0.35	13.0	5.7	79	1	1180	37	16	170	0.81	13.0	5.7	86
2		65	55	114	0.40	31.0	26.5	78	2		114	97	152	0.93	31.0	26.5	85
3		96	88	103	0.42	38.7	36.6	77	3		168	155	137	0.99	38.7	36.6	84
4		128	123	90	0.44	44.0	42.0	76	4		226	216	119	1.01	44.0	42.0	83
5		153	149	78	0.43	45.6	44.3	75	5		269	261	103	1.01	45.6	44.3	82
6		171	167	67	0.42	45.3	44.5	75	6		300	294	88	0.98	45.3	44.5	82
1	1470	58	26	212	1.57	13.0	5.7	91	1	1770	84	37	255	2.74	13.0	5.7	96
2		177	151	189	1.80	31.0	26.5	90	2		256	219	227	3.14	31.0	26.5	95
3		261	240	170	1.91	38.7	36.6	90	3		378	348	205	3.33	38.7	36.6	94
4		350	335	148	1.96	44.0	42.0	89	4		508	485	178	3.43	44.0	42.0	93
5		417	406	128	1.95	45.6	44.3	88	5		605	588	154	3.41	45.6	44.3	92
6		465	457	110	1.89	45.3	44.5	87	6		675	662	133	3.29	45.3	44.5	92
1	2100	118	52	303	4.58	13.0	5.7	100									
2		360	308	270	5.24	31.0	26.5	99									
3		532	490	243	5.56	38.7	36.6	99									
4		715	683	211	5.72	44.0	42.0	98									
5		852	828	183	5.69	45.6	44.3	97									
6		950	932	157	5.50	45.3	44.5	96									

- The A-Weighted sound rating shown have been calculated per AMCA Standard 301
- Value shown are for inlet LwA sound power levels for installation type B - free inlet, ducted outlet.
- Performance certified is for installation type B - free inlet, ducted outlet.
- Performance ratings do not include the effects of apputenances(accessories), Power rating Kw does not include transmission losses



덕트형인라인팬

Duct type In-line Fan

Dae-Ryun Ind. Co., LTD

DR-GIL Series

Model : DR-GIL600TP

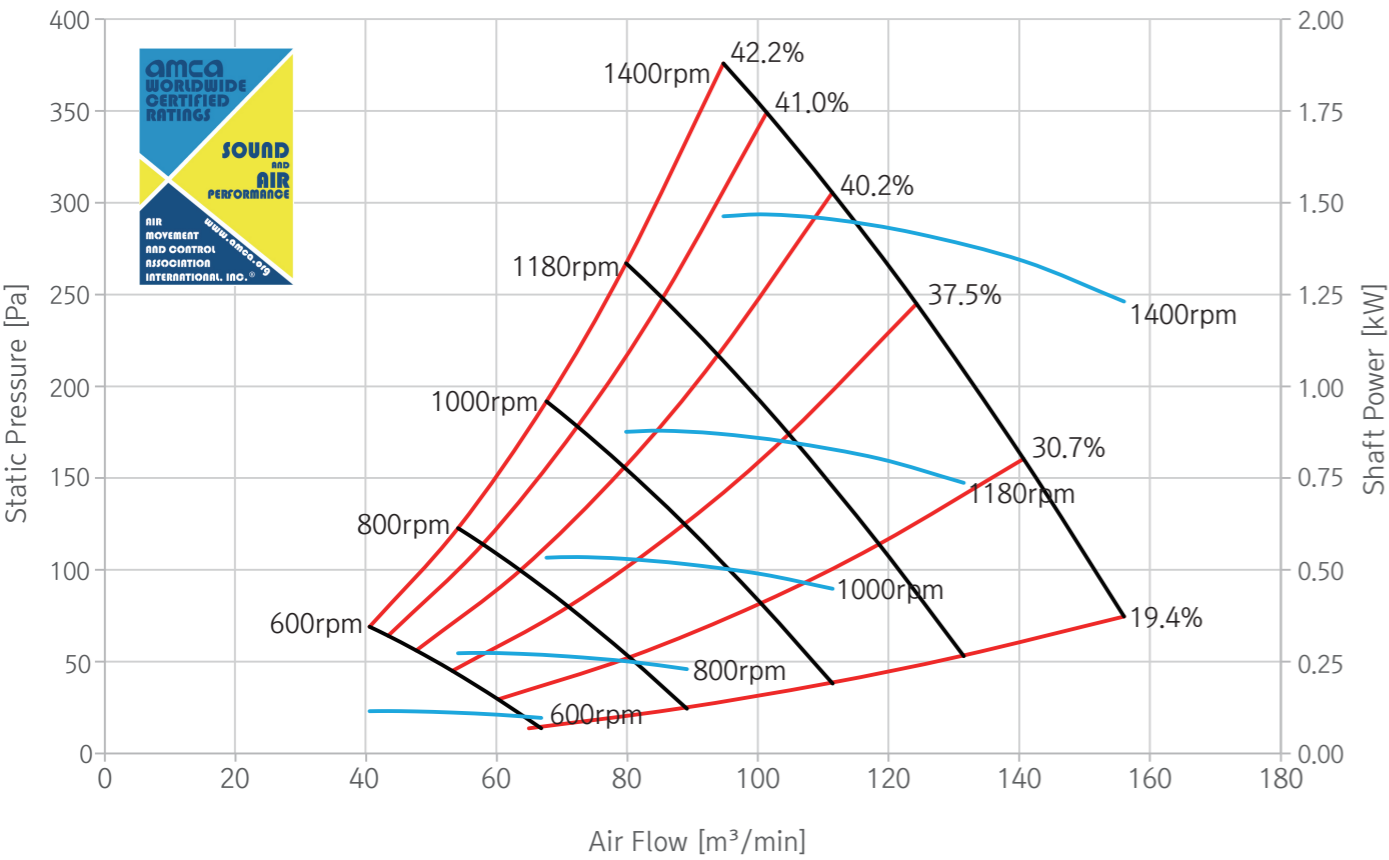
Wheel DIA : 600 mm

Outlet Dim : 760 x 760 mm

Outlet Area : 0.482 m²

Det.	N	Pt	Ps	Q	H	EtaT	EtaS	LwA	Det.	N	Pt	Ps	Q	H	EtaT	EtaS	LwA
	[r/min]	[Pa]	[Pa]	[m³/min]	[kW]	[%]	[%]	[dB]		[r/min]	[Pa]	[Pa]	[m³/min]	[kW]	[%]	[%]	[dB]
1	600	17	14	67	0.10	19.4	15.7	71	1	800	30	24	89	0.23	19.4	15.7	79
2		32	29	60	0.11	30.7	28.2	74	2		57	52	80	0.25	30.7	28.2	81
3		47	45	53	0.11	37.5	35.9	77	3		84	80	71	0.26	37.5	35.9	84
4		58	56	48	0.11	40.2	39.0	77	4		103	100	64	0.27	40.2	39.0	85
5		65	64	43	0.12	41.0	40.1	78	5		116	114	58	0.27	41.0	40.1	85
6		70	69	41	0.12	41.2	40.5	78	6		125	123	54	0.27	41.2	40.5	85
1	1000	47	38	111	0.45	19.4	15.7	85	1	1180	65	53	132	0.74	19.4	15.7	90
2		89	82	100	0.49	30.7	28.2	87	2		124	114	119	0.80	30.7	28.2	92
3		131	125	89	0.52	37.5	35.9	90	3		182	174	105	0.85	37.5	35.9	95
4		160	156	80	0.53	40.2	39.0	91	4		223	217	94	0.87	40.2	39.0	95
5		182	178	72	0.53	41.0	40.1	91	5		253	248	85	0.88	41.0	40.1	96
6		195	192	68	0.53	41.2	40.5	92	6		272	267	80	0.88	41.2	40.5	96
1	1400	92	75	156	1.23	19.4	15.7	95									
2		175	160	141	1.34	30.7	28.2	97									
3		256	245	124	1.42	37.5	35.9	100									
4		314	305	111	1.45	40.2	39.0	100									
5		356	349	101	1.47	41.0	40.1	101									
6		382	376	95	1.46	41.2	40.5	101									

- The A-Weighted sound rating shown have been calculated per AMCA Standard 301
- Value shown are for inlet LwA sound power levels for installation type B - free inlet, ducted outlet.
- Performance certified is for installation type B - free inlet, ducted outlet.
- Performance ratings do not include the effects of apputenances(accessories), Power rating Kw does not include transmission losses



덕트형인라인팬

Duct type In-line Fan

Dae-Ryun Ind. Co., LTD

DR-GIL Series

Model : DR-GIL700TP

Wheel DIA : 700 mm

Outlet Dim : 860 x 860 mm

Outlet Area : 0.630 m²

Det.	N	Pt	Ps	Q	H	EtaT	EtaS	LwA	Det.	N	Pt	Ps	Q	H	EtaT	EtaS	LwA
	[r/min]	[Pa]	[Pa]	[m³/min]	[kW]	[%]	[%]	[dB]		[r/min]	[Pa]	[Pa]	[m³/min]	[kW]	[%]	[%]	[dB]
1	600	18	11	130	0.26	14.8	9.0	74	1	800	32	19	173	0.62	14.8	9.0	81
2		40	34	118	0.28	27.8	23.7	73	2		71	60	157	0.67	27.8	23.7	80
3		62	57	104	0.30	36.3	33.6	72	3		110	102	139	0.70	36.3	33.6	79
4		80	77	91	0.30	40.7	38.9	71	4		142	136	121	0.71	40.7	38.9	79
5		89	86	83	0.30	41.7	40.4	71	5		159	154	110	0.70	41.7	40.4	78
6		98	96	74	0.29	42.2	41.2	71	6		175	171	98	0.68	42.2	41.2	78
1	1000	50	30	217	1.22	14.8	9.0	87	1	1180	69	42	255	2.00	14.8	9.0	91
2		110	94	196	1.30	27.8	23.7	86	2		154	131	232	2.14	27.8	23.7	90
3		171	159	174	1.37	36.3	33.6	85	3		239	221	205	2.25	36.3	33.6	89
4		222	213	152	1.38	40.7	38.9	84	4		309	296	179	2.27	40.7	38.9	89
5		248	240	138	1.37	41.7	40.4	84	5		345	334	163	2.25	41.7	40.4	89
6		273	266	123	1.32	42.2	41.2	84	6		380	371	145	2.17	42.2	41.2	88
1	1400	98	59	303	3.34	14.8	9.0	96									
2		216	184	275	3.57	27.8	23.7	95									
3		336	311	244	3.76	36.3	33.6	94									
4		436	417	212	3.79	40.7	38.9	93									
5		486	470	193	3.75	41.7	40.4	93									
6		535	522	172	3.63	42.2	41.2	93									

- The A-Weighted sound rating shown have been calculated per AMCA Standard 301
- Value shown are for inlet LwA sound power levels for installation type B - free inlet, ducted outlet.
- Performance certified is for installation type B - free inlet, ducted outlet.
- Performance ratings do not include the effects of apputenances(accessories), Power rating Kw does not include transmission losses

