

High Performance Axial Fan

Model RA 3 Series Performance Supplement

- Air / Sound Performance



BUILDING VALUE IN AIR.



June
2020

High Performance Axial Fan Model RA 3 Series

Greenheck's Model RA 3 Series equipped with high performance vanes are high efficient, competitive and ideal for inline air ventilation in commercial, institutional or industrial buildings. The casing design and construction are well suited to indoor or outdoor applications and can be easily installed in ducted or non-ducted systems.

Typical Ventilation Applications include:

- Supply and return fans for air handling equipment
- Emergency smoke and heat exhaust
- Stairwell pressurization
- Parking garage and storage facility exhaust
- Industrial process ventilation
- Tunnel ventilation
- Lift pressurization
- Atrium pressurization



Model RA 3 Series is available in 15 sizes that cover a broad range of volumetric flow and pressure conditions.



Greenheck India Private Ltd. certifies that the Model RA 3 shown herein is licensed to bear the AMCA Seal. The ratings shown are based on tests and procedures performed in accordance with AMCA Publication 211 and Publication 311 and comply with the requirements of the AMCA Certified Ratings Program.

RA 3 Series - Catalog Reference

Please use the colored tabs shown below as a reference when reading the catalog. The groupings and colors are not representative of performance, price or offering, but simply for locating the appropriate fan diameter within the catalog.

Fan Diameter		225 Hub			275 Hub		400 Hub	
		W1	W2	W4	C1	C2	C3	C4
315-500	315							
	355							
	400							
	450							
	500							
560-900	560							
	630							
	710							
	800							
	900							
1000-1600	1000							
	1120							
	1250							
	1400							
	1600							

The AMCA International Certified Ratings Seal for sound applies to LWA values only. dBA sound pressure values are weighted with 11.5 dB attenuation based on 5 feet from the fan in a hemispherical free field and are not licensed by AMCA International.

1770 RPM	C1		
Blade Pitch	% WOV	LwA	dBA
45°	100	95	84
	93	95	83
	80	95	83
35°	100	91	80
	96	91	80
	84	91	79
25°	100	89	77
	96	88	77
	77	86	74
15°	100	88	77
	95	87	76
	77	85	74

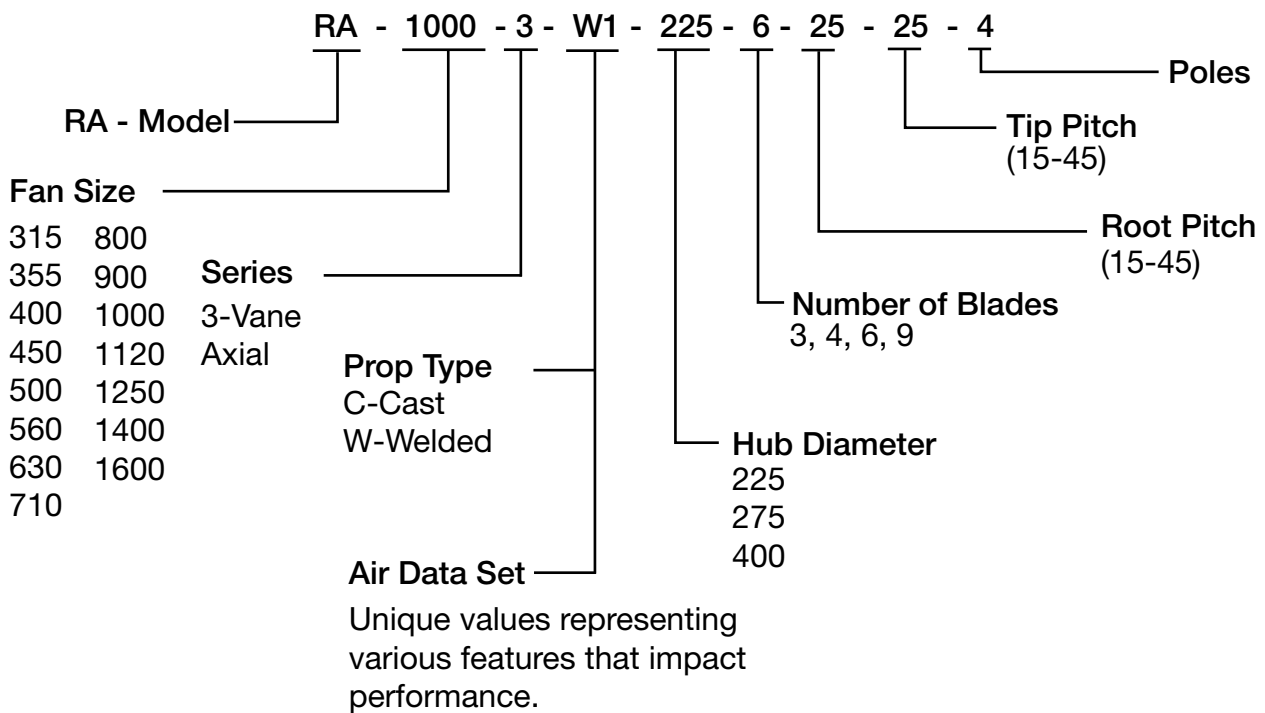


Ceiling Mount

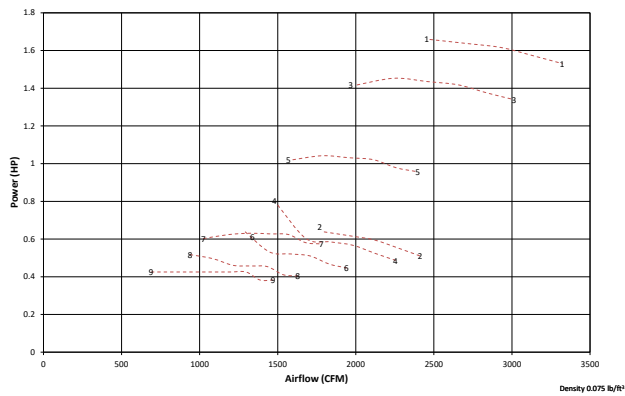
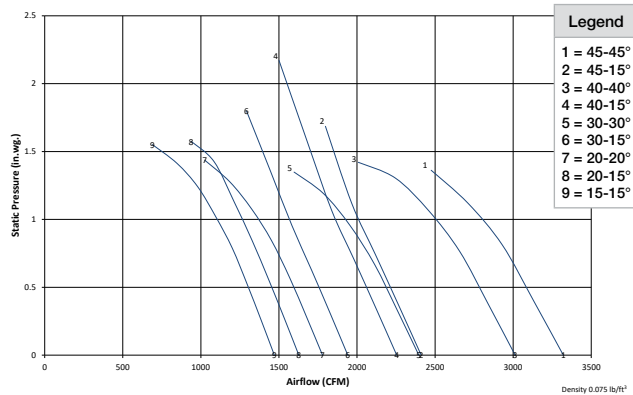


Horizontal Mount

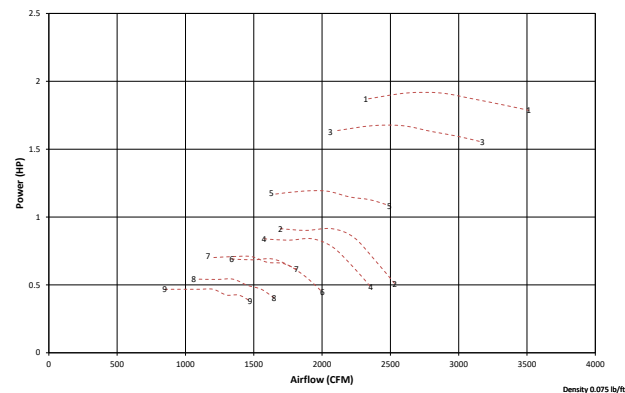
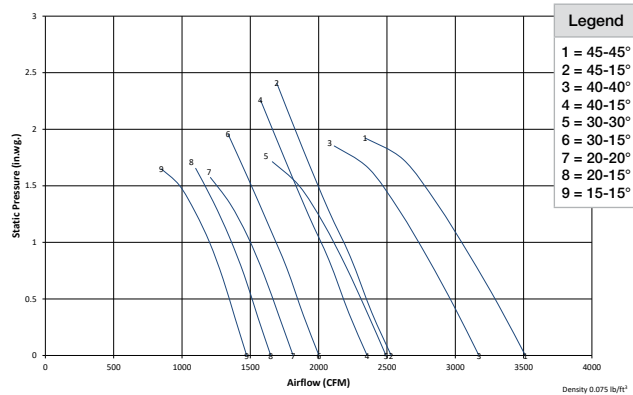
Model Number Code



W1 (3500 RPM)



W2 (3500 RPM)



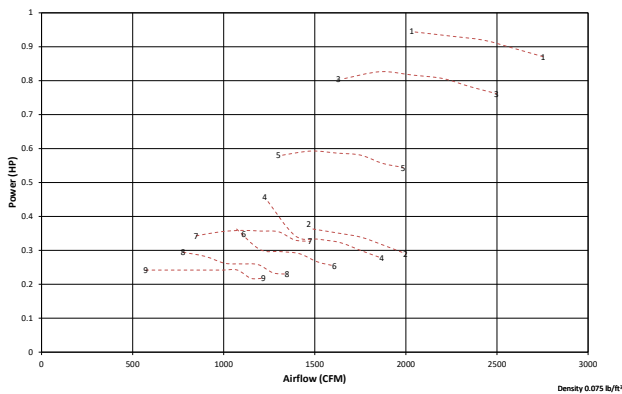
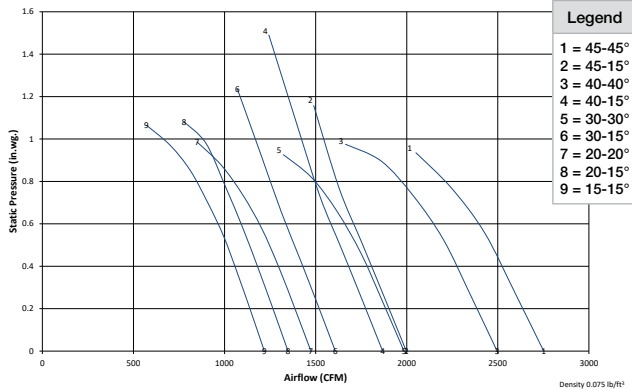
Performance shown is for installation type B: free inlet, ducted outlet. Performance ratings do not include the effects of appurtenances (accessories).

Sound power level ratings and A-weighted sound power ratings are shown in decibels, referred to 10⁻¹² watts, calculated per AMCA Standard 301. Values shown are for inlet LWi or inlet LWiA sound power levels for installation type B: free inlet, ducted outlet. The AMCA International Certified Ratings Seal for sound applies to LWA values only. dBA sound pressure values are weighted with 11.5 dB attenuation based on 5 feet from the fan in a hemispherical free field and are not licensed by AMCA International.

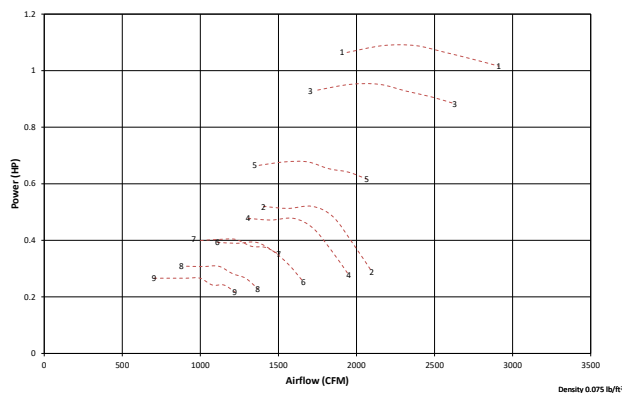
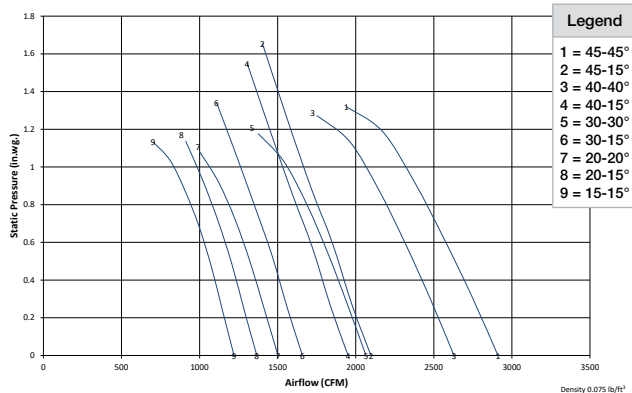
Sound Data

3500 RPM	W1		W2	
Blade Pitch	% WOV	LwA	% WOV	LwA
45-45°	100	95	100	96
	80	93	90	95
	50	92	42	93
45-15°	100	90	100	75
	89	89	92	93
	60	88	73	94
40-40°	100	93	100	75
	80	92	91	94
	50	92	73	95
40-15°	100	89	100	93
	87	88	90	94
	59	89	58	93
30-30°	100	90	100	90
	80	89	95	91
	50	92	72	92
30-15°	100	87	100	92
	85	86	90	90
	55	90	59	91
20-20°	100	87	100	90
	80	86	88	89
	50	92	45	97
20-15°	100	86	100	90
	82	85	87	89
	52	91	46	97
15-15°	100	85	100	88
	80	84	88	87
	50	92	45	93

W1 (2900 RPM)



W2 (2900 RPM)



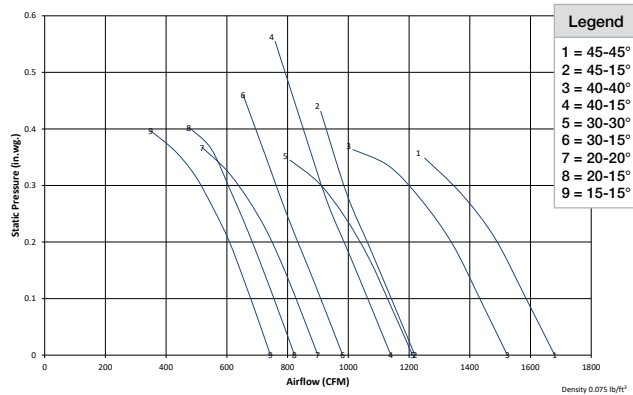
Performance shown is for installation type B: free inlet, ducted outlet. Performance ratings do not include the effects of appurtenances (accessories).

Sound power level ratings and A-weighted sound power ratings are shown in decibels, referred to 10⁻¹² watts, calculated per AMCA Standard 301. Values shown are for (inlet LWi or inlet LWiA) sound power levels for installation type B: free inlet, ducted outlet. The AMCA International Certified Ratings Seal for sound applies to LWA values only. dBA sound pressure values are weighted with 11.5 dB attenuation based on 5 feet from the fan in a hemispherical free field and are not licensed by AMCA International.

Sound Data

2900 RPM	W1		W2	
Blade Pitch	% WOV	LwA	% WOV	LwA
45-45°	100	91	100	92
	80	90	90	91
	50	88	42	89
45-15°	100	86	100	71
	89	85	92	89
	60	84	73	91
40-40°	100	89	100	71
	80	88	91	91
	50	88	73	91
40-15°	100	84	100	89
	87	84	90	89
	59	84	58	89
30-30°	100	86	100	86
	80	85	95	87
	50	88	72	88
30-15°	100	83	100	88
	85	82	90	86
	55	86	59	87
20-20°	100	83	100	86
	80	82	88	85
	50	88	45	93
20-15°	100	82	100	86
	82	81	87	85
	52	87	46	92
15-15°	100	82	100	84
	80	81	88	83
	50	88	45	88

W1 (1770 RPM)



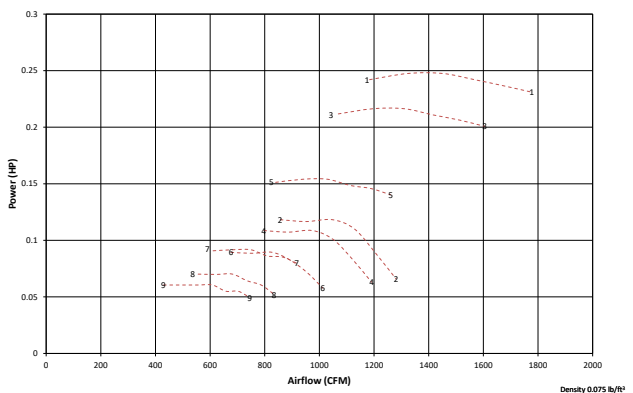
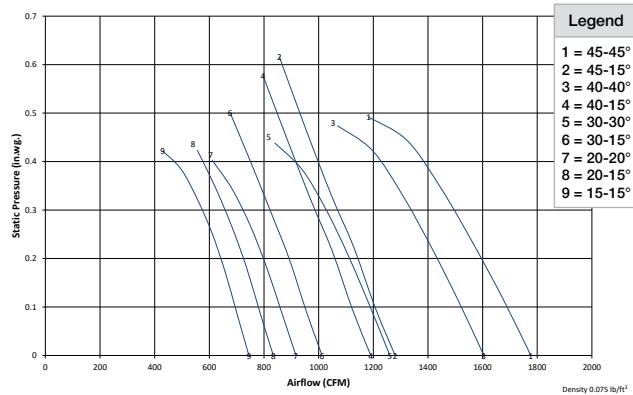
Performance shown is for installation type B: free inlet, ducted outlet. Performance ratings do not include the effects of appurtenances (accessories).

Sound power level ratings and A-weighted sound power ratings are shown in decibels, referred to 10⁻¹² watts, calculated per AMCA Standard 301. Values shown are for inlet LWi or inlet LWiA sound power levels for installation type B: free inlet, ducted outlet. The AMCA International Certified Ratings Seal for sound applies to LWA values only. dBA sound pressure values are weighted with 11.5 dB attenuation based on 5 feet from the fan in a hemispherical free field and are not licensed by AMCA International.

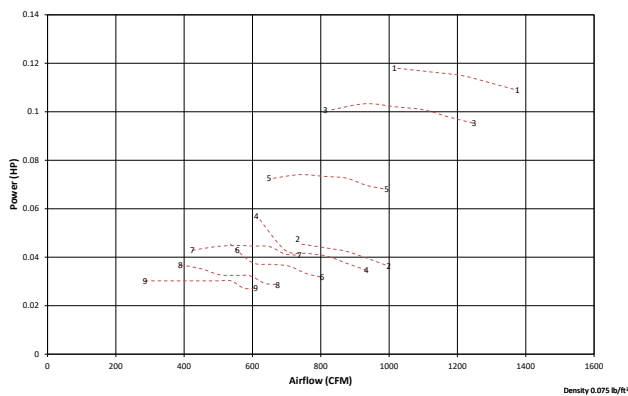
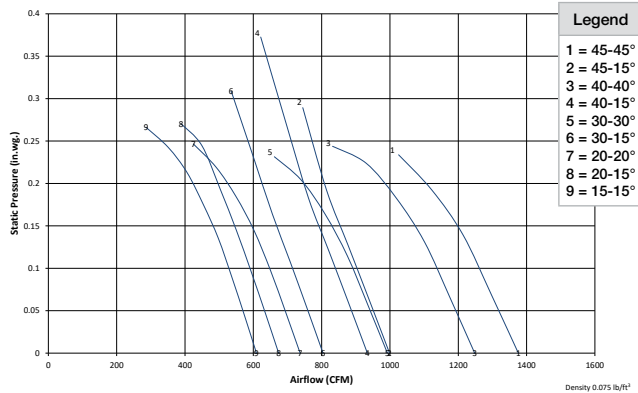
Sound Data

1700 RPM	W1		W2	
Blade Pitch	% WOV	LwA	% WOV	LwA
45-45°	100	79	100	80
	80	78	90	79
	50	76	42	78
45-15°	100	74	100	59
	89	73	92	79
	60	73	73	80
40-40°	100	78	100	59
	80	77	91	80
	50	76	73	80
40-15°	100	72	100	78
	87	72	90	78
	59	73	58	77
30-30°	100	74	100	75
	80	74	95	76
	50	76	72	78
30-15°	100	72	100	76
	85	71	90	75
	55	74	59	76
20-20°	100	71	100	74
	80	71	88	74
	50	75	45	80
20-15°	100	70	100	74
	82	70	87	74
	52	75	46	79
15-15°	100	70	100	73
	80	69	88	72
	50	75	45	76

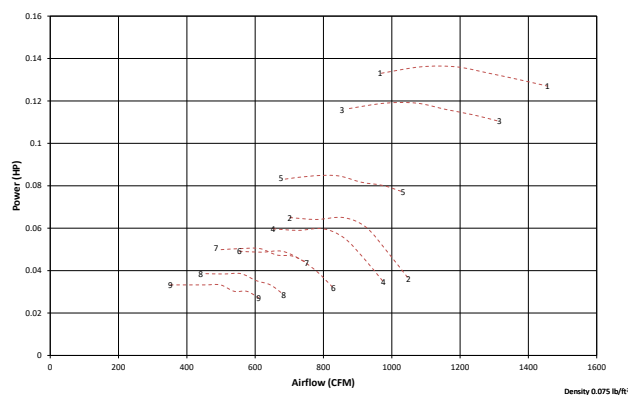
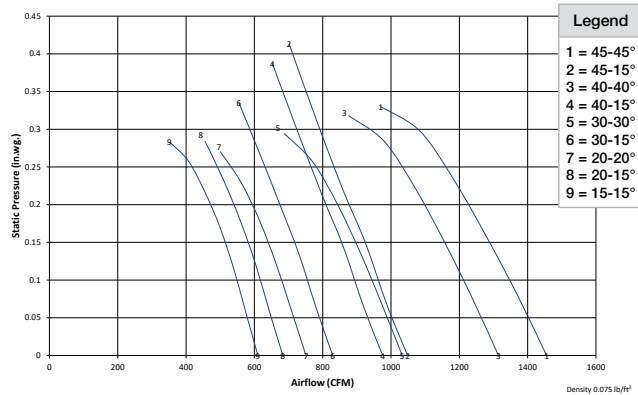
W2 (1770 RPM)



W1 (1450 RPM)



W2 (1450 RPM)



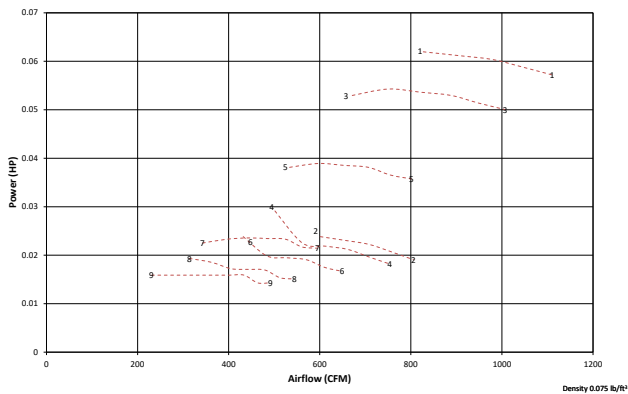
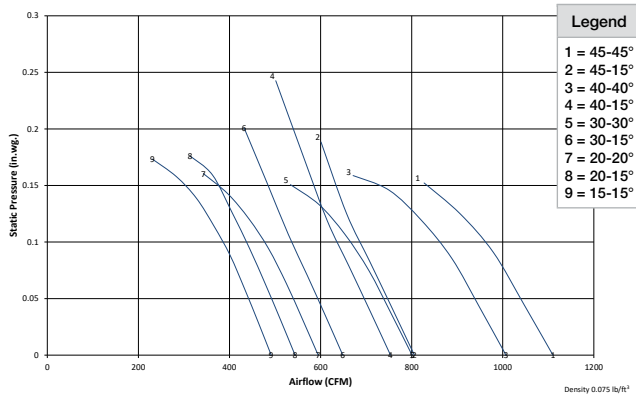
Performance shown is for installation type B: free inlet, ducted outlet. Performance ratings do not include the effects of appurtenances (accessories).

Sound power level ratings and A-weighted sound power ratings are shown in decibels, referred to 10⁻¹² watts, calculated per AMCA Standard 301. Values shown are for (inlet LWi or inlet LWiA) sound power levels for installation type B: free inlet, ducted outlet. The AMCA International Certified Ratings Seal for sound applies to LWA values only. dBA sound pressure values are weighted with 11.5 dB attenuation based on 5 feet from the fan in a hemispherical free field and are not licensed by AMCA International.

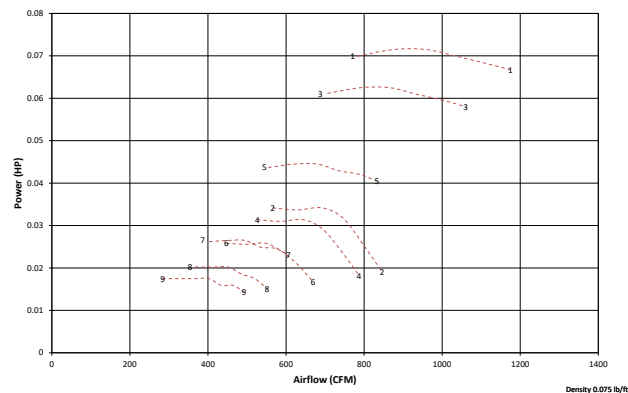
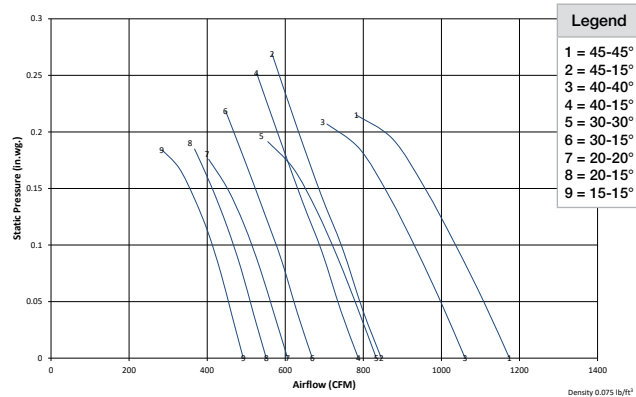
Sound Data

1450 RPM	W1		W2	
Blade Pitch	% WOV	LwA	% WOV	LwA
45-45°	100	77	100	77
	80	75	90	76
	40	76	41	76
45-15°	100	69	100	95
	89	69	92	74
	60	69	73	75
40-40°	100	76	100	95
	80	74	91	75
	40	75	73	75
40-15°	100	70	100	73
	88	70	90	73
	57	70	58	72
30-30°	100	74	100	70
	80	73	95	72
	40	75	72	73
30-15°	100	70	100	71
	85	70	90	70
	50	71	59	71
20-20°	100	72	100	69
	80	72	88	69
	39	74	45	75
20-15°	100	70	100	69
	82	71	87	69
	43	73	46	74
15-15°	100	71	100	68
	81	71	88	67
	39	74	45	71

W1 (1170 RPM)



W2 (1170 RPM)



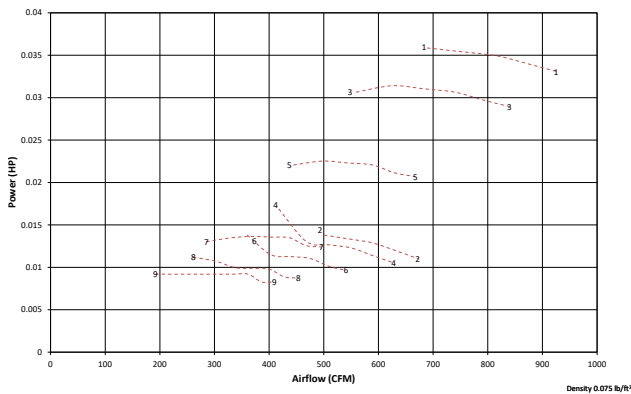
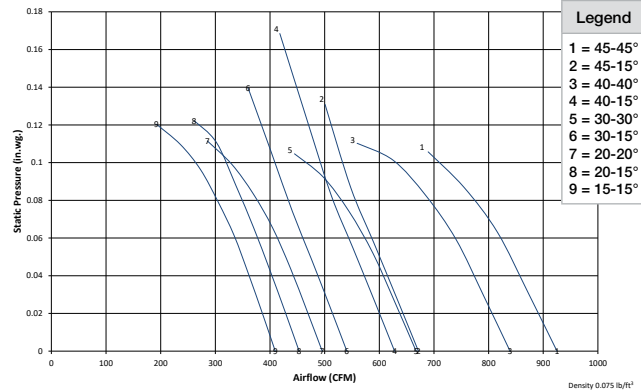
Performance shown is for installation type B: free inlet, ducted outlet. Performance ratings do not include the effects of appurtenances (accessories).

Sound power level ratings and A-weighted sound power ratings are shown in decibels, referred to 10⁻¹² watts, calculated per AMCA Standard 301. Values shown are for (inlet LWi or inlet LWiA) sound power levels for installation type B: free inlet, ducted outlet. The AMCA International Certified Ratings Seal for sound applies to LWA values only. dBA sound pressure values are weighted with 11.5 dB attenuation based on 5 feet from the fan in a hemispherical free field and are not licensed by AMCA International.

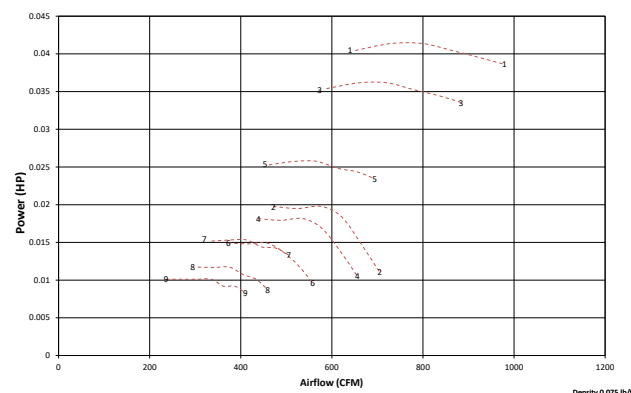
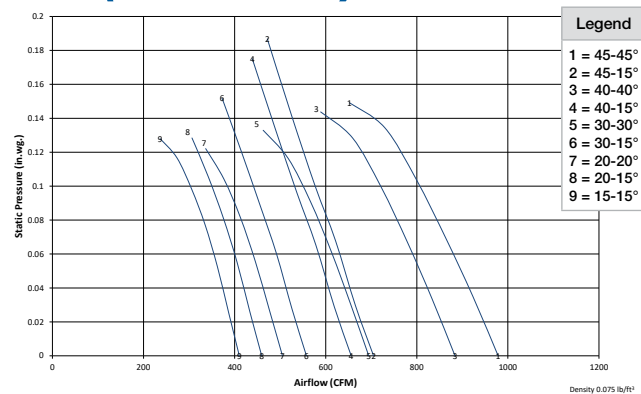
Sound Data

1170 RPM	W1		W2	
Blade Pitch	% WOV	LwA	% WOV	LwA
45-45°	100	72	100	72
	80	71	90	72
	40	71	41	71
45-15°	100	64	100	91
	89	64	92	69
	60	64	73	71
40-40°	100	71	100	91
	80	70	91	70
	40	71	73	70
40-15°	100	66	100	68
	88	66	90	68
	57	66	58	67
30-30°	100	69	100	66
	80	69	95	67
	40	70	72	68
30-15°	100	65	100	66
	85	65	90	65
	50	66	59	66
20-20°	100	68	100	64
	80	68	88	64
	39	70	45	70
20-15°	100	66	100	64
	82	67	87	64
	43	68	46	69
15-15°	100	67	100	63
	81	68	88	62
	39	69	45	66

W1 (975 RPM)



W2 (975 RPM)



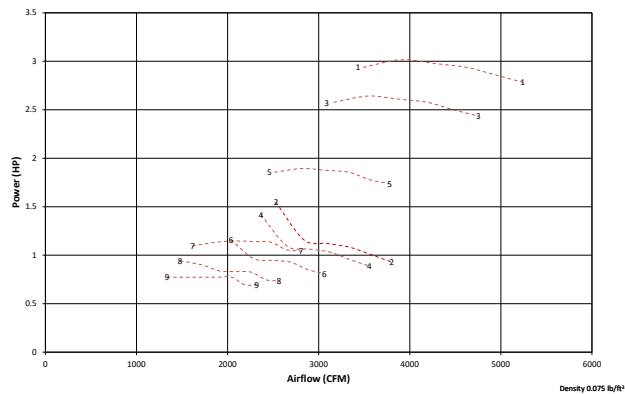
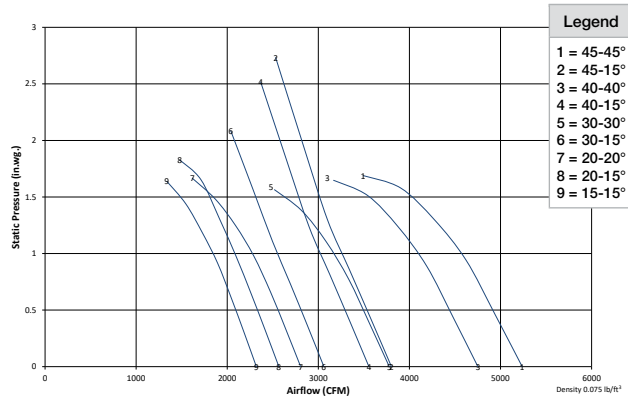
Performance shown is for installation type B: free inlet, ducted outlet. Performance ratings do not include the effects of appurtenances (accessories).

Sound power level ratings and A-weighted sound power ratings are shown in decibels, referred to 10⁻¹² watts, calculated per AMCA Standard 301. Values shown are for (inlet LWi or inlet LWiA) sound power levels for installation type B: free inlet, ducted outlet. The AMCA International Certified Ratings Seal for sound applies to LWA values only. dBA sound pressure values are weighted with 11.5 dB attenuation based on 5 feet from the fan in a hemispherical free field and are not licensed by AMCA International.

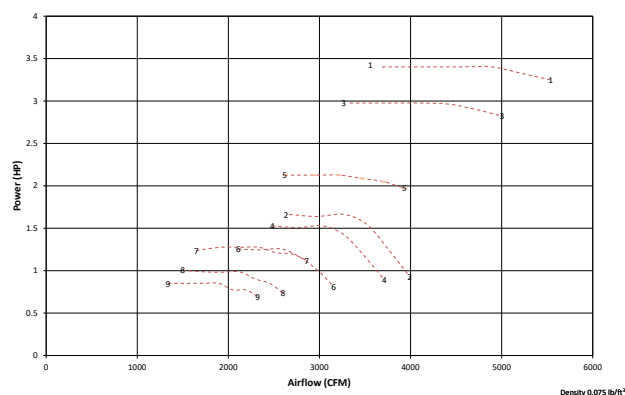
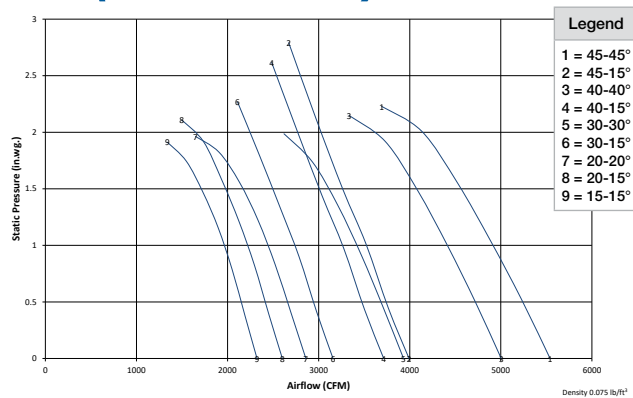
Sound Data

975 RPM	W1		W2	
Blade Pitch	% WOV	LwA	% WOV	LwA
45-45°	100	68	100	68
	80	67	90	67
	40	67	41	67
45-15°	100	60	100	87
	89	59	92	65
	60	59	73	67
40-40°	100	67	100	87
	80	66	91	66
	40	67	73	66
40-15°	100	63	100	64
	88	63	90	64
	57	63	58	62
30-30°	100	65	100	61
	80	65	95	62
	40	66	72	64
30-15°	100	61	100	61
	85	61	90	60
	50	62	59	61
20-20°	100	72	100	60
	80	72	88	60
	39	74	45	65
20-15°	100	62	100	59
	82	62	87	59
	43	64	46	64
15-15°	100	62	100	58
	81	63	88	58
	39	65	45	61

W1 (3500 RPM)



W2 (3500 RPM)



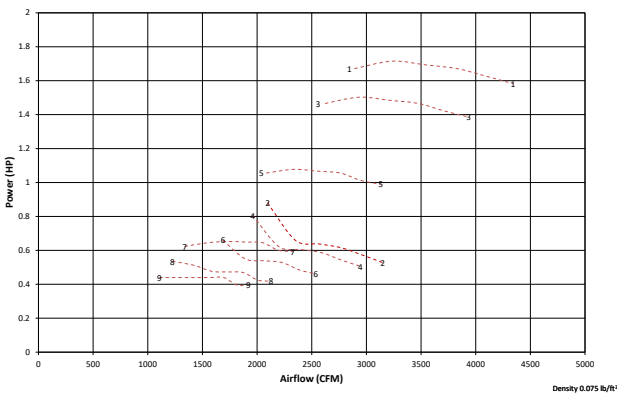
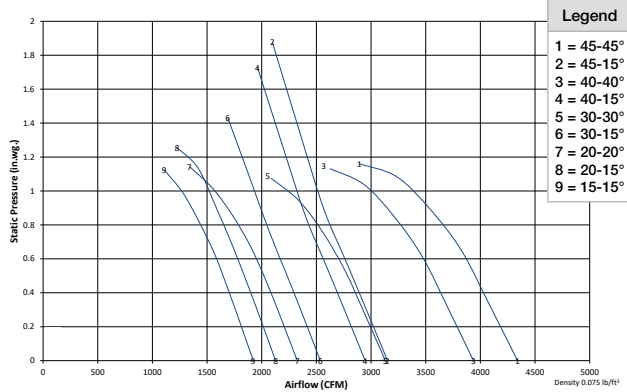
Performance shown is for installation type B: free inlet, ducted outlet. Performance ratings do not include the effects of appurtenances (accessories).

Sound power level ratings and A-weighted sound power ratings are shown in decibels, referred to 10⁻¹² watts, calculated per AMCA Standard 301. Values shown are for inlet LWi or inlet LWiA sound power levels for installation type B: free inlet, ducted outlet. The AMCA International Certified Ratings Seal for sound applies to LWA values only. dBA sound pressure values are weighted with 11.5 dB attenuation based on 5 feet from the fan in a hemispherical free field and are not licensed by AMCA International.

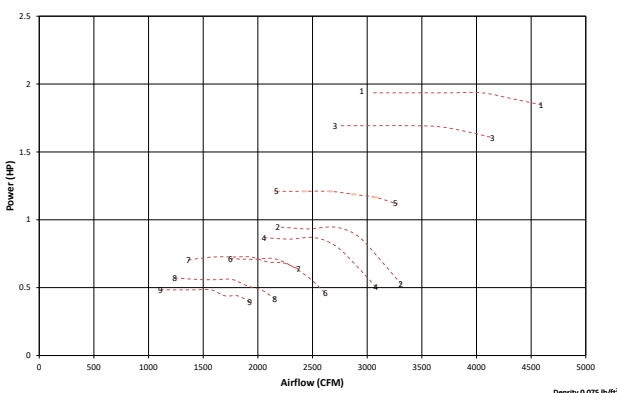
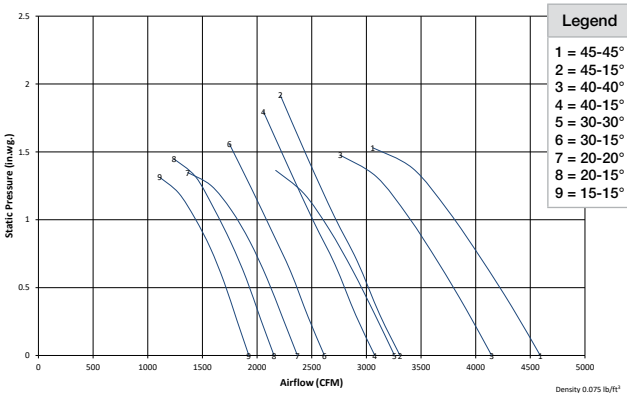
Sound Data

3500 RPM	W1		W2	
Blade Pitch	% WOV	LwA	% WOV	LwA
45-45°	100	97	100	94
	80	96	80	97
	47	95	39	95
45-15°	100	89	100	89
	81	94	82	94
	31	94	42	96
40-40°	100	95	100	96
	80	94	80	95
	47	95	39	95
40-15°	100	89	100	89
	81	93	81	93
	34	94	42	96
30-30°	100	92	100	93
	80	91	80	92
	48	95	40	95
30-15°	100	88	100	89
	81	90	81	91
	40	94	41	95
20-20°	100	89	100	90
	80	88	80	90
	49	95	40	95
20-15°	100	88	100	88
	80	88	80	89
	47	95	40	95
15-15°	100	88	100	88
	80	87	80	88
	50	95	40	95

W1 (2900 RPM)



W2 (2900 RPM)



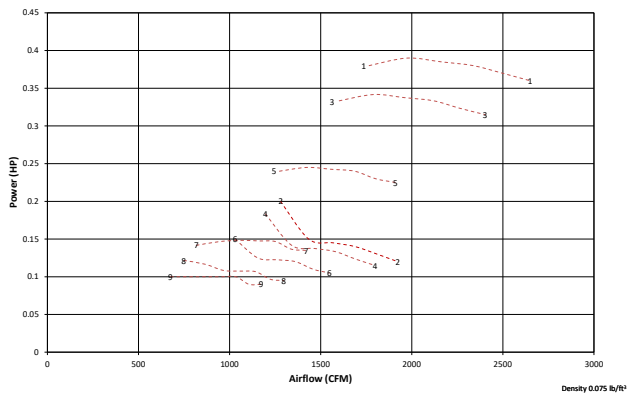
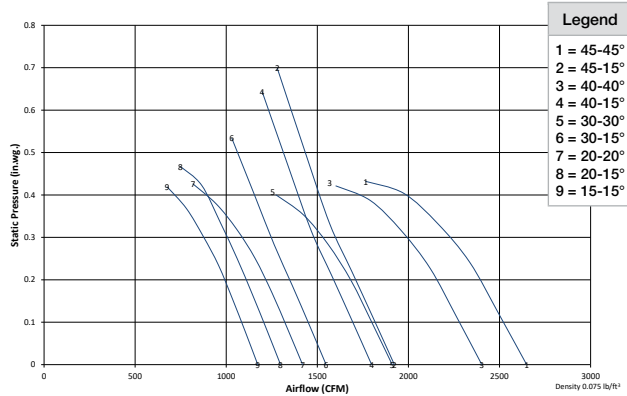
Performance shown is for installation type B: free inlet, ducted outlet. Performance ratings do not include the effects of appurtenances (accessories).

Sound power level ratings and A-weighted sound power ratings are shown in decibels, referred to 10⁻¹² watts, calculated per AMCA Standard 301. Values shown are for (inlet LWi or inlet LWiA) sound power levels for installation type B: free inlet, ducted outlet. The AMCA International Certified Ratings Seal for sound applies to LWA values only. dBA sound pressure values are weighted with 11.5 dB attenuation based on 5 feet from the fan in a hemispherical free field and are not licensed by AMCA International.

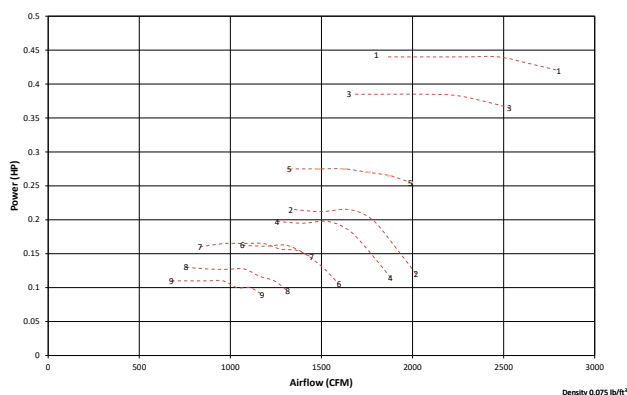
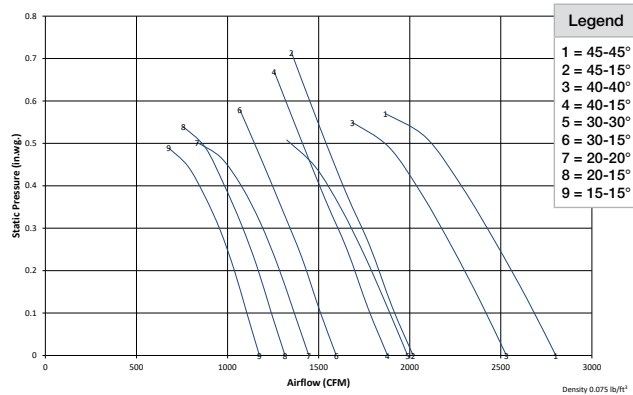
Sound Data

2900 RPM	W1		W2	
Blade Pitch	% WOV	LwA	% WOV	LwA
45-45°	100	93	100	90
	80	92	80	92
	47	91	39	91
45-15°	100	85	100	85
	81	92	82	91
	31	91	42	93
40-40°	100	91	100	91
	80	90	80	91
	47	91	39	91
40-15°	100	85	100	85
	81	90	81	90
	34	91	42	93
30-30°	100	88	100	89
	80	87	80	88
	48	91	40	91
30-15°	100	84	100	85
	81	87	81	87
	40	90	41	92
20-20°	100	85	100	86
	80	84	80	86
	49	91	40	91
20-15°	100	84	100	85
	80	84	80	85
	47	91	40	92
15-15°	100	84	100	85
	80	83	80	85
	50	91	40	92

W1 (1770 RPM)



W2 (1770 RPM)



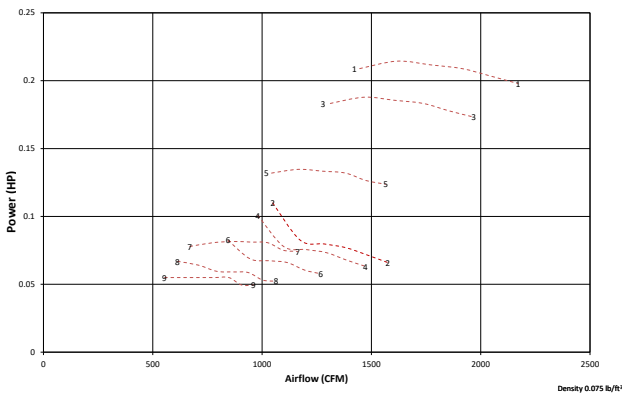
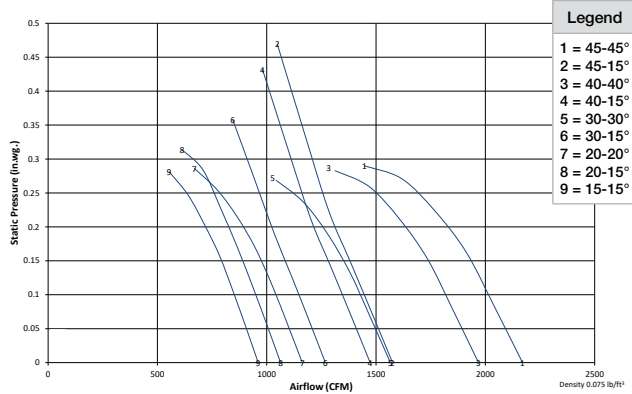
Performance shown is for installation type B: free inlet, ducted outlet. Performance ratings do not include the effects of appurtenances (accessories).

Sound power level ratings and A-weighted sound power ratings are shown in decibels, referred to 10⁻¹² watts, calculated per AMCA Standard 301. Values shown are for (inlet LWi or inlet LWiA) sound power levels for installation type B: free inlet, ducted outlet. The AMCA International Certified Ratings Seal for sound applies to LWA values only. dBA sound pressure values are weighted with 11.5 dB attenuation based on 5 feet from the fan in a hemispherical free field and are not licensed by AMCA International.

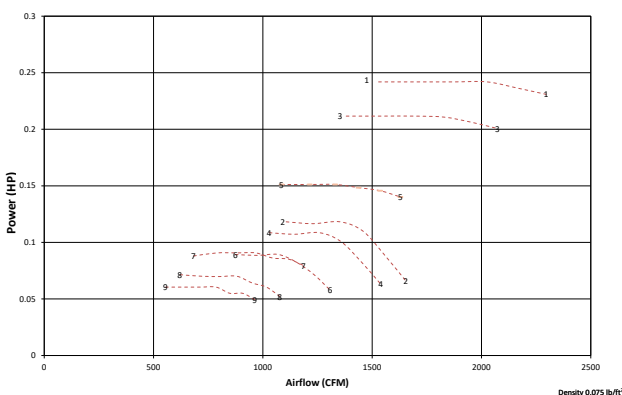
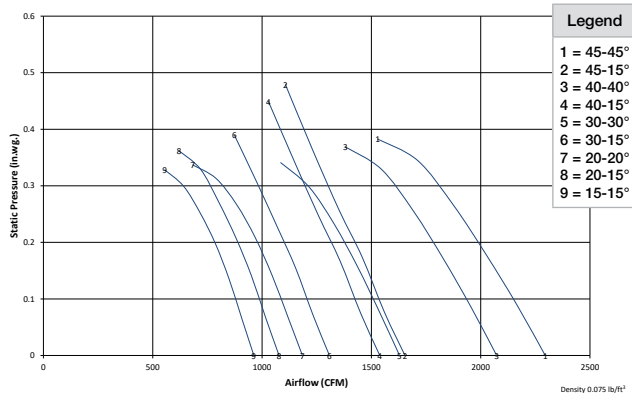
Sound Data

1770 RPM	W1		W2	
Blade Pitch	% WOV	LwA	% WOV	LwA
45-45°	100	82	100	79
	80	81	80	81
	47	80	39	80
45-15°	100	74	100	73
	81	79	82	79
	31	79	42	81
40-40°	100	80	100	80
	80	79	80	80
	47	80	39	80
40-15°	100	74	100	73
	81	78	81	78
	34	78	42	81
30-30°	100	77	100	77
	80	76	80	77
	48	79	40	80
30-15°	100	73	100	73
	81	75	81	76
	40	78	41	80
20-20°	100	73	100	74
	80	73	80	74
	49	79	40	80
20-15°	100	72	100	73
	80	73	80	74
	47	78	40	80
15-15°	100	72	100	73
	80	72	80	73
	50	79	40	80

W1 (1450 RPM)



W2 (1450 RPM)



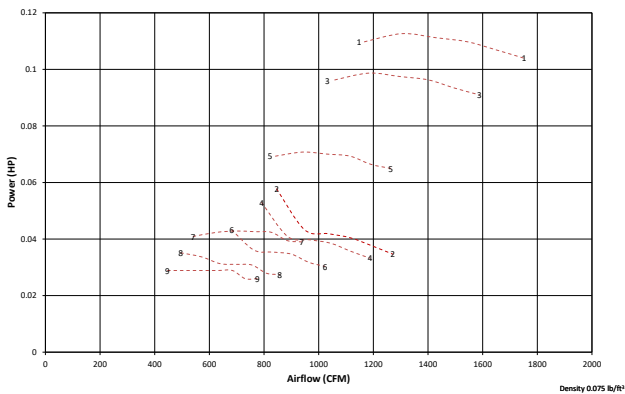
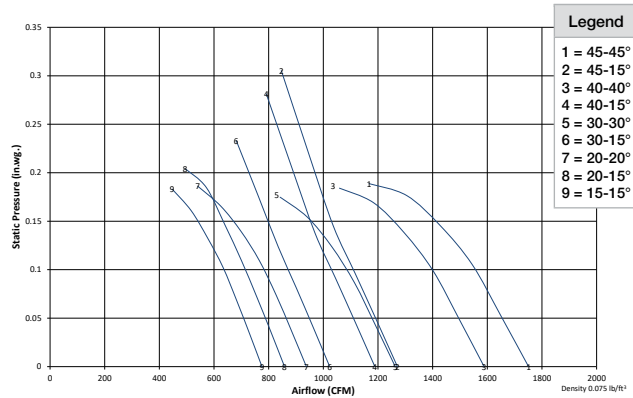
Performance shown is for installation type B: free inlet, ducted outlet. Performance ratings do not include the effects of appurtenances (accessories).

Sound power level ratings and A-weighted sound power ratings are shown in decibels, referred to 10⁻¹² watts, calculated per AMCA Standard 301. Values shown are for (inlet LWi or inlet LWiA) sound power levels for installation type B: free inlet, ducted outlet. The AMCA International Certified Ratings Seal for sound applies to LWA values only. dBA sound pressure values are weighted with 11.5 dB attenuation based on 5 feet from the fan in a hemispherical free field and are not licensed by AMCA International.

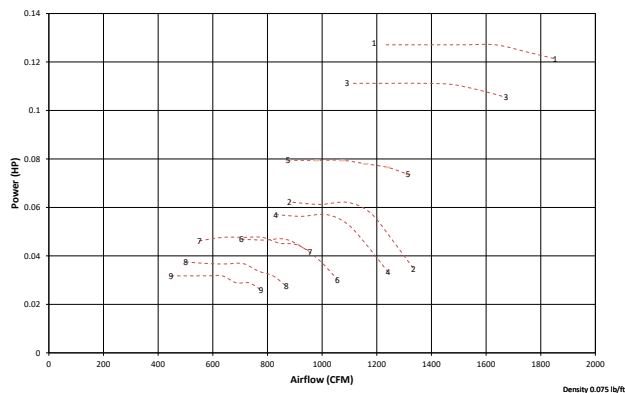
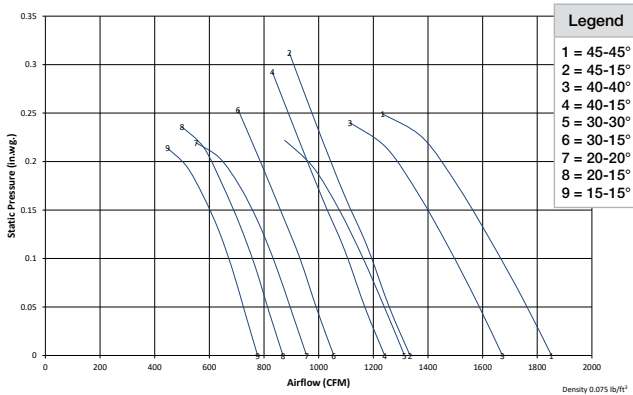
Sound Data

1450 RPM	W1		W2	
Blade Pitch	% WOV	LwA	% WOV	LwA
45-45°	100	78	100	78
	79	78	81	78
	40	76	41	77
45-15°	100	73	100	75
	82	75	80	75
	51	77	40	78
40-40°	100	77	100	77
	79	77	81	77
	40	76	41	77
40-15°	100	73	100	74
	81	74	80	75
	49	77	40	77
30-30°	100	74	100	75
	79	74	81	75
	40	76	41	77
30-15°	100	72	100	73
	80	73	80	74
	45	76	40	76
20-20°	100	72	100	72
	79	72	80	73
	40	76	41	77
20-15°	100	71	100	72
	79	72	80	73
	41	76	41	76
15-15°	100	71	100	71
	79	71	80	72
	40	76	41	76

W1 (1170 RPM)



W2 (1170 RPM)



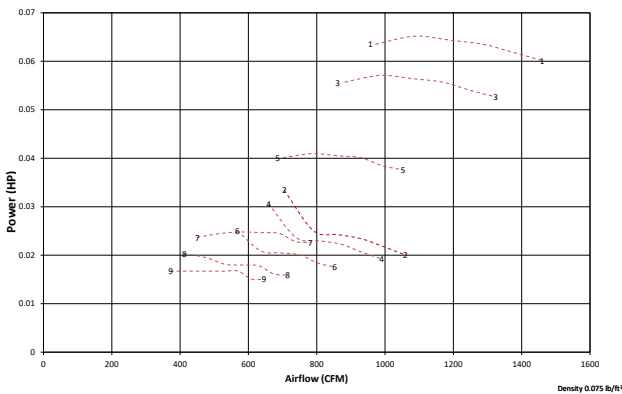
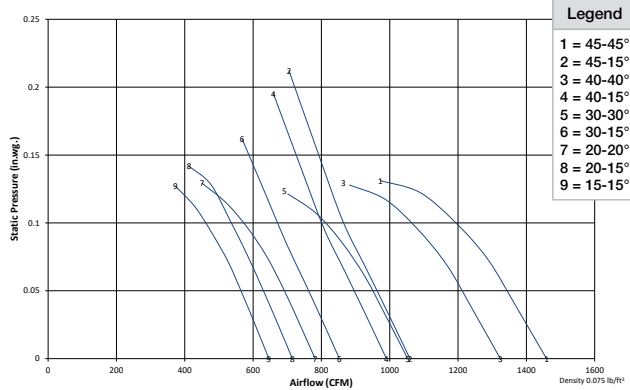
Performance shown is for installation type B: free inlet, ducted outlet. Performance ratings do not include the effects of appurtenances (accessories).

Sound power level ratings and A-weighted sound power ratings are shown in decibels, referred to 10⁻¹² watts, calculated per AMCA Standard 301. Values shown are for (inlet LWi or inlet LWiA) sound power levels for installation type B: free inlet, ducted outlet. The AMCA International Certified Ratings Seal for sound applies to LWA values only. dBA sound pressure values are weighted with 11.5 dB attenuation based on 5 feet from the fan in a hemispherical free field and are not licensed by AMCA International.

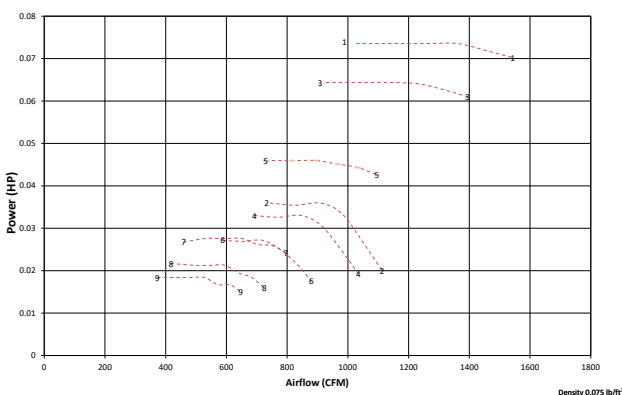
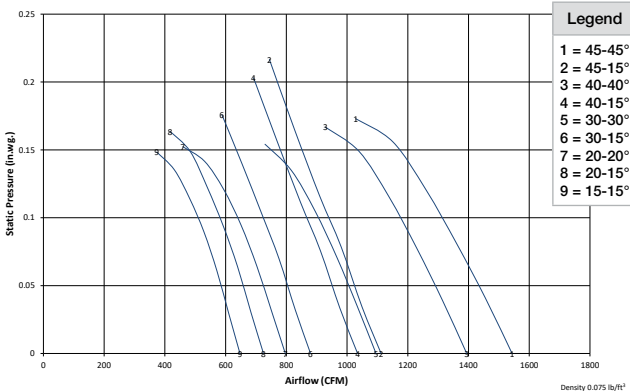
Sound Data

1170 RPM	W1		W2	
Blade Pitch	% WOV	LwA	% WOV	LwA
45-45°	100	73	100	73
	79	73	81	73
	40	71	41	73
45-15°	100	69	100	70
	82	70	80	71
	51	72	40	74
40-40°	100	72	100	72
	79	72	81	72
	40	71	41	72
40-15°	100	68	100	69
	81	70	80	70
	49	72	40	73
30-30°	100	70	100	70
	79	70	81	70
	40	71	41	72
30-15°	100	68	100	68
	80	68	80	69
	45	72	40	72
20-20°	100	68	100	68
	79	68	80	68
	40	72	41	72
20-15°	100	67	100	67
	79	68	80	68
	41	72	41	72
15-15°	100	67	100	67
	79	67	80	67
	40	72	41	72

W1 (975 RPM)



W2 (975 RPM)



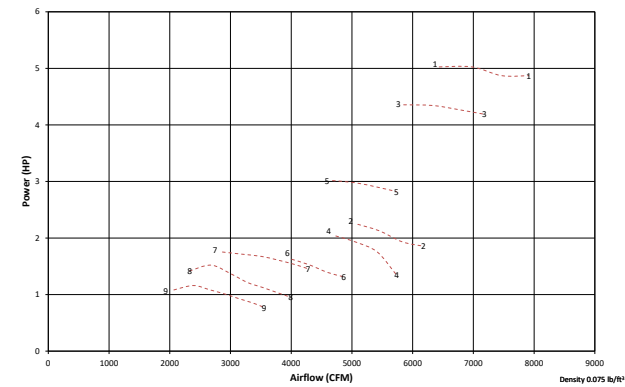
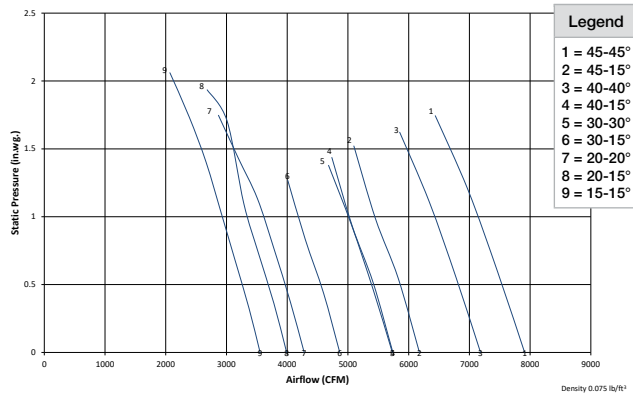
Performance shown is for installation type B: free inlet, ducted outlet. Performance ratings do not include the effects of appurtenances (accessories).

Sound power level ratings and A-weighted sound power ratings are shown in decibels, referred to 10⁻¹² watts, calculated per AMCA Standard 301. Values shown are for (inlet LWi or inlet LWiA) sound power levels for installation type B: free inlet, ducted outlet. The AMCA International Certified Ratings Seal for sound applies to LWA values only. dBA sound pressure values are weighted with 11.5 dB attenuation based on 5 feet from the fan in a hemispherical free field and are not licensed by AMCA International.

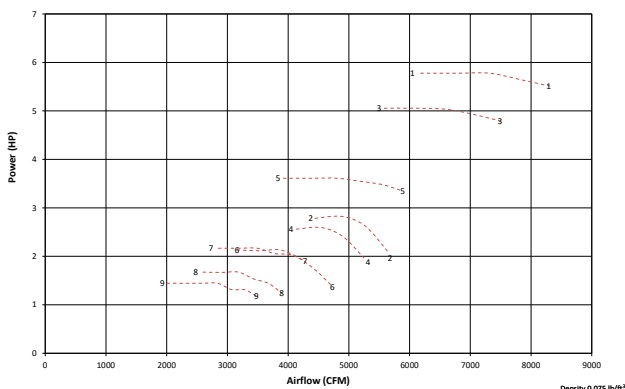
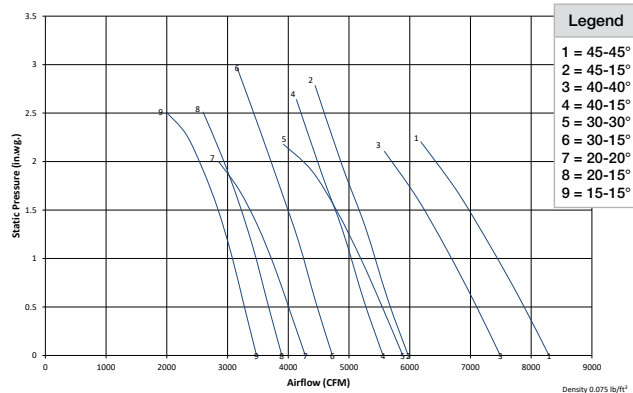
Sound Data

975 RPM	W1		W2	
Blade Pitch	% WOV	LwA	% WOV	LwA
45-45°	100	69	100	69
	79	69	81	69
	40	67	41	68
45-15°	100	64	100	65
	82	66	80	66
	51	68	40	71
40-40°	100	68	100	68
	79	68	81	68
	40	67	41	68
40-15°	100	64	100	65
	81	65	80	65
	49	68	40	70
30-30°	100	65	100	66
	79	66	81	66
	40	67	41	68
30-15°	100	63	100	64
	80	64	80	64
	45	67	40	68
20-20°	100	63	100	63
	79	64	80	64
	40	67	41	67
20-15°	100	63	100	63
	79	63	80	63
	41	67	41	67
15-15°	100	62	100	63
	79	63	80	63
	40	67	41	67

W1 (3500 RPM)



W2 (3500 RPM)



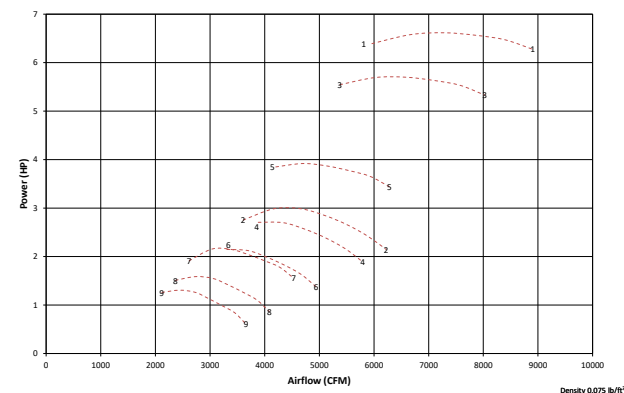
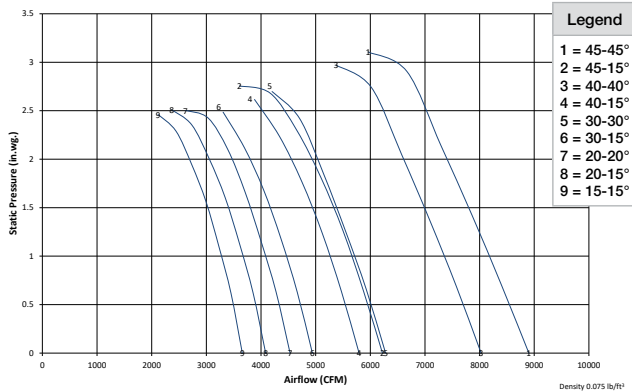
Performance shown is for installation type B: free inlet, ducted outlet. Performance ratings do not include the effects of appurtenances (accessories).

Sound power level ratings and A-weighted sound power ratings are shown in decibels, referred to 10⁻¹² watts, calculated per AMCA Standard 301. Values shown are for inlet LWi or inlet LWiA sound power levels for installation type B: free inlet, ducted outlet. The AMCA International Certified Ratings Seal for sound applies to LWA values only. dBA sound pressure values are weighted with 11.5 dB attenuation based on 5 feet from the fan in a hemispherical free field and are not licensed by AMCA International.

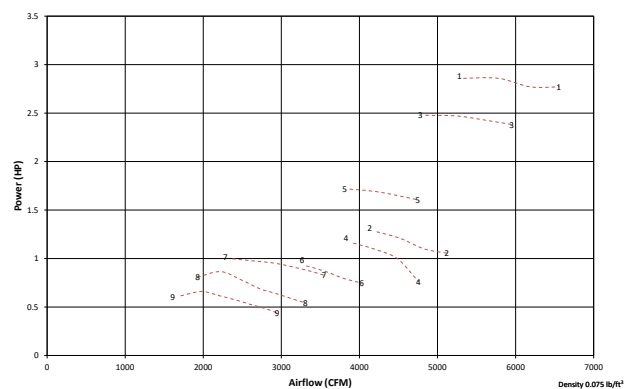
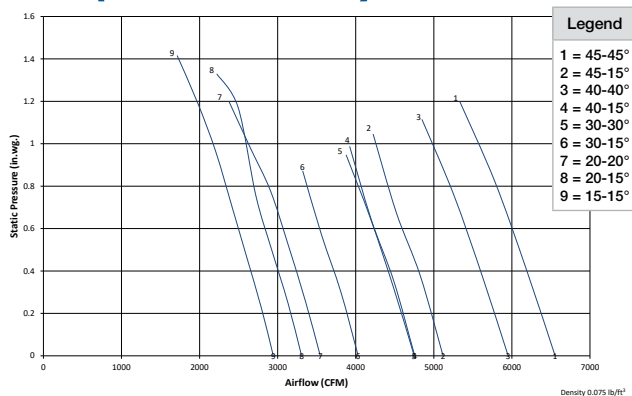
Sound Data

3500 RPM	W1		W2	
Blade Pitch	% WOV	LwA	% WOV	LwA
45-45°	100	101	100	99
	82	101	91	100
	70	100	68	100
45-15°	100	93	100	97
	76	102	91	96
	71	96	68	98
40-40°	100	100	100	96
	82	101	90	97
	68	100	67	98
40-15°	100	92	100	97
	77	99	97	96
	70	96	43	104
30-30°	100	100	100	93
	81	100	93	94
	65	100	71	97
30-15°	100	92	100	94
	78	96	88	93
	66	96	62	96
20-20°	100	100	100	92
	80	101	86	93
	62	101	60	96
20-15°	100	96	100	92
	79	98	91	92
	62	99	54	98
15-15°	100	101	100	92
	80	101	82	93
	61	102	51	98

W4 (3500 RPM)



W1 (2900 RPM)



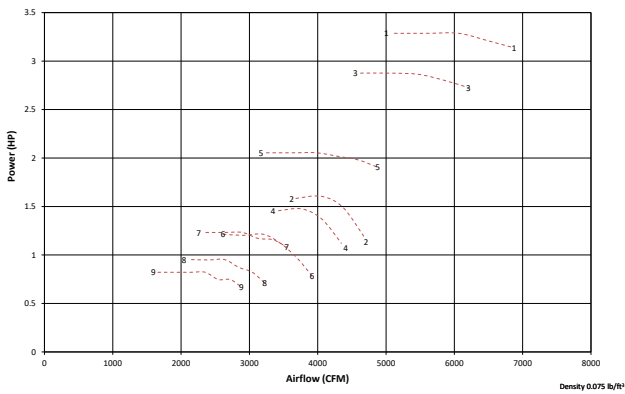
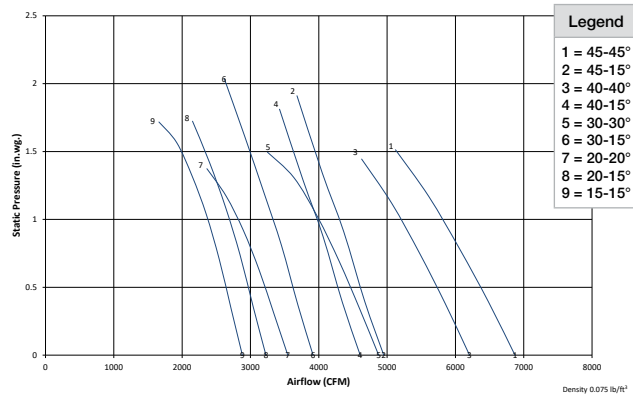
Performance shown is for installation type B: free inlet, ducted outlet. Performance ratings do not include the effects of appurtenances (accessories).

Sound power level ratings and A-weighted sound power ratings are shown in decibels, referred to 10⁻¹² watts, calculated per AMCA Standard 301. Values shown are for (inlet LWi or inlet LWiA) sound power levels for installation type B: free inlet, ducted outlet. The AMCA International Certified Ratings Seal for sound applies to LWA values only. dBA sound pressure values are weighted with 11.5 dB attenuation based on 5 feet from the fan in a hemispherical free field and are not licensed by AMCA International.

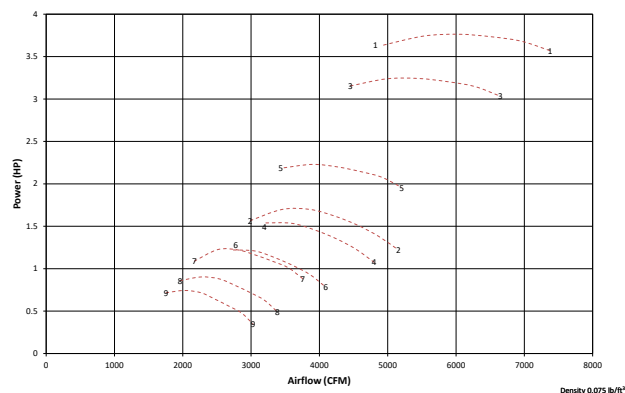
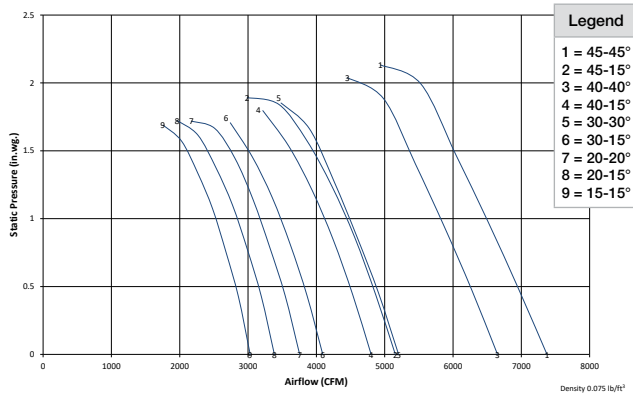
Sound Data

RPM	W4 (3500)		W1 (2900)	
Blade Pitch	% WOV	LwA	% WOV	LwA
45-45°	100	100	100	96
	90	101	82	95
	63	101	70	95
45-15°	100	99	100	88
	89	98	76	97
	68	101	71	91
40-40°	100	98	100	95
	90	99	82	95
	71	101	68	95
40-15°	100	99	100	88
	95	99	77	95
	64	98	70	91
30-30°	100	96	100	94
	95	97	81	95
	76	98	65	95
30-15°	100	97	100	88
	95	95	78	91
	71	96	66	91
20-20°	100	95	100	94
	94	95	80	95
	62	100	62	96
20-15°	100	96	100	91
	94	96	79	92
	65	99	62	94
15-15°	100	95	100	94
	86	95	80	95
	62	99	61	96

W2 (2900 RPM)



W4 (2900 RPM)



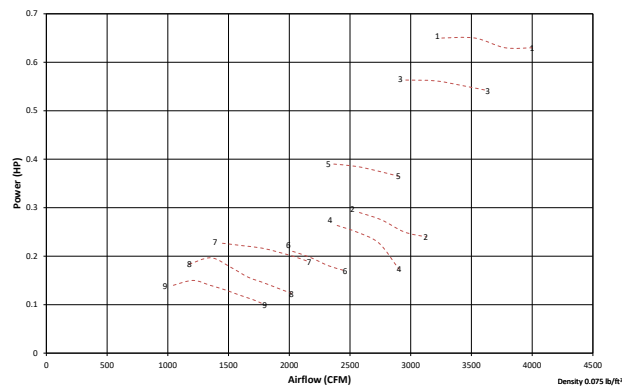
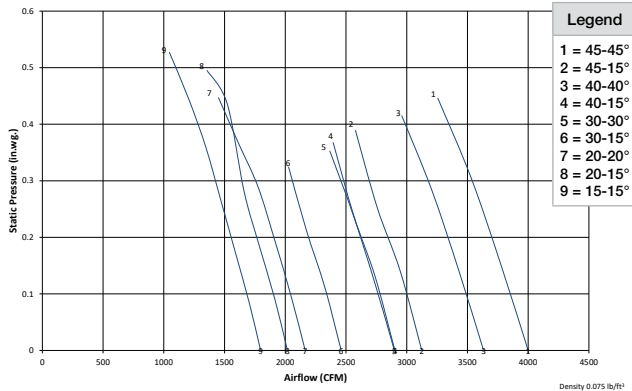
Performance shown is for installation type B: free inlet, ducted outlet. Performance ratings do not include the effects of appurtenances (accessories).

Sound power level ratings and A-weighted sound power ratings are shown in decibels, referred to 10⁻¹² watts, calculated per AMCA Standard 301. Values shown are for (inlet LWi or inlet LWiA) sound power levels for installation type B: free inlet, ducted outlet. The AMCA International Certified Ratings Seal for sound applies to LWA values only. dBA sound pressure values are weighted with 11.5 dB attenuation based on 5 feet from the fan in a hemispherical free field and are not licensed by AMCA International.

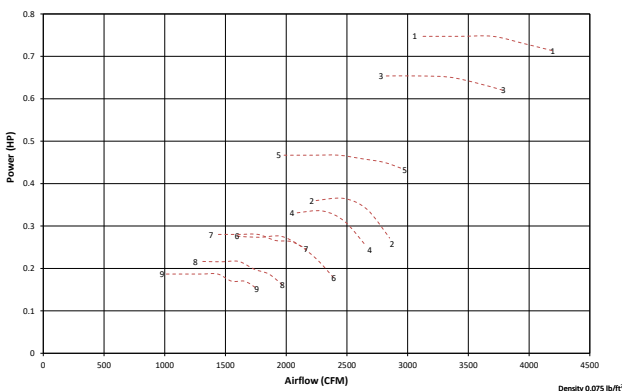
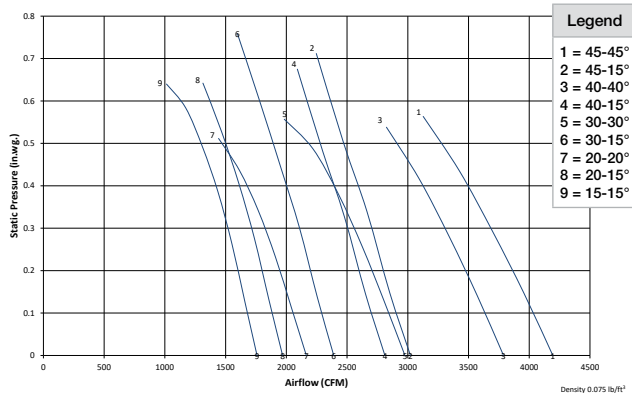
Sound Data

2900 RPM	W2		W4	
Blade Pitch	% WOV	LwA	% WOV	LwA
45-45°	100	96	100	96
	91	96	90	97
	68	96	63	98
45-15°	100	93	100	95
	91	92	89	95
	68	95	68	97
40-40°	100	92	100	94
	90	93	90	95
	67	95	71	97
40-15°	100	93	100	95
	97	92	95	95
	43	99	64	93
30-30°	100	90	100	92
	93	90	95	93
	71	94	76	94
30-15°	100	90	100	93
	88	89	95	91
	62	91	71	91
20-20°	100	88	100	91
	86	89	94	91
	60	92	62	96
20-15°	100	88	100	92
	91	88	94	92
	54	94	65	94
15-15°	100	88	100	91
	82	89	86	91
	51	94	62	95

W1 (1770 RPM)



W2 (1770 RPM)



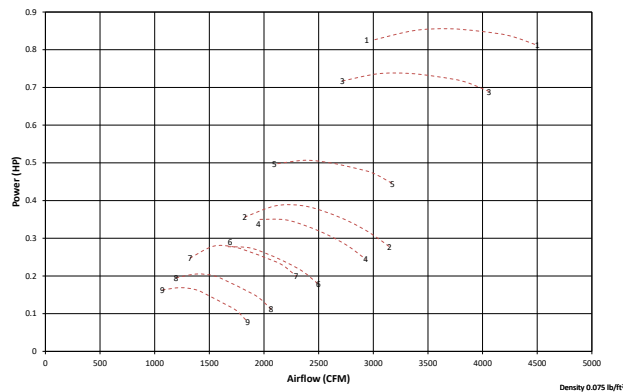
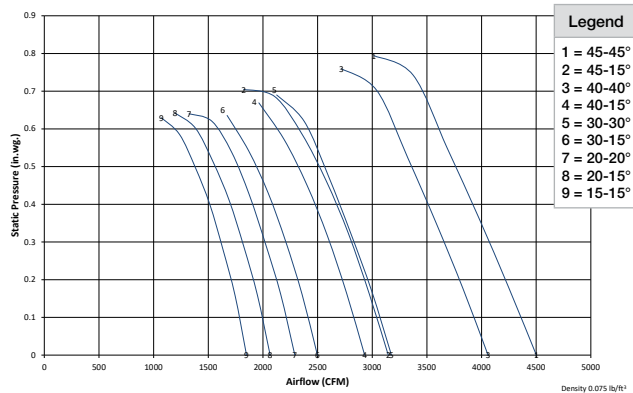
Performance shown is for installation type B: free inlet, ducted outlet. Performance ratings do not include the effects of appurtenances (accessories).

Sound power level ratings and A-weighted sound power ratings are shown in decibels, referred to 10⁻¹² watts, calculated per AMCA Standard 301. Values shown are for (inlet LWi or inlet LWiA) sound power levels for installation type B: free inlet, ducted outlet. The AMCA International Certified Ratings Seal for sound applies to LWA values only. dBA sound pressure values are weighted with 11.5 dB attenuation based on 5 feet from the fan in a hemispherical free field and are not licensed by AMCA International.

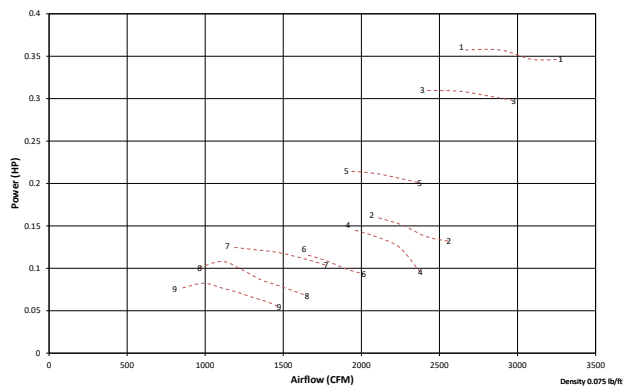
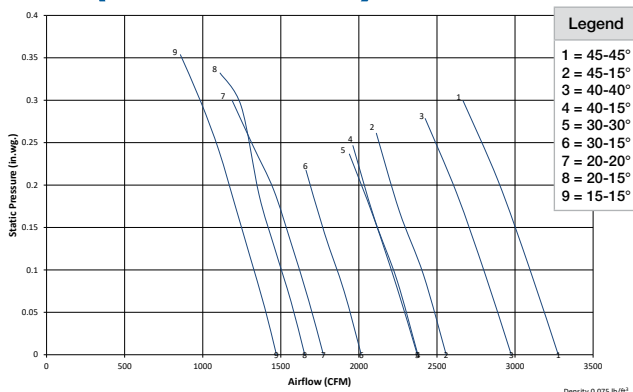
Sound Data

1770 RPM	W1		W2	
Blade Pitch	% WOV	LwA	% WOV	LwA
45-45°	100	86	100	85
	82	83	91	86
	70	85	68	86
45-15°	100	78	100	82
	76	89	91	82
	71	82	68	84
40-40°	100	85	100	82
	82	83	90	83
	68	84	67	85
40-15°	100	78	100	82
	77	86	97	81
	70	81	43	84
30-30°	100	83	100	79
	81	83	93	80
	65	84	71	83
30-15°	100	77	100	79
	78	82	88	78
	66	81	62	80
20-20°	100	83	100	77
	80	83	86	78
	62	84	60	81
20-15°	100	79	100	77
	79	80	91	77
	62	82	54	82
15-15°	100	83	100	77
	80	83	82	78
	61	84	51	82

W4 (1770 RPM)



W1 (1450 RPM)



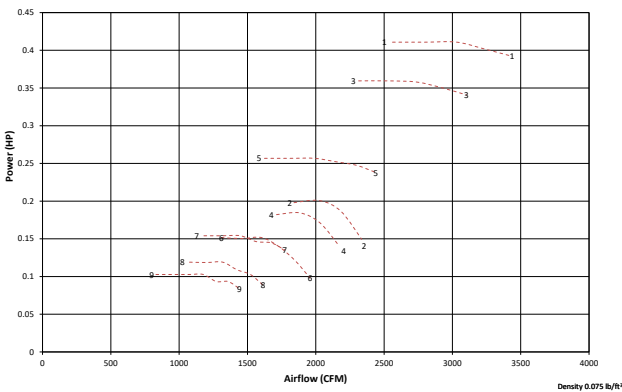
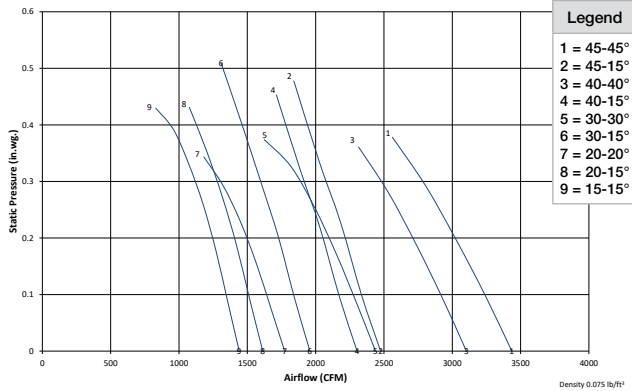
Performance shown is for installation type B: free inlet, ducted outlet. Performance ratings do not include the effects of appurtenances (accessories).

Sound power level ratings and A-weighted sound power ratings are shown in decibels, referred to 10⁻¹² watts, calculated per AMCA Standard 301. Values shown are for inlet LWi or inlet LWiA sound power levels for installation type B: free inlet, ducted outlet. The AMCA International Certified Ratings Seal for sound applies to LWA values only. dBA sound pressure values are weighted with 11.5 dB attenuation based on 5 feet from the fan in a hemispherical free field and are not licensed by AMCA International.

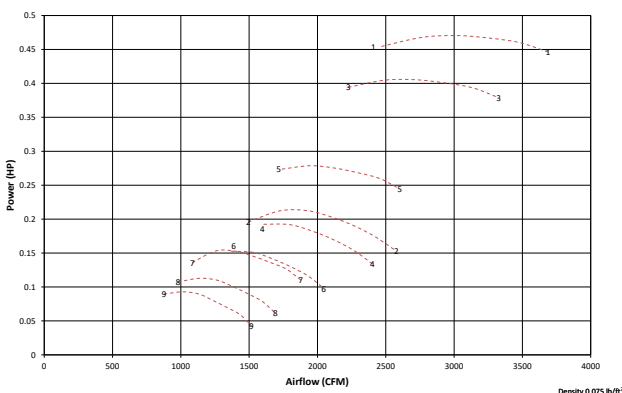
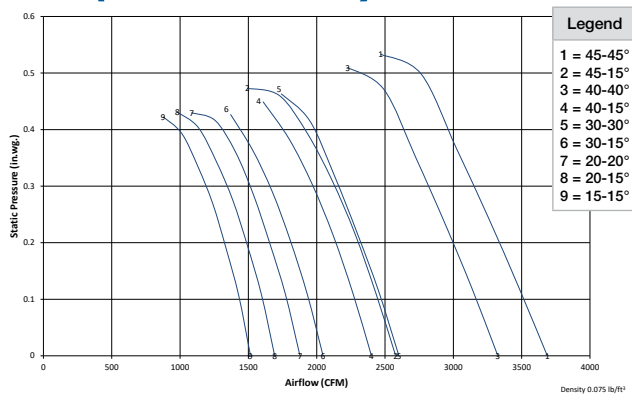
Sound Data

RPM	W4 (1770)		W1 (1450)	
Blade Pitch	% WOV	LwA	% WOV	LwA
45-45°	100	85	100	82
	90	87	83	79
	63	87	70	79
45-15°	100	84	100	71
	89	84	74	82
	68	87	71	80
40-40°	100	83	100	80
	90	84	82	78
	71	86	68	78
40-15°	100	84	100	72
	95	84	75	80
	64	82	69	79
30-30°	100	81	100	77
	95	81	81	77
	76	84	65	78
30-15°	100	81	100	72
	95	80	77	78
	71	80	66	78
20-20°	100	80	100	75
	94	80	80	75
	62	84	62	77
20-15°	100	81	100	73
	94	80	78	76
	65	82	62	77
15-15°	100	80	100	74
	86	80	79	75
	62	83	60	77

W2 (1450 RPM)



W4 (1450 RPM)



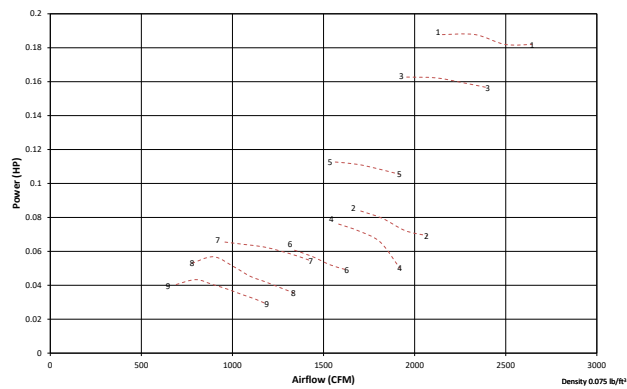
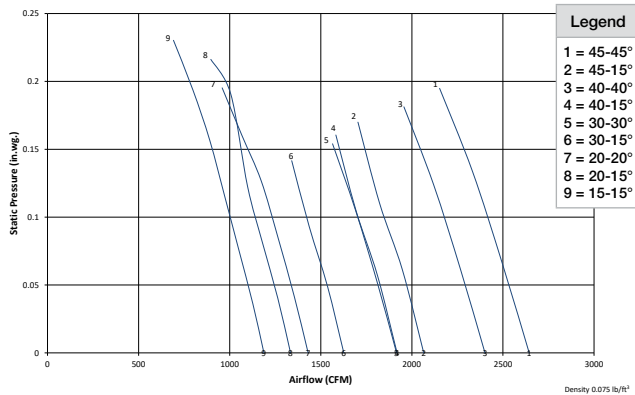
Performance shown is for installation type B: free inlet, ducted outlet. Performance ratings do not include the effects of appurtenances (accessories).

Sound power level ratings and A-weighted sound power ratings are shown in decibels, referred to 10⁻¹² watts, calculated per AMCA Standard 301. Values shown are for (inlet LWi or inlet LWiA) sound power levels for installation type B: free inlet, ducted outlet. The AMCA International Certified Ratings Seal for sound applies to LWA values only. dBA sound pressure values are weighted with 11.5 dB attenuation based on 5 feet from the fan in a hemispherical free field and are not licensed by AMCA International.

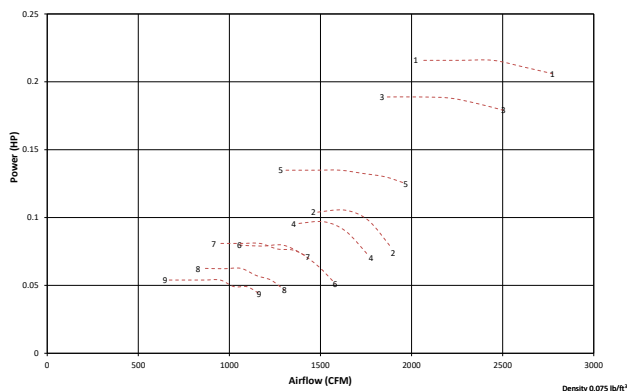
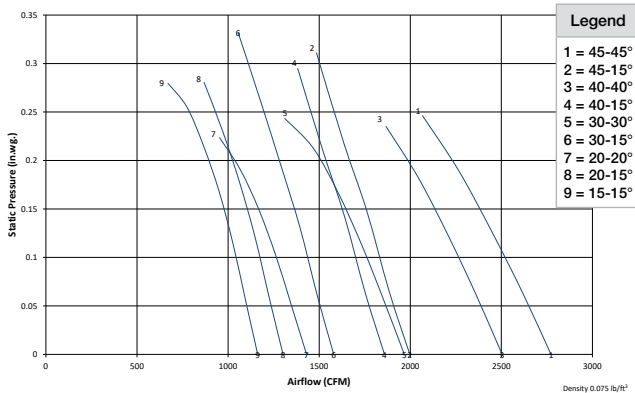
Sound Data

1450 RPM	W2		W4	
Blade Pitch	% WOV	LwA	% WOV	LwA
45-45°	100	80	100	81
	91	81	90	82
	68	81	63	83
45-15°	100	77	100	79
	91	77	89	79
	68	79	68	82
40-40°	100	77	100	79
	90	78	90	80
	67	80	71	82
40-15°	100	77	100	79
	97	76	95	79
	43	79	64	77
30-30°	100	74	100	76
	93	75	95	77
	71	78	76	79
30-15°	100	74	100	76
	88	74	95	76
	62	76	71	75
20-20°	100	72	100	75
	86	73	94	75
	60	77	62	79
20-15°	100	72	100	76
	91	72	94	76
	54	77	65	77
15-15°	100	72	100	75
	78	74	86	75
	51	77	62	78

W1 (1170 RPM)



W2 (1170 RPM)



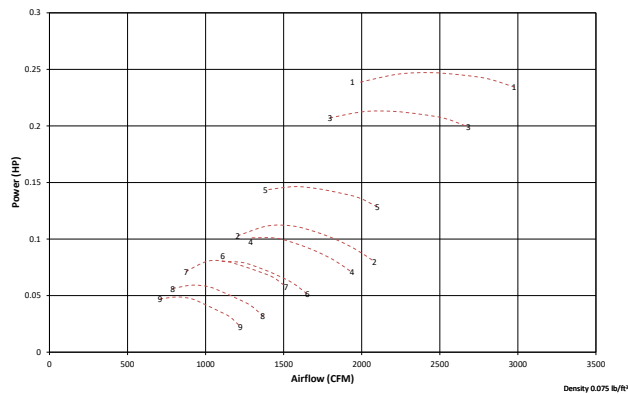
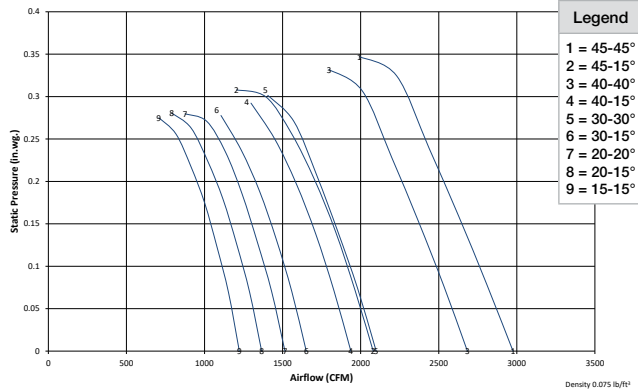
Performance shown is for installation type B: free inlet, ducted outlet. Performance ratings do not include the effects of appurtenances (accessories).

Sound power level ratings and A-weighted sound power ratings are shown in decibels, referred to 10⁻¹² watts, calculated per AMCA Standard 301. Values shown are for (inlet LWi or inlet LWiA) sound power levels for installation type B: free inlet, ducted outlet. The AMCA International Certified Ratings Seal for sound applies to LWA values only. dBA sound pressure values are weighted with 11.5 dB attenuation based on 5 feet from the fan in a hemispherical free field and are not licensed by AMCA International.

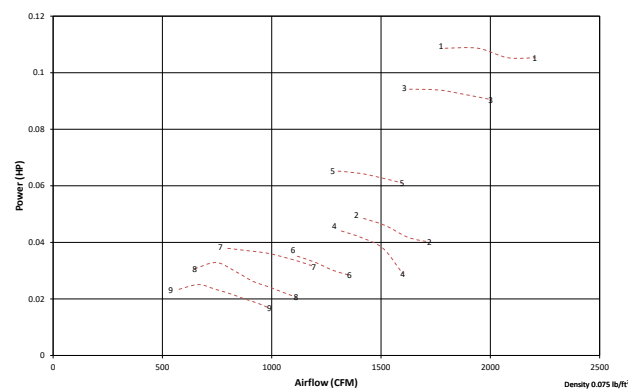
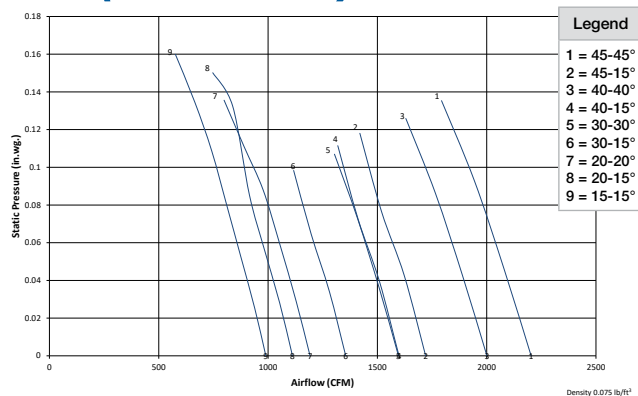
Sound Data

1170 RPM	W1		W2	
Blade Pitch	% WOV	LwA	% WOV	LwA
45-45°	100	77	100	76
	83	74	91	76
	70	74	68	76
45-15°	100	67	100	72
	74	77	91	72
40-40°	100	75	100	72
	82	73	90	74
40-15°	100	67	100	72
	75	76	97	72
30-30°	100	73	100	69
	81	72	93	71
	65	73	71	74
30-15°	100	67	100	69
	77	73	88	69
20-20°	100	70	100	67
	80	70	86	69
	62	72	60	72
20-15°	100	68	100	67
	78	71	91	68
15-15°	100	69	100	68
	79	70	78	69
	60	72	51	72

W4 (1170 RPM)



W1 (975 RPM)



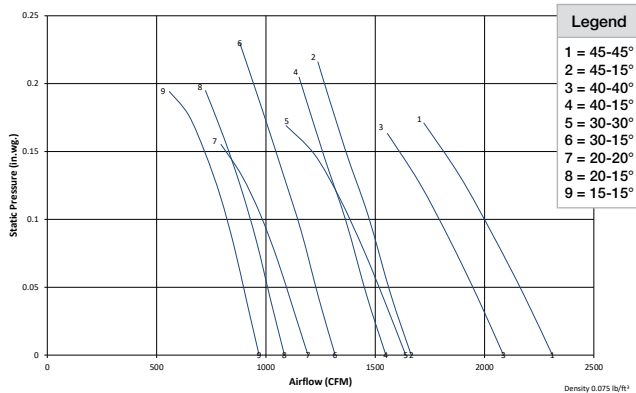
Performance shown is for installation type B: free inlet, ducted outlet. Performance ratings do not include the effects of appurtenances (accessories).

Sound power level ratings and A-weighted sound power ratings are shown in decibels, referred to 10⁻¹² watts, calculated per AMCA Standard 301. Values shown are for (inlet LWi or inlet LWiA) sound power levels for installation type B: free inlet, ducted outlet. The AMCA International Certified Ratings Seal for sound applies to LWA values only. dBA sound pressure values are weighted with 11.5 dB attenuation based on 5 feet from the fan in a hemispherical free field and are not licensed by AMCA International.

Sound Data

RPM	W4 (1170)		W1 (975)	
Blade Pitch	% WOV	LwA	% WOV	LwA
45-45°	100	76	100	73
	90	77	83	70
	63	78	70	69
45-15°	100	75	100	65
	89	75	74	74
	68	78	71	73
40-40°	100	74	100	72
	90	75	82	69
	71	77	68	69
40-15°	100	74	100	65
	95	74	75	73
	64	72	69	72
30-30°	100	71	100	69
	95	72	81	68
	76	74	65	69
30-15°	100	71	100	64
	95	71	77	70
	71	70	66	70
20-20°	100	70	100	66
	94	70	80	66
	62	74	62	68
20-15°	100	71	100	64
	94	71	78	67
	65	72	62	69
15-15°	100	70	100	65
	86	70	79	66
	62	72	60	68

W2 (975 RPM)



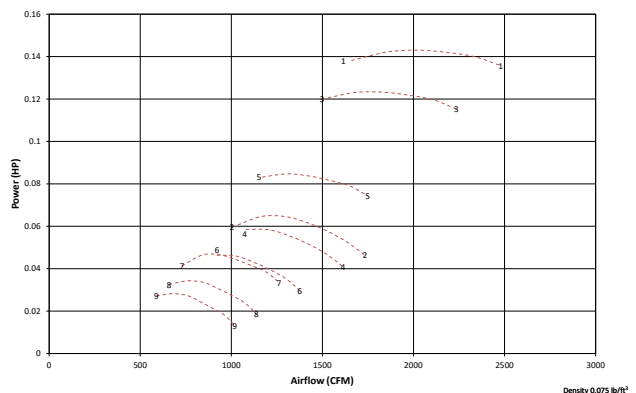
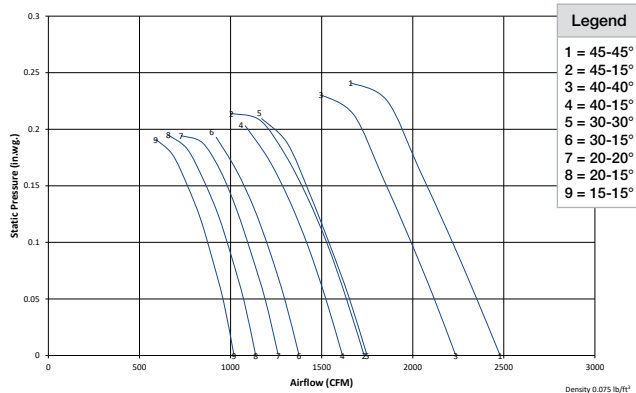
Performance shown is for installation type B: free inlet, ducted outlet. Performance ratings do not include the effects of appurtenances (accessories).

Sound power level ratings and A-weighted sound power ratings are shown in decibels, referred to 10⁻¹² watts, calculated per AMCA Standard 301. Values shown are for (inlet LWi or inlet LWiA) sound power levels for installation type B: free inlet, ducted outlet. The AMCA International Certified Ratings Seal for sound applies to LWA values only. dBA sound pressure values are weighted with 11.5 dB attenuation based on 5 feet from the fan in a hemispherical free field and are not licensed by AMCA International.

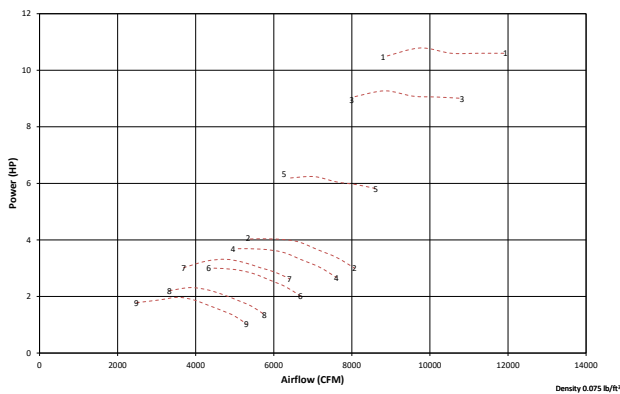
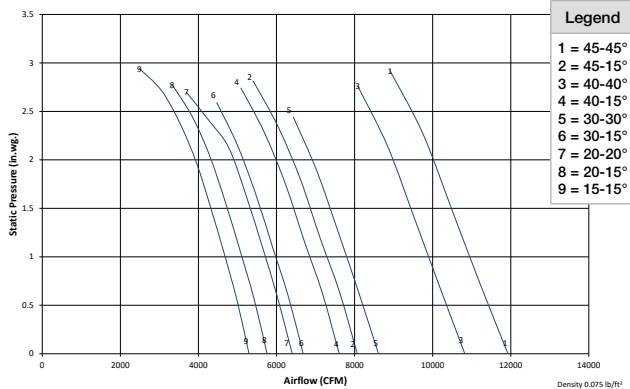
Sound Data

975 RPM	W2		W4	
Blade Pitch	% WOV	LwA	% WOV	LwA
45-45°	100	71	100	71
	91	72	90	73
	68	72	63	74
45-15°	100	68	100	70
	91	68	89	70
	68	70	68	73
40-40°	100	68	100	69
	90	69	90	71
	67	71	71	73
40-15°	100	68	100	70
	97	67	95	69
	43	68	64	68
30-30°	100	65	100	67
	93	66	95	67
	71	70	76	70
30-15°	100	65	100	67
	88	65	95	66
	62	66	71	65
20-20°	100	63	100	65
	86	64	94	65
	60	68	62	69
20-15°	100	63	100	66
	91	63	94	66
	54	68	65	67
15-15°	100	63	100	65
	78	65	86	65
	51	67	62	68

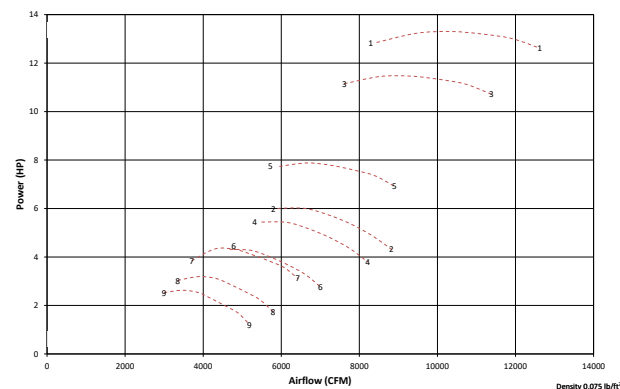
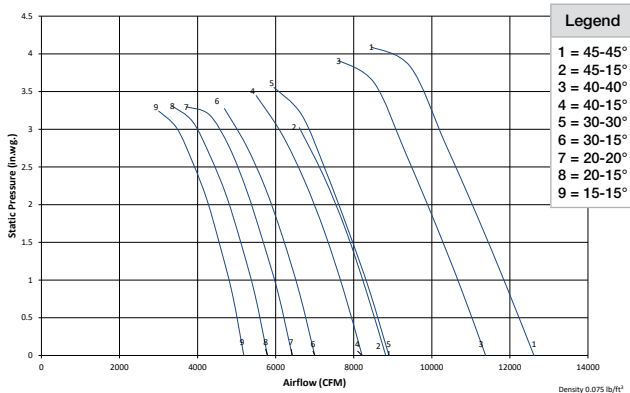
W4 (975 RPM)



W2 (3500 RPM)



W4 (3500 RPM)



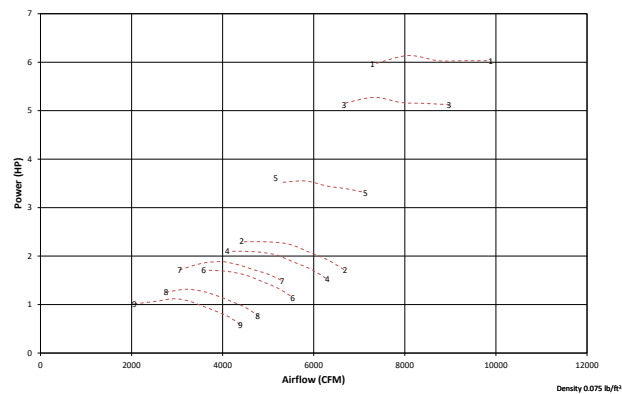
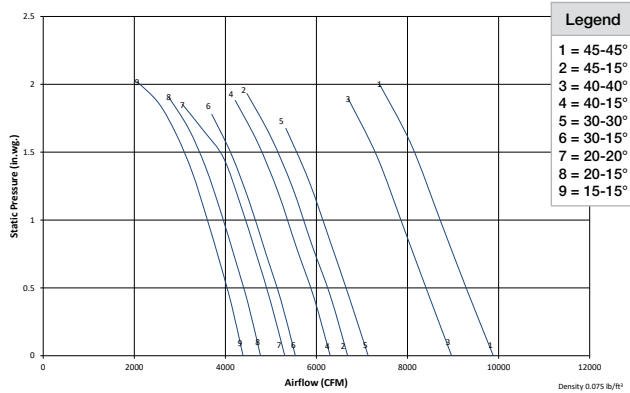
Performance shown is for installation type B: free inlet, ducted outlet. Performance ratings do not include the effects of appurtenances (accessories).

Sound power level ratings and A-weighted sound power ratings are shown in decibels, referred to 10⁻¹² watts, calculated per AMCA Standard 301. Values shown are for (inlet LWi or inlet LWiA) sound power levels for installation type B: free inlet, ducted outlet. The AMCA International Certified Ratings Seal for sound applies to LWA values only. dBA sound pressure values are weighted with 11.5 dB attenuation based on 5 feet from the fan in a hemispherical free field and are not licensed by AMCA International.

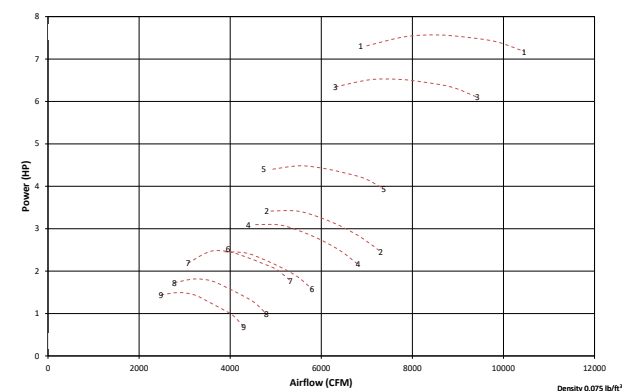
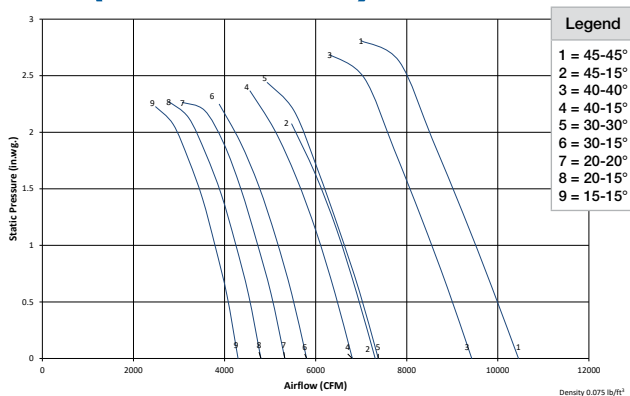
Sound Data

3500 RPM	W2		W4	
Blade Pitch	% WOV	LwA	% WOV	LwA
45-45°	100	71	100	106
	90	73	90	106
	63	74	70	105
45-15°	100	70	100	99
	89	70	88	100
	68	73	78	101
40-40°	100	69	100	105
	90	71	90	104
	71	73	70	104
40-15°	100	70	100	99
	95	69	88	99
	64	68	77	101
30-30°	100	67	100	103
	95	67	90	103
	76	70	70	103
30-15°	100	67	100	99
	95	66	89	100
	71	65	74	101
20-20°	100	65	100	102
	94	65	90	101
	62	69	70	103
20-15°	100	66	100	101
	94	66	90	100
	65	67	71	102
15-15°	100	65	100	101
	86	65	90	101
	62	68	70	103

W2 (2900 RPM)



W4 (2900 RPM)



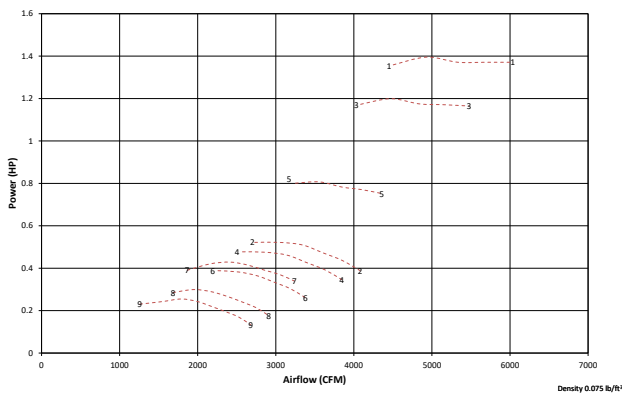
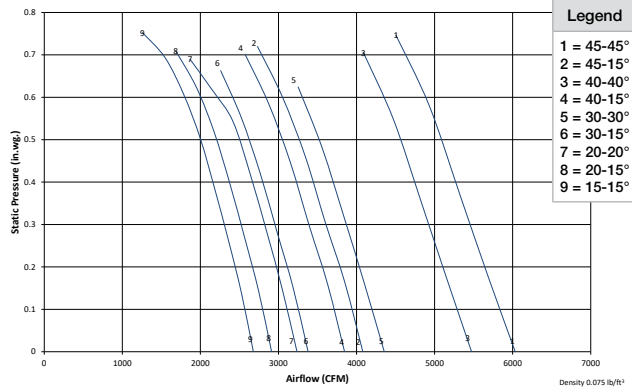
Performance shown is for installation type B: free inlet, ducted outlet. Performance ratings do not include the effects of appurtenances (accessories).

Sound power level ratings and A-weighted sound power ratings are shown in decibels, referred to 10⁻¹² watts, calculated per AMCA Standard 301. Values shown are for (inlet LWi or inlet LWiA) sound power levels for installation type B: free inlet, ducted outlet. The AMCA International Certified Ratings Seal for sound applies to LWA values only. dBA sound pressure values are weighted with 11.5 dB attenuation based on 5 feet from the fan in a hemispherical free field and are not licensed by AMCA International.

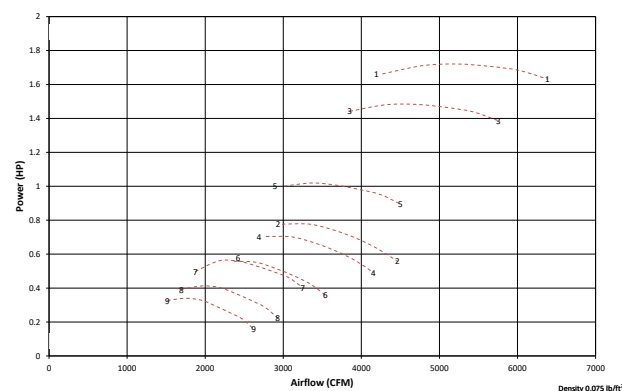
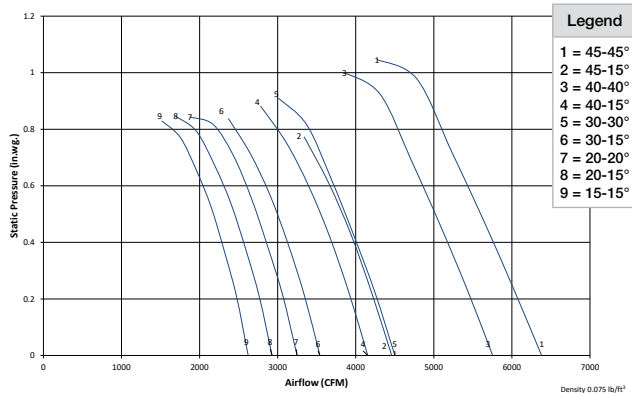
Sound Data

2900 RPM	W2		W4	
Blade Pitch	% WOV	LwA	% WOV	LwA
45-45°	100	101	100	101
	90	100	90	101
	75	99	70	100
45-15°	100	94	100	94
	88	95	88	95
	72	96	78	96
40-40°	100	99	100	100
	90	99	90	100
	74	99	70	99
40-15°	100	94	100	94
	88	95	88	95
	71	95	77	96
30-30°	100	97	100	98
	90	97	90	98
	72	97	70	98
30-15°	100	94	100	95
	89	94	89	95
	71	95	74	96
20-20°	100	96	100	97
	90	96	90	96
	71	96	70	98
20-15°	100	95	100	96
	89	95	90	95
	70	96	71	97
15-15°	100	95	100	96
	90	95	90	96
	70	96	70	97

W2 (1770 RPM)



W4 (1770 RPM)



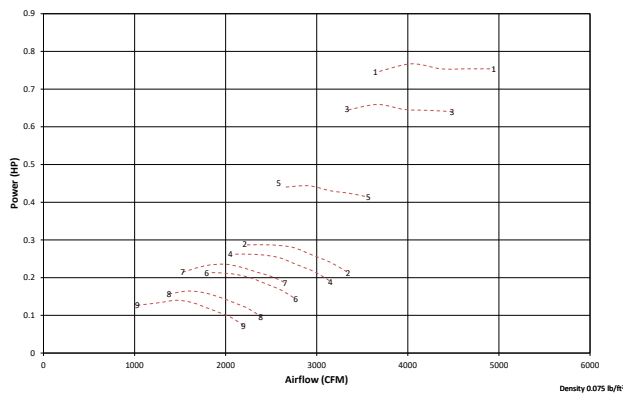
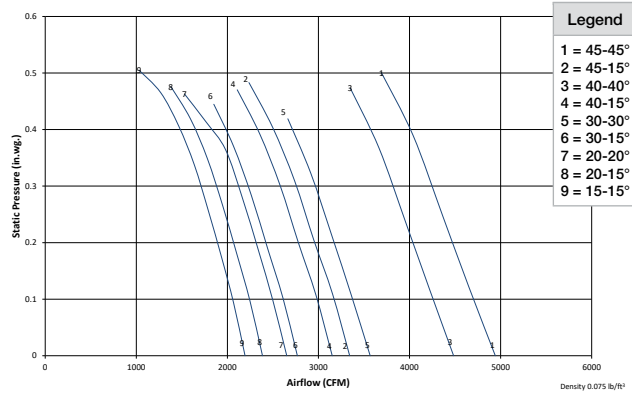
Performance shown is for installation type B: free inlet, ducted outlet. Performance ratings do not include the effects of appurtenances (accessories).

Sound power level ratings and A-weighted sound power ratings are shown in decibels, referred to 10⁻¹² watts, calculated per AMCA Standard 301. Values shown are for (inlet LWi or inlet LWiA) sound power levels for installation type B: free inlet, ducted outlet. The AMCA International Certified Ratings Seal for sound applies to LWA values only. dBA sound pressure values are weighted with 11.5 dB attenuation based on 5 feet from the fan in a hemispherical free field and are not licensed by AMCA International.

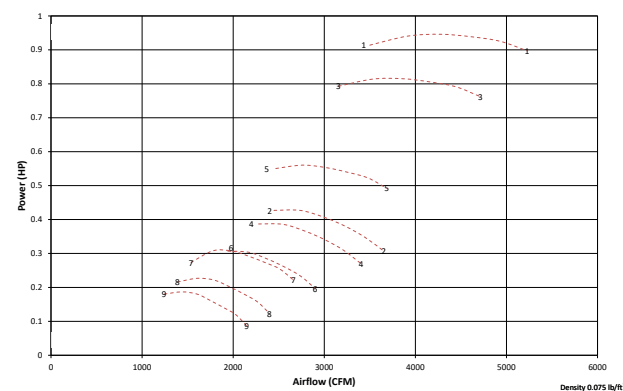
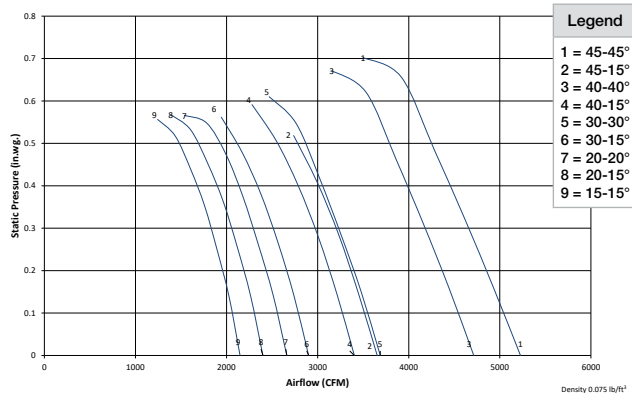
Sound Data

1770 RPM	W2		W4	
Blade Pitch	% WOV	LwA	% WOV	LwA
45-45°	100	90	100	91
	90	90	90	91
	75	89	70	90
45-15°	100	83	100	84
	88	85	88	85
	72	86	78	86
40-40°	100	89	100	90
	90	88	90	89
	74	88	70	89
40-15°	100	83	100	83
	88	84	88	84
	71	85	77	85
30-30°	100	86	100	87
	90	86	90	87
	72	86	70	87
30-15°	100	83	100	83
	89	83	89	84
	71	84	74	85
20-20°	100	84	100	85
	90	84	90	85
	71	85	70	86
20-15°	100	83	100	84
	89	83	90	84
	70	84	71	85
15-15°	100	83	100	84
	90	83	90	84
	70	85	70	86

W2 (1450 RPM)



W4 (1450 RPM)



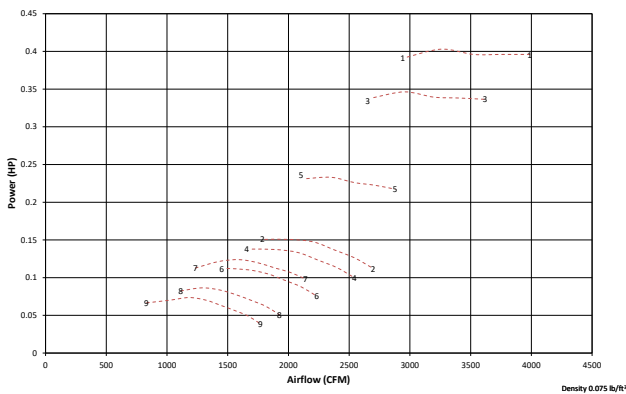
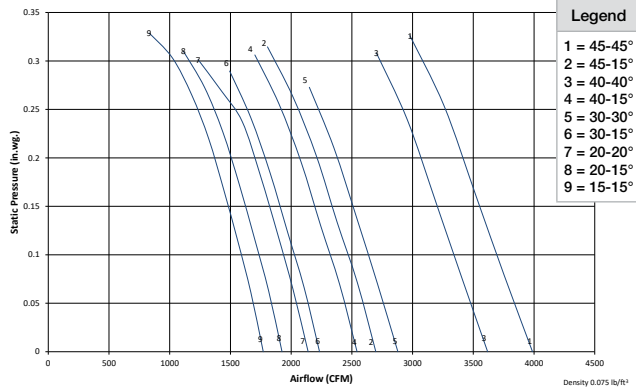
Performance shown is for installation type B: free inlet, ducted outlet. Performance ratings do not include the effects of appurtenances (accessories).

Sound power level ratings and A-weighted sound power ratings are shown in decibels, referred to 10⁻¹² watts, calculated per AMCA Standard 301. Values shown are for inlet LWi or inlet LWiA sound power levels for installation type B: free inlet, ducted outlet. The AMCA International Certified Ratings Seal for sound applies to LWA values only. dBA sound pressure values are weighted with 11.5 dB attenuation based on 5 feet from the fan in a hemispherical free field and are not licensed by AMCA International.

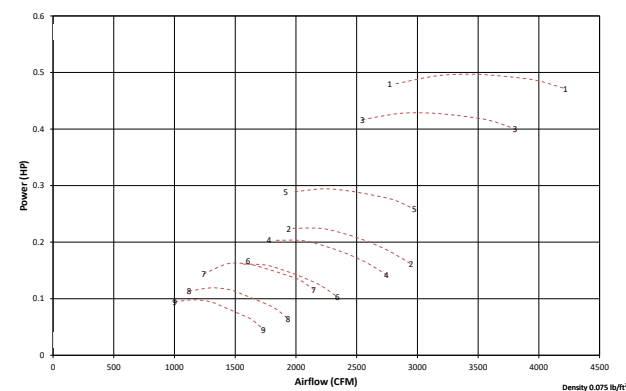
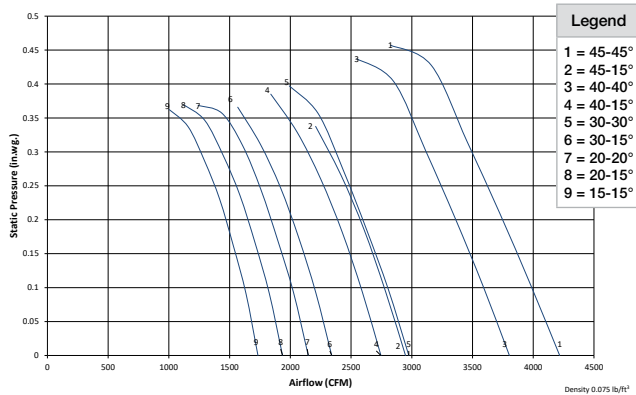
Sound Data

1450 RPM	W2		W4	
Blade Pitch	% WOV	LwA	% WOV	LwA
45-45°	100	85	100	86
	90	84	90	86
	75	83	71	85
45-15°	100	75	100	79
	90	74	88	80
	72	74	78	81
40-40°	100	83	100	85
	90	83	90	85
	74	82	70	84
40-15°	100	75	100	79
	90	74	88	79
	72	75	76	81
30-30°	100	80	100	82
	90	80	90	82
	72	81	69	82
30-15°	100	76	100	78
	90	76	89	79
	71	76	73	81
20-20°	100	78	100	79
	90	78	89	80
	70	80	69	81
20-15°	100	77	100	78
	90	77	89	79
	70	78	70	80
15-15°	100	77	100	78
	91	77	89	78
	69	79	68	80

W2 (1170 RPM)



W4 (1170 RPM)



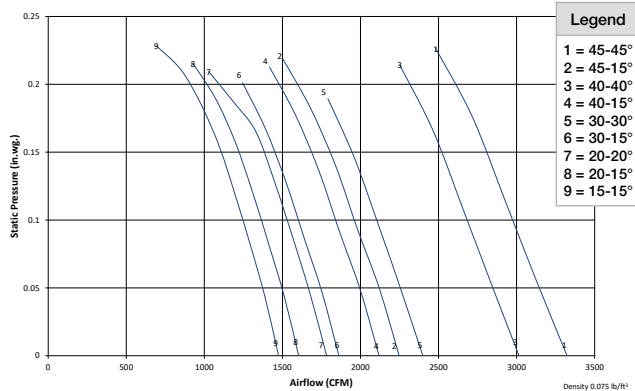
Performance shown is for installation type B: free inlet, ducted outlet. Performance ratings do not include the effects of appurtenances (accessories).

Sound power level ratings and A-weighted sound power ratings are shown in decibels, referred to 10⁻¹² watts, calculated per AMCA Standard 301. Values shown are for (inlet LWi or inlet LWiA) sound power levels for installation type B: free inlet, ducted outlet. The AMCA International Certified Ratings Seal for sound applies to LWA values only. dBA sound pressure values are weighted with 11.5 dB attenuation based on 5 feet from the fan in a hemispherical free field and are not licensed by AMCA International.

Sound Data

1170 RPM	W2		W4	
Blade Pitch	% WOV	LwA	% WOV	LwA
45-45°	100	80	100	82
	90	80	90	82
	75	77	71	81
45-15°	100	70	100	74
	90	69	88	75
	72	69	78	76
40-40°	100	79	100	80
	90	78	90	80
	74	77	70	79
40-15°	100	70	100	74
	90	69	88	75
	72	70	76	76
30-30°	100	76	100	77
	90	76	90	77
	72	76	69	77
30-15°	100	71	100	73
	90	71	89	74
	71	72	73	76
20-20°	100	73	100	74
	90	73	89	75
	70	75	69	76
20-15°	100	72	100	73
	90	72	89	74
	70	73	70	75
15-15°	100	72	100	73
	91	72	89	73
	69	74	68	75

W2 (975 RPM)



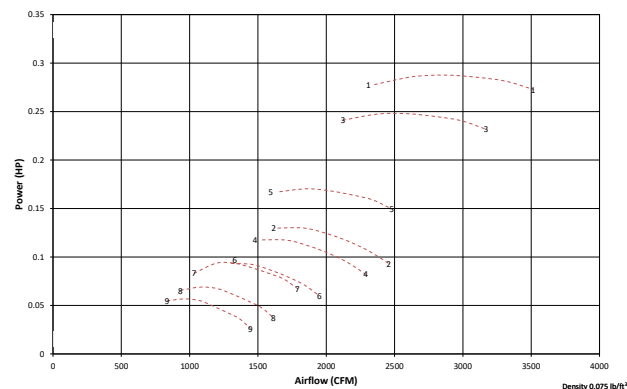
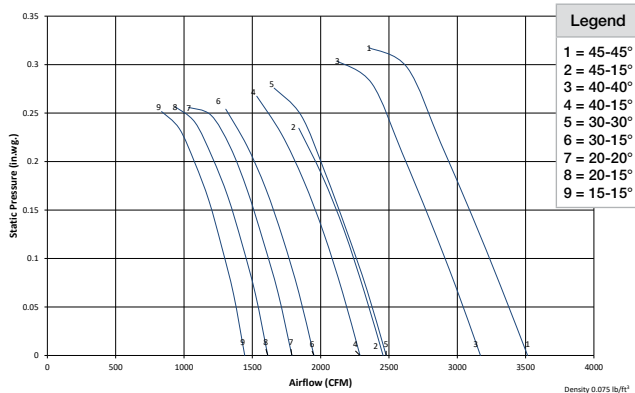
Performance shown is for installation type B: free inlet, ducted outlet. Performance ratings do not include the effects of appurtenances (accessories).

Sound power level ratings and A-weighted sound power ratings are shown in decibels, referred to 10⁻¹² watts, calculated per AMCA Standard 301. Values shown are for (inlet LWi or inlet LWiA) sound power levels for installation type B: free inlet, ducted outlet. The AMCA International Certified Ratings Seal for sound applies to LWA values only. dBA sound pressure values are weighted with 11.5 dB attenuation based on 5 feet from the fan in a hemispherical free field and are not licensed by AMCA International.

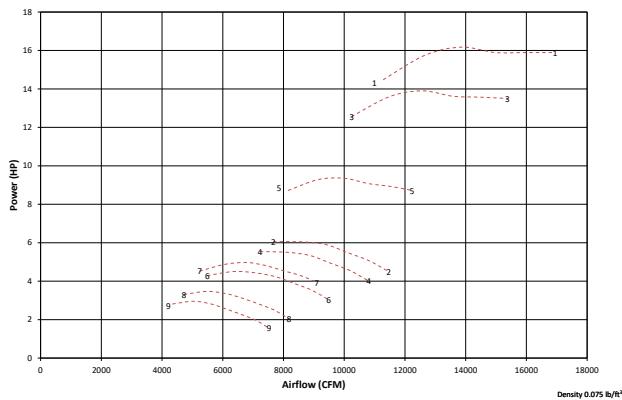
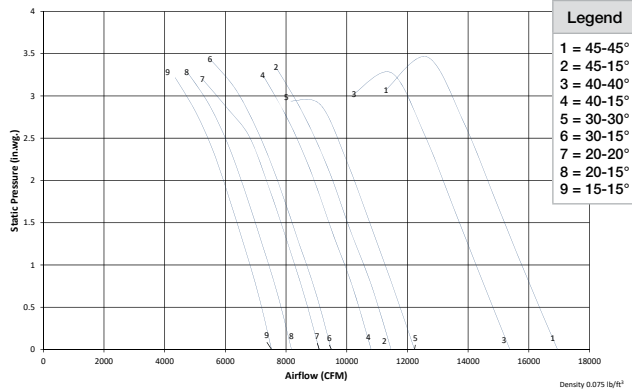
Sound Data

975 RPM	W2		W4	
Blade Pitch	% WOV	LwA	% WOV	LwA
45-45°	100	77	100	78
	90	76	90	78
	75	73	71	77
45-15°	100	66	100	70
	90	65	88	71
	72	65	78	73
40-40°	100	75	100	77
	90	74	90	77
	74	73	70	76
40-15°	100	66	100	69
	90	65	88	71
	72	66	76	72
30-30°	100	72	100	73
	90	72	90	74
	72	72	69	73
30-15°	100	67	100	69
	90	67	89	70
	71	68	73	72
20-20°	100	69	100	70
	90	70	89	71
	70	71	69	72
20-15°	100	68	100	69
	90	68	89	70
	70	69	70	71
15-15°	100	68	100	69
	91	69	89	69
	69	70	68	71

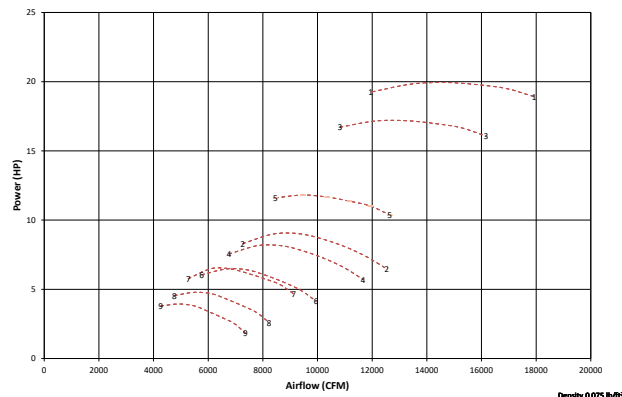
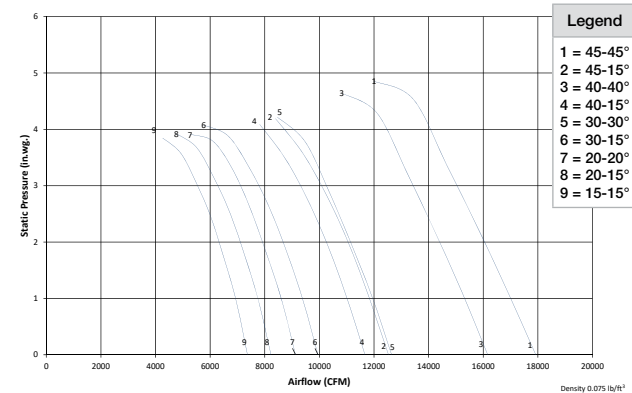
W4 (975 RPM)



W2 (3500 RPM)



W4 (3500 RPM)



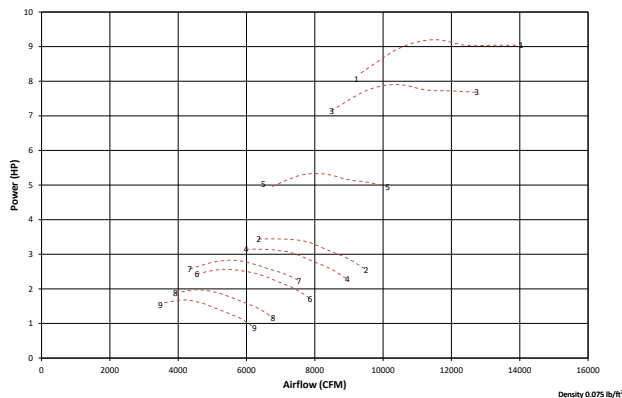
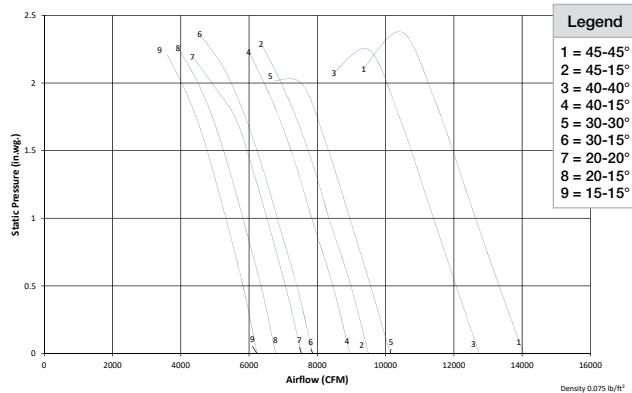
Performance shown is for installation type B: free inlet, ducted outlet. Performance ratings do not include the effects of appurtenances (accessories).

Sound power level ratings and A-weighted sound power ratings are shown in decibels, referred to 10⁻¹² watts, calculated per AMCA Standard 301. Values shown are for (inlet LWi or inlet LWiA) sound power levels for installation type B: free inlet, ducted outlet. The AMCA International Certified Ratings Seal for sound applies to LWA values only. dBA sound pressure values are weighted with 11.5 dB attenuation based on 5 feet from the fan in a hemispherical free field and are not licensed by AMCA International.

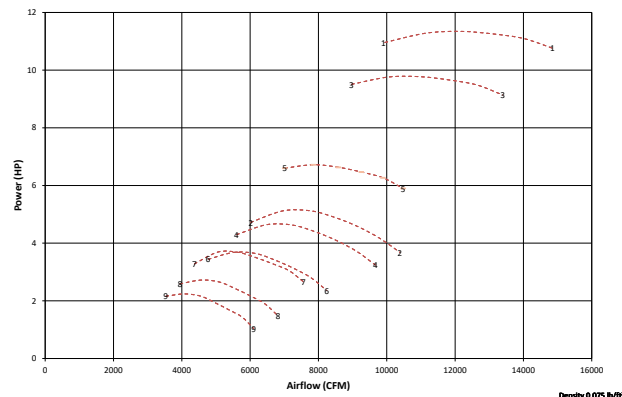
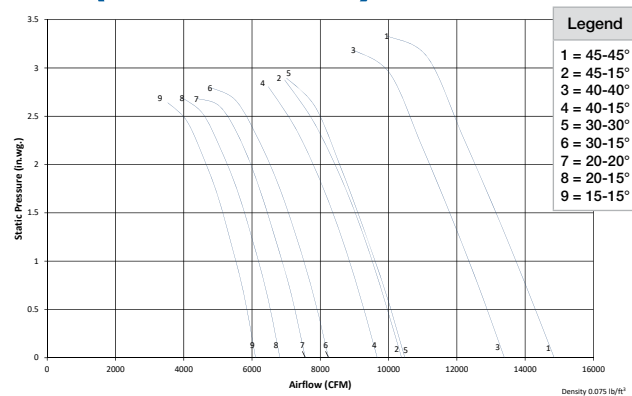
Sound Data

3500 RPM	W2		W4	
Blade Pitch	% WOV	LwA	% WOV	LwA
45-45°	100	107	100	104
	95	107	96	105
	78	106	75	105
45-15°	100	106	100	104
	95	107	98	104
	78	105	71	105
40-40°	100	103	100	103
	95	103	96	104
	78	104	73	104
40-15°	100	101	100	102
	93	101	98	102
	72	101	80	100
30-30°	100	101	100	99
	93	101	97	100
	74	103	77	101
30-15°	100	100	100	101
	93	99	96	101
	66	105	72	102
20-20°	100	99	100	98
	93	99	96	98
	69	101	75	97
20-15°	100	98	100	100
	92	98	95	99
	68	99	77	101
15-15°	100	98	100	98
	93	98	96	98
	74	102	75	99

W2 (2900 RPM)



W4 (2900 RPM)



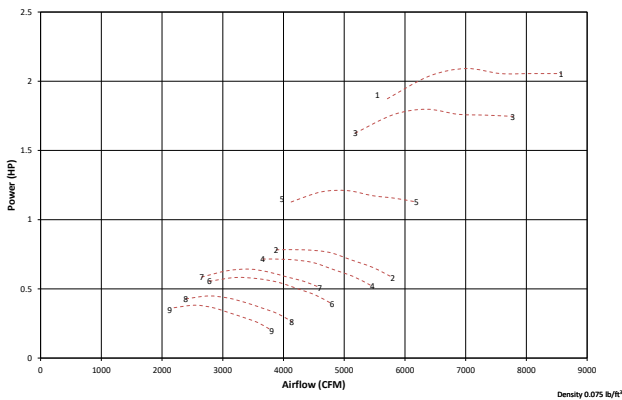
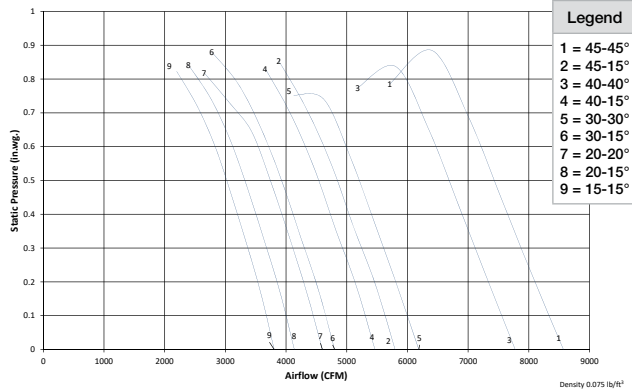
Performance shown is for installation type B: free inlet, ducted outlet. Performance ratings do not include the effects of appurtenances (accessories).

Sound power level ratings and A-weighted sound power ratings are shown in decibels, referred to 10⁻¹² watts, calculated per AMCA Standard 301. Values shown are for inlet LWi or inlet LWiA sound power levels for installation type B: free inlet, ducted outlet. The AMCA International Certified Ratings Seal for sound applies to LWA values only. dBA sound pressure values are weighted with 11.5 dB attenuation based on 5 feet from the fan in a hemispherical free field and are not licensed by AMCA International.

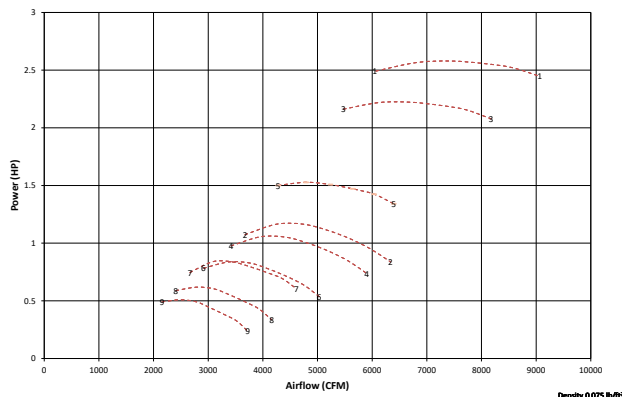
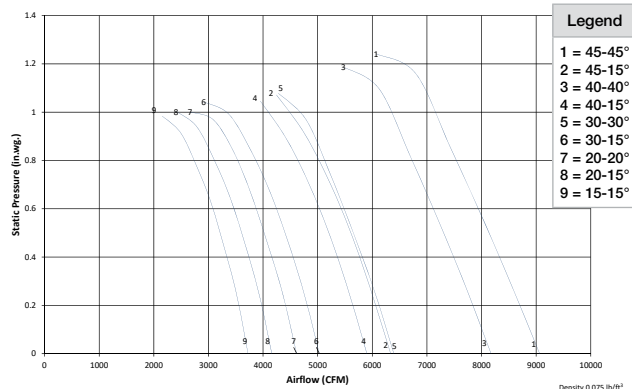
Sound Data

2900 RPM	W2		W4	
Blade Pitch	% WOV	LwA	% WOV	LwA
45-45°	100	102	100	100
	95	102	96	101
	78	101	75	101
45-15°	100	102	100	100
	95	103	98	100
	78	101	71	101
40-40°	100	99	100	99
	95	99	96	99
	78	99	73	100
40-15°	100	97	100	97
	93	97	98	97
	72	96	80	96
30-30°	100	97	100	95
	93	96	97	95
	74	99	77	97
30-15°	100	96	100	97
	93	95	96	96
	66	100	72	97
20-20°	100	95	100	94
	93	95	96	93
	69	97	75	93
20-15°	100	94	100	96
	92	94	95	94
	68	95	77	96
15-15°	100	94	100	94
	93	93	96	93
	74	97	75	95

W2 (1770 RPM)



W4 (1770 RPM)



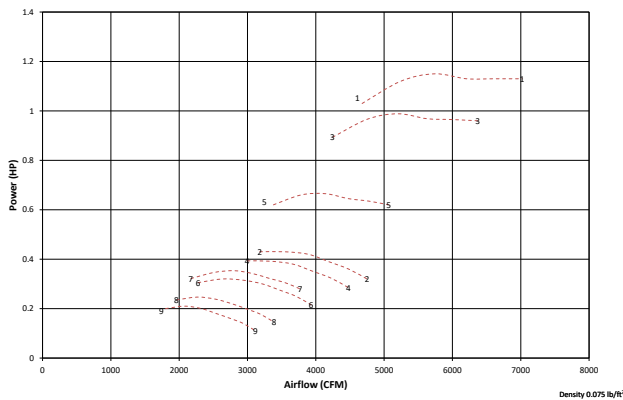
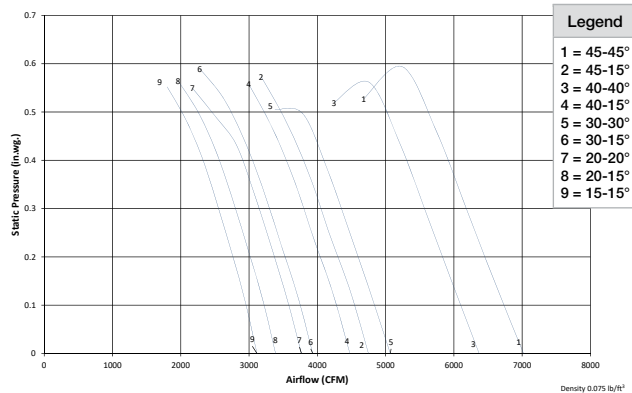
Performance shown is for installation type B: free inlet, ducted outlet. Performance ratings do not include the effects of appurtenances (accessories).

Sound power level ratings and A-weighted sound power ratings are shown in decibels, referred to 10⁻¹² watts, calculated per AMCA Standard 301. Values shown are for (inlet LWi or inlet LWiA) sound power levels for installation type B: free inlet, ducted outlet. The AMCA International Certified Ratings Seal for sound applies to LWA values only. dBA sound pressure values are weighted with 11.5 dB attenuation based on 5 feet from the fan in a hemispherical free field and are not licensed by AMCA International.

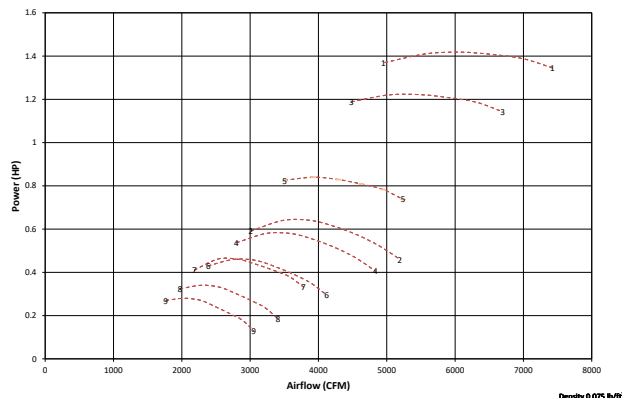
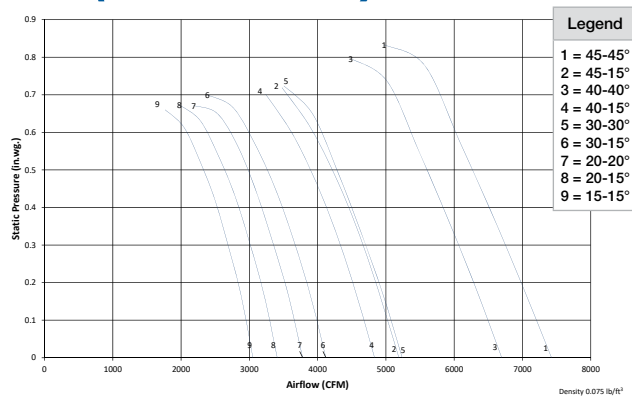
Sound Data

1770 RPM	W2		W4	
Blade Pitch	% WOV	LwA	% WOV	LwA
45-45°	100	92	100	90
	95	92	96	91
	78	91	75	91
45-15°	100	92	100	90
	95	93	98	90
	78	91	71	91
40-40°	100	89	100	89
	95	89	96	89
	78	89	73	90
40-15°	100	86	100	86
	93	86	98	86
	72	85	80	85
30-30°	100	86	100	84
	93	86	97	84
	74	88	77	87
30-15°	100	85	100	86
	93	84	96	85
	66	88	72	86
20-20°	100	84	100	83
	93	85	96	82
	69	87	75	82
20-15°	100	83	100	85
	92	83	95	84
	68	84	77	85
15-15°	100	83	100	83
	93	83	96	83
	74	86	75	84

W2 (1450 RPM)



W4 (1450 RPM)



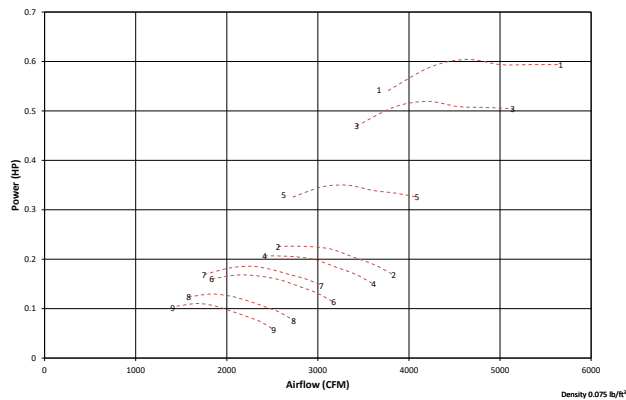
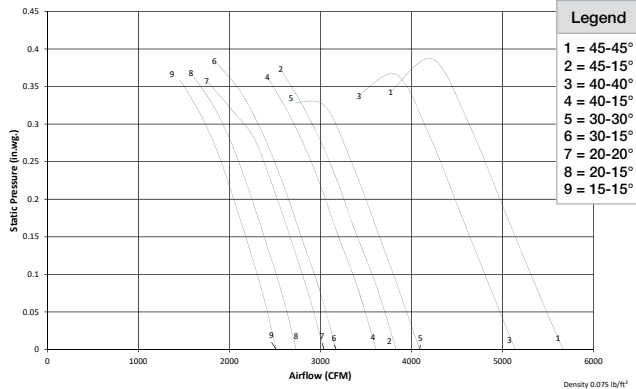
Performance shown is for installation type B: free inlet, ducted outlet. Performance ratings do not include the effects of appurtenances (accessories).

Sound power level ratings and A-weighted sound power ratings are shown in decibels, referred to 10⁻¹² watts, calculated per AMCA Standard 301. Values shown are for (inlet LWi or inlet LWiA) sound power levels for installation type B: free inlet, ducted outlet. The AMCA International Certified Ratings Seal for sound applies to LWA values only. dBA sound pressure values are weighted with 11.5 dB attenuation based on 5 feet from the fan in a hemispherical free field and are not licensed by AMCA International.

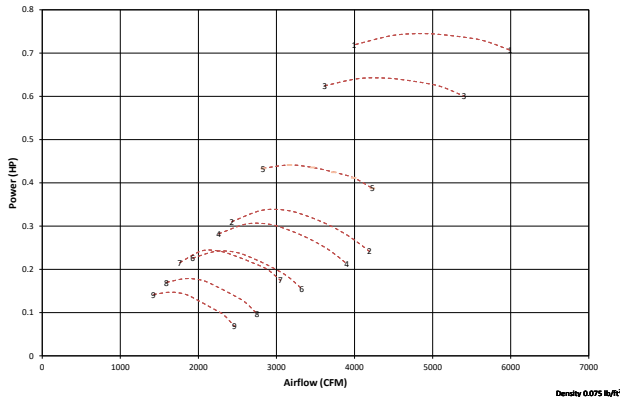
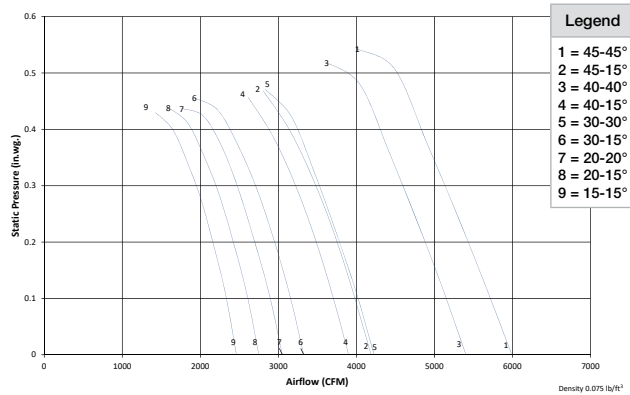
Sound Data

1450 RPM	W2		W4	
Blade Pitch	% WOV	LwA	% WOV	LwA
45-45°	100	87	100	85
	95	87	96	86
	78	86	75	86
45-15°	100	87	100	85
	95	87	98	85
	78	86	71	86
40-40°	100	84	100	84
	95	84	96	84
	78	84	73	85
40-15°	100	72	100	81
	93	72	98	81
	72	71	80	80
30-30°	100	81	100	80
	93	81	97	79
	74	83	77	82
30-15°	100	80	100	80
	93	79	91	79
	66	83	72	81
20-20°	100	79	100	83
	93	79	96	83
	69	82	75	82
20-15°	100	78	100	80
	92	78	95	79
	68	80	77	80
15-15°	100	78	100	78
	93	78	96	78
	74	81	75	79

W2 (1170 RPM)



W4 (1170 RPM)



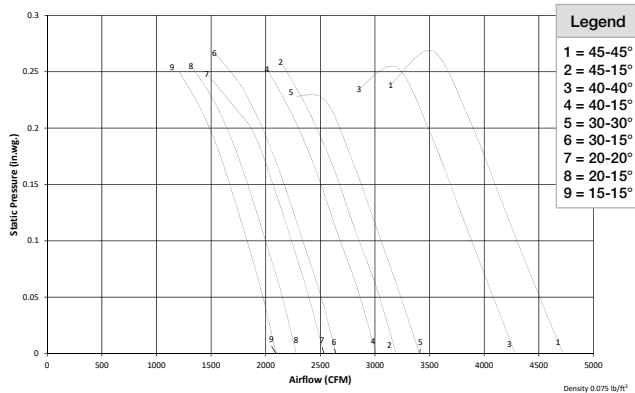
Performance shown is for installation type B: free inlet, ducted outlet. Performance ratings do not include the effects of appurtenances (accessories).

Sound power level ratings and A-weighted sound power ratings are shown in decibels, referred to 10⁻¹² watts, calculated per AMCA Standard 301. Values shown are for (inlet LWi or inlet LWiA) sound power levels for installation type B: free inlet, ducted outlet. The AMCA International Certified Ratings Seal for sound applies to LWA values only. dBA sound pressure values are weighted with 11.5 dB attenuation based on 5 feet from the fan in a hemispherical free field and are not licensed by AMCA International.

Sound Data

1170 RPM	W2		W4	
Blade Pitch	% WOV	LwA	% WOV	LwA
45-45°	100	82	100	81
	95	83	96	81
	78	81	75	82
45-15°	100	83	100	80
	95	83	98	80
	78	81	71	81
40-40°	100	79	100	79
	95	79	96	79
	78	80	73	81
40-15°	100	76	100	76
	93	76	98	76
	72	76	80	75
30-30°	100	76	100	75
	93	76	97	75
	74	79	77	77
30-15°	100	75	100	75
	93	75	91	75
	66	78	72	76
20-20°	100	74	100	78
	93	75	96	78
	69	77	75	78
20-15°	100	74	100	75
	92	74	95	74
	68	75	77	75
15-15°	100	73	100	73
	93	73	96	73
	74	76	75	74

W2 (975 RPM)



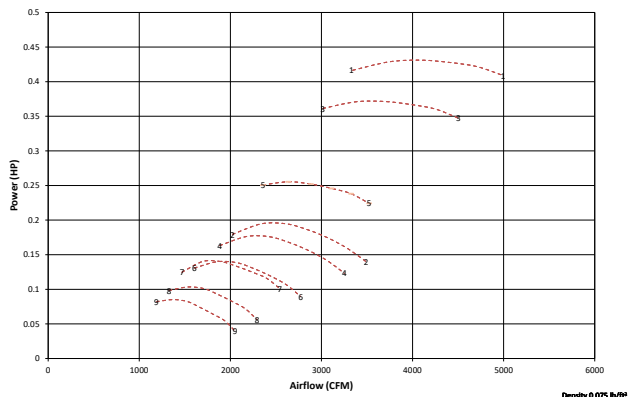
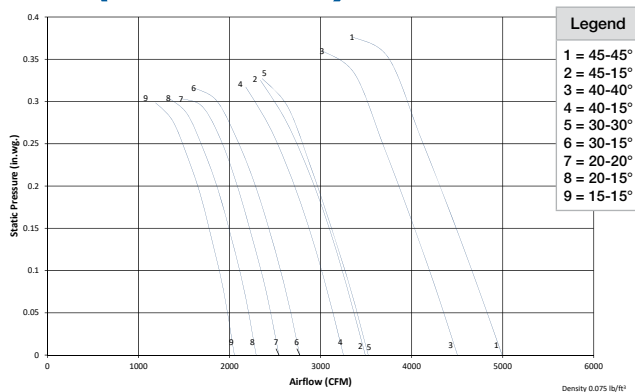
Performance shown is for installation type B: free inlet, ducted outlet. Performance ratings do not include the effects of appurtenances (accessories).

Sound power level ratings and A-weighted sound power ratings are shown in decibels, referred to 10⁻¹² watts, calculated per AMCA Standard 301. Values shown are for (inlet LWi or inlet LWiA) sound power levels for installation type B: free inlet, ducted outlet. The AMCA International Certified Ratings Seal for sound applies to LWA values only. dBA sound pressure values are weighted with 11.5 dB attenuation based on 5 feet from the fan in a hemispherical free field and are not licensed by AMCA International.

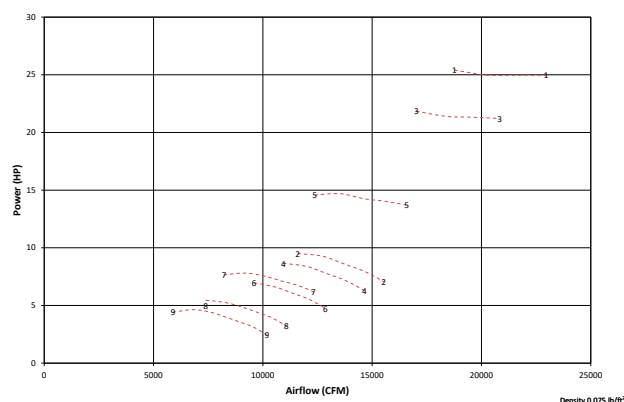
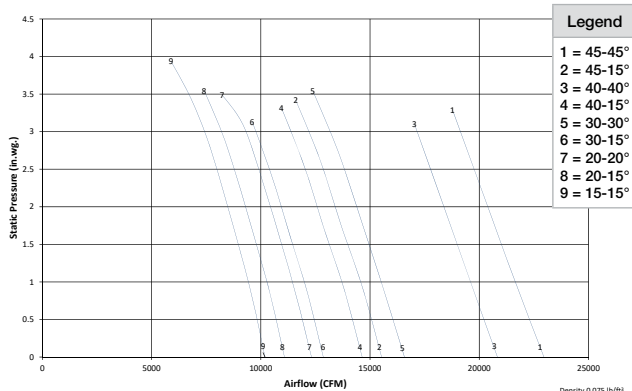
Sound Data

975 RPM	W2		W4	
Blade Pitch	% WOV	LwA	% WOV	LwA
45-45°	100	78	100	76
	95	78	96	77
	78	77	75	78
45-15°	100	78	100	76
	95	78	98	76
	78	77	71	77
40-40°	100	75	100	75
	95	75	96	75
	78	76	73	76
40-15°	100	81	100	72
	93	81	98	72
	72	80	80	71
30-30°	100	72	100	70
	93	72	97	70
	74	74	77	73
30-15°	100	70	100	71
	93	70	91	70
	66	73	72	72
20-20°	100	70	100	74
	93	70	96	73
	69	73	75	74
20-15°	100	69	100	70
	92	69	95	69
	68	71	77	71
15-15°	100	69	100	69
	93	68	96	68
	74	71	75	69

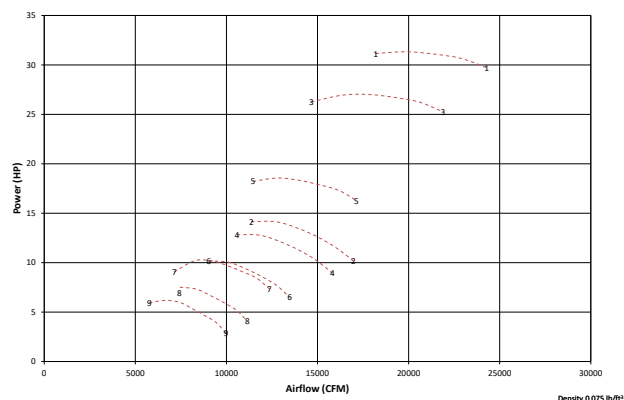
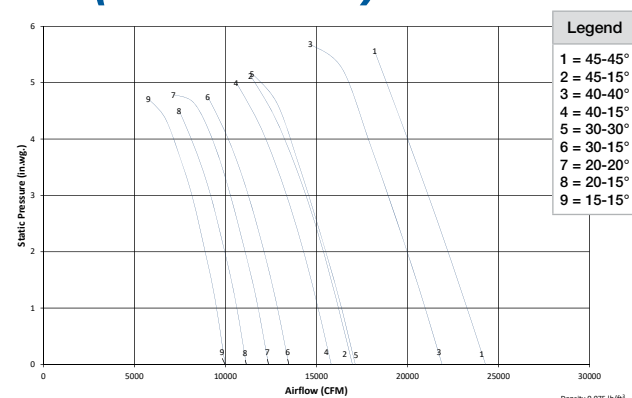
W4 (975 RPM)



W2 (3500 RPM)



W4 (3500 RPM)



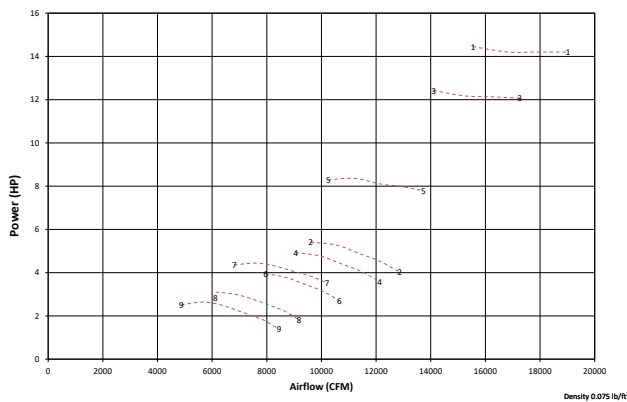
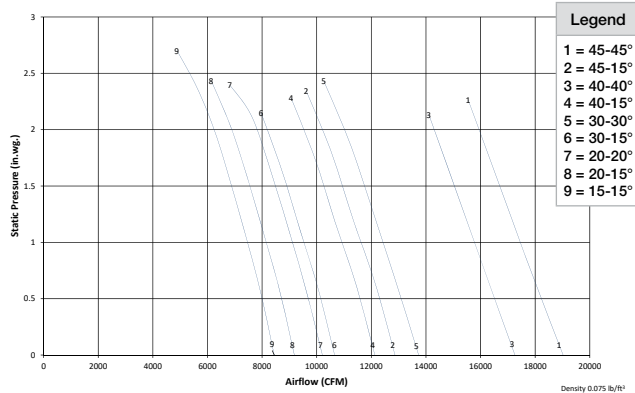
Performance shown is for installation type B: free inlet, ducted outlet. Performance ratings do not include the effects of appurtenances (accessories).

Sound power level ratings and A-weighted sound power ratings are shown in decibels, referred to 10⁻¹² watts, calculated per AMCA Standard 301. Values shown are for (inlet LWi or inlet LWiA) sound power levels for installation type B: free inlet, ducted outlet. The AMCA International Certified Ratings Seal for sound applies to LWA values only. dBA sound pressure values are weighted with 11.5 dB attenuation based on 5 feet from the fan in a hemispherical free field and are not licensed by AMCA International.

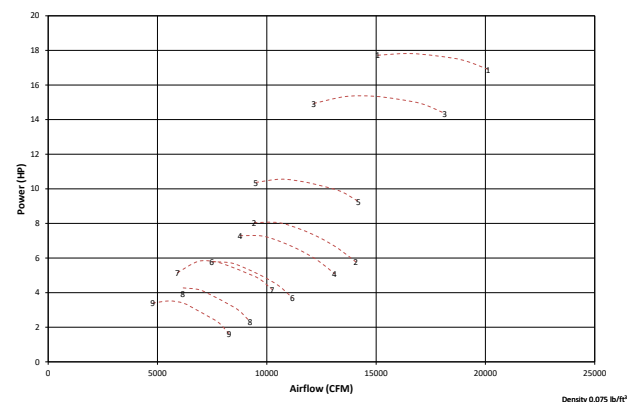
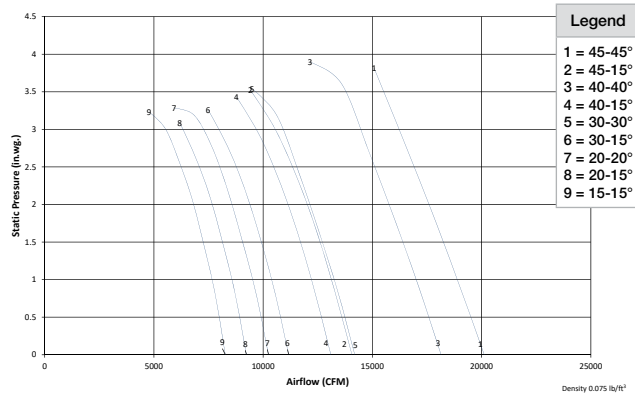
Sound Data

3500 RPM	W2		W4	
Blade Pitch	% WOV	LwA	% WOV	LwA
45-45°	100	108	100	110
	94	109	95	110
	83	112	69	110
45-15°	100	106	100	106
	95	109	95	107
	78	107	71	107
40-40°	100	107	100	107
	90	107	94	107
	41	116	70	107
40-15°	100	103	100	104
	90	102	90	102
	60	106	59	107
30-30°	100	104	100	104
	90	104	90	104
	61	103	77	104
30-15°	100	102	100	102
	90	101	90	102
	60	106	60	109
20-20°	100	100	100	101
	90	99	90	100
	61	101	60	108
20-15°	100	99	100	100
	90	98	90	100
	60	104	60	107
15-15°	100	99	100	101
	90	99	90	100
	70	100	80	101

W2 (2900 RPM)



W4 (2900 RPM)



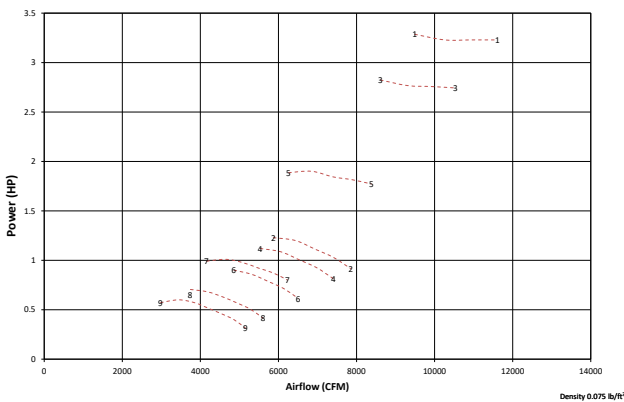
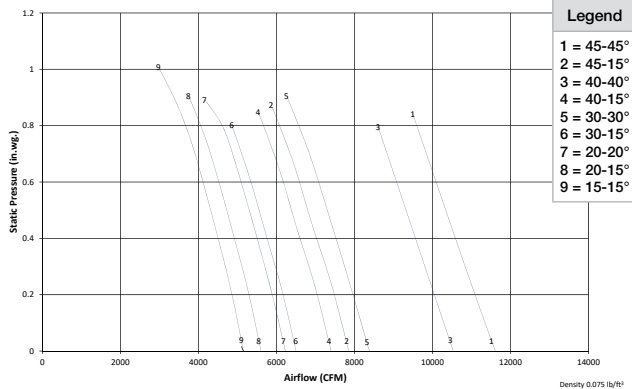
Performance shown is for installation type B: free inlet, ducted outlet. Performance ratings do not include the effects of appurtenances (accessories).

Sound power level ratings and A-weighted sound power ratings are shown in decibels, referred to 10⁻¹² watts, calculated per AMCA Standard 301. Values shown are for inlet LWi or inlet LWiA sound power levels for installation type B: free inlet, ducted outlet. The AMCA International Certified Ratings Seal for sound applies to LWA values only. dBA sound pressure values are weighted with 11.5 dB attenuation based on 5 feet from the fan in a hemispherical free field and are not licensed by AMCA International.

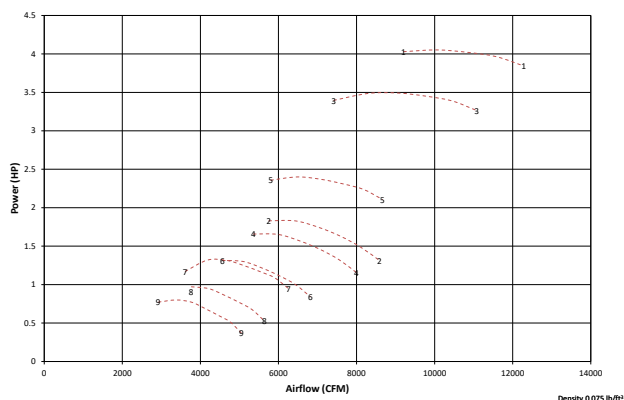
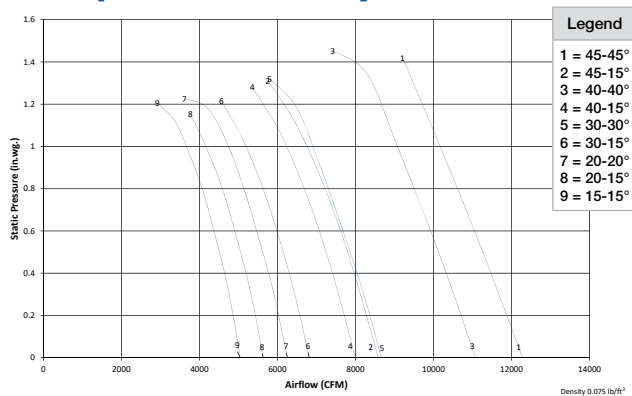
Sound Data

2900 RPM	W2		W4	
Blade Pitch	% WOV	LwA	% WOV	LwA
45-45°	100	104	100	106
	94	103	95	106
	83	103	69	105
45-15°	100	102	100	102
	95	102	95	102
	78	101	71	103
40-40°	100	103	100	103
	90	103	94	103
	41	103	70	103
40-15°	100	98	100	100
	90	97	90	98
	60	101	59	102
30-30°	100	100	100	100
	90	100	90	99
	61	99	77	100
30-15°	100	97	100	98
	90	96	90	97
	60	101	60	103
20-20°	100	95	100	97
	90	95	90	96
	61	97	60	103
20-15°	100	95	100	96
	90	94	90	95
	60	99	60	102
15-15°	100	94	100	97
	90	94	90	95
	70	96	80	97

W2 (1770 RPM)



W4 (1770 RPM)



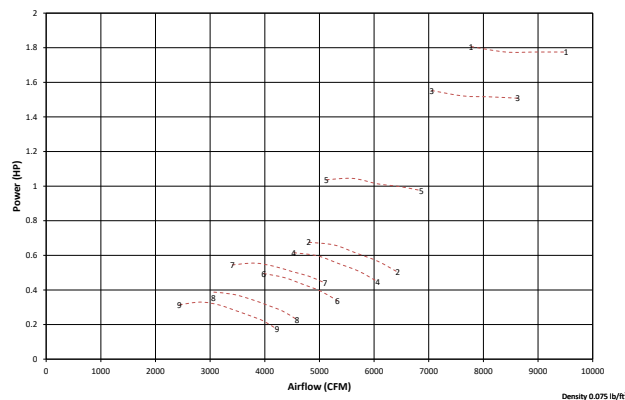
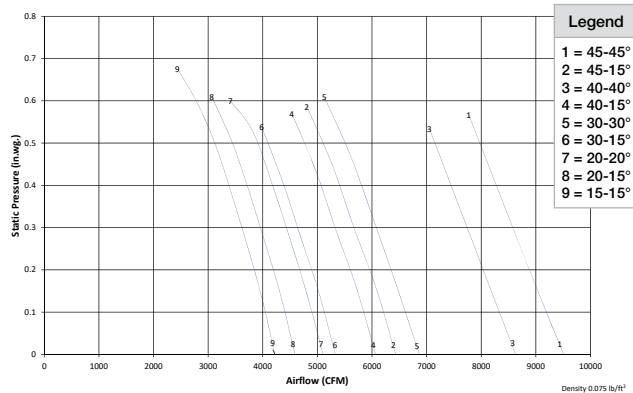
Performance shown is for installation type B: free inlet, ducted outlet. Performance ratings do not include the effects of appurtenances (accessories).

Sound power level ratings and A-weighted sound power ratings are shown in decibels, referred to 10⁻¹² watts, calculated per AMCA Standard 301. Values shown are for (inlet LWi or inlet LWiA) sound power levels for installation type B: free inlet, ducted outlet. The AMCA International Certified Ratings Seal for sound applies to LWA values only. dBA sound pressure values are weighted with 11.5 dB attenuation based on 5 feet from the fan in a hemispherical free field and are not licensed by AMCA International.

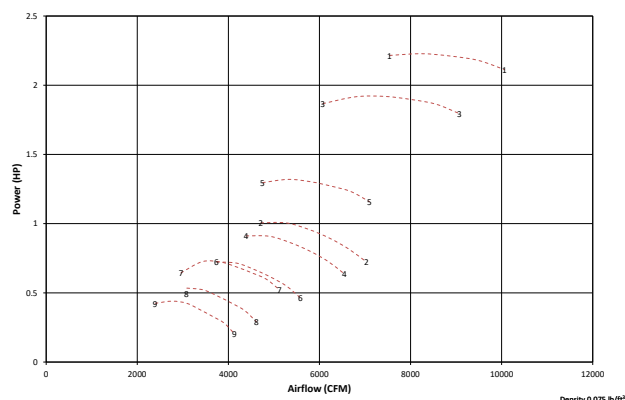
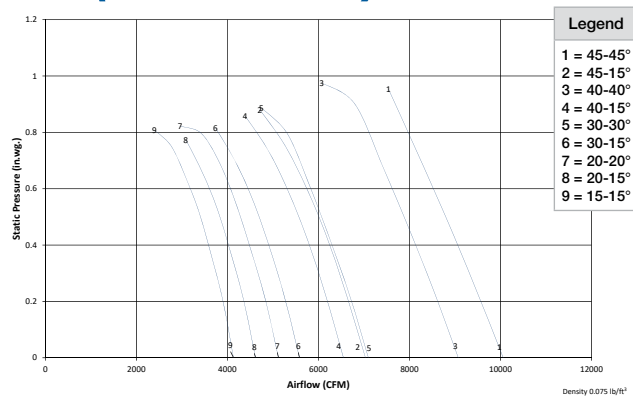
Sound Data

1770 RPM	W2		W4	
Blade Pitch	% WOV	LwA	% WOV	LwA
45-45°	100	93	100	95
	94	93	95	96
	83	92	69	95
45-15°	100	90	100	92
	95	91	95	92
	78	91	71	93
40-40°	100	92	100	93
	90	92	94	93
	41	87	70	93
40-15°	100	86	100	88
	90	85	90	86
	60	89	59	90
30-30°	100	88	100	89
	90	89	90	89
	61	89	77	90
30-15°	100	85	100	87
	90	84	90	86
	60	89	60	92
20-20°	100	84	100	86
	90	84	90	85
	61	87	60	92
20-15°	100	83	100	84
	90	82	90	84
	60	87	60	91
15-15°	100	83	100	85
	90	83	90	84
	70	85	80	86

W2 (1450 RPM)



W4 (1450 RPM)



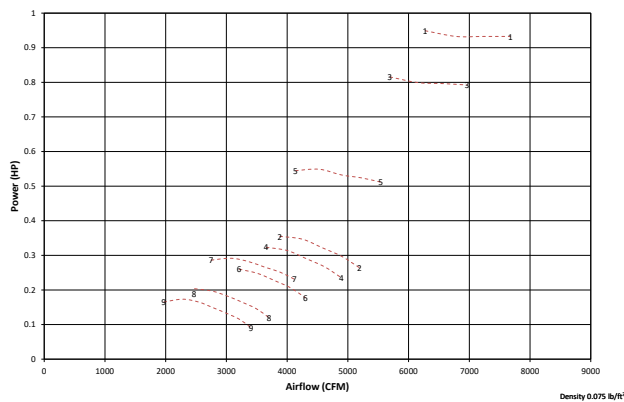
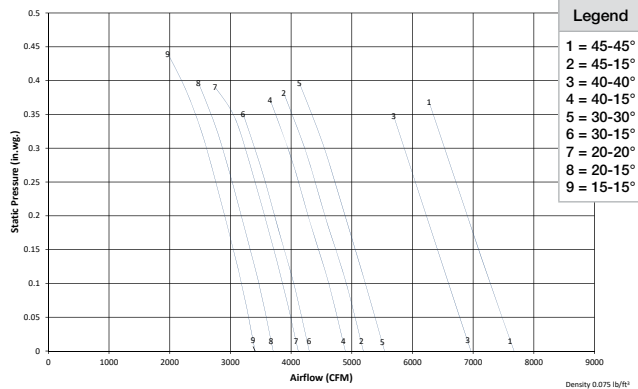
Performance shown is for installation type B: free inlet, ducted outlet. Performance ratings do not include the effects of appurtenances (accessories).

Sound power level ratings and A-weighted sound power ratings are shown in decibels, referred to 10⁻¹² watts, calculated per AMCA Standard 301. Values shown are for inlet LWi or inlet LWiA sound power levels for installation type B: free inlet, ducted outlet. The AMCA International Certified Ratings Seal for sound applies to LWA values only. dBA sound pressure values are weighted with 11.5 dB attenuation based on 5 feet from the fan in a hemispherical free field and are not licensed by AMCA International.

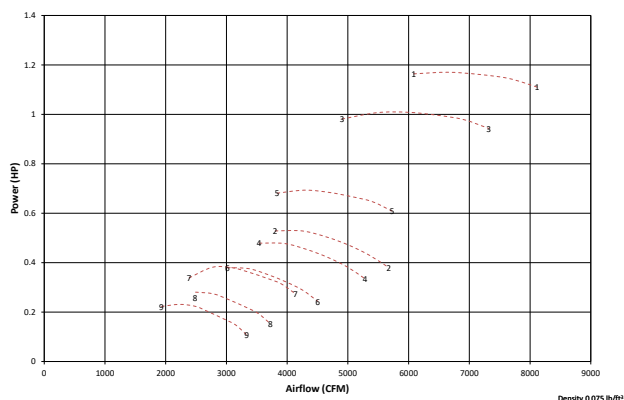
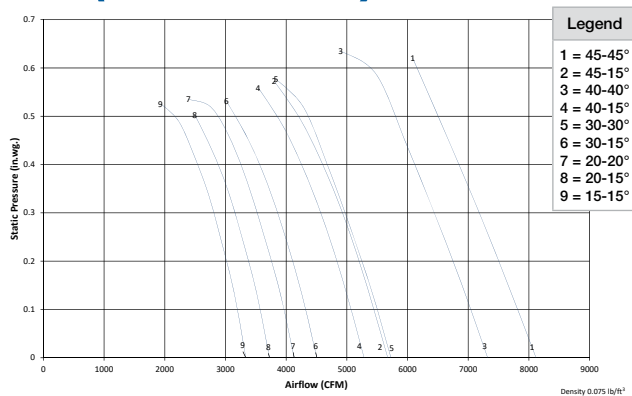
Sound Data

1450 RPM	W2		W4	
Blade Pitch	% WOV	LwA	% WOV	LwA
45-45°	100	89	100	91
	94	89	95	91
	83	87	69	90
45-15°	100	86	100	87
	95	86	95	88
	78	87	71	88
40-40°	100	87	100	88
	90	88	94	88
	41	82	70	88
40-15°	100	81	100	83
	90	81	90	82
	60	84	59	85
30-30°	100	84	100	84
	90	84	90	85
	61	84	77	86
30-15°	100	80	100	82
	90	79	90	81
	60	83	60	85
20-20°	100	79	100	81
	90	79	90	80
	61	82	60	86
20-15°	100	78	100	79
	90	77	90	79
	60	82	60	84
15-15°	100	78	100	81
	90	78	90	80
	70	80	80	81

W2 (1170 RPM)



W4 (1170 RPM)



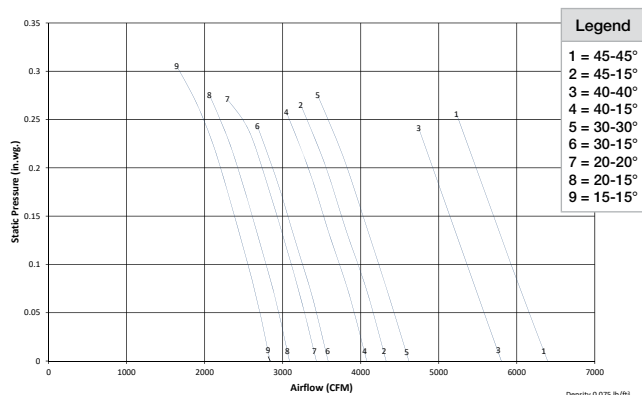
Performance shown is for installation type B: free inlet, ducted outlet. Performance ratings do not include the effects of appurtenances (accessories).

Sound power level ratings and A-weighted sound power ratings are shown in decibels, referred to 10⁻¹² watts, calculated per AMCA Standard 301. Values shown are for (inlet LWi or inlet LWiA) sound power levels for installation type B: free inlet, ducted outlet. The AMCA International Certified Ratings Seal for sound applies to LWA values only. dBA sound pressure values are weighted with 11.5 dB attenuation based on 5 feet from the fan in a hemispherical free field and are not licensed by AMCA International.

Sound Data

1170 RPM	W2		W4	
Blade Pitch	% WOV	LwA	% WOV	LwA
45-45°	100	85	100	86
	94	84	95	86
	83	83	69	86
45-15°	100	81	100	83
	95	82	95	83
	78	82	71	84
40-40°	100	83	100	84
	90	83	94	84
	41	75	70	84
40-15°	100	76	100	78
	90	76	90	77
	60	79	59	80
30-30°	100	79	100	79
	90	80	90	80
	61	80	77	81
30-15°	100	75	100	77
	90	74	90	76
	60	78	60	80
20-20°	100	74	100	76
	90	74	90	75
	61	77	60	81
20-15°	100	73	100	74
	90	72	90	74
	60	77	60	79
15-15°	100	73	100	76
	90	73	90	75
	70	75	80	76

W2 (975 RPM)



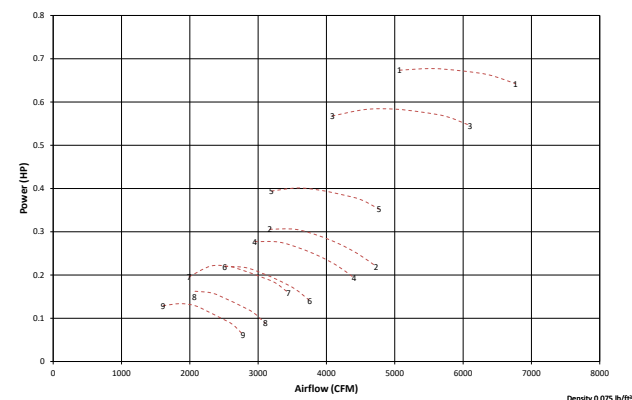
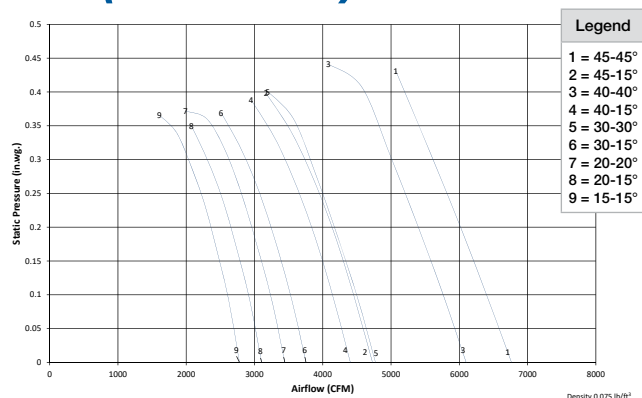
Performance shown is for installation type B: free inlet, ducted outlet. Performance ratings do not include the effects of appurtenances (accessories).

Sound power level ratings and A-weighted sound power ratings are shown in decibels, referred to 10⁻¹² watts, calculated per AMCA Standard 301. Values shown are for inlet LWi or inlet LWiA sound power levels for installation type B: free inlet, ducted outlet. The AMCA International Certified Ratings Seal for sound applies to LWA values only. dBA sound pressure values are weighted with 11.5 dB attenuation based on 5 feet from the fan in a hemispherical free field and are not licensed by AMCA International.

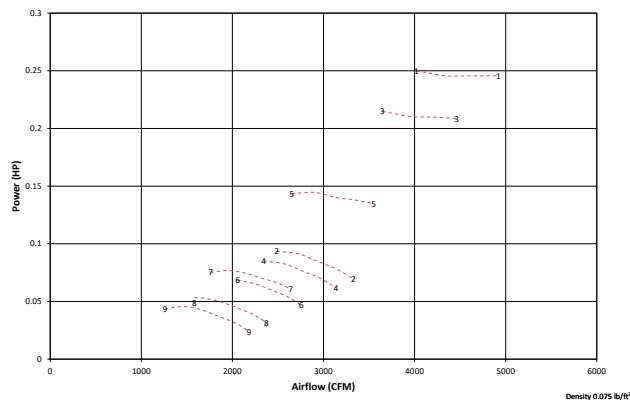
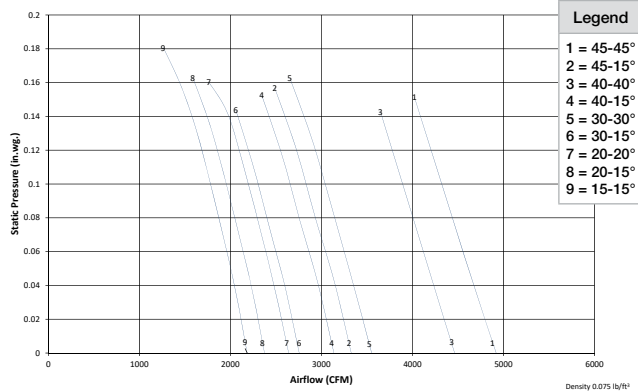
Sound Data

975 RPM	W2		W4	
Blade Pitch	% WOV	LwA	% WOV	LwA
45-45°	100	80	100	82
	94	80	95	82
	83	78	69	82
45-15°	100	77	100	78
	95	78	95	79
	78	78	71	80
40-40°	100	78	100	79
	90	79	94	79
	41	70	70	80
40-15°	100	72	100	73
	90	71	90	72
	60	74	59	75
30-30°	100	75	100	75
	90	75	90	76
	61	76	77	77
30-15°	100	71	100	72
	90	70	90	71
	60	73	60	75
20-20°	100	70	100	72
	90	70	90	71
	61	73	60	77
20-15°	100	69	100	70
	90	68	90	70
	60	72	60	74
15-15°	100	69	100	71
	90	69	90	70
	70	71	80	72

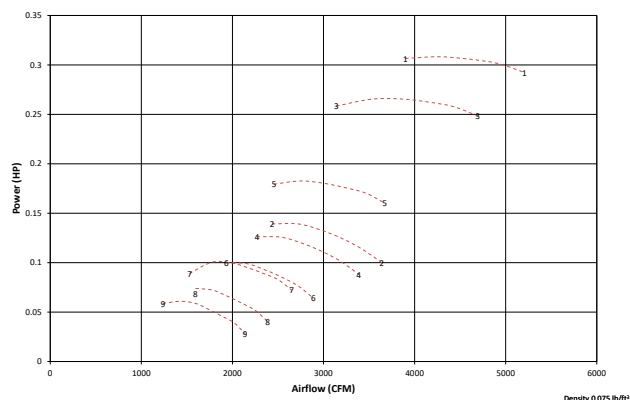
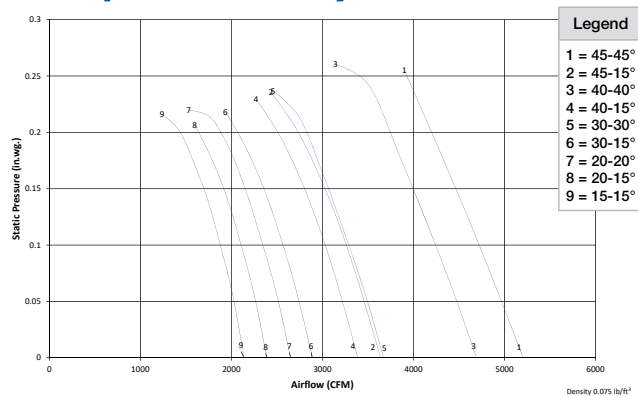
W4 (975 RPM)



W2 (750 RPM)



W4 (750 RPM)



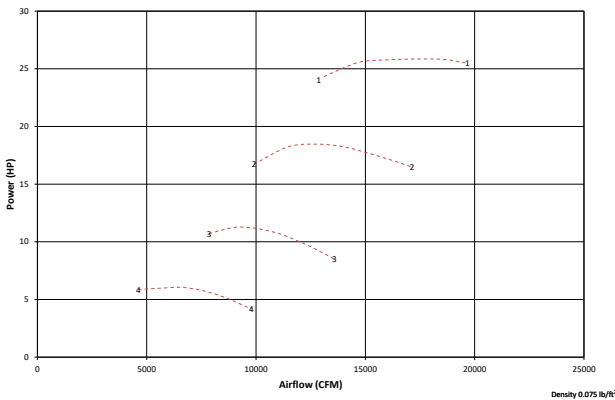
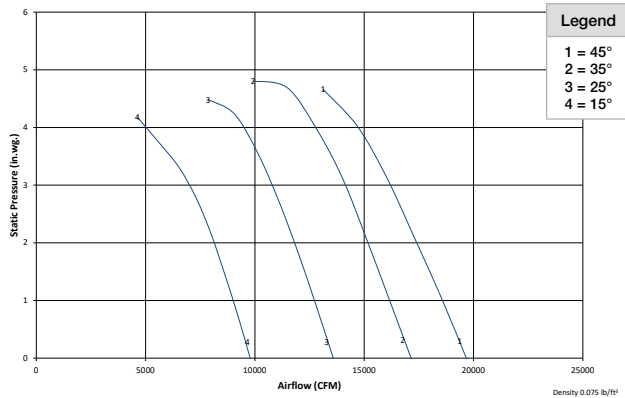
Performance shown is for installation type B: free inlet, ducted outlet. Performance ratings do not include the effects of appurtenances (accessories).

Sound power level ratings and A-weighted sound power ratings are shown in decibels, referred to 10⁻¹² watts, calculated per AMCA Standard 301. Values shown are for (inlet LWi or inlet LWiA) sound power levels for installation type B: free inlet, ducted outlet. The AMCA International Certified Ratings Seal for sound applies to LWA values only. dBA sound pressure values are weighted with 11.5 dB attenuation based on 5 feet from the fan in a hemispherical free field and are not licensed by AMCA International.

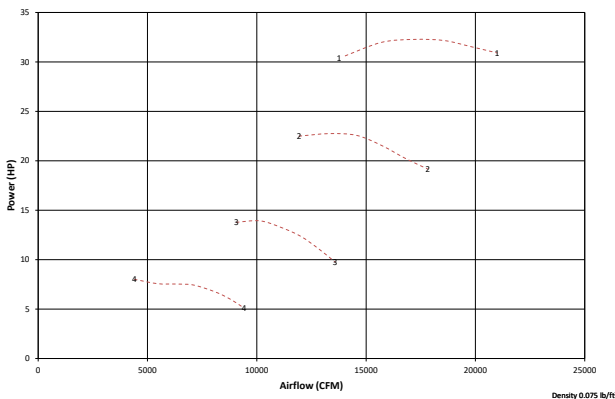
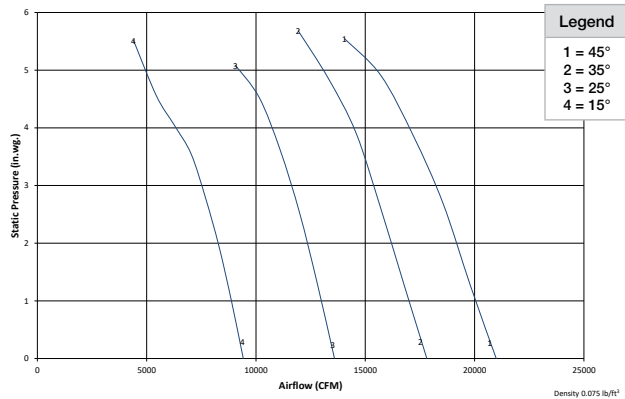
Sound Data

750 RPM	W2		W4	
Blade Pitch	% WOV	LwA	% WOV	LwA
45-45°	100	74	100	76
	94	74	95	76
	83	72	69	76
45-15°	100	71	100	72
	95	72	95	72
	78	72	71	74
40-40°	100	72	100	73
	90	73	94	73
	41	63	70	74
40-15°	100	65	100	67
	90	65	90	66
	60	67	59	68
30-30°	100	68	100	69
	90	69	90	70
	61	70	77	71
30-15°	100	64	100	66
	90	64	90	65
	60	67	60	68
20-20°	100	63	100	65
	90	64	90	65
	61	67	60	70
20-15°	100	62	100	63
	90	62	90	63
	60	65	60	67
15-15°	100	63	100	65
	90	63	90	64
	70	65	80	65

C1 (3500 RPM)



C2 (3500 RPM)



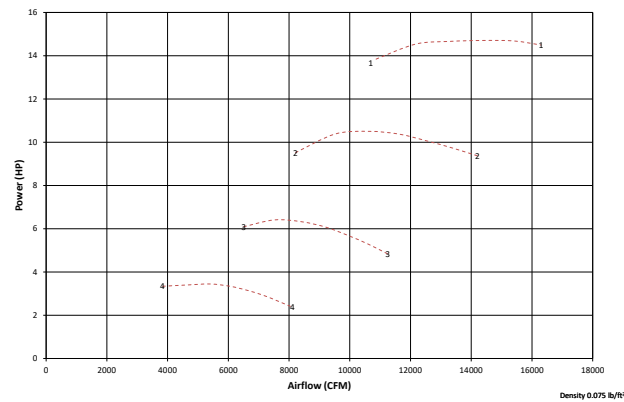
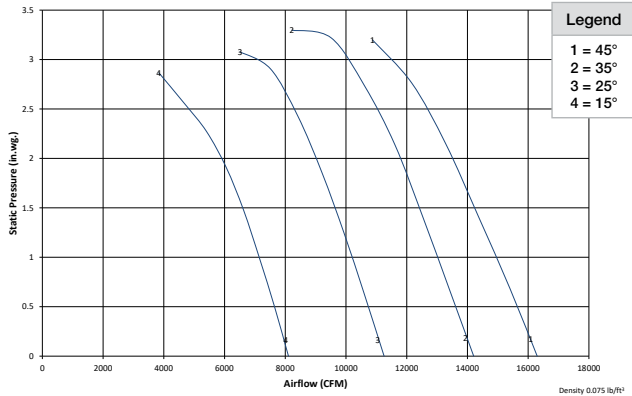
Performance shown is for installation type B: free inlet, ducted outlet. Performance ratings do not include the effects of appurtenances (accessories).

Sound power level ratings and A-weighted sound power ratings are shown in decibels, referred to 10⁻¹² watts, calculated per AMCA Standard 301. Values shown are for (inlet LWi or inlet LWiA) sound power levels for installation type B: free inlet, ducted outlet. The AMCA International Certified Ratings Seal for sound applies to LWA values only. dBA sound pressure values are weighted with 11.5 dB attenuation based on 5 feet from the fan in a hemispherical free field and are not licensed by AMCA International.

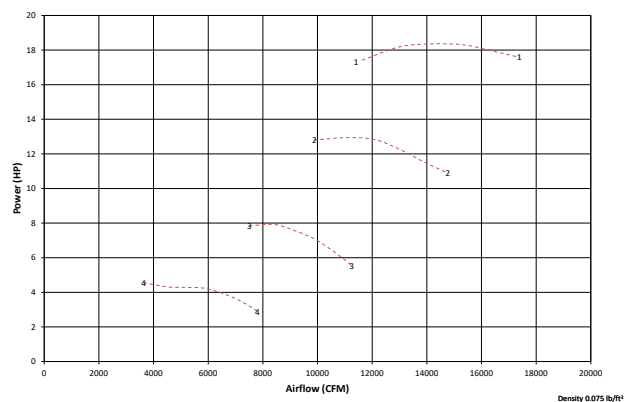
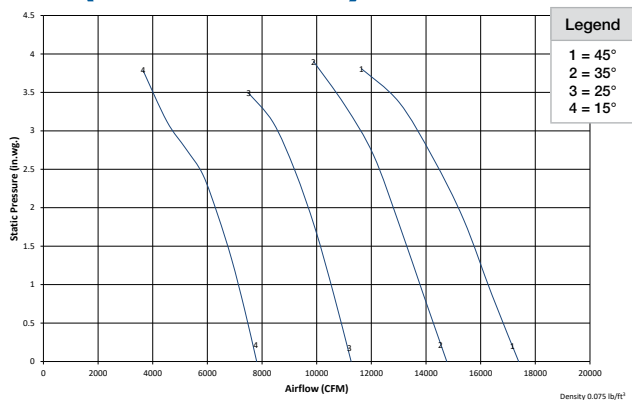
Sound Data

3500 RPM	C1		C2	
Blade Pitch	% WOV	LwA	% WOV	LwA
45°	100	112	100	111
	93	112	93	110
	80	112	81	110
35°	100	108	100	107
	96	108	97	107
	84	108	70	105
25°	100	105	100	105
	96	105	97	105
	77	102	74	102
15°	100	104	100	104
	95	103	96	104
	77	101	83	104

C1 (2900 RPM)



C2 (2900 RPM)



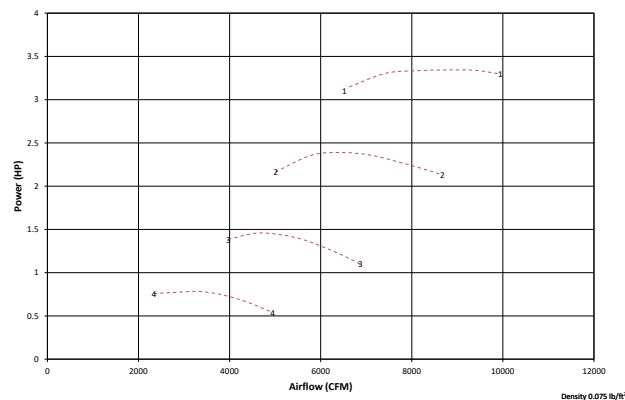
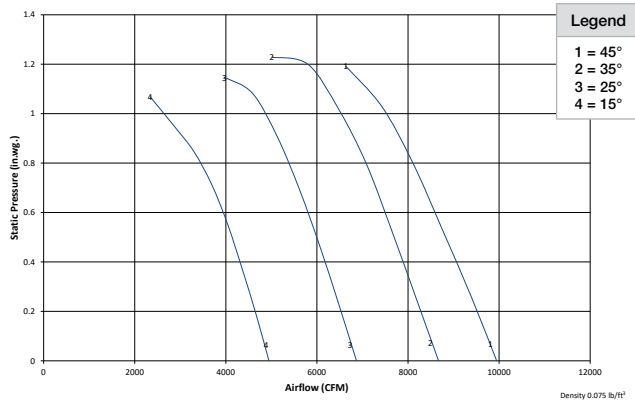
Performance shown is for installation type B: free inlet, ducted outlet. Performance ratings do not include the effects of appurtenances (accessories).

Sound power level ratings and A-weighted sound power ratings are shown in decibels, referred to 10⁻¹² watts, calculated per AMCA Standard 301. Values shown are for (inlet LWi or inlet LWiA) sound power levels for installation type B: free inlet, ducted outlet. The AMCA International Certified Ratings Seal for sound applies to LWA values only. dBA sound pressure values are weighted with 11.5 dB attenuation based on 5 feet from the fan in a hemispherical free field and are not licensed by AMCA International.

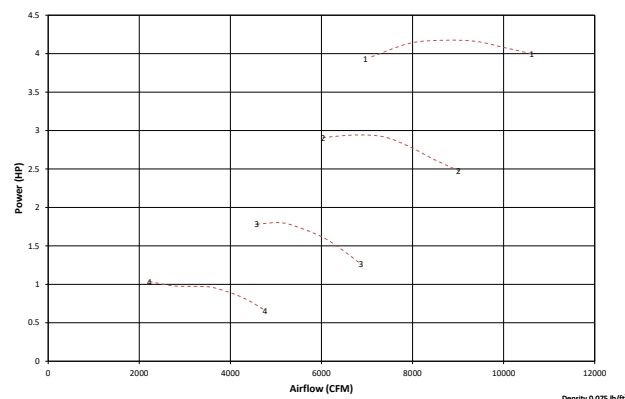
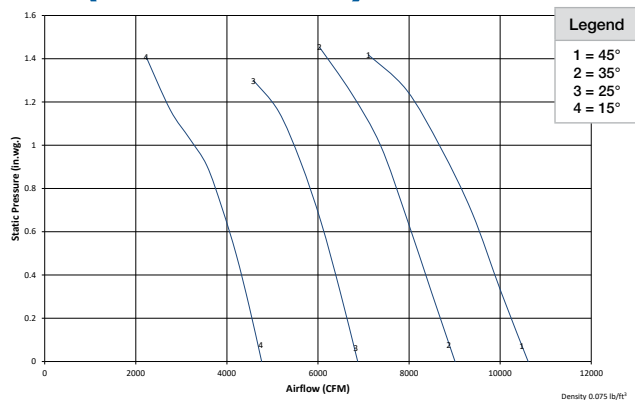
Sound Data

2900 RPM	C1		C2	
Blade Pitch	% WOV	LwA	% WOV	LwA
45°	100	108	100	106
	93	107	93	106
	80	107	81	105
35°	100	104	100	103
	96	104	97	103
	84	103	70	101
25°	100	101	100	100
	96	100	97	100
	77	98	74	97
15°	100	100	100	100
	95	99	96	100
	77	97	83	100

C1 (1770 RPM)



C2 (1770 RPM)



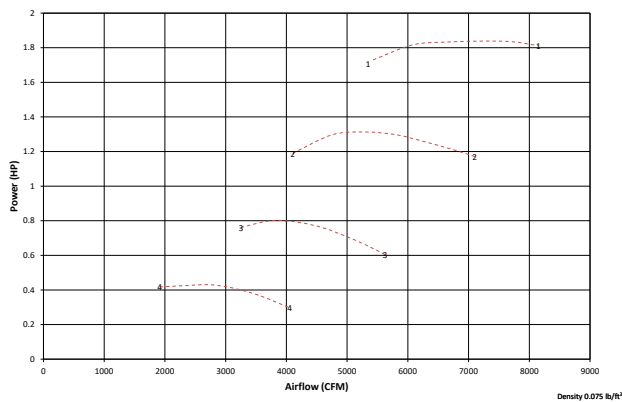
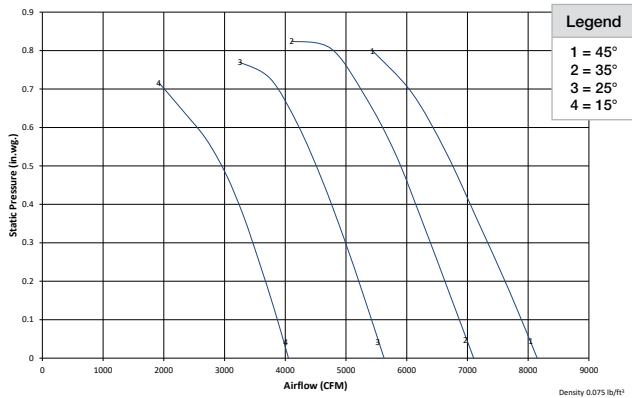
Performance shown is for installation type B: free inlet, ducted outlet. Performance ratings do not include the effects of appurtenances (accessories).

Sound power level ratings and A-weighted sound power ratings are shown in decibels, referred to 10⁻¹² watts, calculated per AMCA Standard 301. Values shown are for (inlet LWi or inlet LWiA) sound power levels for installation type B: free inlet, ducted outlet. The AMCA International Certified Ratings Seal for sound applies to LWA values only. dBA sound pressure values are weighted with 11.5 dB attenuation based on 5 feet from the fan in a hemispherical free field and are not licensed by AMCA International.

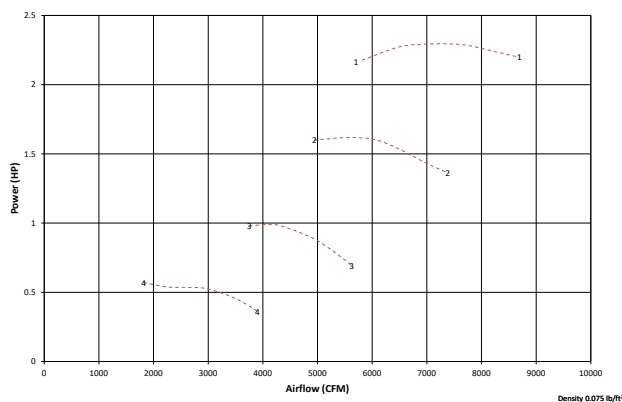
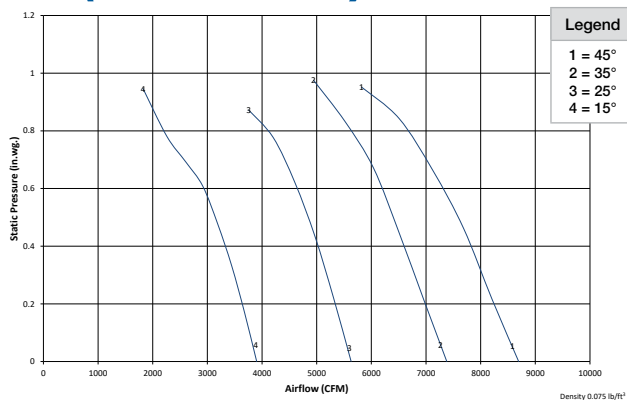
Sound Data

1770 RPM	C1		C2	
Blade Pitch	% WOV	LwA	% WOV	LwA
45°	100	95	100	94
	93	95	93	93
	80	95	81	93
35°	100	91	100	91
	96	91	97	91
	84	91	70	88
25°	100	89	100	89
	96	88	97	89
	77	86	74	85
15°	100	88	100	88
	95	87	96	88
	77	85	83	87

C1 (1450 RPM)



C2 (1450 RPM)



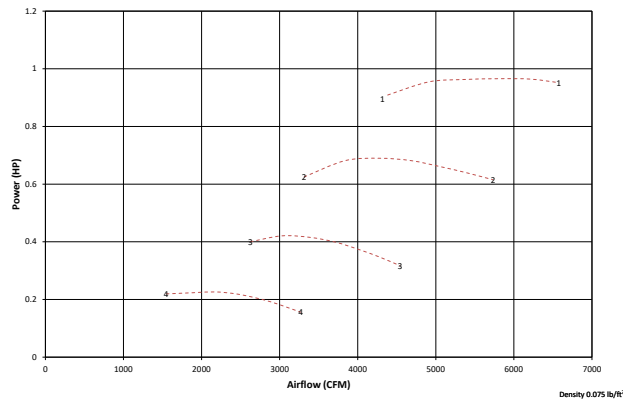
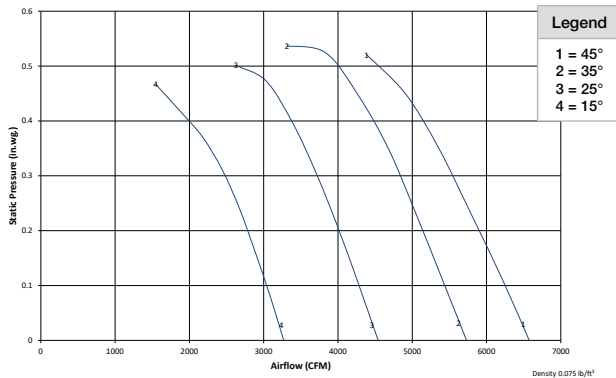
Performance shown is for installation type B: free inlet, ducted outlet. Performance ratings do not include the effects of appurtenances (accessories).

Sound power level ratings and A-weighted sound power ratings are shown in decibels, referred to 10⁻¹² watts, calculated per AMCA Standard 301. Values shown are for (inlet LWi or inlet LWiA) sound power levels for installation type B: free inlet, ducted outlet. The AMCA International Certified Ratings Seal for sound applies to LWA values only. dBA sound pressure values are weighted with 11.5 dB attenuation based on 5 feet from the fan in a hemispherical free field and are not licensed by AMCA International.

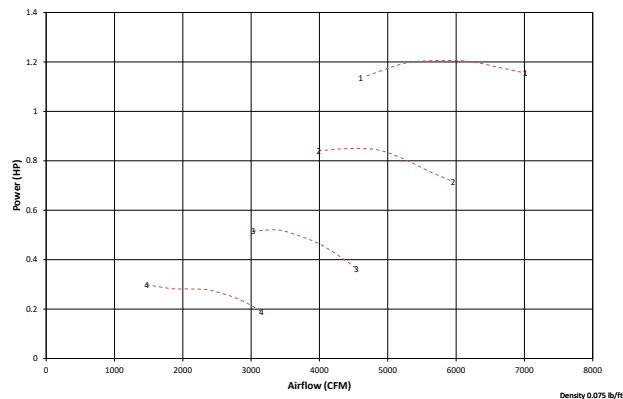
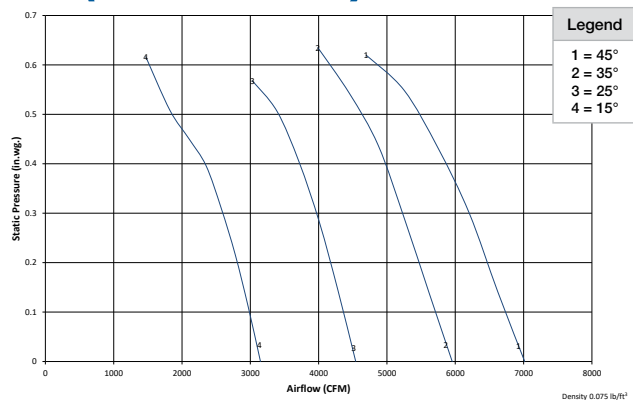
Sound Data

1450 RPM	C1		C2	
Blade Pitch	% WOV	LwA	% WOV	LwA
45°	100	90	100	90
	93	90	93	90
	80	90	80	90
35°	100	86	100	86
	96	86	96	86
	84	85	84	85
25°	100	84	100	84
	96	83	96	83
	77	81	77	81
15°	100	83	100	83
	95	83	95	83
	77	81	77	81

C1 (1170 RPM)



C2 (1170 RPM)



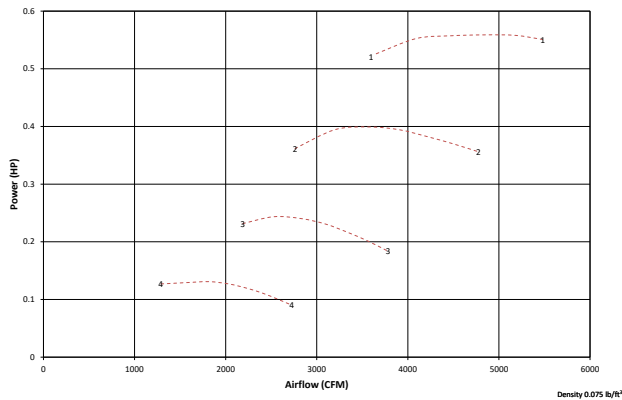
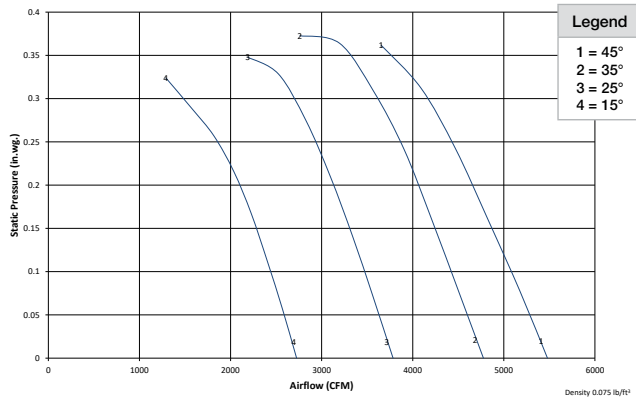
Performance shown is for installation type B: free inlet, ducted outlet. Performance ratings do not include the effects of appurtenances (accessories).

Sound power level ratings and A-weighted sound power ratings are shown in decibels, referred to 10⁻¹² watts, calculated per AMCA Standard 301. Values shown are for (inlet LWi or inlet LWiA) sound power levels for installation type B: free inlet, ducted outlet. The AMCA International Certified Ratings Seal for sound applies to LWA values only. dBA sound pressure values are weighted with 11.5 dB attenuation based on 5 feet from the fan in a hemispherical free field and are not licensed by AMCA International.

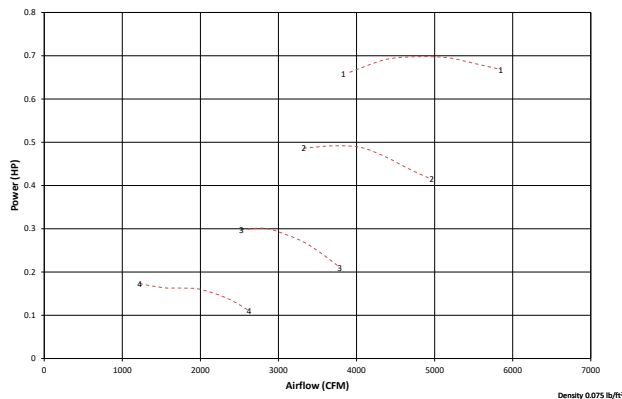
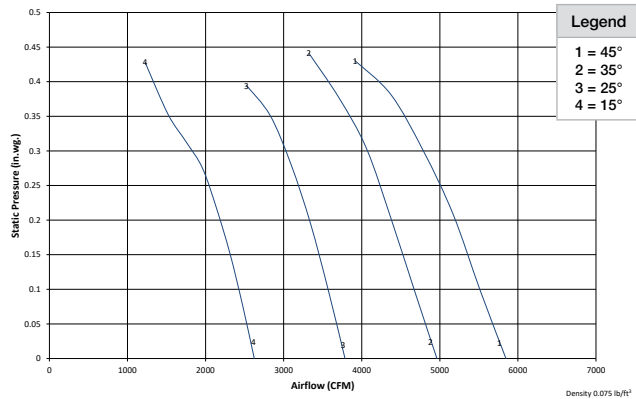
Sound Data

1170 RPM	C1		C2	
Blade Pitch	% WOV	LwA	% WOV	LwA
45°	100	85	100	84
	93	84	93	83
	80	84	81	82
35°	100	81	100	81
	96	81	97	80
	84	80	70	78
25°	100	79	100	79
	96	78	97	79
	77	75	74	75
15°	100	78	100	78
	95	77	96	78
	77	75	83	77

C1 (975 RPM)



C2 (975 RPM)



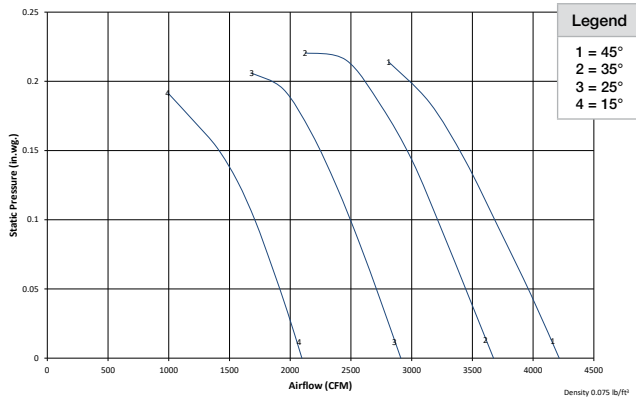
Performance shown is for installation type B: free inlet, ducted outlet. Performance ratings do not include the effects of appurtenances (accessories).

Sound power level ratings and A-weighted sound power ratings are shown in decibels, referred to 10⁻¹² watts, calculated per AMCA Standard 301. Values shown are for (inlet LWi or inlet LWiA) sound power levels for installation type B: free inlet, ducted outlet. The AMCA International Certified Ratings Seal for sound applies to LWA values only. dBA sound pressure values are weighted with 11.5 dB attenuation based on 5 feet from the fan in a hemispherical free field and are not licensed by AMCA International.

Sound Data

975 RPM	C1		C2	
Blade Pitch	% WOV	LwA	% WOV	LwA
45°	100	80	100	79
	93	79	93	78
	80	79	81	77
35°	100	76	100	76
	96	76	97	76
	84	75	70	73
25°	100	74	100	74
	96	73	97	74
	77	71	74	71
15°	100	73	100	74
	95	73	96	73
	77	71	83	72

C1 (750 RPM)



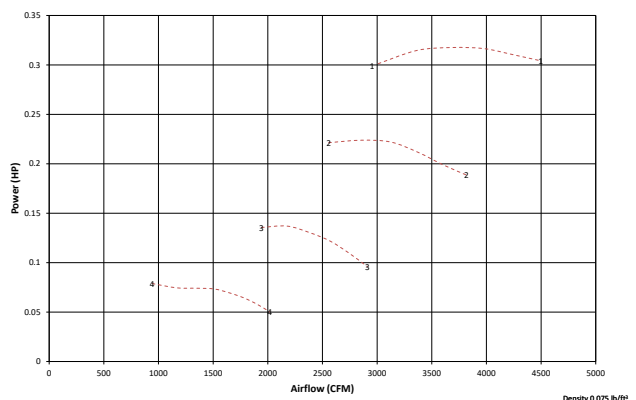
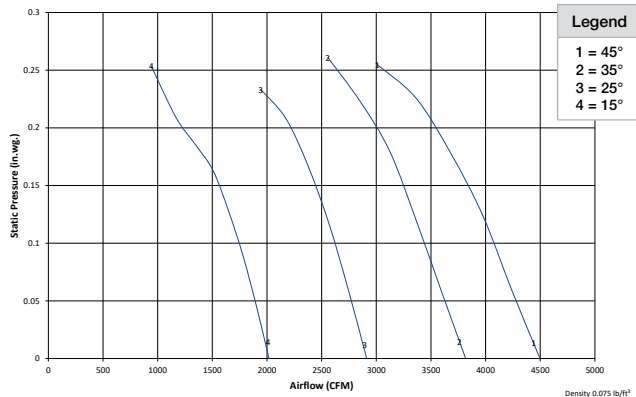
Performance shown is for installation type B: free inlet, ducted outlet. Performance ratings do not include the effects of appurtenances (accessories).

Sound power level ratings and A-weighted sound power ratings are shown in decibels, referred to 10⁻¹² watts, calculated per AMCA Standard 301. Values shown are for (inlet LWi or inlet LWiA) sound power levels for installation type B: free inlet, ducted outlet. The AMCA International Certified Ratings Seal for sound applies to LWA values only. dBA sound pressure values are weighted with 11.5 dB attenuation based on 5 feet from the fan in a hemispherical free field and are not licensed by AMCA International.

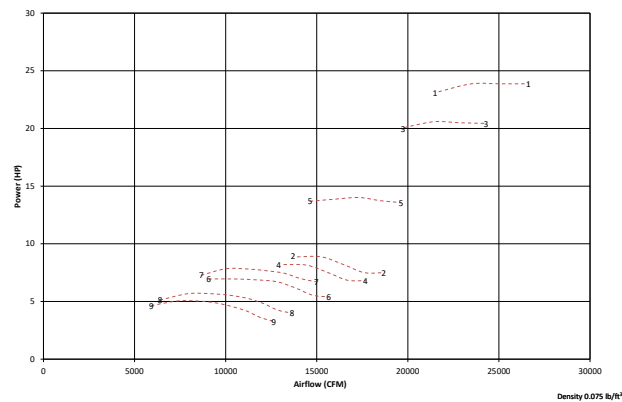
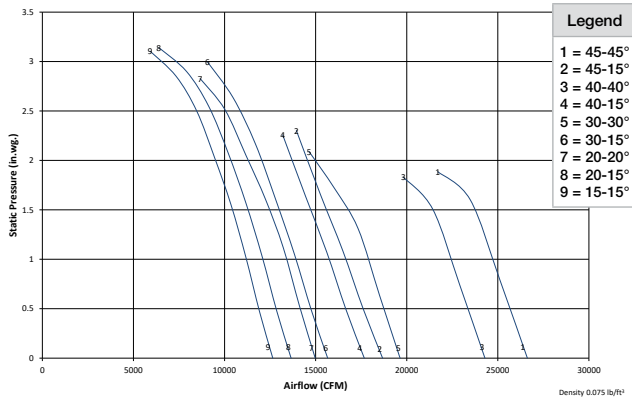
Sound Data

750 RPM	C1		C2	
Blade Pitch	% WOV	LwA	% WOV	LwA
45°	100	73	100	72
	93	72	93	71
	80	73	81	71
35°	100	69	100	70
	96	69	97	69
	84	68	70	67
25°	100	68	100	68
	96	67	97	68
	77	64	74	64
15°	100	67	100	67
	95	66	96	67
	77	64	83	66

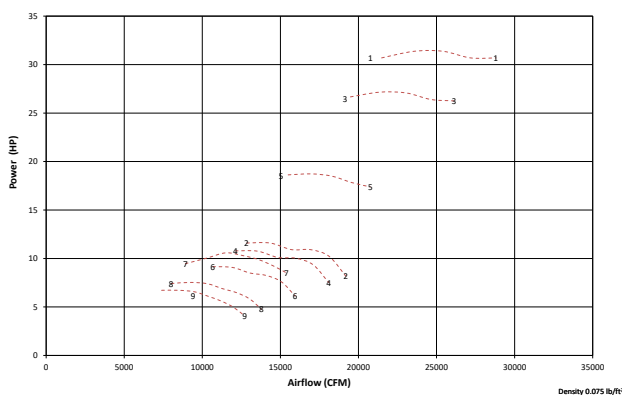
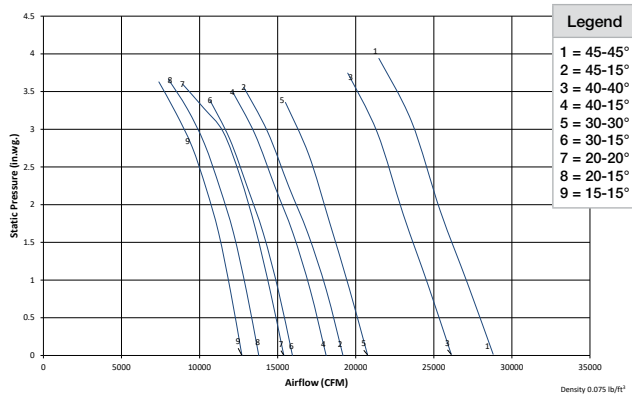
C2 (750 RPM)



W2 (2900 RPM)



W4 (2900 RPM)



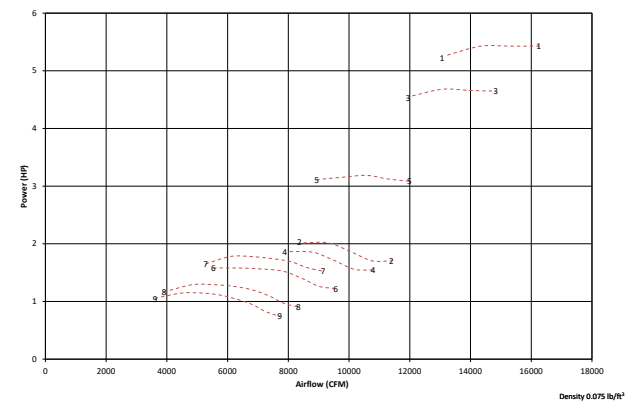
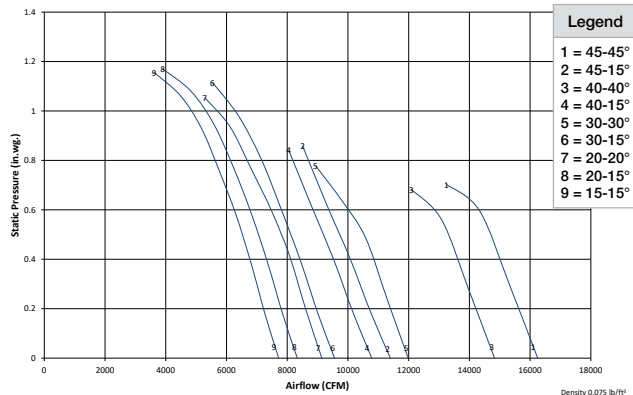
Performance shown is for installation type B: free inlet, ducted outlet. Performance ratings do not include the effects of appurtenances (accessories).

Sound power level ratings and A-weighted sound power ratings are shown in decibels, referred to 10⁻¹² watts, calculated per AMCA Standard 301. Values shown are for (inlet LWi or inlet LWiA) sound power levels for installation type B: free inlet, ducted outlet. The AMCA International Certified Ratings Seal for sound applies to LWA values only. dBA sound pressure values are weighted with 11.5 dB attenuation based on 5 feet from the fan in a hemispherical free field and are not licensed by AMCA International.

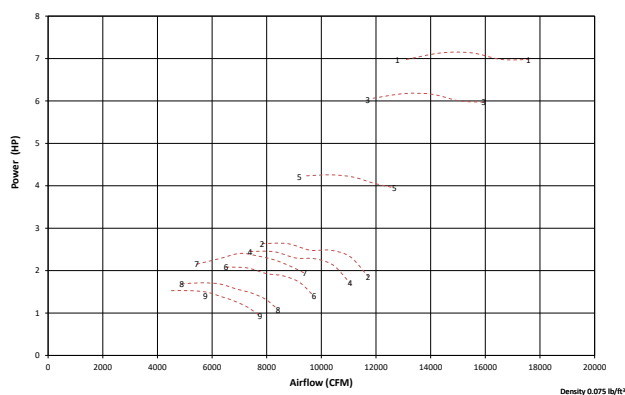
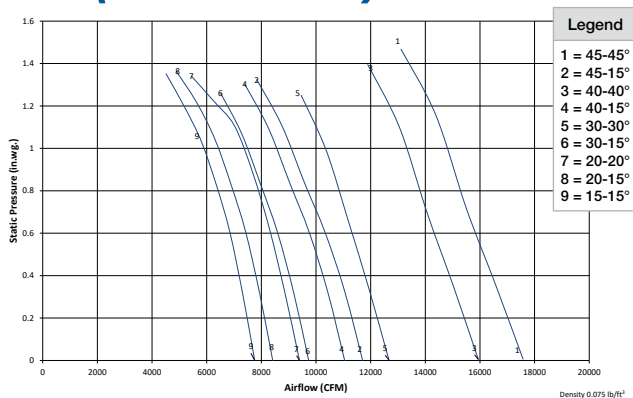
Sound Data

2900 RPM	W2		W4	
Blade Pitch	% WOV	LwA	% WOV	LwA
45-45°	100	108	100	110
	80	111	89	110
	41	113	41	112
45-15°	100	107	100	108
	90	107	90	108
	41	113	61	107
40-40°	100	107	100	108
	90	107	90	109
	75	113	68	107
40-15°	100	102	100	104
	90	102	90	103
	60	103	60	108
30-30°	100	104	100	104
	80	105	90	104
	41	106	60	104
30-15°	100	100	100	102
	80	99	90	102
	50	107	60	108
20-20°	100	101	100	101
	80	100	90	101
	50	104	61	105
20-15°	100	100	100	100
	93	99	90	100
	70	100	60	107
15-15°	100	100	100	100
	94	100	90	99
	70	98	60	106

W2 (1770 RPM)



W4 (1770 RPM)



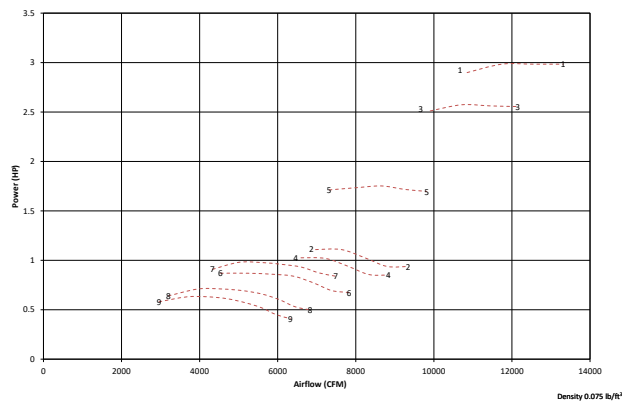
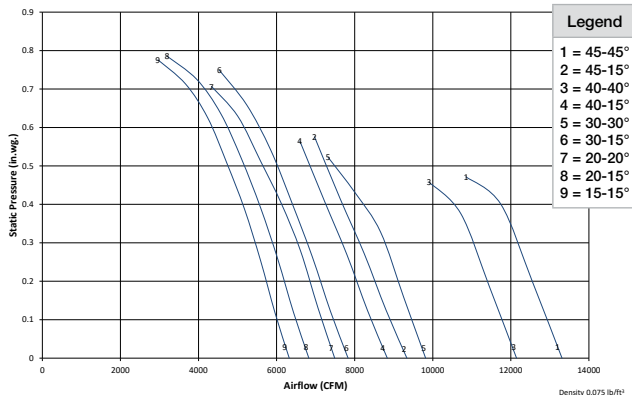
Performance shown is for installation type B: free inlet, ducted outlet. Performance ratings do not include the effects of appurtenances (accessories).

Sound power level ratings and A-weighted sound power ratings are shown in decibels, referred to 10⁻¹² watts, calculated per AMCA Standard 301. Values shown are for (inlet LWi or inlet LWiA) sound power levels for installation type B: free inlet, ducted outlet. The AMCA International Certified Ratings Seal for sound applies to LWA values only. dBA sound pressure values are weighted with 11.5 dB attenuation based on 5 feet from the fan in a hemispherical free field and are not licensed by AMCA International.

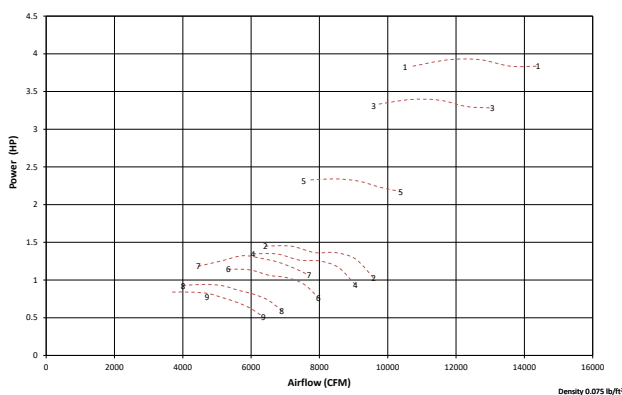
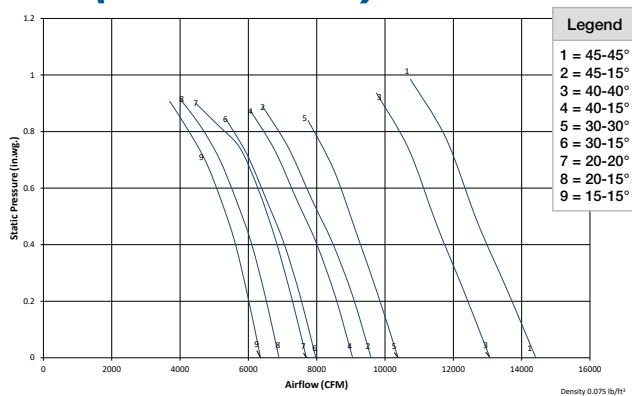
Sound Data

1770 RPM	W2		W4	
Blade Pitch	% WOV	LwA	% WOV	LwA
45-45°	100	98	100	100
	80	97	89	99
	41	95	41	94
45-15°	100	96	100	97
	90	96	90	97
	41	95	61	97
40-40°	100	97	100	98
	90	96	90	98
	75	97	68	96
40-15°	100	90	100	92
	90	89	90	91
	60	91	60	95
30-30°	100	93	100	92
	80	94	90	92
	41	88	60	94
30-15°	100	88	100	91
	80	87	90	90
	50	95	60	95
20-20°	100	89	100	90
	80	88	90	90
	50	92	61	94
20-15°	100	88	100	89
	93	87	90	88
	70	88	60	95
15-15°	100	88	100	89
	94	87	90	88
	70	87	60	94

W2 (1450 RPM)



W4 (1450 RPM)



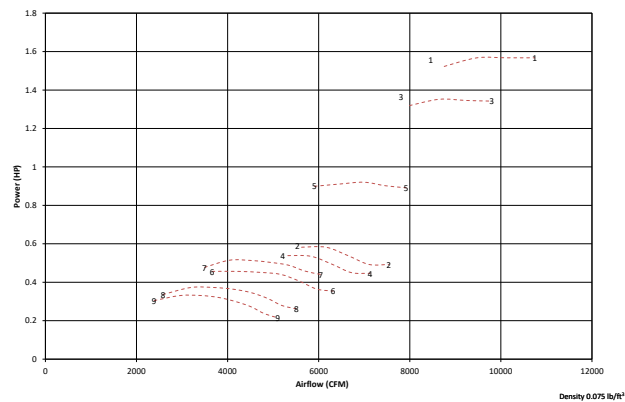
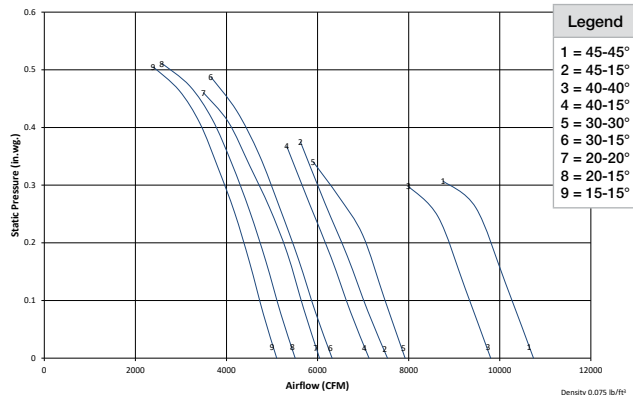
Performance shown is for installation type B: free inlet, ducted outlet. Performance ratings do not include the effects of appurtenances (accessories).

Sound power level ratings and A-weighted sound power ratings are shown in decibels, referred to 10⁻¹² watts, calculated per AMCA Standard 301. Values shown are for (inlet LWi or inlet LWiA) sound power levels for installation type B: free inlet, ducted outlet. The AMCA International Certified Ratings Seal for sound applies to LWA values only. dBA sound pressure values are weighted with 11.5 dB attenuation based on 5 feet from the fan in a hemispherical free field and are not licensed by AMCA International.

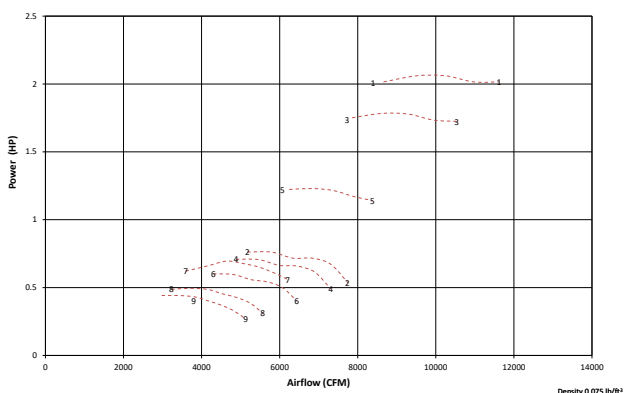
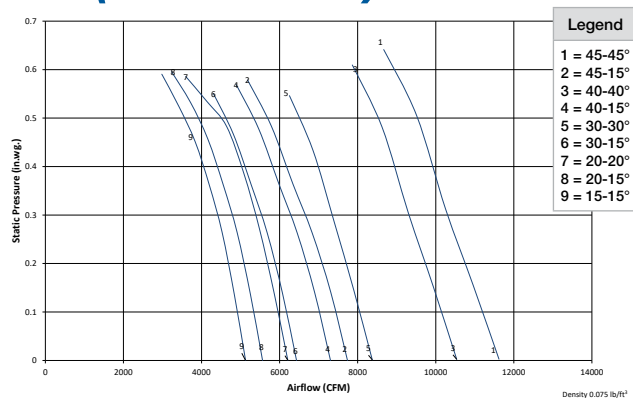
Sound Data

1450 RPM	W2		W4	
Blade Pitch	% WOV	LwA	% WOV	LwA
45-45°	100	93	100	96
	80	92	89	95
	41	89	41	89
45-15°	100	92	100	93
	90	92	90	93
	41	89	61	93
40-40°	100	93	100	93
	90	92	90	94
	75	93	68	92
40-15°	100	85	100	87
	90	85	90	87
	60	87	60	90
30-30°	100	89	100	88
	80	89	90	88
	41	83	60	90
30-15°	100	84	100	86
	80	83	90	86
	50	90	60	91
20-20°	100	84	100	85
	80	84	90	85
	50	88	61	89
20-15°	100	83	100	84
	93	83	90	84
	70	84	60	90
15-15°	100	83	100	84
	94	83	90	83
	70	82	60	89

W2 (1170 RPM)



W4 (1170 RPM)



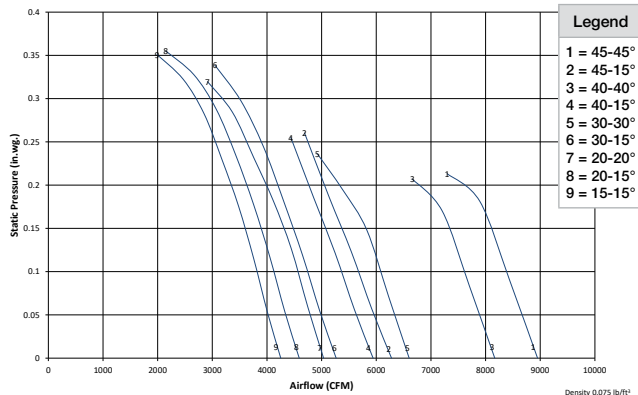
Performance shown is for installation type B: free inlet, ducted outlet. Performance ratings do not include the effects of appurtenances (accessories).

Sound power level ratings and A-weighted sound power ratings are shown in decibels, referred to 10⁻¹² watts, calculated per AMCA Standard 301. Values shown are for (inlet LWi or inlet LWiA) sound power levels for installation type B: free inlet, ducted outlet. The AMCA International Certified Ratings Seal for sound applies to LWA values only. dBA sound pressure values are weighted with 11.5 dB attenuation based on 5 feet from the fan in a hemispherical free field and are not licensed by AMCA International.

Sound Data

1170 RPM	W2		W4	
Blade Pitch	% WOV	LwA	% WOV	LwA
45-45°	100	89	100	91
	80	87	89	90
	41	82	41	83
45-15°	100	87	100	88
	90	87	90	88
	41	82	61	88
40-40°	100	88	100	89
	90	87	90	89
	75	87	68	88
40-15°	100	80	100	82
	90	80	90	81
	60	82	60	85
30-30°	100	83	100	83
	80	84	90	83
	41	76	60	85
30-15°	100	79	100	81
	80	78	90	81
	50	84	60	85
20-20°	100	79	100	80
	80	79	90	80
	50	83	61	84
20-15°	100	78	100	79
	93	78	90	79
	70	78	60	85
15-15°	100	78	100	79
	94	77	90	78
	70	77	60	84

W2 (975 RPM)



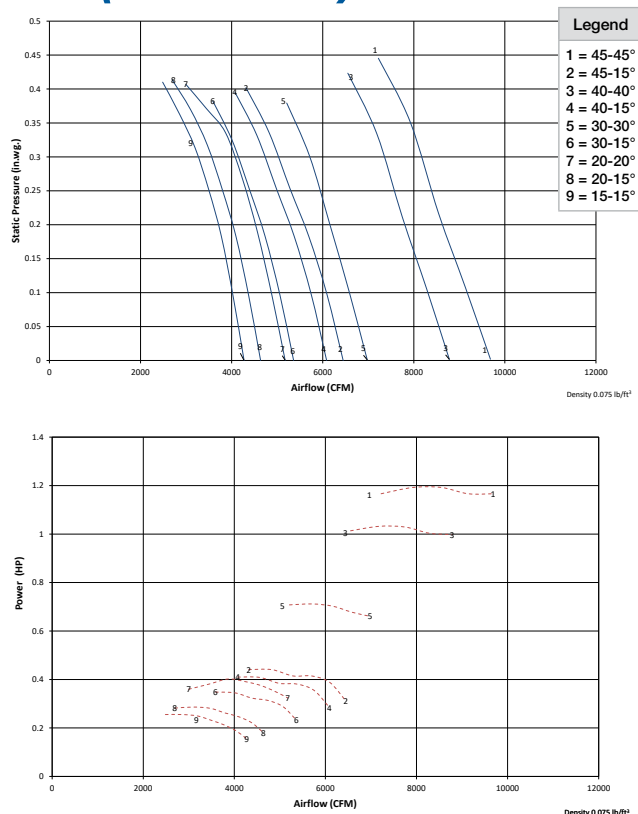
Performance shown is for installation type B: free inlet, ducted outlet. Performance ratings do not include the effects of appurtenances (accessories).

Sound power level ratings and A-weighted sound power ratings are shown in decibels, referred to 10⁻¹² watts, calculated per AMCA Standard 301. Values shown are for (inlet LWi or inlet LWiA) sound power levels for installation type B: free inlet, ducted outlet. The AMCA International Certified Ratings Seal for sound applies to LWA values only. dBA sound pressure values are weighted with 11.5 dB attenuation based on 5 feet from the fan in a hemispherical free field and are not licensed by AMCA International.

Sound Data

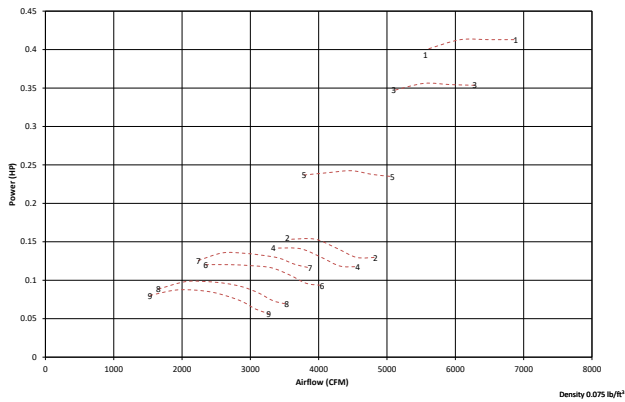
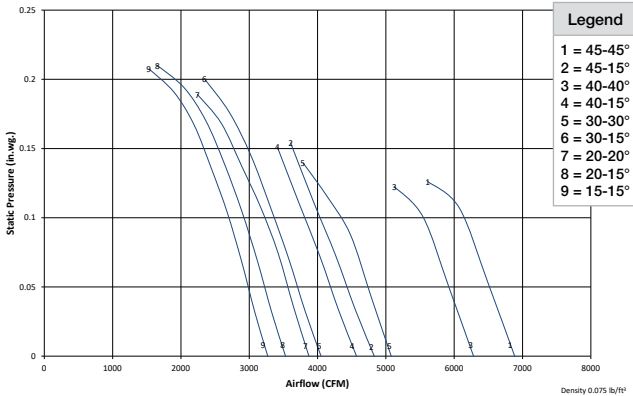
975 RPM	W2		W4	
Blade Pitch	% WOV	LwA	% WOV	LwA
45-45°	100	85	100	87
	80	83	89	87
	41	77	41	78
45-15°	100	83	100	84
	90	83	90	84
	41	77	61	84
40-40°	100	84	100	85
	90	83	90	85
	75	83	68	84
40-15°	100	76	100	78
	90	76	90	77
	60	78	60	80
30-30°	100	79	100	79
	80	80	90	79
	41	71	60	81
30-15°	100	74	100	77
	80	74	90	76
	50	80	60	81
20-20°	100	74	100	76
	80	75	90	76
	50	79	61	80
20-15°	100	74	100	75
	93	73	90	75
	70	74	60	80
15-15°	100	74	100	75
	94	73	90	74
	70	73	60	79

W4 (975 RPM)

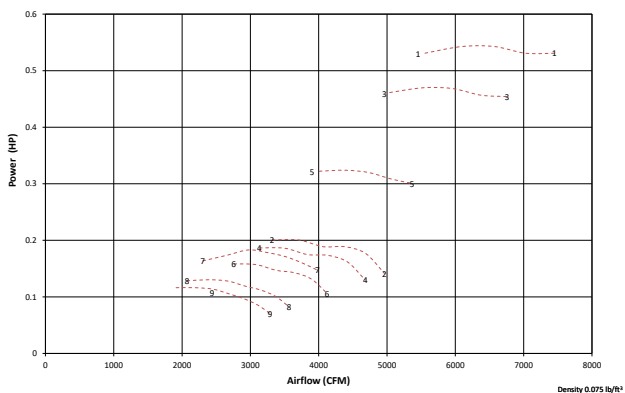
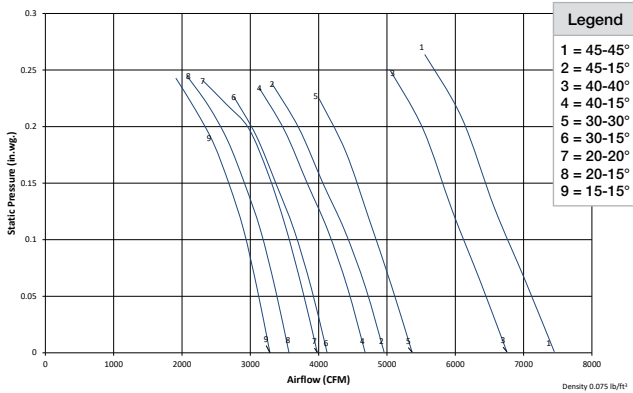


RA - 630 - 3 Series

W2 (750 RPM)



W4 (750 RPM)



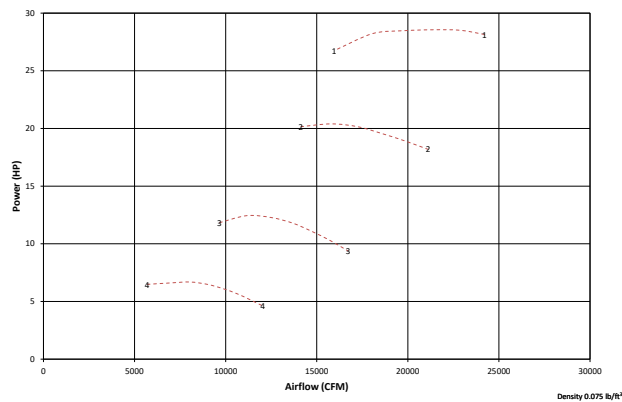
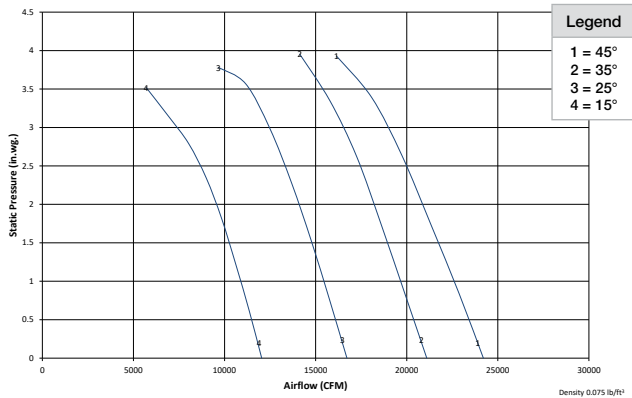
Performance shown is for installation type B: free inlet, ducted outlet. Performance ratings do not include the effects of appurtenances (accessories).

Sound power level ratings and A-weighted sound power ratings are shown in decibels, referred to 10⁻¹² watts, calculated per AMCA Standard 301. Values shown are for inlet LWi or inlet LWiA sound power levels for installation type B: free inlet, ducted outlet. The AMCA International Certified Ratings Seal for sound applies to LWA values only. dBA sound pressure values are weighted with 11.5 dB attenuation based on 5 feet from the fan in a hemispherical free field and are not licensed by AMCA International.

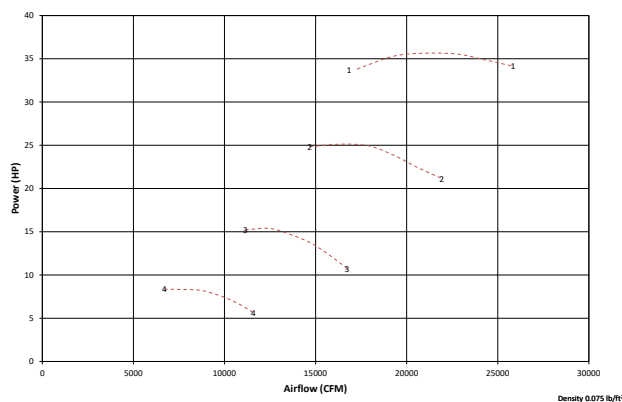
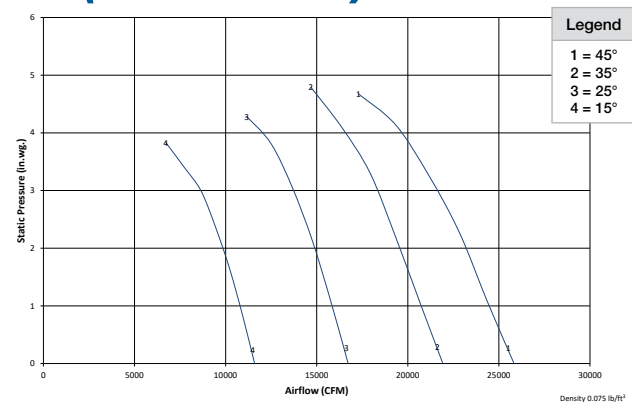
Sound Data

750 RPM	W2		W4	
Blade Pitch	% WOV	LwA	% WOV	LwA
45-45°	100	79	100	81
	80	77	89	81
	41	70	41	70
45-15°	100	77	100	78
	90	77	90	78
	41	70	61	78
40-40°	100	78	100	79
	90	77	90	79
	75	77	68	78
40-15°	100	70	100	71
	90	70	90	71
	60	72	60	73
30-30°	100	73	100	72
	80	74	90	73
	41	64	60	75
30-15°	100	68	100	70
	80	68	90	70
	50	73	60	74
20-20°	100	68	100	70
	80	69	90	70
	50	73	61	74
20-15°	100	68	100	69
	93	67	90	69
	70	68	60	73
15-15°	100	67	100	69
	94	67	90	68
	70	67	60	72

C1 (2900 RPM)



C2 (2900 RPM)



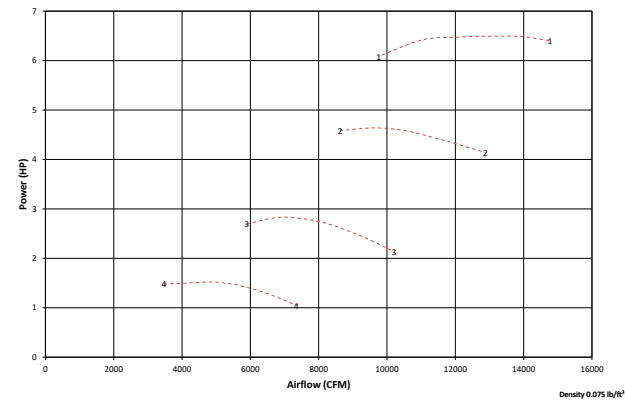
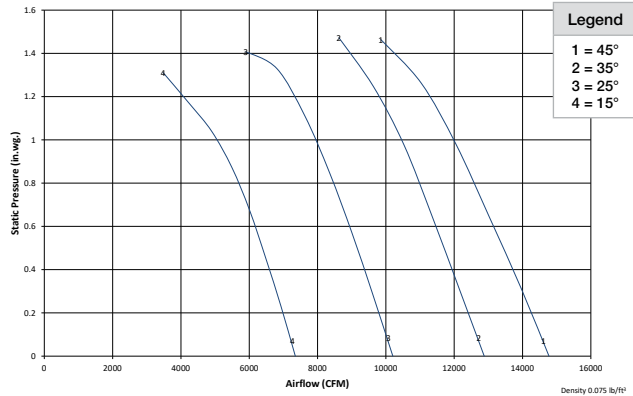
Performance shown is for installation type B: free inlet, ducted outlet. Performance ratings do not include the effects of appurtenances (accessories).

Sound power level ratings and A-weighted sound power ratings are shown in decibels, referred to 10⁻¹² watts, calculated per AMCA Standard 301. Values shown are for (inlet LWi or inlet LWiA) sound power levels for installation type B: free inlet, ducted outlet. The AMCA International Certified Ratings Seal for sound applies to LWA values only. dBA sound pressure values are weighted with 11.5 dB attenuation based on 5 feet from the fan in a hemispherical free field and are not licensed by AMCA International.

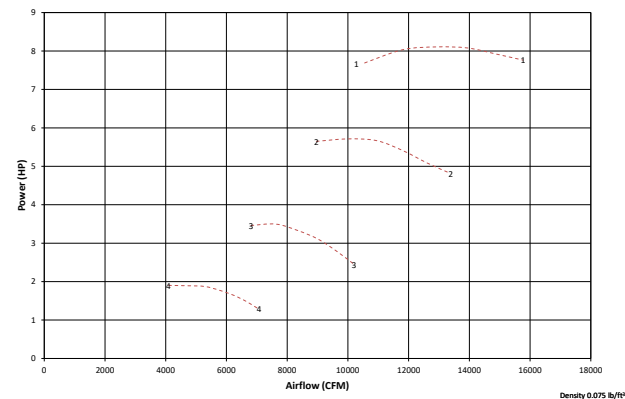
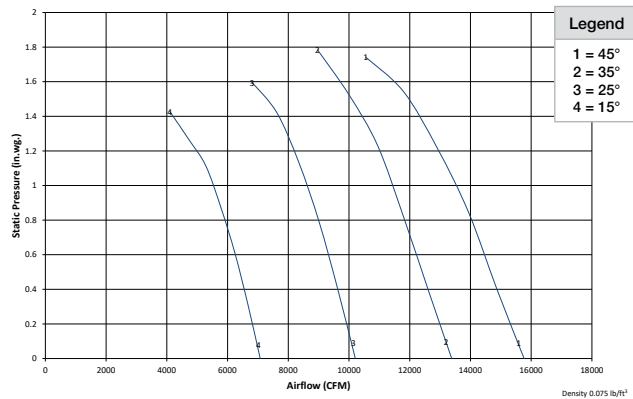
Sound Data

2900 RPM	C1		C2	
Blade Pitch	% WOV	LwA	% WOV	LwA
45°	100	109	100	109
	97	109	97	109
	77	109	68	109
35°	100	106	100	106
	93	106	98	105
	77	106	83	105
25°	100	102	100	103
	93	101	97	103
	74	100	82	101
15°	100	101	100	102
	90	99	96	102
	63	103	75	102

C1 (1770 RPM)



C2 (1770 RPM)



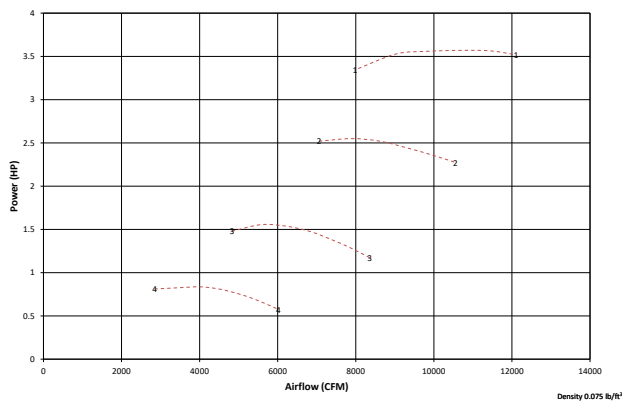
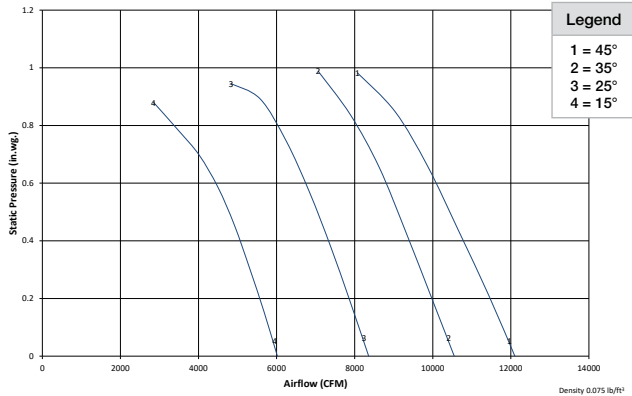
Performance shown is for installation type B: free inlet, ducted outlet. Performance ratings do not include the effects of appurtenances (accessories).

Sound power level ratings and A-weighted sound power ratings are shown in decibels, referred to 10⁻¹² watts, calculated per AMCA Standard 301. Values shown are for (inlet LWi or inlet LWiA) sound power levels for installation type B: free inlet, ducted outlet. The AMCA International Certified Ratings Seal for sound applies to LWA values only. dBA sound pressure values are weighted with 11.5 dB attenuation based on 5 feet from the fan in a hemispherical free field and are not licensed by AMCA International.

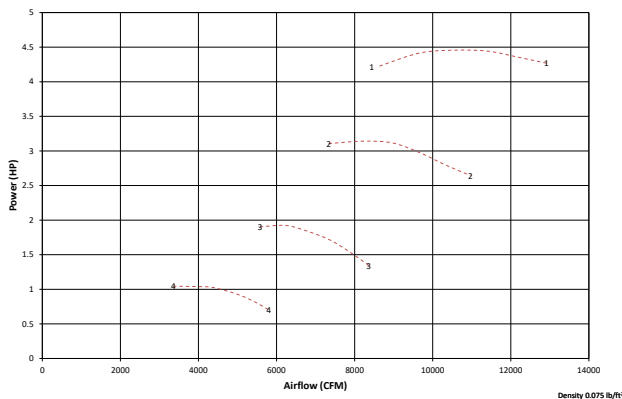
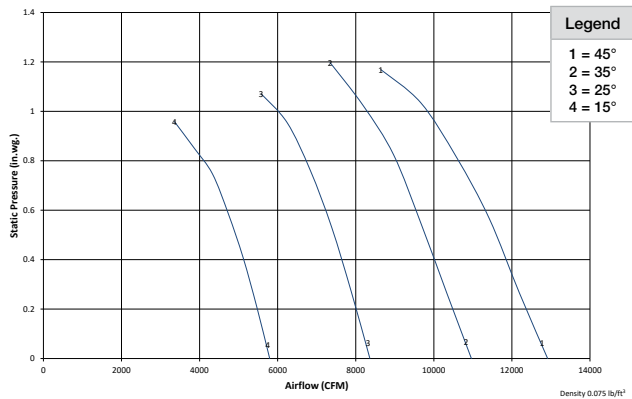
Sound Data

1770 RPM	C1		C2	
Blade Pitch	% WOV	LwA	% WOV	LwA
45°	100	97	100	97
	97	97	97	97
	77	96	68	97
35°	100	94	100	94
	93	93	98	93
	77	93	83	93
25°	100	90	100	91
	93	89	97	91
	74	88	82	89
15°	100	89	100	91
	90	87	96	90
	63	91	75	90

C1 (1450 RPM)



C2 (1450 RPM)



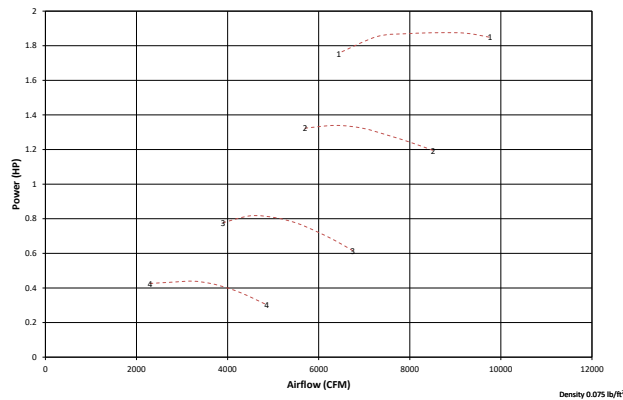
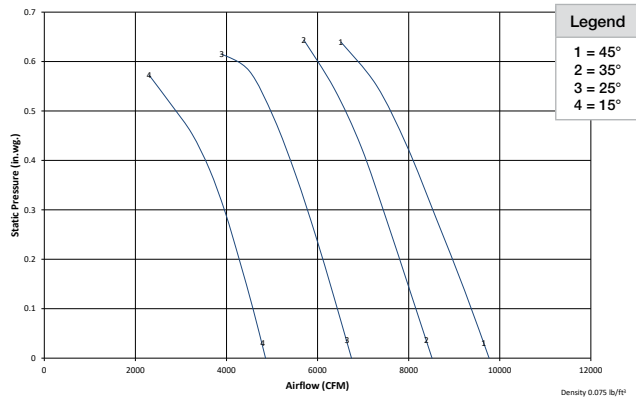
Performance shown is for installation type B: free inlet, ducted outlet. Performance ratings do not include the effects of appurtenances (accessories).

Sound power level ratings and A-weighted sound power ratings are shown in decibels, referred to 10⁻¹² watts, calculated per AMCA Standard 301. Values shown are for (inlet LWi or inlet LWiA) sound power levels for installation type B: free inlet, ducted outlet. The AMCA International Certified Ratings Seal for sound applies to LWA values only. dBA sound pressure values are weighted with 11.5 dB attenuation based on 5 feet from the fan in a hemispherical free field and are not licensed by AMCA International.

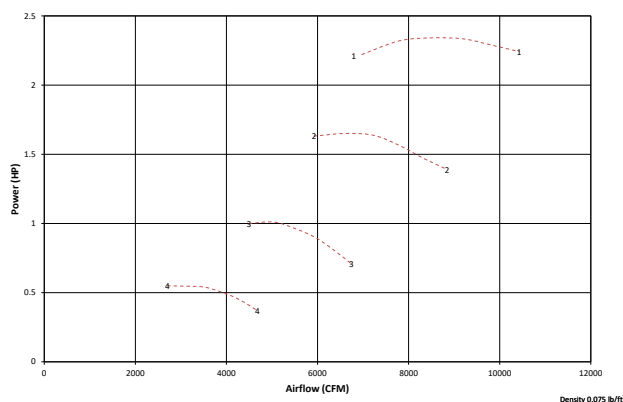
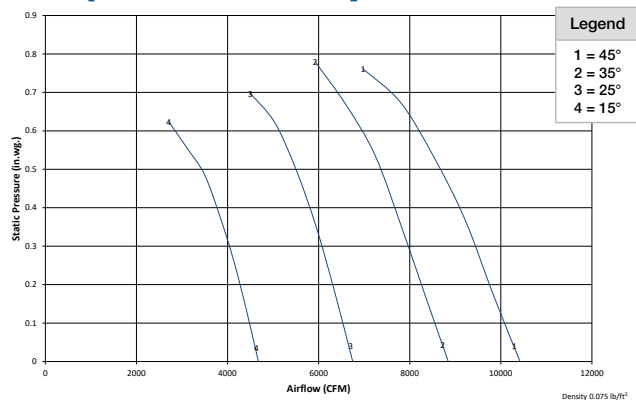
Sound Data

1450 RPM	C1		C2	
Blade Pitch	% WOV	LwA	% WOV	LwA
45°	100	92	100	92
	97	92	97	92
	77	91	68	92
35°	100	89	100	89
	93	89	98	89
	77	88	83	88
25°	100	85	100	86
	93	84	97	86
	74	84	82	84
15°	100	85	100	86
	90	83	96	86
	63	86	75	86

C1 (1170 RPM)



C2 (1170 RPM)



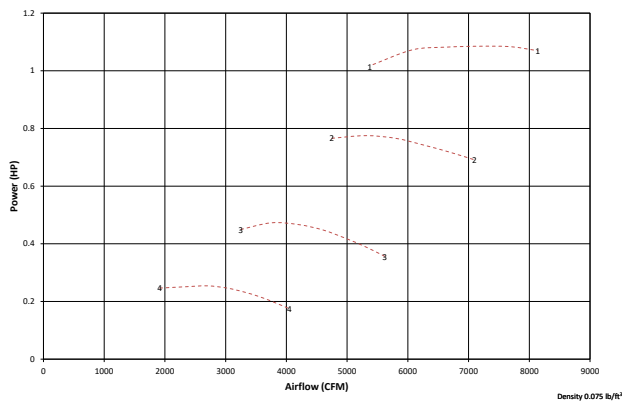
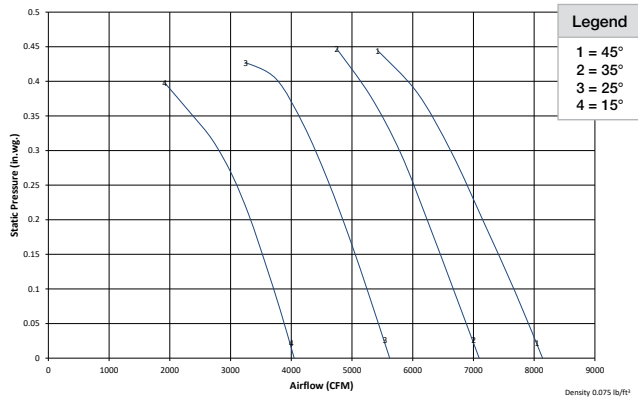
Performance shown is for installation type B: free inlet, ducted outlet. Performance ratings do not include the effects of appurtenances (accessories).

Sound power level ratings and A-weighted sound power ratings are shown in decibels, referred to 10⁻¹² watts, calculated per AMCA Standard 301. Values shown are for (inlet LWi or inlet LWiA) sound power levels for installation type B: free inlet, ducted outlet. The AMCA International Certified Ratings Seal for sound applies to LWA values only. dBA sound pressure values are weighted with 11.5 dB attenuation based on 5 feet from the fan in a hemispherical free field and are not licensed by AMCA International.

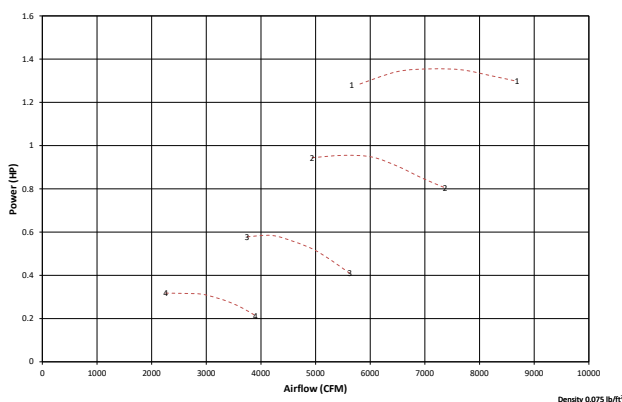
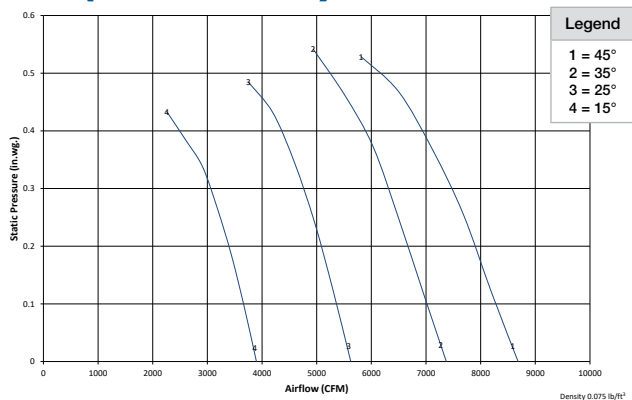
Sound Data

1170 RPM	C1		C2	
Blade Pitch	% WOV	LwA	% WOV	LwA
45°	100	87	100	87
	97	86	97	87
	77	86	68	86
35°	100	83	100	83
	93	83	98	83
	77	83	83	83
25°	100	79	100	81
	93	79	97	81
	74	78	82	78
15°	100	79	100	81
	90	77	96	80
	63	81	75	80

C1 (975 RPM)



C2 (975 RPM)



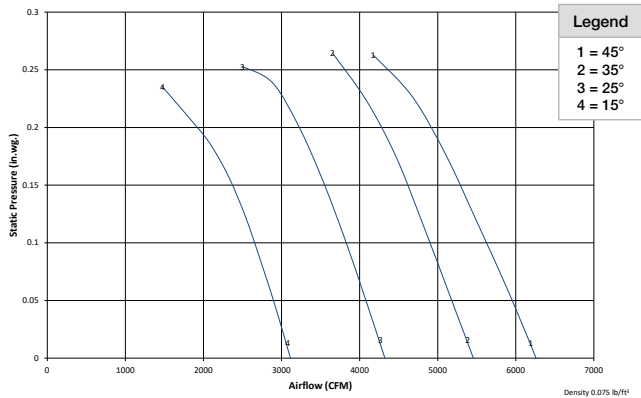
Performance shown is for installation type B: free inlet, ducted outlet. Performance ratings do not include the effects of appurtenances (accessories).

Sound power level ratings and A-weighted sound power ratings are shown in decibels, referred to 10⁻¹² watts, calculated per AMCA Standard 301. Values shown are for (inlet LWi or inlet LWiA) sound power levels for installation type B: free inlet, ducted outlet. The AMCA International Certified Ratings Seal for sound applies to LWA values only. dBA sound pressure values are weighted with 11.5 dB attenuation based on 5 feet from the fan in a hemispherical free field and are not licensed by AMCA International.

Sound Data

975 RPM	C1		C2	
Blade Pitch	% WOV	LwA	% WOV	LwA
45°	100	82	100	82
	97	82	97	82
	77	81	68	82
35°	100	78	100	79
	93	78	98	78
	77	79	83	78
25°	100	75	100	76
	93	74	97	76
	74	74	82	74
15°	100	75	100	76
	90	73	96	76
	63	76	75	75

C1 (750 RPM)



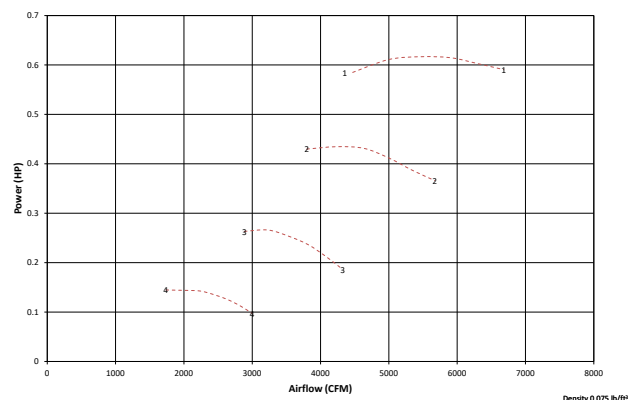
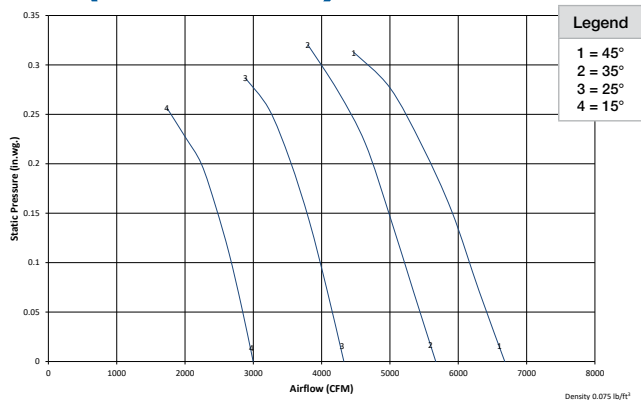
Performance shown is for installation type B: free inlet, ducted outlet. Performance ratings do not include the effects of appurtenances (accessories).

Sound power level ratings and A-weighted sound power ratings are shown in decibels, referred to 10⁻¹² watts, calculated per AMCA Standard 301. Values shown are for (inlet LWi or inlet LWiA) sound power levels for installation type B: free inlet, ducted outlet. The AMCA International Certified Ratings Seal for sound applies to LWA values only. dBA sound pressure values are weighted with 11.5 dB attenuation based on 5 feet from the fan in a hemispherical free field and are not licensed by AMCA International.

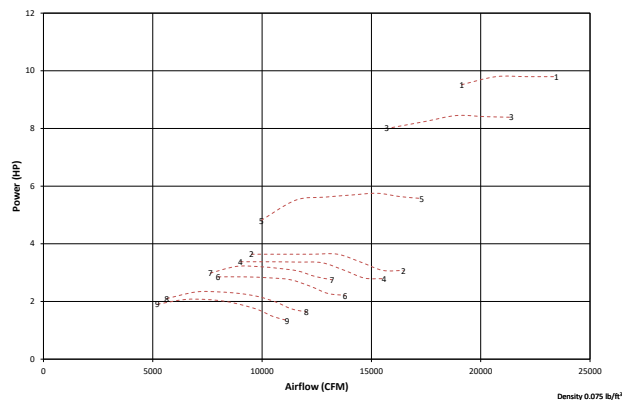
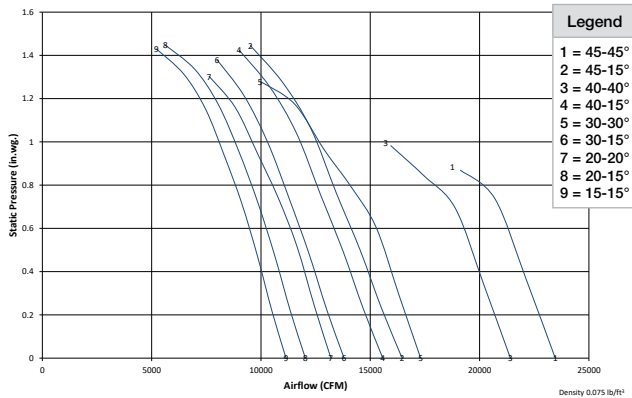
Sound Data

750 RPM	C1		C2	
Blade Pitch	% WOV	LwA	% WOV	LwA
45°	100	75	100	75
	97	75	97	75
	77	75	68	75
35°	100	72	100	72
	93	72	98	72
	77	72	83	71
25°	100	68	100	70
	93	67	97	70
	74	67	82	67
15°	100	68	100	70
	90	67	96	69
	63	69	75	69

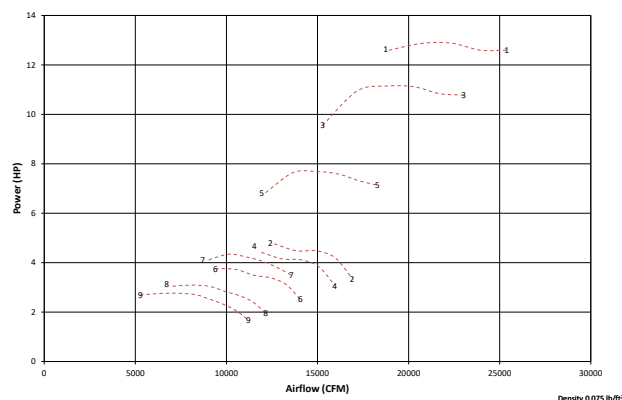
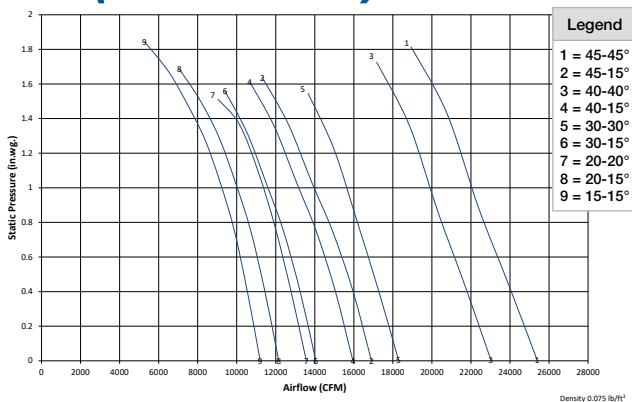
C2 (750 RPM)



W2 (1770 RPM)



W4 (1770 RPM)



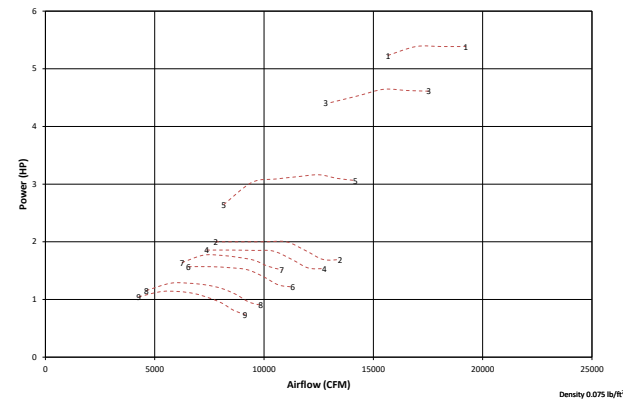
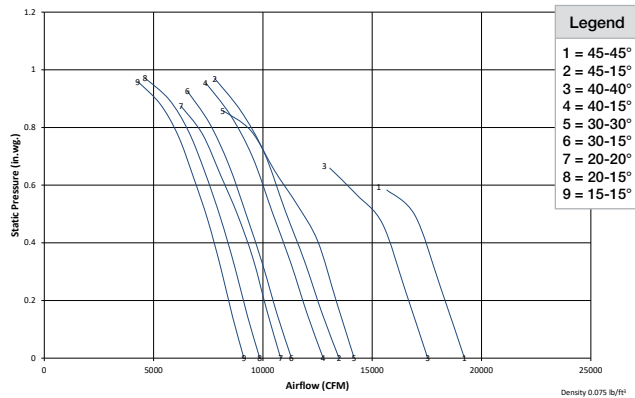
Performance shown is for installation type B: free inlet, ducted outlet. Performance ratings do not include the effects of appurtenances (accessories).

Sound power level ratings and A-weighted sound power ratings are shown in decibels, referred to 10⁻¹² watts, calculated per AMCA Standard 301. Values shown are for (inlet LWi or inlet LWiA) sound power levels for installation type B: free inlet, ducted outlet. The AMCA International Certified Ratings Seal for sound applies to LWA values only. dBA sound pressure values are weighted with 11.5 dB attenuation based on 5 feet from the fan in a hemispherical free field and are not licensed by AMCA International.

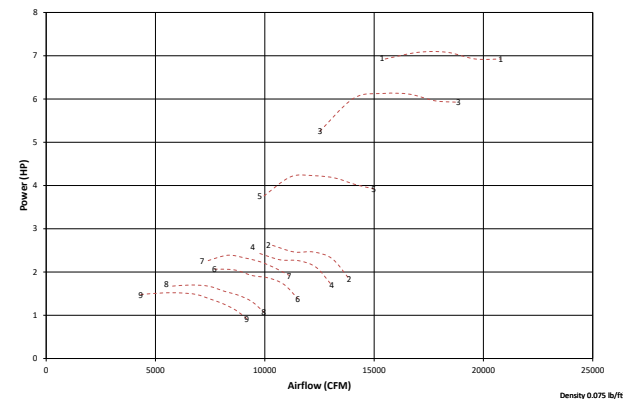
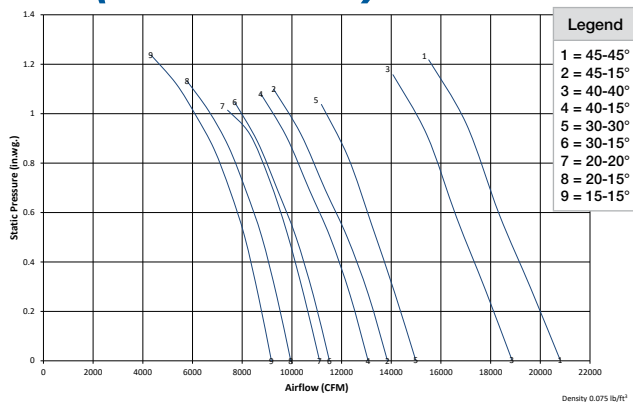
Sound Data

1770 RPM	W2		W4	
Blade Pitch	% WOV	LwA	% WOV	LwA
45-45°	100	99	100	100
	91	99	95	100
	76	100	81	100
45-15°	100	98	100	100
	94	98	95	100
	82	97	81	100
40-40°	100	98	100	100
	95	98	95	100
	84	98	81	100
40-15°	100	92	100	95
	95	92	95	94
	85	90	84	94
30-30°	100	95	100	96
	94	95	95	97
	80	94	82	97
30-15°	100	91	100	93
	92	91	95	93
	80	91	81	92
20-20°	100	90	100	92
	93	90	96	92
	79	90	79	92
20-15°	100	90	100	92
	95	89	95	92
	79	88	82	91
15-15°	100	89	100	91
	95	89	97	91
	84	88	80	90

W2 (1450 RPM)



W4 (1450 RPM)



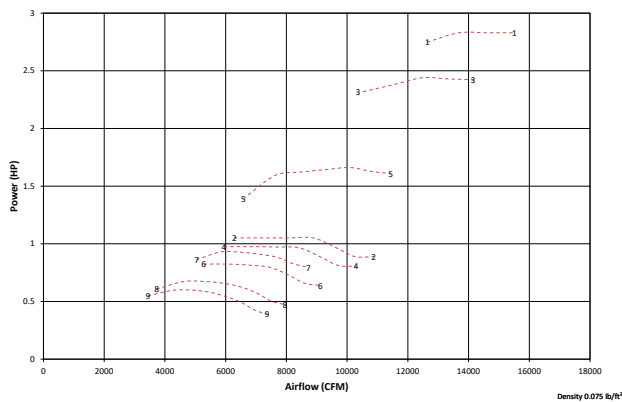
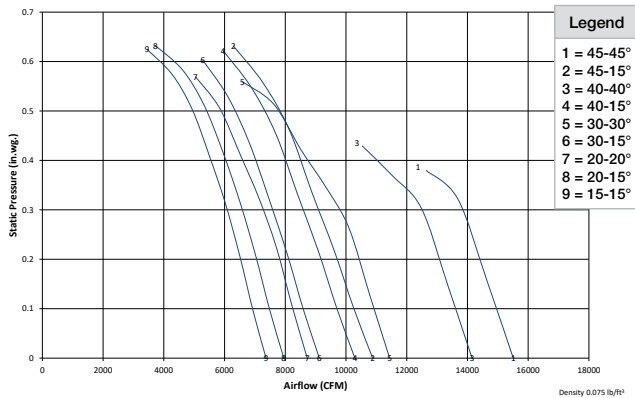
Performance shown is for installation type B: free inlet, ducted outlet. Performance ratings do not include the effects of appurtenances (accessories).

Sound power level ratings and A-weighted sound power ratings are shown in decibels, referred to 10⁻¹² watts, calculated per AMCA Standard 301. Values shown are for (inlet LWi or inlet LWiA) sound power levels for installation type B: free inlet, ducted outlet. The AMCA International Certified Ratings Seal for sound applies to LWA values only. dBA sound pressure values are weighted with 11.5 dB attenuation based on 5 feet from the fan in a hemispherical free field and are not licensed by AMCA International.

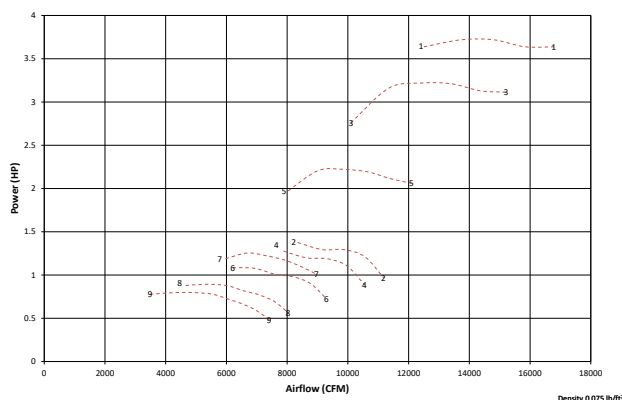
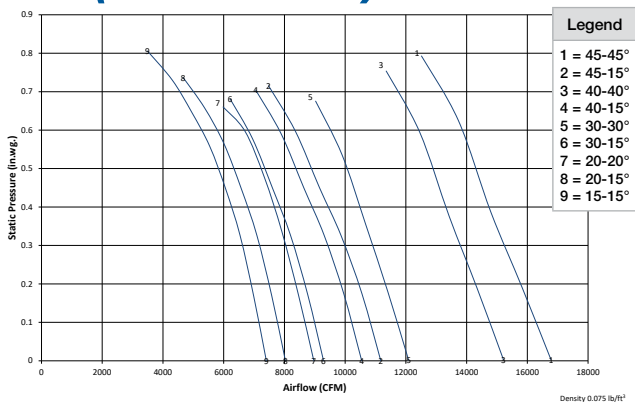
Sound Data

1450 RPM	W2		W4	
Blade Pitch	% WOV	LwA	% WOV	LwA
45-45°	100	95	100	96
	91	95	95	96
	76	95	81	95
45-15°	100	94	100	96
	94	94	95	96
	82	93	81	95
40-40°	100	94	100	96
	95	93	95	95
	84	94	81	95
40-15°	100	87	100	90
	95	87	95	89
	85	86	84	89
30-30°	100	90	100	91
	94	91	95	92
	80	90	82	92
30-15°	100	87	100	88
	92	87	95	88
	80	86	81	87
20-20°	100	86	100	87
	93	86	96	88
	79	86	79	87
20-15°	100	85	100	88
	95	85	95	88
	79	84	82	87
15-15°	100	84	100	86
	95	84	97	86
	84	83	80	85

W2 (1170 RPM)



W4 (1170 RPM)



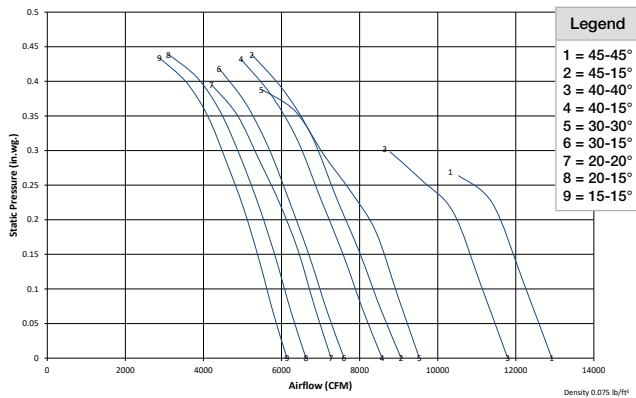
Performance shown is for installation type B: free inlet, ducted outlet. Performance ratings do not include the effects of appurtenances (accessories).

Sound power level ratings and A-weighted sound power ratings are shown in decibels, referred to 10⁻¹² watts, calculated per AMCA Standard 301. Values shown are for (inlet LWi or inlet LWiA) sound power levels for installation type B: free inlet, ducted outlet. The AMCA International Certified Ratings Seal for sound applies to LWA values only. dBA sound pressure values are weighted with 11.5 dB attenuation based on 5 feet from the fan in a hemispherical free field and are not licensed by AMCA International.

Sound Data

1170 RPM	W2		W4	
Blade Pitch	% WOV	LwA	% WOV	LwA
45-45°	100	90	100	91
	91	90	95	91
	76	89	81	91
45-15°	100	89	100	91
	94	89	95	91
	82	88	81	91
40-40°	100	89	100	91
	95	89	95	91
	84	89	81	91
40-15°	100	82	100	85
	95	82	95	84
	85	81	84	84
30-30°	100	86	100	87
	94	86	95	87
	80	86	82	88
30-15°	98	82	100	83
	92	82	95	83
	80	82	81	83
20-20°	100	81	100	83
	93	81	96	83
	79	81	79	82
20-15°	100	80	100	83
	95	80	95	83
	79	79	82	82
15-15°	98	79	100	82
	95	79	97	81
	84	78	80	81

W2 (975 RPM)



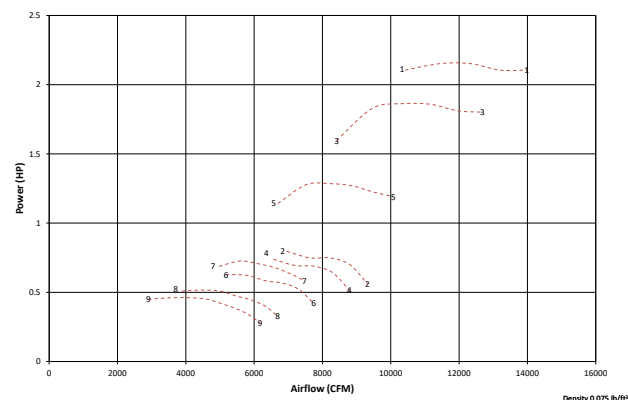
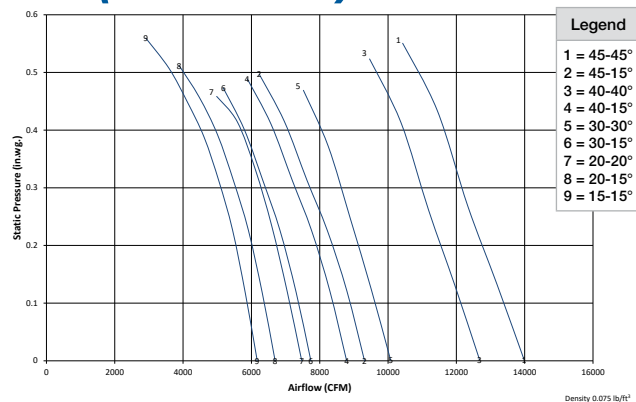
Performance shown is for installation type B: free inlet, ducted outlet. Performance ratings do not include the effects of appurtenances (accessories).

Sound power level ratings and A-weighted sound power ratings are shown in decibels, referred to 10⁻¹² watts, calculated per AMCA Standard 301. Values shown are for (inlet LWi or inlet LWiA) sound power levels for installation type B: free inlet, ducted outlet. The AMCA International Certified Ratings Seal for sound applies to LWA values only. dBA sound pressure values are weighted with 11.5 dB attenuation based on 5 feet from the fan in a hemispherical free field and are not licensed by AMCA International.

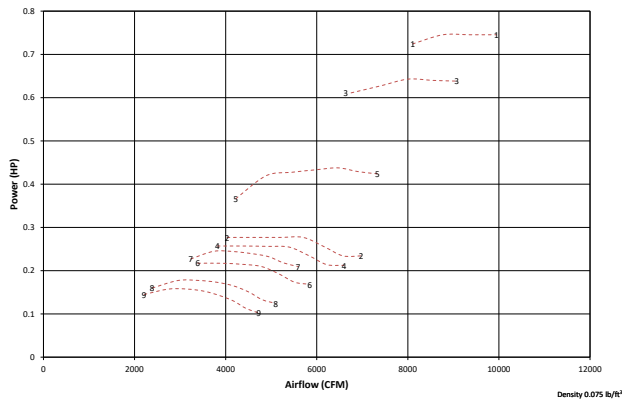
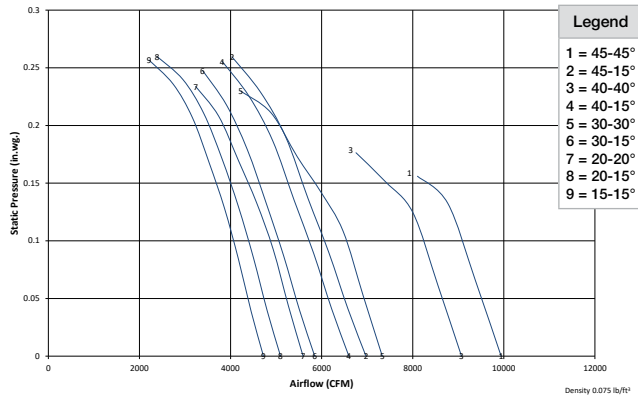
Sound Data

975 RPM	W2		W4	
Blade Pitch	% WOV	LwA	% WOV	LwA
45-45°	100	86	100	87
	91	86	95	87
	76	85	81	87
45-15°	100	85	100	87
	94	85	95	87
	82	84	81	87
40-40°	100	85	100	87
	95	85	95	87
	84	85	81	87
40-15°	100	78	100	81
	95	78	95	80
	85	77	84	80
30-30°	100	82	100	83
	94	82	95	83
	80	82	82	84
30-15°	98	78	100	79
	92	78	95	79
	80	78	81	79
20-20°	100	77	100	79
	93	77	96	79
	79	77	79	78
20-15°	100	76	100	79
	95	75	95	79
	79	75	82	78
15-15°	98	75	100	77
	95	75	97	77
	84	74	80	77

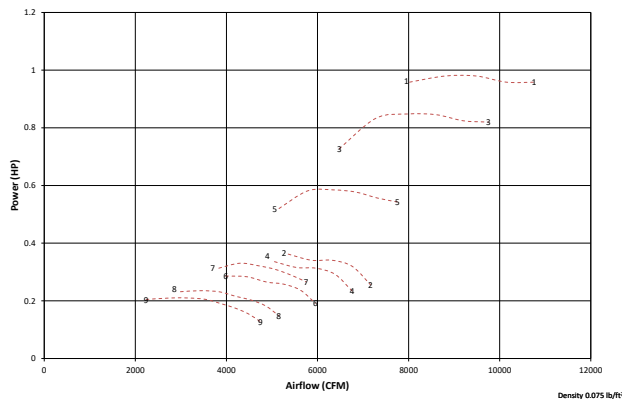
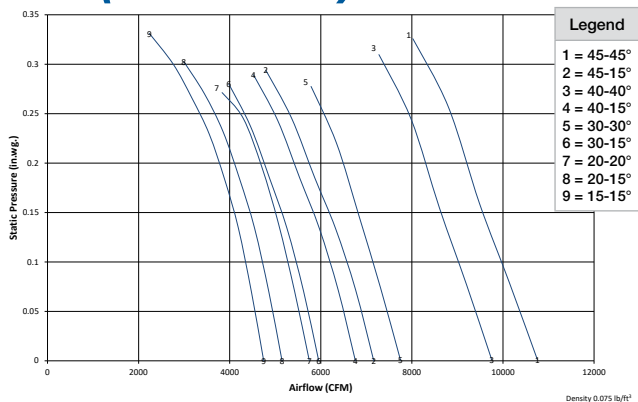
W4 (975 RPM)



W2 (750 RPM)



W4 (750 RPM)



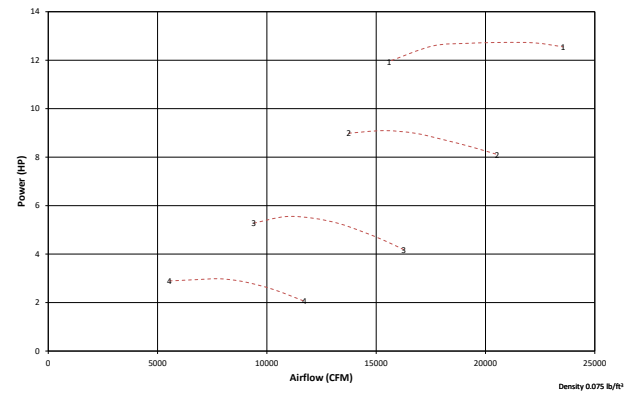
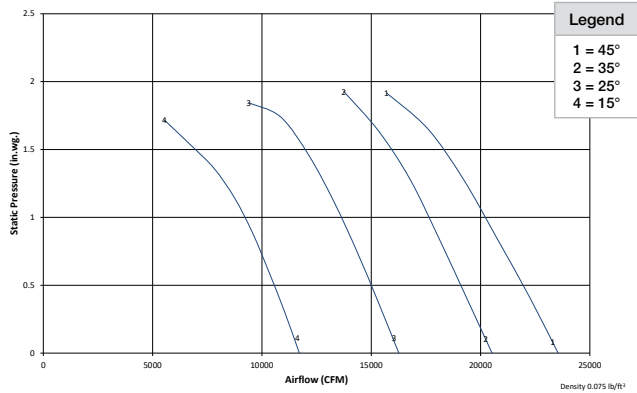
Performance shown is for installation type B: free inlet, ducted outlet. Performance ratings do not include the effects of appurtenances (accessories).

Sound power level ratings and A-weighted sound power ratings are shown in decibels, referred to 10⁻¹² watts, calculated per AMCA Standard 301. Values shown are for (inlet LWi or inlet LWiA) sound power levels for installation type B: free inlet, ducted outlet. The AMCA International Certified Ratings Seal for sound applies to LWA values only. dBA sound pressure values are weighted with 11.5 dB attenuation based on 5 feet from the fan in a hemispherical free field and are not licensed by AMCA International.

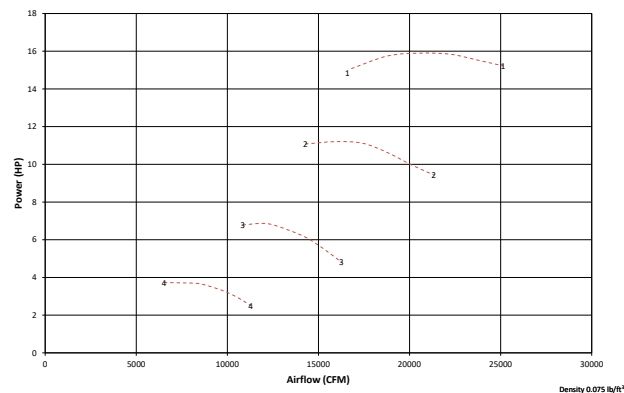
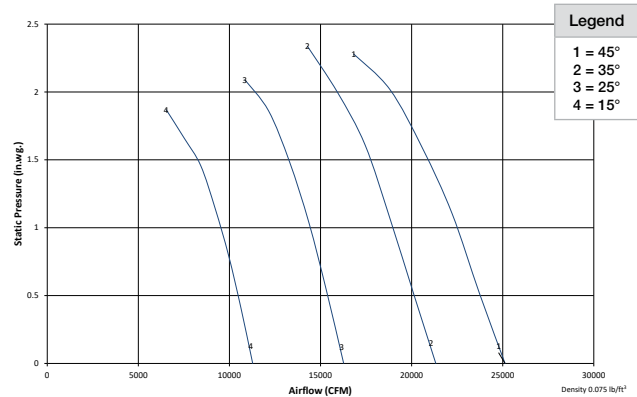
Sound Data

750 RPM	W2		W4	
Blade Pitch	% WOV	LwA	% WOV	LwA
45-45°	100	81	100	81
	91	80	95	81
	76	78	81	81
45-15°	100	79	100	81
	94	79	95	81
	82	79	81	81
40-40°	100	79	100	81
	95	79	95	81
	84	80	81	81
40-15°	100	72	100	75
	95	72	95	74
	85	72	84	74
30-30°	100	76	100	77
	94	76	95	77
	80	76	82	78
30-15°	98	72	100	73
	92	72	95	73
	80	72	81	73
20-20°	100	71	100	73
	93	72	96	73
	79	72	79	73
20-15°	100	70	100	73
	95	69	95	73
	79	69	82	72
15-15°	98	69	100	71
	95	69	97	71
	84	68	80	71

C1 (1770 RPM)



C2 (1770 RPM)



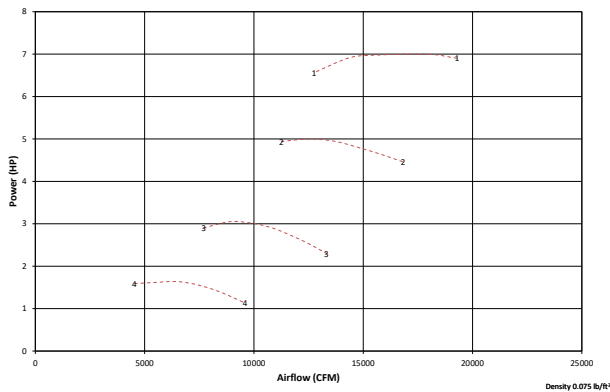
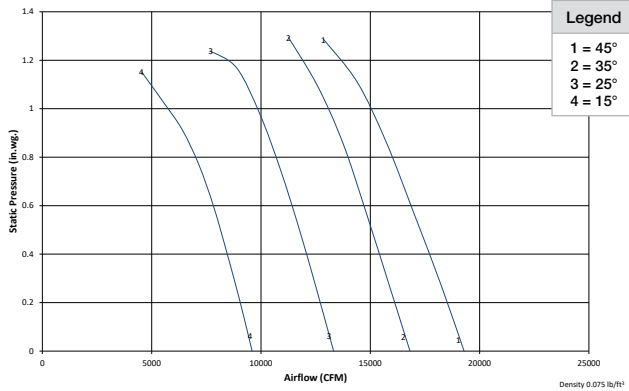
Performance shown is for installation type B: free inlet, ducted outlet. Performance ratings do not include the effects of appurtenances (accessories).

Sound power level ratings and A-weighted sound power ratings are shown in decibels, referred to 10⁻¹² watts, calculated per AMCA Standard 301. Values shown are for (inlet LWi or inlet LWiA) sound power levels for installation type B: free inlet, ducted outlet. The AMCA International Certified Ratings Seal for sound applies to LWA values only. dBA sound pressure values are weighted with 11.5 dB attenuation based on 5 feet from the fan in a hemispherical free field and are not licensed by AMCA International.

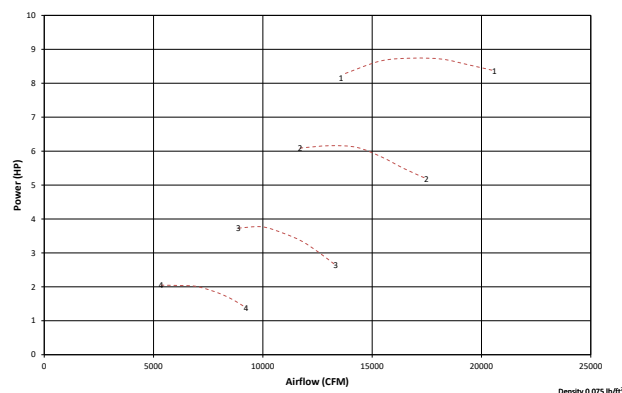
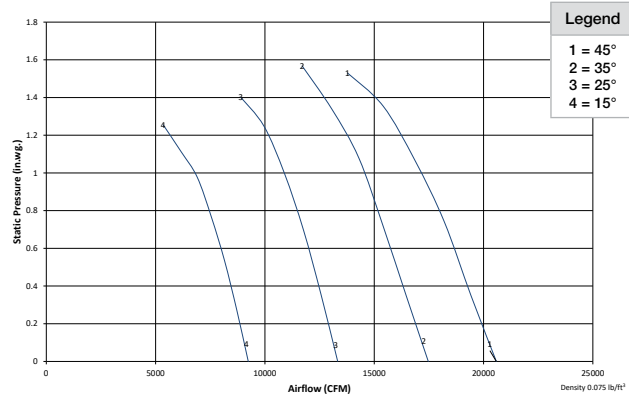
Sound Data

1770 RPM	C1		C2	
Blade Pitch	% WOV	LwA	% WOV	LwA
45°	100	99	100	101
	90	99	90	101
	70	99	75	100
35°	100	96	100	98
	90	95	90	97
	70	96	70	97
25°	100	93	100	96
	90	93	90	95
	70	98	73	99
15°	100	91	100	94
	90	90	90	93
	70	99	76	101

C1 (1450 RPM)



C2 (1450 RPM)



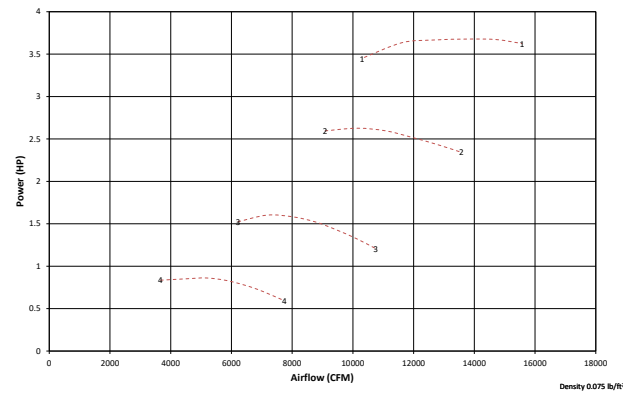
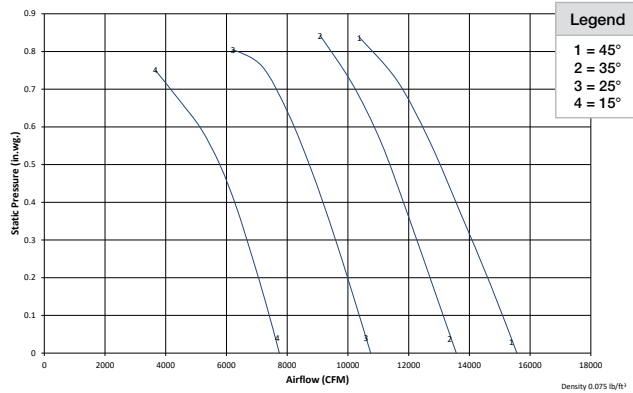
Performance shown is for installation type B: free inlet, ducted outlet. Performance ratings do not include the effects of appurtenances (accessories).

Sound power level ratings and A-weighted sound power ratings are shown in decibels, referred to 10⁻¹² watts, calculated per AMCA Standard 301. Values shown are for (inlet LWi or inlet LWiA) sound power levels for installation type B: free inlet, ducted outlet. The AMCA International Certified Ratings Seal for sound applies to LWA values only. dBA sound pressure values are weighted with 11.5 dB attenuation based on 5 feet from the fan in a hemispherical free field and are not licensed by AMCA International.

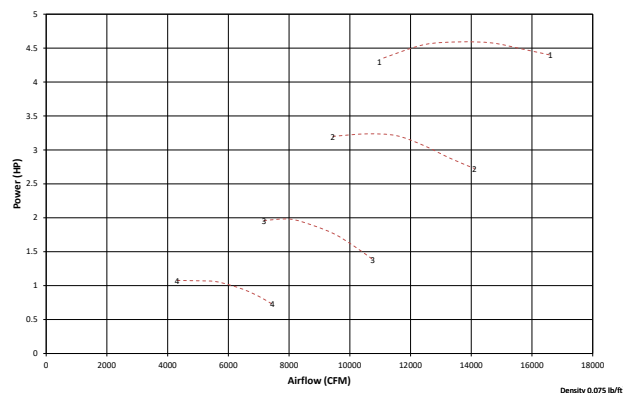
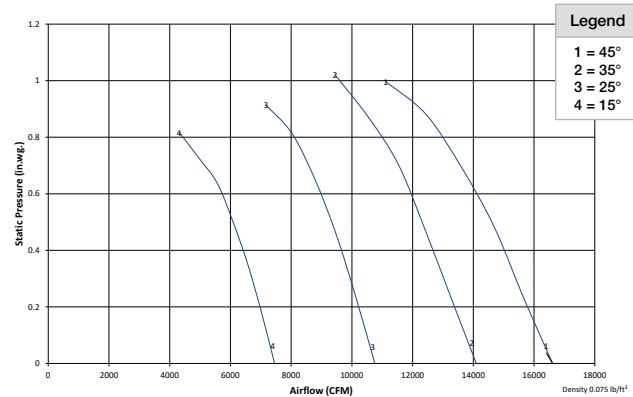
Sound Data

1450 RPM	C1		C2	
Blade Pitch	% WOV	LwA	% WOV	LwA
45°	100	94	100	96
	90	94	90	96
	70	94	75	95
35°	100	91	100	92
	90	90	90	92
	70	91	70	92
25°	100	88	100	91
	90	88	90	90
	70	92	73	93
15°	100	86	100	89
	90	85	90	88
	70	94	76	95

C1 (1170 RPM)



C2 (1170 RPM)



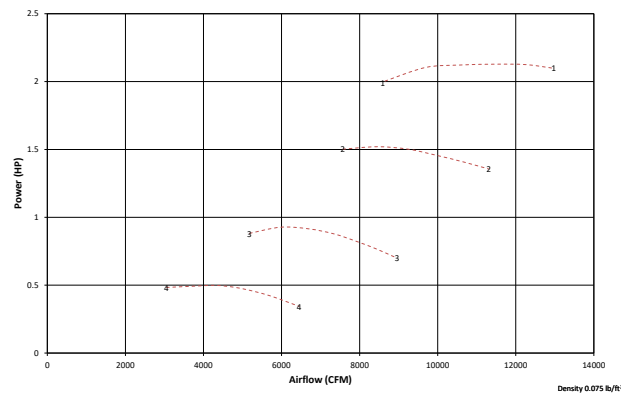
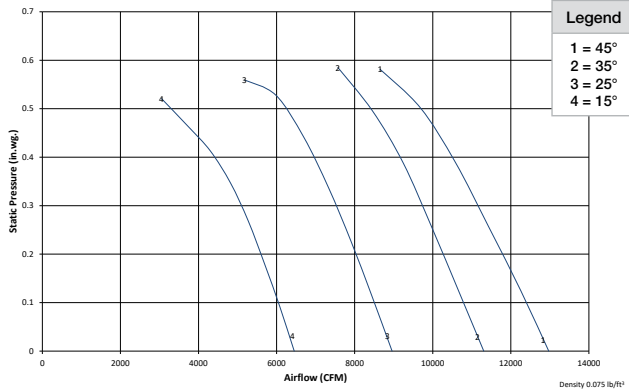
Performance shown is for installation type B: free inlet, ducted outlet. Performance ratings do not include the effects of appurtenances (accessories).

Sound power level ratings and A-weighted sound power ratings are shown in decibels, referred to 10⁻¹² watts, calculated per AMCA Standard 301. Values shown are for (inlet LWi or inlet LWiA) sound power levels for installation type B: free inlet, ducted outlet. The AMCA International Certified Ratings Seal for sound applies to LWA values only. dBA sound pressure values are weighted with 11.5 dB attenuation based on 5 feet from the fan in a hemispherical free field and are not licensed by AMCA International.

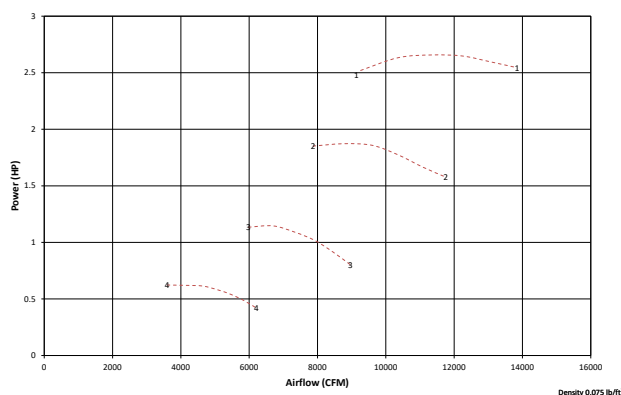
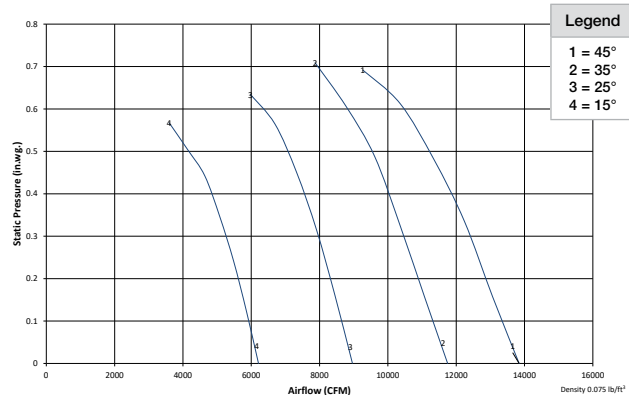
Sound Data

1170 RPM	C1		C2	
Blade Pitch	% WOV	LwA	% WOV	LwA
45°	100	88	100	89
	90	88	90	89
	74	87	76	88
35°	100	85	100	87
	80	85	90	86
	68	86	71	86
25°	100	84	100	85
	85	84	90	85
	71	85	75	86
15°	100	83	100	84
	90	82	91	84
	74	85	80	87

C1 (975 RPM)



C2 (975 RPM)



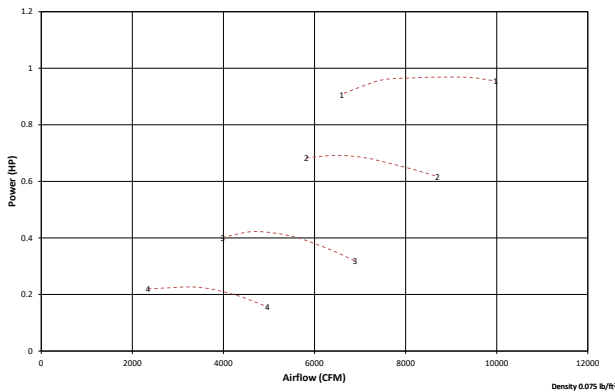
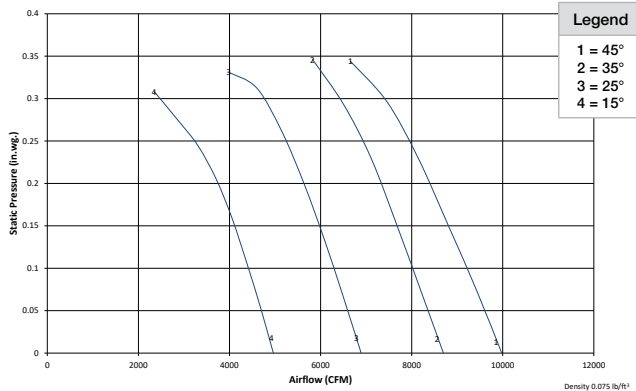
Performance shown is for installation type B: free inlet, ducted outlet. Performance ratings do not include the effects of appurtenances (accessories).

Sound power level ratings and A-weighted sound power ratings are shown in decibels, referred to 10⁻¹² watts, calculated per AMCA Standard 301. Values shown are for (inlet LWi or inlet LWiA) sound power levels for installation type B: free inlet, ducted outlet. The AMCA International Certified Ratings Seal for sound applies to LWA values only. dBA sound pressure values are weighted with 11.5 dB attenuation based on 5 feet from the fan in a hemispherical free field and are not licensed by AMCA International.

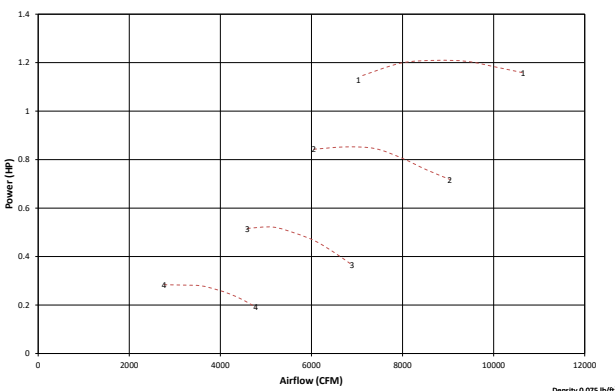
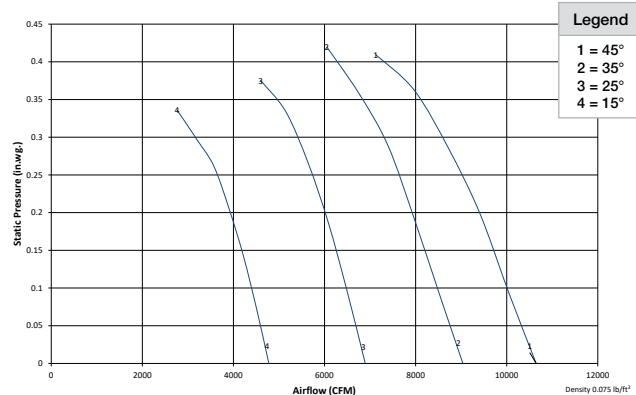
Sound Data

975 RPM	C1		C2	
Blade Pitch	% WOV	LwA	% WOV	LwA
45°	100	84	100	85
	90	84	90	85
	74	83	76	84
35°	100	80	100	82
	80	81	90	81
	68	82	71	82
25°	100	79	100	81
	85	79	90	80
	71	81	75	82
15°	100	79	100	79
	90	78	91	79
	74	81	80	82

C1 (750 RPM)



C2 (750 RPM)



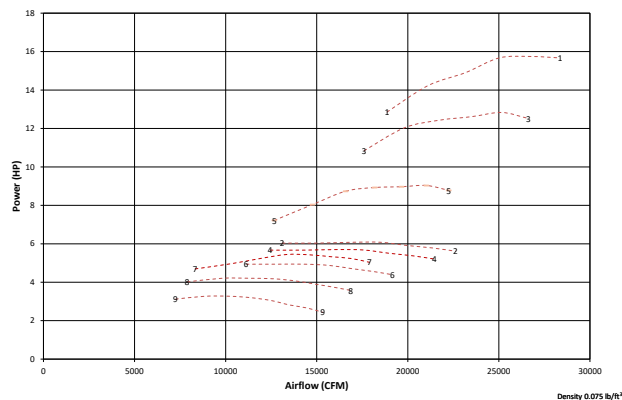
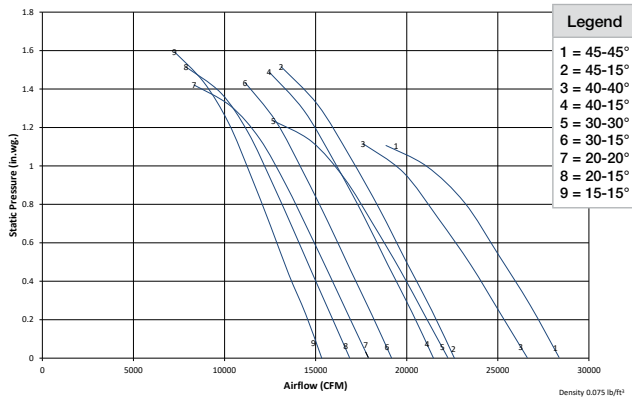
Performance shown is for installation type B: free inlet, ducted outlet. Performance ratings do not include the effects of appurtenances (accessories).

Sound power level ratings and A-weighted sound power ratings are shown in decibels, referred to 10⁻¹² watts, calculated per AMCA Standard 301. Values shown are for (inlet LWi or inlet LWiA) sound power levels for installation type B: free inlet, ducted outlet. The AMCA International Certified Ratings Seal for sound applies to LWA values only. dBA sound pressure values are weighted with 11.5 dB attenuation based on 5 feet from the fan in a hemispherical free field and are not licensed by AMCA International.

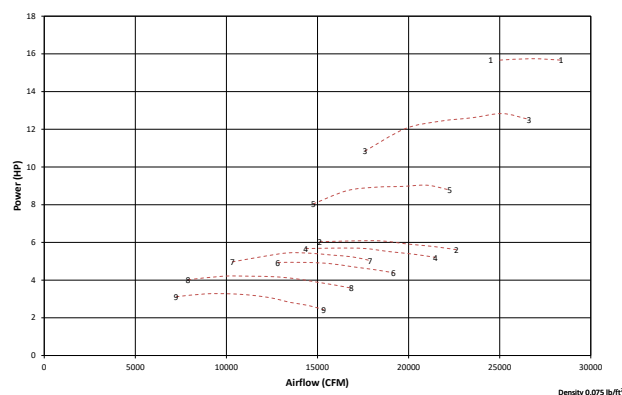
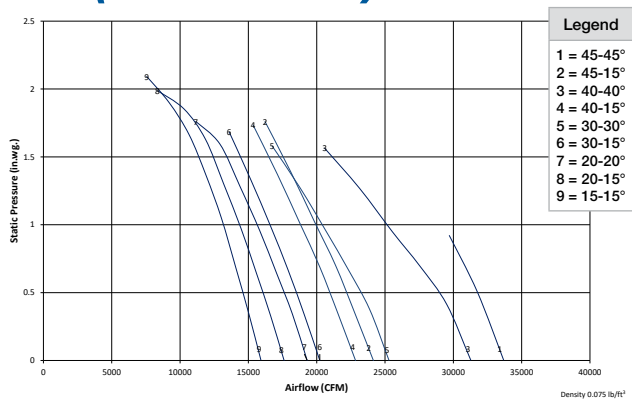
Sound Data

750 RPM	C1		C2	
Blade Pitch	% WOV	LwA	% WOV	LwA
45°	100	77	100	78
	90	77	90	78
	74	77	76	77
35°	100	74	100	75
	80	74	90	74
	68	75	71	75
25°	100	73	100	74
	85	73	90	73
	71	74	75	75
15°	100	72	100	72
	90	71	91	72
	74	73	80	75

W2 (1770 RPM)



W4 (1770 RPM)



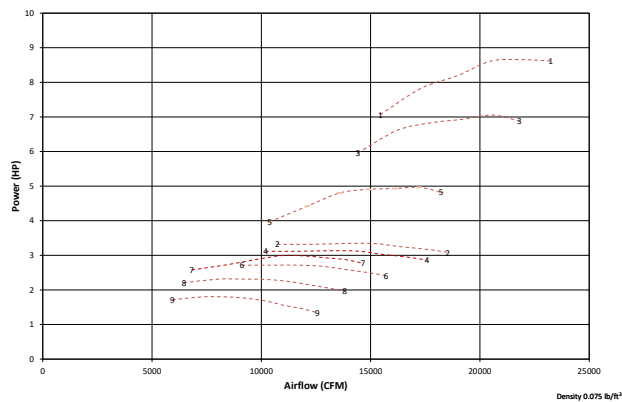
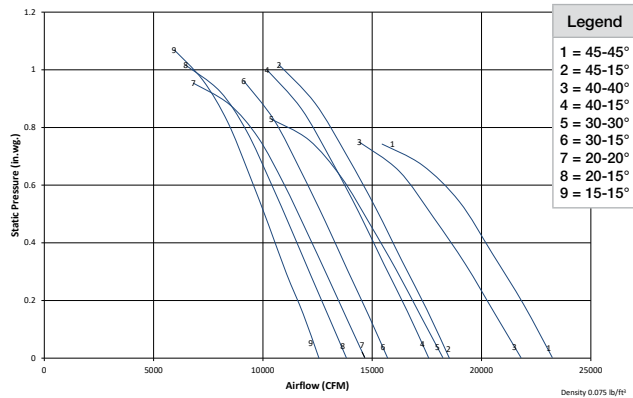
Performance shown is for installation type B: free inlet, ducted outlet. Performance ratings do not include the effects of appurtenances (accessories).

Sound power level ratings and A-weighted sound power ratings are shown in decibels, referred to 10⁻¹² watts, calculated per AMCA Standard 301. Values shown are for (inlet LWi or inlet LWiA) sound power levels for installation type B: free inlet, ducted outlet. The AMCA International Certified Ratings Seal for sound applies to LWA values only. dBA sound pressure values are weighted with 11.5 dB attenuation based on 5 feet from the fan in a hemispherical free field and are not licensed by AMCA International.

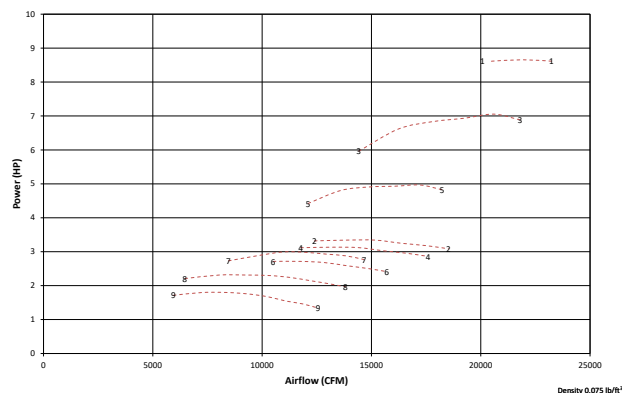
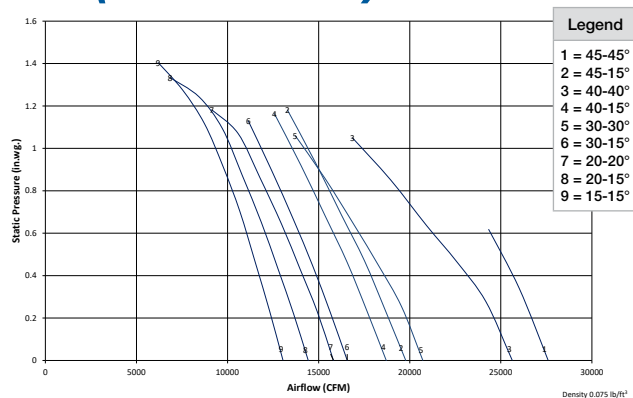
Sound Data

1770 RPM	W2		W4	
Blade Pitch	% WOV	LwA	% WOV	LwA
45-45°	100	103	100	103
	90	103	91	102
	71	106	75	104
45-15°	100	101	100	102
	89	101	90	102
	77	99	81	102
40-40°	100	101	100	101
	89	101	90	101
	70	104	74	103
40-15°	100	99	100	101
	88	99	90	101
	75	99	79	101
30-30°	100	98	100	99
	85	98	90	99
	68	101	73	102
30-15°	100	97	100	99
	85	97	90	99
	71	98	76	101
20-20°	100	95	100	96
	82	95	90	97
	66	99	71	101
20-15°	100	95	100	96
	82	95	90	97
	67	98	72	101
15-15°	100	93	100	95
	80	94	90	96
	65	98	70	101

W2 (1450 RPM)



W4 (1450 RPM)



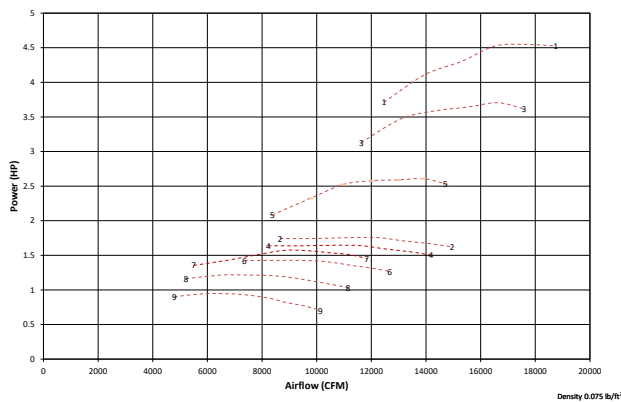
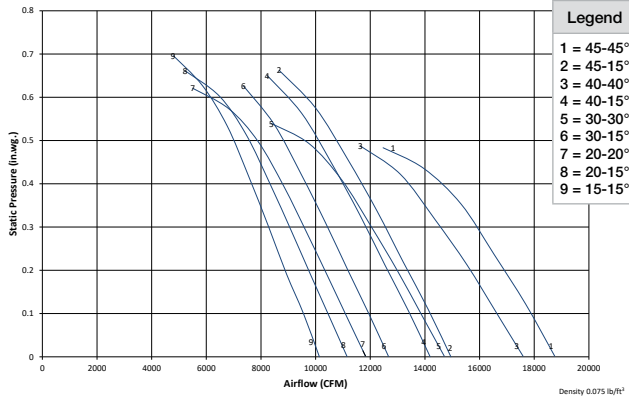
Performance shown is for installation type B: free inlet, ducted outlet. Performance ratings do not include the effects of appurtenances (accessories).

Sound power level ratings and A-weighted sound power ratings are shown in decibels, referred to 10⁻¹² watts, calculated per AMCA Standard 301. Values shown are for inlet LWi or inlet LWiA sound power levels for installation type B: free inlet, ducted outlet. The AMCA International Certified Ratings Seal for sound applies to LWA values only. dBA sound pressure values are weighted with 11.5 dB attenuation based on 5 feet from the fan in a hemispherical free field and are not licensed by AMCA International.

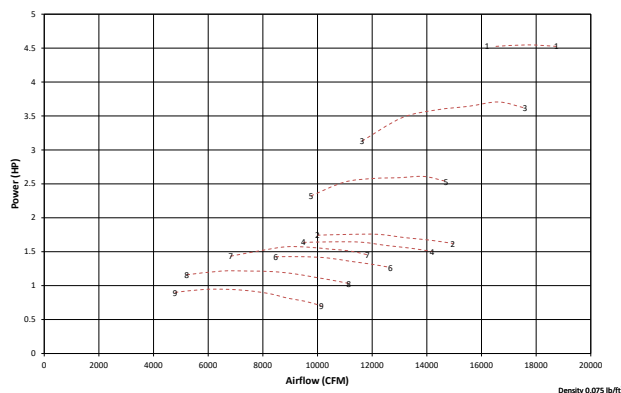
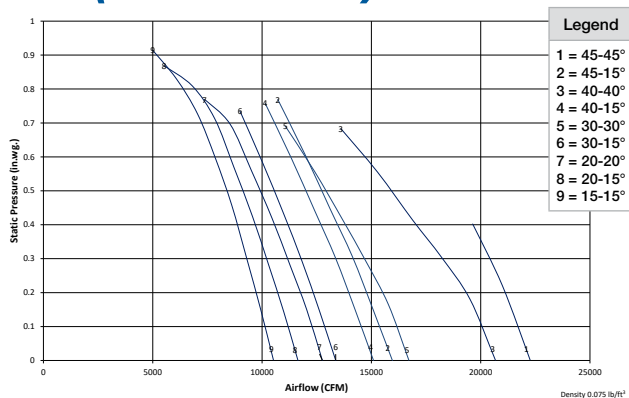
Sound Data

1450 RPM	W2		W4	
Blade Pitch	% WOV	LwA	% WOV	LwA
45-45°	100	98	100	98
	90	98	91	98
	71	101	75	99
45-15°	100	96	100	98
	89	96	90	98
	77	95	81	98
40-40°	100	96	100	97
	89	97	90	97
	70	99	74	98
40-15°	100	94	100	96
	88	95	90	96
	75	94	79	97
30-30°	100	93	100	94
	85	94	90	95
	68	97	73	97
30-15°	100	93	100	94
	85	93	90	95
	71	94	76	96
20-20°	100	90	100	92
	82	91	90	93
	66	94	71	96
20-15°	100	90	100	92
	82	91	90	93
	67	94	72	96
15-15°	100	89	100	91
	80	90	90	92
	65	93	70	96

W2 (1170 RPM)



W4 (1170 RPM)



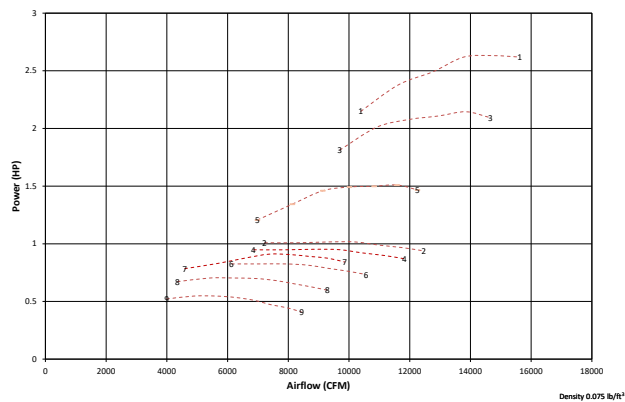
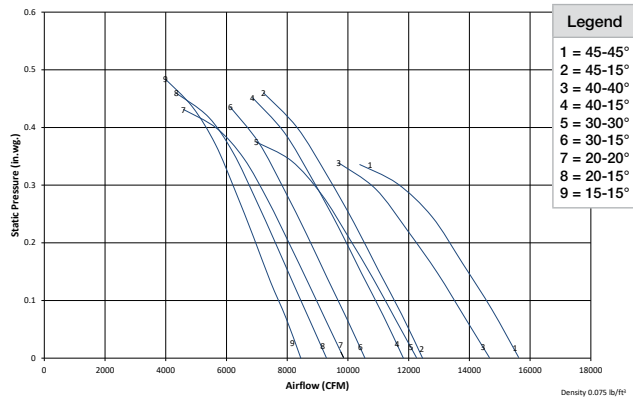
Performance shown is for installation type B: free inlet, ducted outlet. Performance ratings do not include the effects of appurtenances (accessories).

Sound power level ratings and A-weighted sound power ratings are shown in decibels, referred to 10⁻¹² watts, calculated per AMCA Standard 301. Values shown are for (inlet LWi or inlet LWiA) sound power levels for installation type B: free inlet, ducted outlet. The AMCA International Certified Ratings Seal for sound applies to LWA values only. dBA sound pressure values are weighted with 11.5 dB attenuation based on 5 feet from the fan in a hemispherical free field and are not licensed by AMCA International.

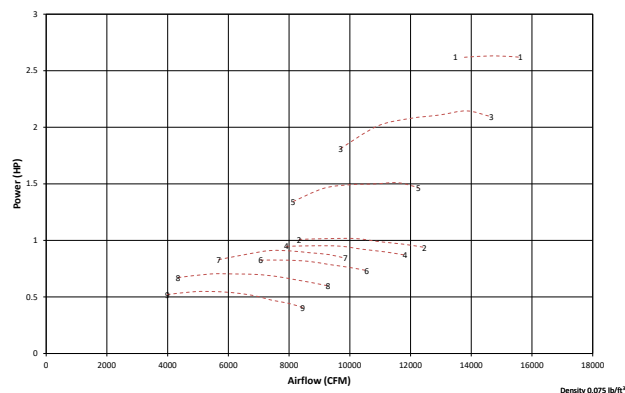
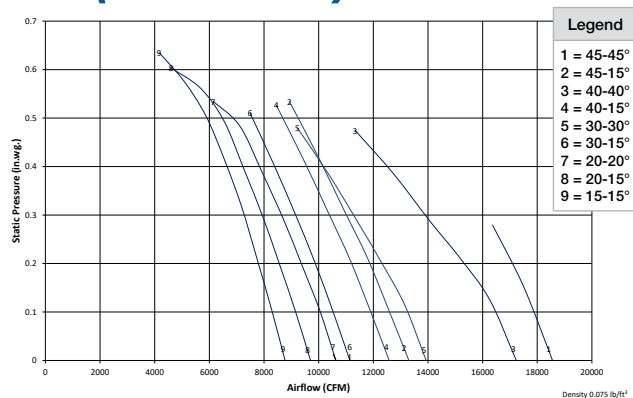
Sound Data

1170 RPM	W2		W4	
Blade Pitch	% WOV	LwA	% WOV	LwA
45-45°	100	93	100	94
	90	93	91	93
	71	95	75	94
45-15°	100	92	100	93
	89	92	90	93
	77	90	81	93
40-40°	100	91	100	92
	89	92	90	92
	70	94	74	93
40-15°	100	90	100	92
	88	90	90	92
	75	89	79	92
30-30°	100	88	100	90
	85	89	90	90
	68	92	73	92
30-15°	100	88	100	90
	85	88	90	90
	71	89	76	92
20-20°	100	86	100	87
	82	86	90	88
	66	90	71	91
20-15°	100	85	100	87
	82	86	90	88
	67	89	72	91
15-15°	100	84	100	86
	80	85	90	87
	65	89	70	91

W2 (975 RPM)



W4 (975 RPM)



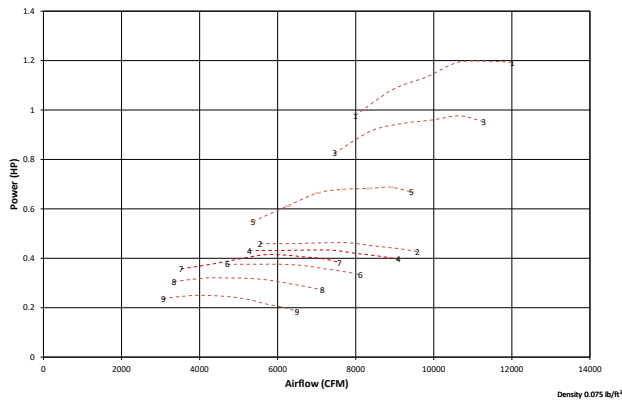
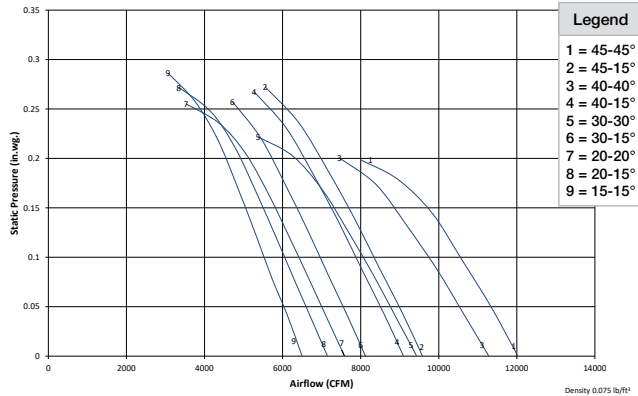
Performance shown is for installation type B: free inlet, ducted outlet. Performance ratings do not include the effects of appurtenances (accessories).

Sound power level ratings and A-weighted sound power ratings are shown in decibels, referred to 10⁻¹² watts, calculated per AMCA Standard 301. Values shown are for (inlet LWi or inlet LWiA) sound power levels for installation type B: free inlet, ducted outlet. The AMCA International Certified Ratings Seal for sound applies to LWA values only. dBA sound pressure values are weighted with 11.5 dB attenuation based on 5 feet from the fan in a hemispherical free field and are not licensed by AMCA International.

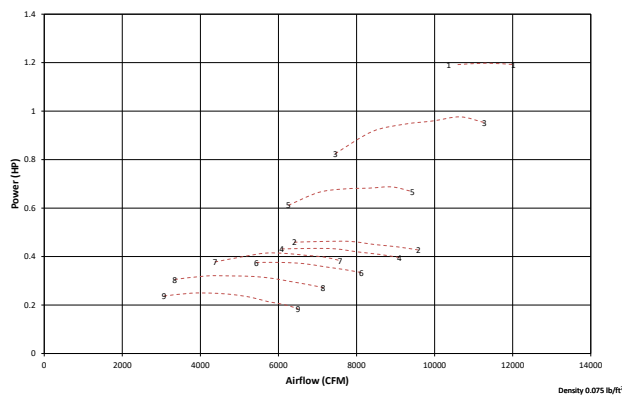
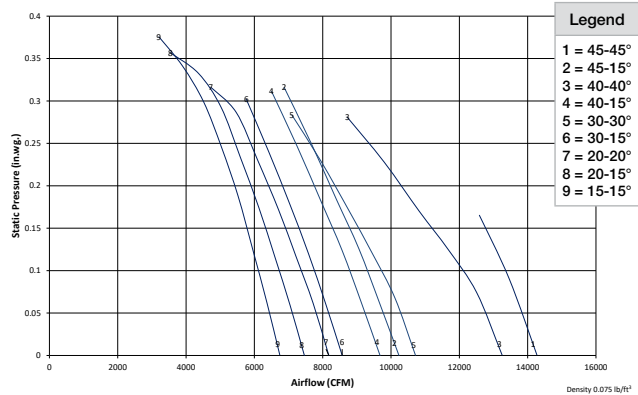
Sound Data

975 RPM	W2		W4	
Blade Pitch	% WOV	LwA	% WOV	LwA
45-45°	100	88	100	91
	90	88	90	90
	70	90	70	91
45-15°	100	88	100	81
	89	88	90	81
	63	88	69	81
40-40°	100	86	100	89
	89	87	90	89
	68	89	70	91
40-15°	100	86	100	81
	88	86	90	80
	63	87	69	82
30-30°	100	84	100	86
	85	85	90	86
	65	88	70	89
30-15°	100	84	100	81
	85	85	90	81
	61	87	70	84
20-20°	100	82	100	83
	82	83	90	83
	61	87	70	88
20-15°	100	82	100	82
	82	83	90	82
	60	87	70	86
15-15°	100	81	100	82
	80	82	90	82
	59	87	70	87

W2 (750 RPM)



W4 (750 RPM)



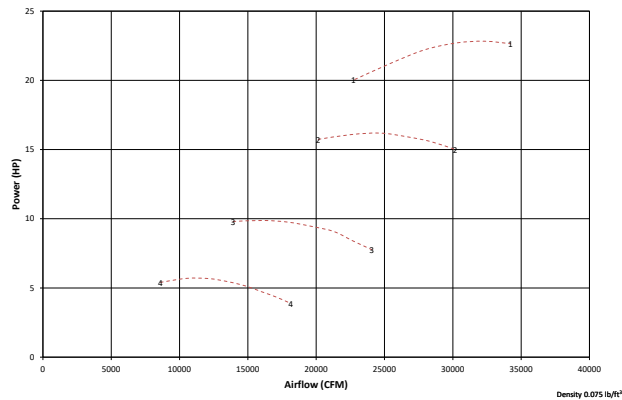
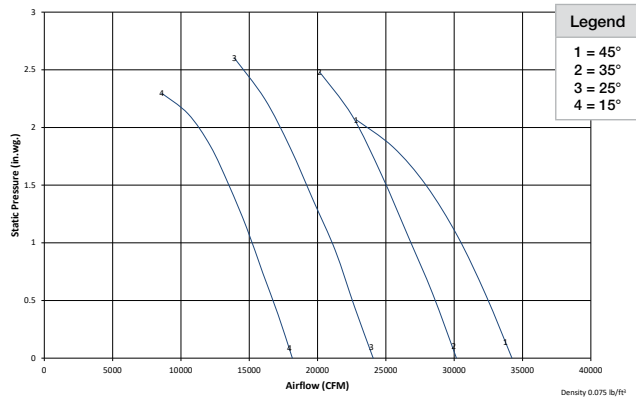
Performance shown is for installation type B: free inlet, ducted outlet. Performance ratings do not include the effects of appurtenances (accessories).

Sound power level ratings and A-weighted sound power ratings are shown in decibels, referred to 10⁻¹² watts, calculated per AMCA Standard 301. Values shown are for (inlet LWi or inlet LWiA) sound power levels for installation type B: free inlet, ducted outlet. The AMCA International Certified Ratings Seal for sound applies to LWA values only. dBA sound pressure values are weighted with 11.5 dB attenuation based on 5 feet from the fan in a hemispherical free field and are not licensed by AMCA International.

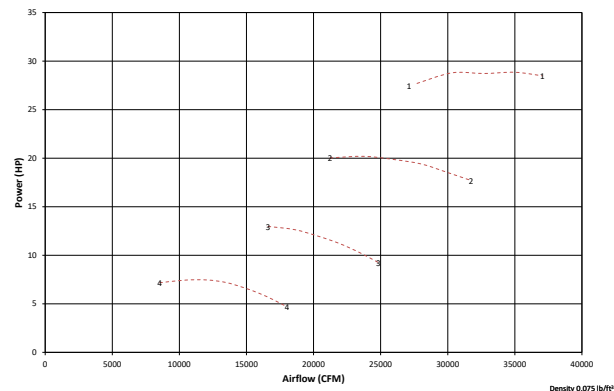
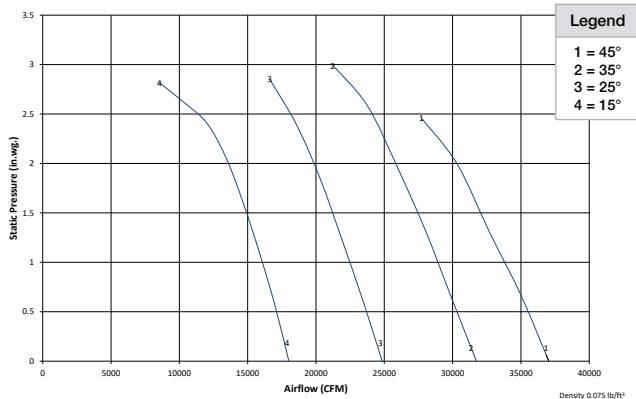
Sound Data

750 RPM	W2		W4	
Blade Pitch	% WOV	LwA	% WOV	LwA
45-45°	100	81	100	85
	90	82	90	84
	70	83	70	85
45-15°	100	82	100	75
	89	82	90	74
	63	81	69	75
40-40°	100	80	100	83
	89	81	90	83
	68	83	70	84
40-15°	100	79	100	74
	88	80	90	74
	63	81	69	75
30-30°	100	78	100	80
	85	79	90	80
	65	82	70	82
30-15°	100	78	100	75
	85	79	90	75
	61	81	70	77
20-20°	100	75	100	77
	82	77	90	77
	61	81	70	81
20-15°	100	76	100	75
	82	77	90	75
	60	81	70	79
15-15°	100	74	100	75
	80	76	90	75
	59	81	70	80

C1 (1770 RPM)



C2 (1770 RPM)



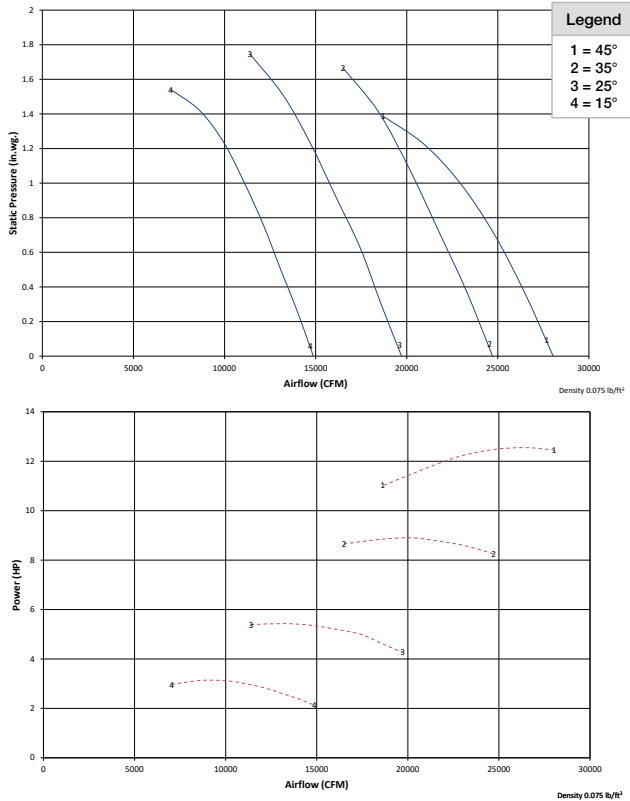
Performance shown is for installation type B: free inlet, ducted outlet. Performance ratings do not include the effects of appurtenances (accessories).

Sound power level ratings and A-weighted sound power ratings are shown in decibels, referred to 10⁻¹² watts, calculated per AMCA Standard 301. Values shown are for (inlet LWi or inlet LWiA) sound power levels for installation type B: free inlet, ducted outlet. The AMCA International Certified Ratings Seal for sound applies to LWA values only. dBA sound pressure values are weighted with 11.5 dB attenuation based on 5 feet from the fan in a hemispherical free field and are not licensed by AMCA International.

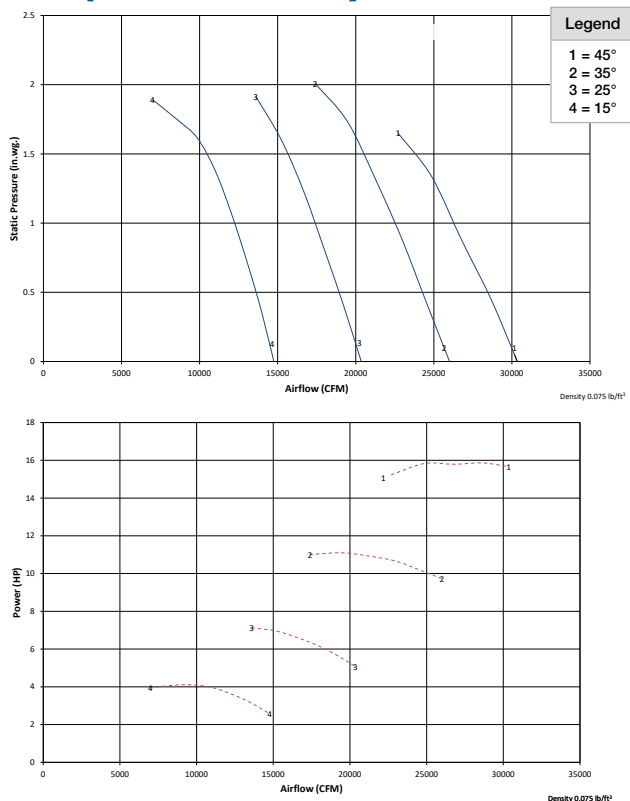
Sound Data

1770 RPM	C1		C2	
Blade Pitch	% WOV	LwA	% WOV	LwA
45°	100	113	100	104
	82	114	80	104
	51	94	51	97
35°	100	100	100	101
	80	100	80	101
	59	102	40	102
25°	100	96	100	98
	80	96	80	97
	51	94	40	101
15°	100	95	100	98
	80	93	80	97
	50	101	50	103

C1 (1450 RPM)



C2 (1450 RPM)



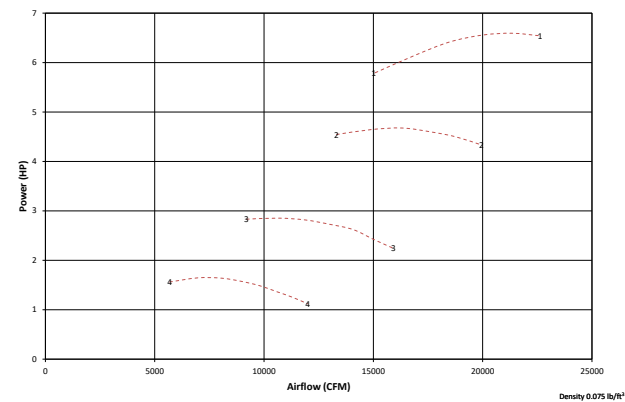
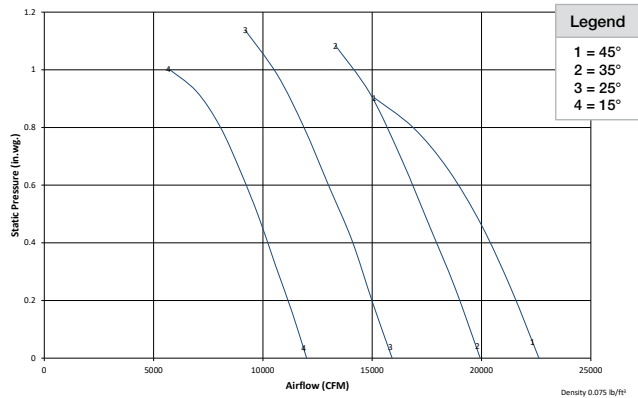
Performance shown is for installation type B: free inlet, ducted outlet. Performance ratings do not include the effects of appurtenances (accessories).

Sound power level ratings and A-weighted sound power ratings are shown in decibels, referred to 10⁻¹² watts, calculated per AMCA Standard 301. Values shown are for (inlet LWi or inlet LWiA) sound power levels for installation type B: free inlet, ducted outlet. The AMCA International Certified Ratings Seal for sound applies to LWA values only. dBA sound pressure values are weighted with 11.5 dB attenuation based on 5 feet from the fan in a hemispherical free field and are not licensed by AMCA International.

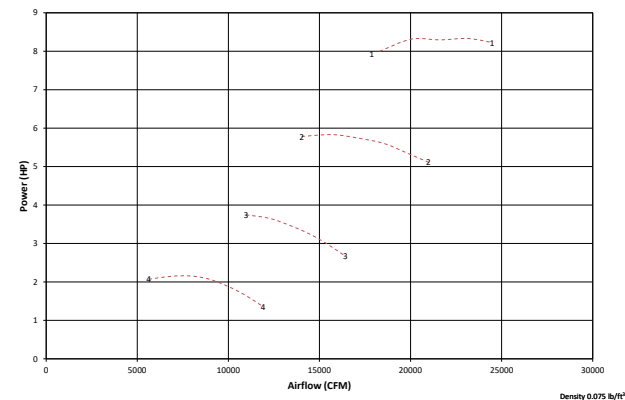
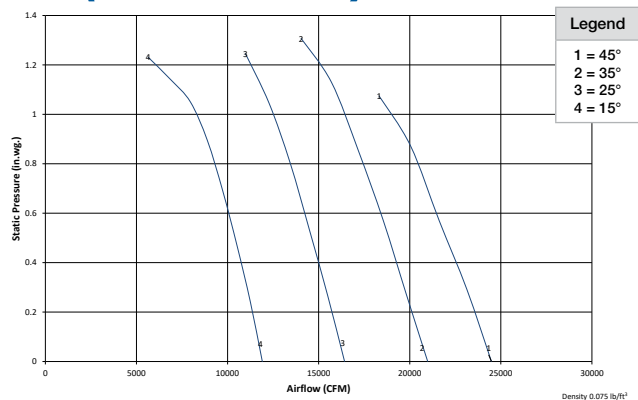
Sound Data

1450 RPM	C1		C2	
Blade Pitch	% WOV	LwA	% WOV	LwA
45°	100	109	100	99
	82	109	80	99
	51	88	51	90
35°	100	95	100	96
	80	95	80	96
	59	97	40	97
25°	100	91	100	93
	80	92	80	92
	51	88	40	95
15°	100	91	100	93
	80	88	80	92
	50	96	50	97

C1 (1170 RPM)



C2 (1170 RPM)



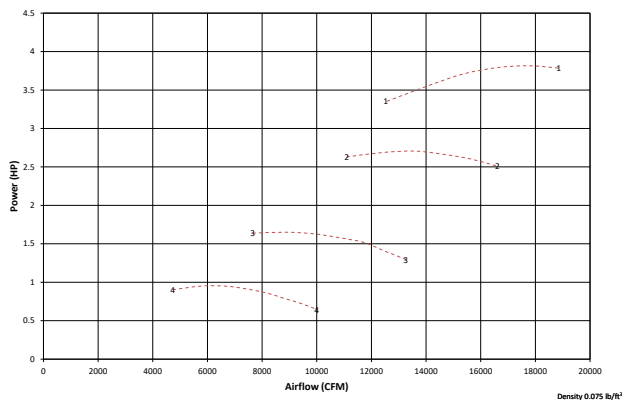
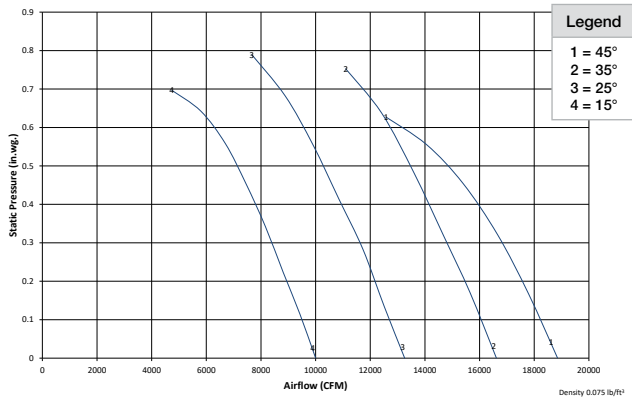
Performance shown is for installation type B: free inlet, ducted outlet. Performance ratings do not include the effects of appurtenances (accessories).

Sound power level ratings and A-weighted sound power ratings are shown in decibels, referred to 10⁻¹² watts, calculated per AMCA Standard 301. Values shown are for (inlet LWi or inlet LWiA) sound power levels for installation type B: free inlet, ducted outlet. The AMCA International Certified Ratings Seal for sound applies to LWA values only. dBA sound pressure values are weighted with 11.5 dB attenuation based on 5 feet from the fan in a hemispherical free field and are not licensed by AMCA International.

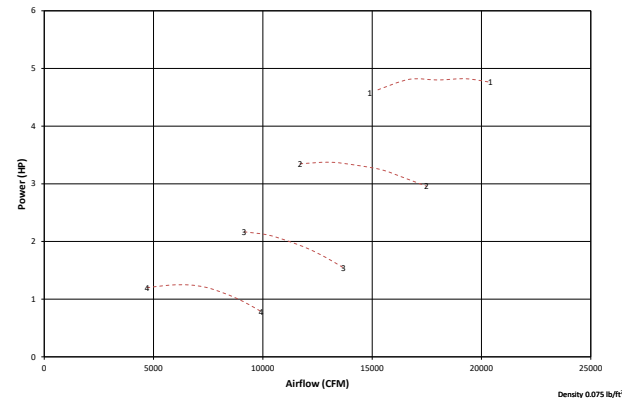
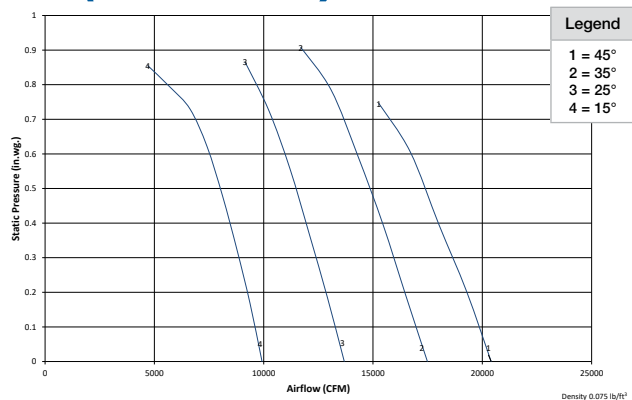
Sound Data

1170 RPM	C1		C2	
Blade Pitch	% WOV	LwA	% WOV	LwA
45°	100	104	100	94
	82	104	80	94
	51	82	51	82
35°	100	90	100	91
	80	90	80	91
	59	92	40	92
25°	100	86	100	88
	80	86	80	87
	51	82	40	89
15°	100	85	100	88
	80	83	80	87
	50	90	50	90

C1 (975 RPM)



C2 (975 RPM)



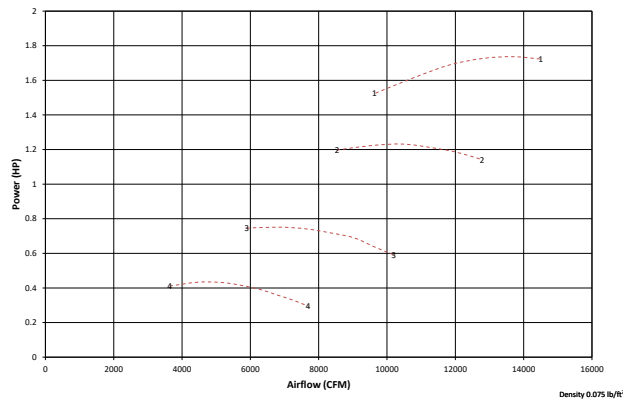
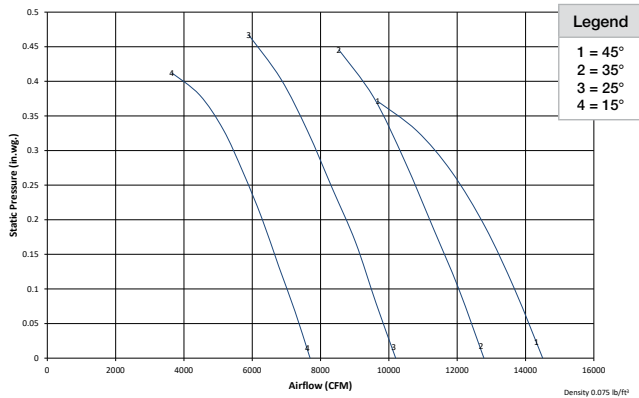
Performance shown is for installation type B: free inlet, ducted outlet. Performance ratings do not include the effects of appurtenances (accessories).

Sound power level ratings and A-weighted sound power ratings are shown in decibels, referred to 10⁻¹² watts, calculated per AMCA Standard 301. Values shown are for (inlet LWi or inlet LWiA) sound power levels for installation type B: free inlet, ducted outlet. The AMCA International Certified Ratings Seal for sound applies to LWA values only. dBA sound pressure values are weighted with 11.5 dB attenuation based on 5 feet from the fan in a hemispherical free field and are not licensed by AMCA International.

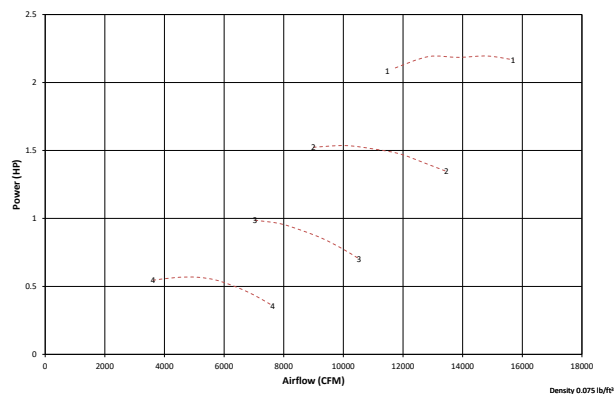
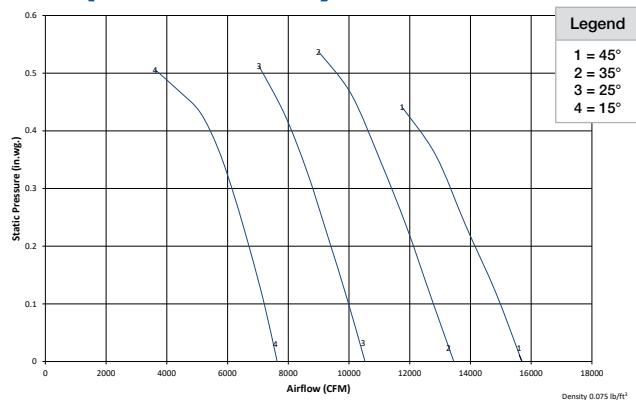
Sound Data

975 RPM	C1		C2	
Blade Pitch	% WOV	LwA	% WOV	LwA
45°	100	99	100	89
	82	99	80	89
	51	77	51	77
35°	100	86	100	86
	80	86	80	86
	59	87	40	87
25°	100	81	100	83
	80	82	80	82
	51	77	40	84
15°	100	81	100	83
	80	79	80	82
	50	85	50	85

C1 (750 RPM)



C2 (750 RPM)



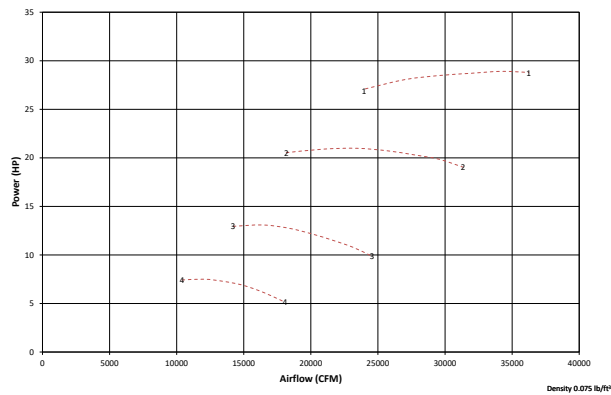
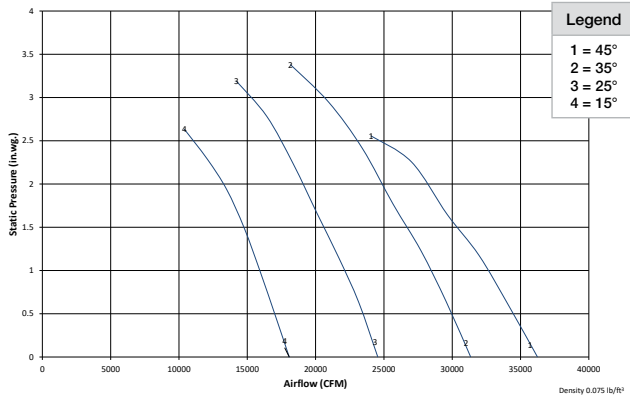
Performance shown is for installation type B: free inlet, ducted outlet. Performance ratings do not include the effects of appurtenances (accessories).

Sound power level ratings and A-weighted sound power ratings are shown in decibels, referred to 10⁻¹² watts, calculated per AMCA Standard 301. Values shown are for (inlet LWi or inlet LWiA) sound power levels for installation type B: free inlet, ducted outlet. The AMCA International Certified Ratings Seal for sound applies to LWA values only. dBA sound pressure values are weighted with 11.5 dB attenuation based on 5 feet from the fan in a hemispherical free field and are not licensed by AMCA International.

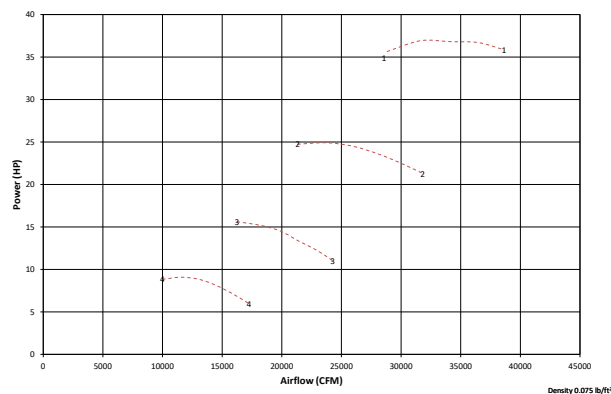
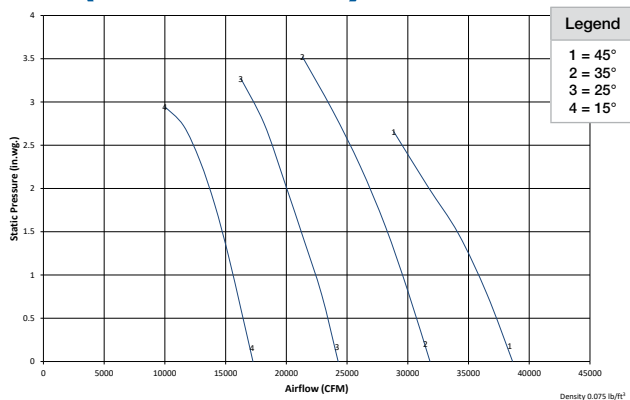
Sound Data

750 RPM	C1		C2	
Blade Pitch	% WOV	LwA	% WOV	LwA
45°	100	93	100	83
	82	93	80	83
	51	70	51	71
35°	100	79	100	79
	80	79	80	80
	59	80	40	81
25°	100	75	100	76
	80	75	80	75
	51	70	40	77
15°	100	74	100	76
	80	72	80	76
	50	78	50	78

C3 (1770 RPM)



C4 (1770 RPM)



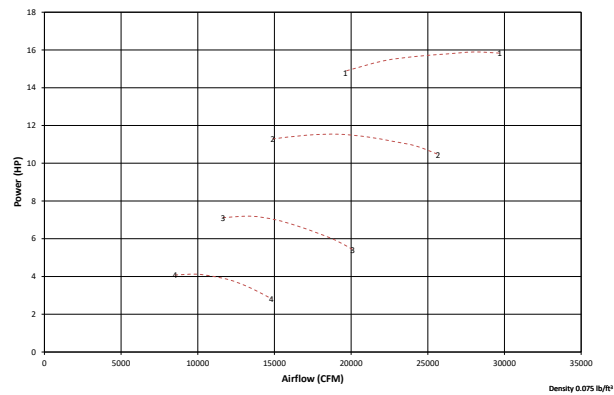
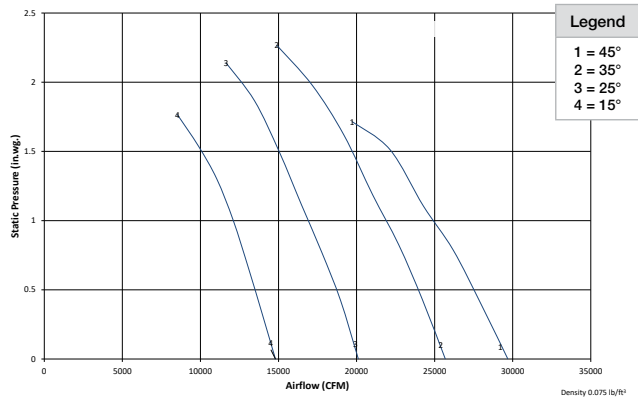
Performance shown is for installation type B: free inlet, ducted outlet. Performance ratings do not include the effects of appurtenances (accessories).

Sound power level ratings and A-weighted sound power ratings are shown in decibels, referred to 10⁻¹² watts, calculated per AMCA Standard 301. Values shown are for (inlet LWi or inlet LWiA) sound power levels for installation type B: free inlet, ducted outlet. The AMCA International Certified Ratings Seal for sound applies to LWA values only. dBA sound pressure values are weighted with 11.5 dB attenuation based on 5 feet from the fan in a hemispherical free field and are not licensed by AMCA International.

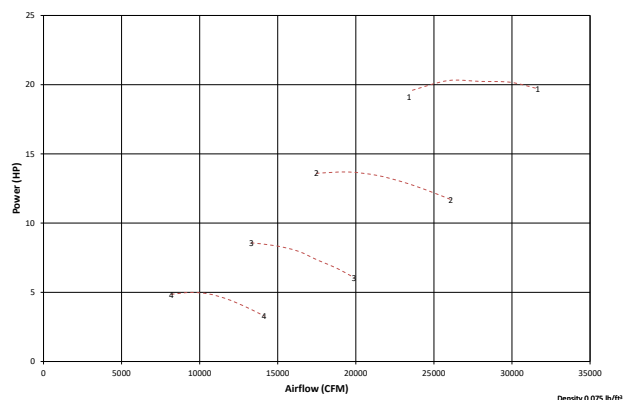
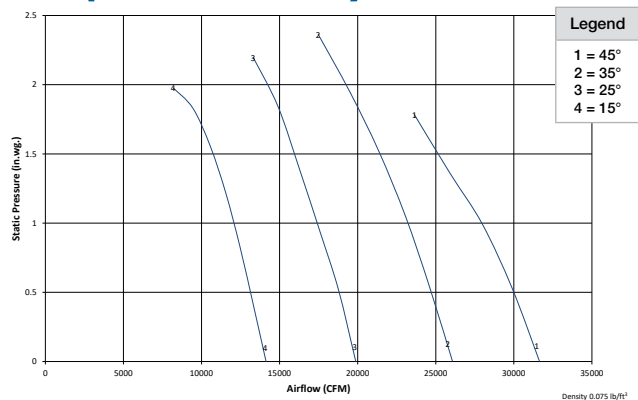
Sound Data

1770 RPM	C3		C4	
Blade Pitch	% WOV	LwA	% WOV	LwA
45°	100	104	100	106
	81	103	81	105
	51	103	51	107
35°	100	102	100	104
	80	101	81	103
	51	106	51	101
25°	100	99	100	101
	80	96	79	100
	51	106	51	107
15°	100	98	100	100
	80	96	86	99
	49	100	68	99

C3 (1450 RPM)



C4 (1450 RPM)



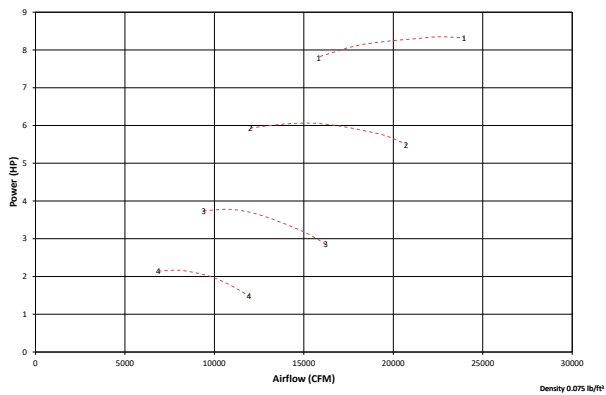
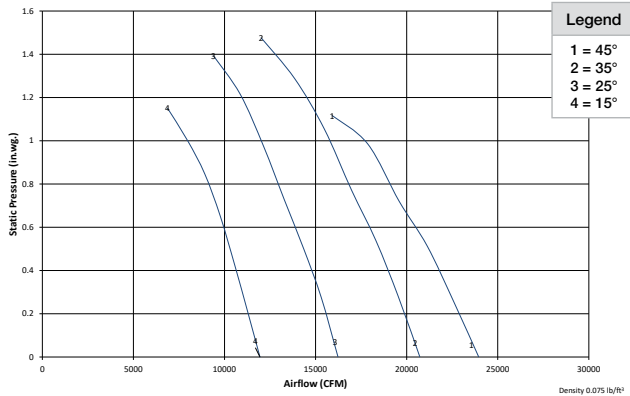
Performance shown is for installation type B: free inlet, ducted outlet. Performance ratings do not include the effects of appurtenances (accessories).

Sound power level ratings and A-weighted sound power ratings are shown in decibels, referred to 10⁻¹² watts, calculated per AMCA Standard 301. Values shown are for (inlet LWi or inlet LWiA) sound power levels for installation type B: free inlet, ducted outlet. The AMCA International Certified Ratings Seal for sound applies to LWA values only. dBA sound pressure values are weighted with 11.5 dB attenuation based on 5 feet from the fan in a hemispherical free field and are not licensed by AMCA International.

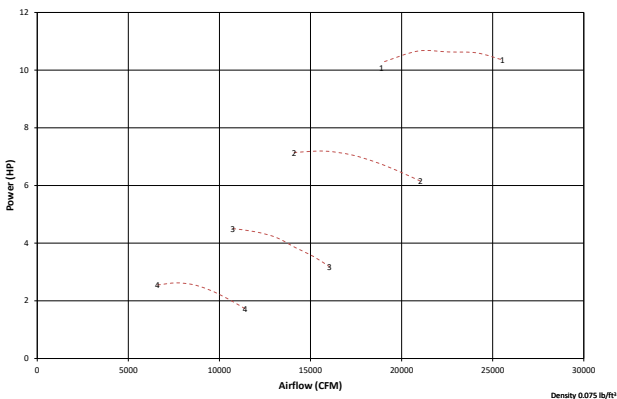
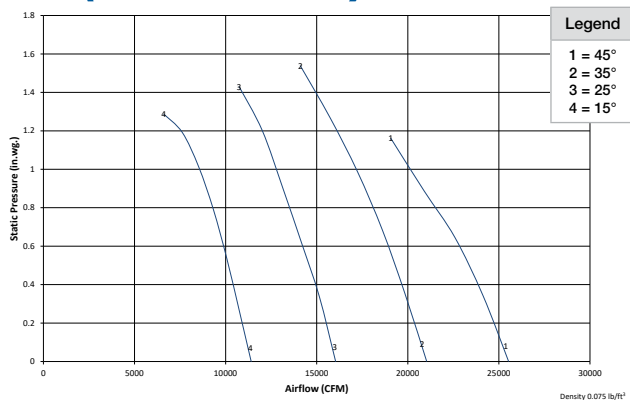
Sound Data

1450 RPM	C3		C4	
Blade Pitch	% WOV	LwA	% WOV	LwA
45°	100	99	100	101
	81	98	81	99
	51	98	51	100
35°	100	97	100	99
	80	96	81	97
	51	100	51	94
25°	100	94	100	96
	80	91	79	94
	51	100	51	100
15°	100	93	100	95
	80	91	86	94
	49	94	68	93

C3 (1170 RPM)



C4 (1170 RPM)



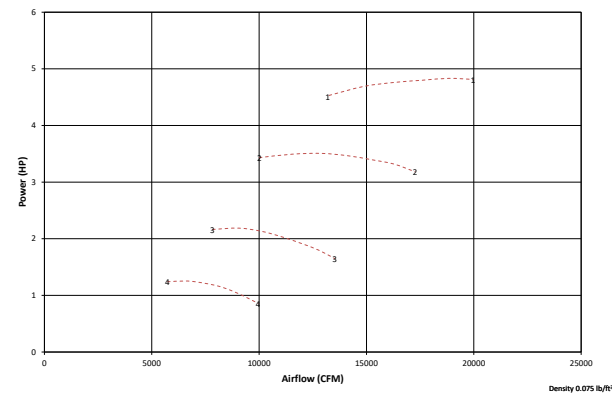
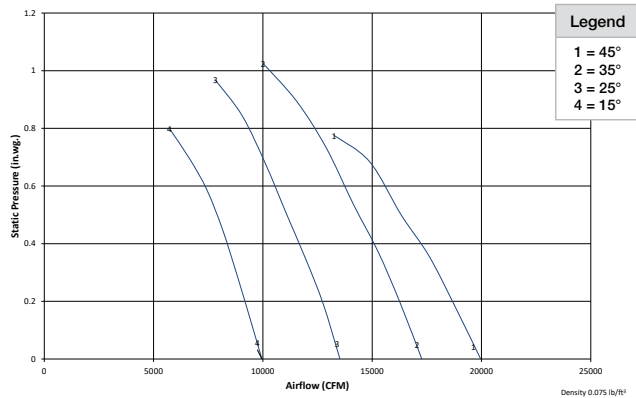
Performance shown is for installation type B: free inlet, ducted outlet. Performance ratings do not include the effects of appurtenances (accessories).

Sound power level ratings and A-weighted sound power ratings are shown in decibels, referred to 10⁻¹² watts, calculated per AMCA Standard 301. Values shown are for (inlet LWi or inlet LWiA) sound power levels for installation type B: free inlet, ducted outlet. The AMCA International Certified Ratings Seal for sound applies to LWA values only. dBA sound pressure values are weighted with 11.5 dB attenuation based on 5 feet from the fan in a hemispherical free field and are not licensed by AMCA International.

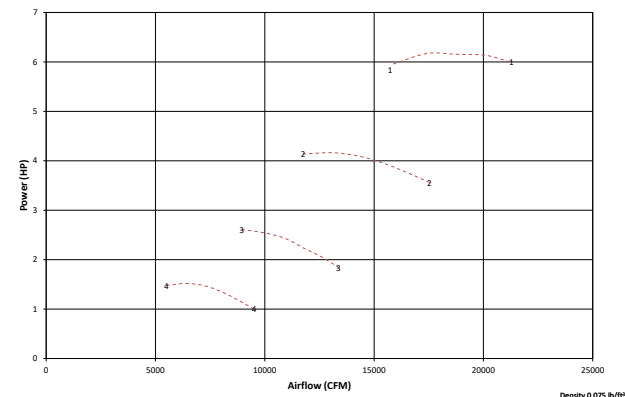
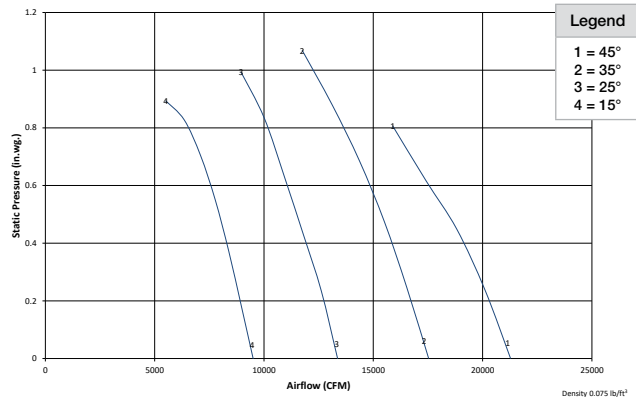
Sound Data

1170 RPM	C3		C4	
Blade Pitch	% WOV	LwA	% WOV	LwA
45°	100	94	100	96
	81	93	81	94
	51	92	51	94
35°	100	91	100	94
	80	90	81	92
	51	94	51	87
25°	100	89	100	91
	80	85	79	89
	51	94	51	94
15°	100	88	100	90
	80	86	86	89
	49	89	68	88

C3 (975 RPM)



C4 (975 RPM)



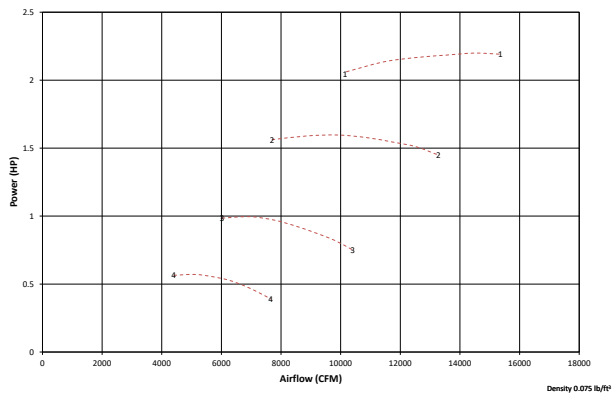
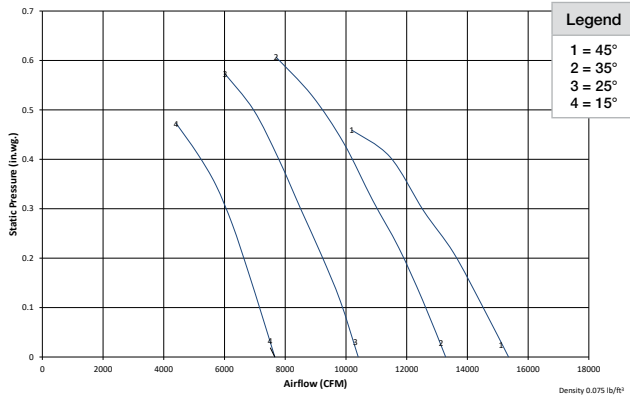
Performance shown is for installation type B: free inlet, ducted outlet. Performance ratings do not include the effects of appurtenances (accessories).

Sound power level ratings and A-weighted sound power ratings are shown in decibels, referred to 10⁻¹² watts, calculated per AMCA Standard 301. Values shown are for (inlet LWi or inlet LWiA) sound power levels for installation type B: free inlet, ducted outlet. The AMCA International Certified Ratings Seal for sound applies to LWA values only. dBA sound pressure values are weighted with 11.5 dB attenuation based on 5 feet from the fan in a hemispherical free field and are not licensed by AMCA International.

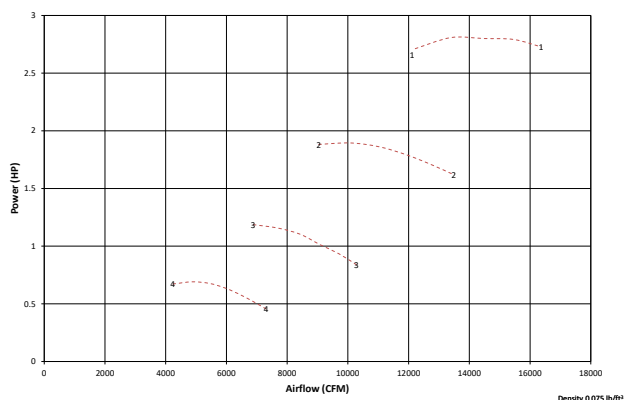
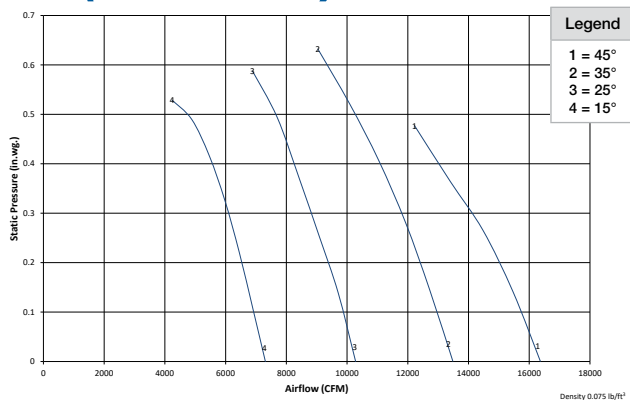
Sound Data

975 RPM	C3		C4	
Blade Pitch	% WOV	LwA	% WOV	LwA
45°	100	89	100	91
	81	88	81	89
	51	87	51	89
35°	100	86	100	89
	80	85	81	87
	51	89	51	82
25°	100	84	100	87
	80	81	79	84
	51	89	51	89
15°	100	83	100	86
	80	82	86	84
	49	84	68	83

C3 (750 RPM)



C4 (750 RPM)



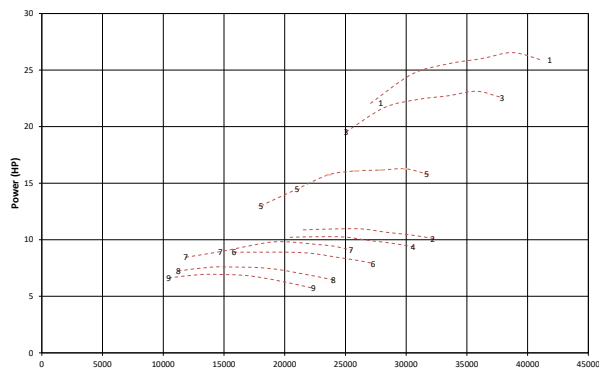
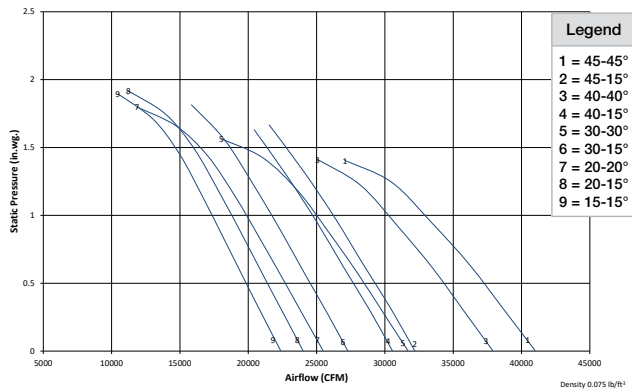
Performance shown is for installation type B: free inlet, ducted outlet. Performance ratings do not include the effects of appurtenances (accessories).

Sound power level ratings and A-weighted sound power ratings are shown in decibels, referred to 10⁻¹² watts, calculated per AMCA Standard 301. Values shown are for (inlet LWi or inlet LWiA) sound power levels for installation type B: free inlet, ducted outlet. The AMCA International Certified Ratings Seal for sound applies to LWA values only. dBA sound pressure values are weighted with 11.5 dB attenuation based on 5 feet from the fan in a hemispherical free field and are not licensed by AMCA International.

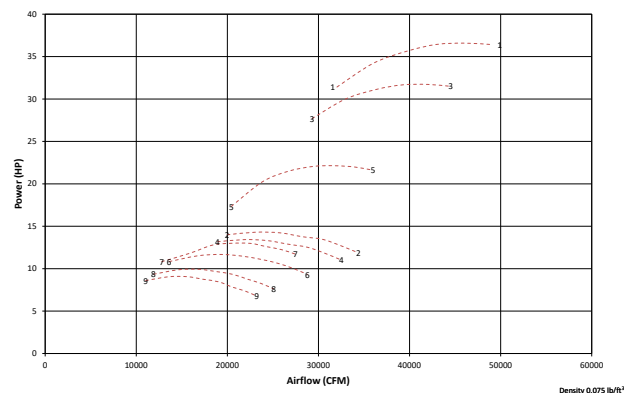
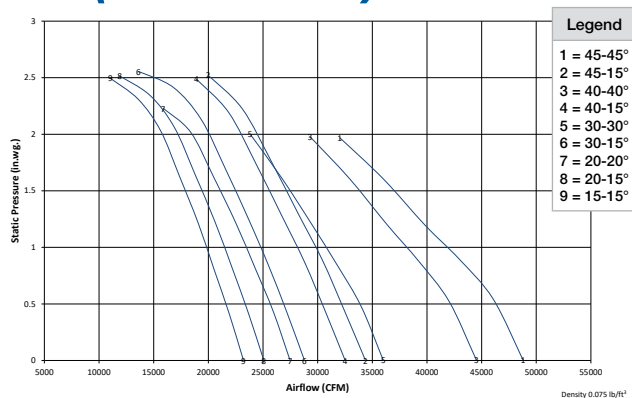
Sound Data

750 RPM	C3		C4	
Blade Pitch	% WOV	LwA	% WOV	LwA
45°	100	82	100	84
	81	81	81	82
	51	81	51	81
35°	100	79	100	82
	80	78	81	80
	51	81	51	75
25°	100	77	100	80
	80	74	79	77
	51	81	51	81
15°	100	77	100	79
	80	75	86	77
	49	76	68	76

W2 (1770 RPM)



W4 (1770 RPM)



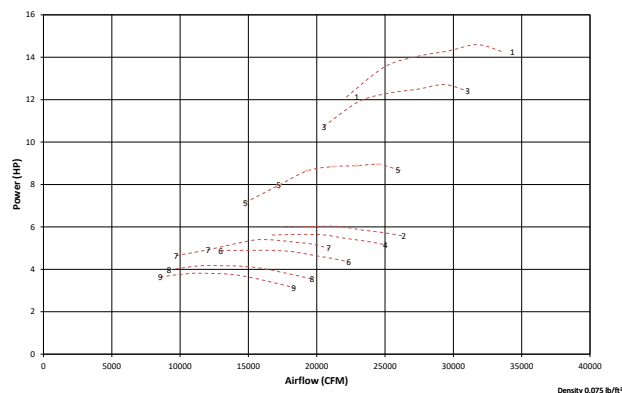
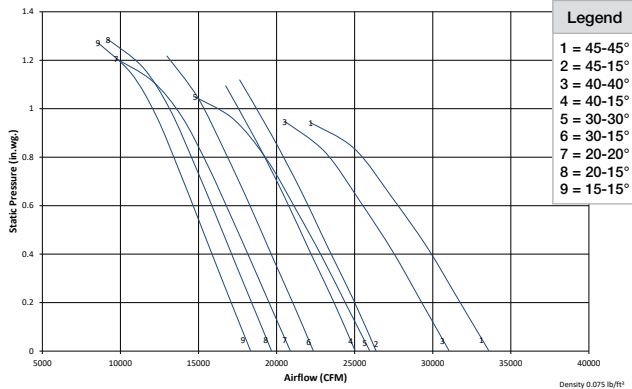
Performance shown is for installation type B: free inlet, ducted outlet. Performance ratings do not include the effects of appurtenances (accessories).

Sound power level ratings and A-weighted sound power ratings are shown in decibels, referred to 10⁻¹² watts, calculated per AMCA Standard 301. Values shown are for inlet LWi or inlet LWiA) sound power levels for installation type B: free inlet, ducted outlet. The AMCA International Certified Ratings Seal for sound applies to LWA values only. dBA sound pressure values are weighted with 11.5 dB attenuation based on 5 feet from the fan in a hemispherical free field and are not licensed by AMCA International.

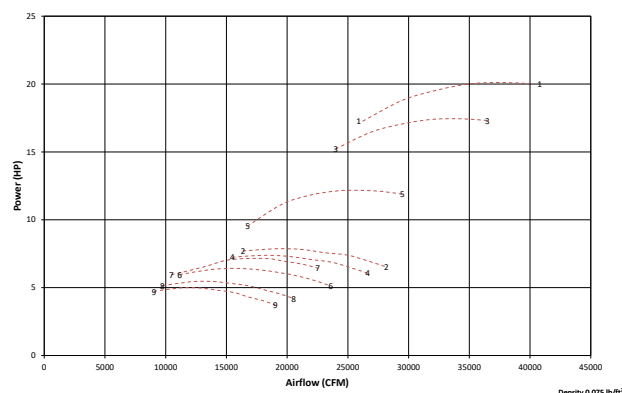
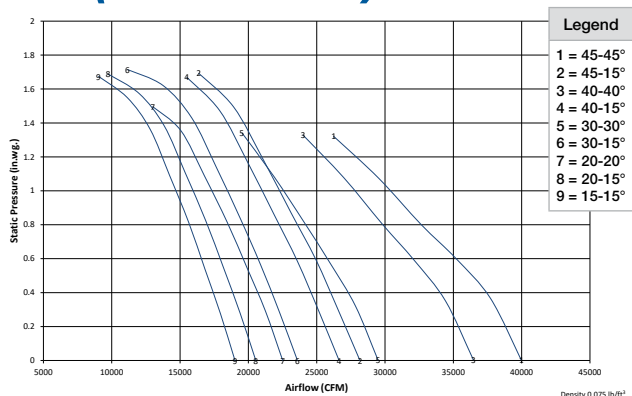
Sound Data

1770 RPM	W2		W4	
Blade Pitch	% WOV	LwA	% WOV	LwA
45-45°	100	105	100	106
	90	106	91	106
	71	109	70	110
45-15°	100	101	100	100
	90	100	90	100
	70	101	70	101
40-40°	100	104	100	105
	90	104	91	105
	71	106	70	108
40-15°	100	100	100	100
	90	99	90	100
	70	100	70	101
30-30°	100	101	100	102
	90	101	90	102
	71	102	70	106
30-15°	100	99	100	99
	90	98	90	99
	70	99	70	102
20-20°	100	98	100	100
	90	98	90	100
	71	99	70	103
20-15°	100	97	100	99
	90	97	90	99
	71	98	70	102
15-15°	100	97	100	99
	90	97	90	99
	71	98	70	102

W2 (1450 RPM)



W4 (1450 RPM)



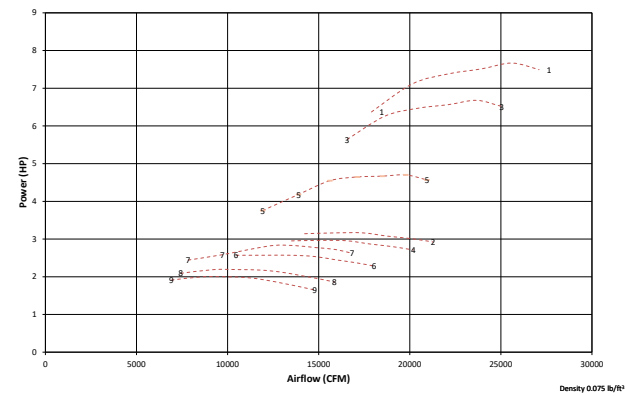
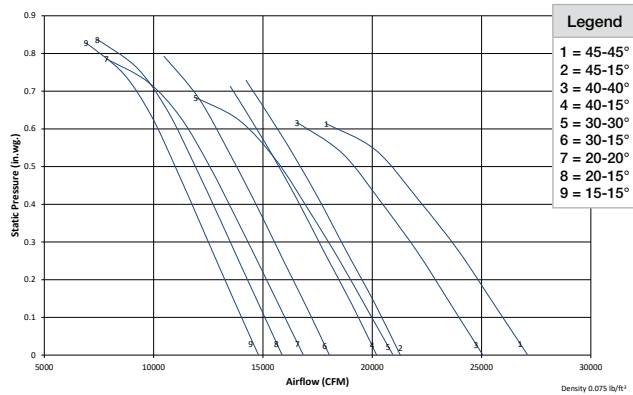
Performance shown is for installation type B: free inlet, ducted outlet. Performance ratings do not include the effects of appurtenances (accessories).

Sound power level ratings and A-weighted sound power ratings are shown in decibels, referred to 10⁻¹² watts, calculated per AMCA Standard 301. Values shown are for (inlet LWi or inlet LWiA) sound power levels for installation type B: free inlet, ducted outlet. The AMCA International Certified Ratings Seal for sound applies to LWA values only. dBA sound pressure values are weighted with 11.5 dB attenuation based on 5 feet from the fan in a hemispherical free field and are not licensed by AMCA International.

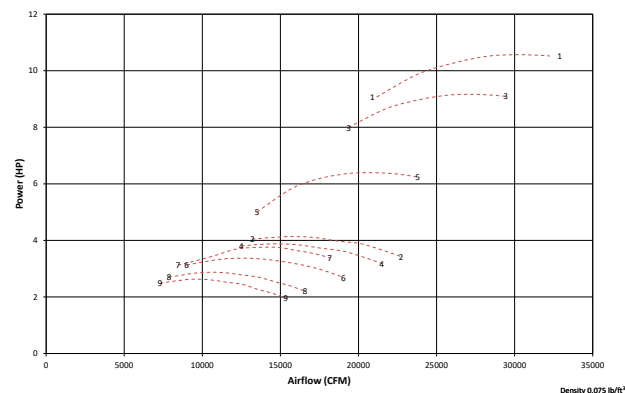
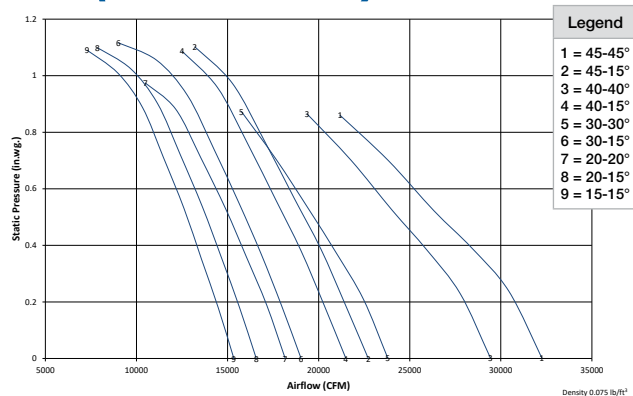
Sound Data

1450 RPM	W2		W4	
Blade Pitch	% WOV	LwA	% WOV	LwA
45-45°	100	101	100	102
	90	101	91	102
	71	103	70	105
45-15°	100	96	100	96
	90	95	90	96
	70	97	70	97
40-40°	100	99	100	101
	90	100	91	100
	71	101	70	103
40-15°	100	95	100	95
	90	94	90	95
	70	96	70	97
30-30°	100	96	100	98
	90	97	90	98
	71	98	70	101
30-15°	100	94	100	95
	90	94	90	95
	70	95	70	97
20-20°	100	94	100	95
	90	94	90	95
	71	95	70	99
20-15°	100	93	100	94
	90	93	90	94
	71	94	70	97
15-15°	100	92	100	94
	90	92	90	94
	71	93	70	98

W2 (1170 RPM)



W4 (1170 RPM)



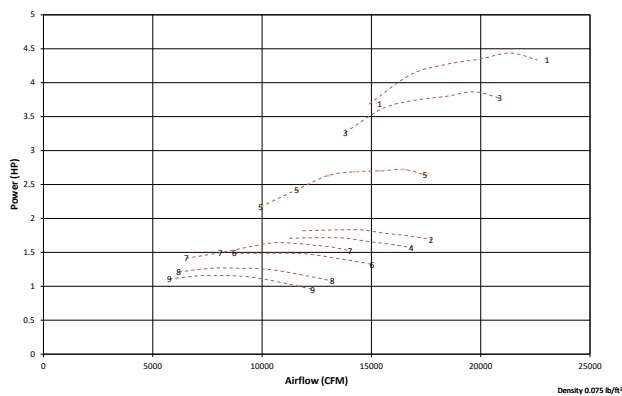
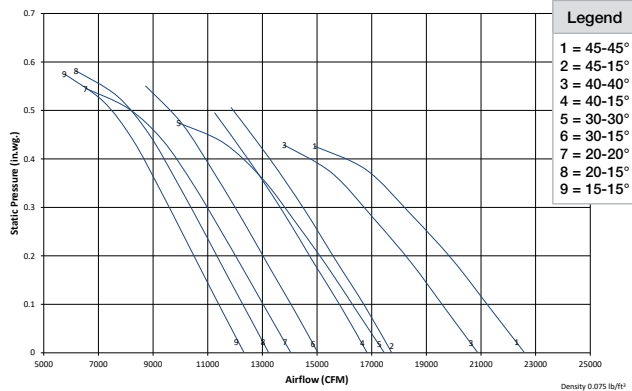
Performance shown is for installation type B: free inlet, ducted outlet. Performance ratings do not include the effects of appurtenances (accessories).

Sound power level ratings and A-weighted sound power ratings are shown in decibels, referred to 10⁻¹² watts, calculated per AMCA Standard 301. Values shown are for inlet LWi or inlet LWiA sound power levels for installation type B: free inlet, ducted outlet. The AMCA International Certified Ratings Seal for sound applies to LWA values only. dBA sound pressure values are weighted with 11.5 dB attenuation based on 5 feet from the fan in a hemispherical free field and are not licensed by AMCA International.

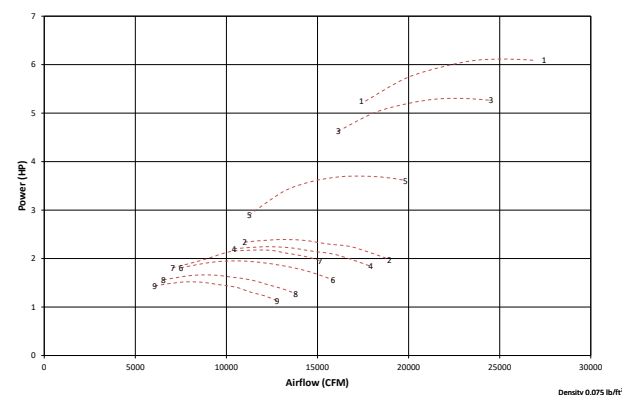
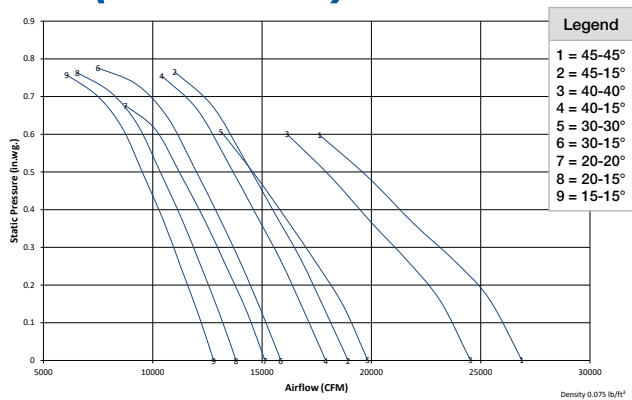
Sound Data

1170 RPM	W2		W4	
Blade Pitch	% WOV	LwA	% WOV	LwA
45-45°	100	95	100	93
	90	96	91	92
	71	98	70	95
45-15°	100	90	100	91
	90	90	91	91
	70	91	70	93
40-40°	100	94	100	92
	90	95	90	92
	70	96	70	94
40-15°	100	89	100	91
	90	89	91	91
	69	91	70	92
30-30°	100	91	100	91
	90	92	90	90
	68	93	70	94
30-15°	100	89	100	90
	90	89	90	90
	67	91	70	93
20-20°	100	89	100	89
	90	89	90	89
	66	91	70	93
20-15°	100	88	100	89
	90	88	90	89
	65	91	70	93
15-15°	100	88	100	89
	90	88	90	89
	65	91	70	93

W2 (975 RPM)



W4 (975 RPM)



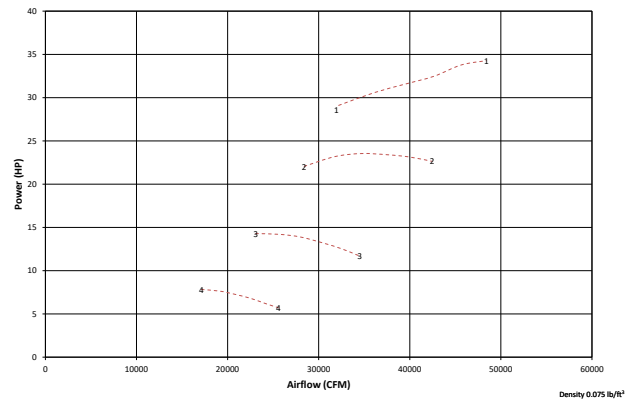
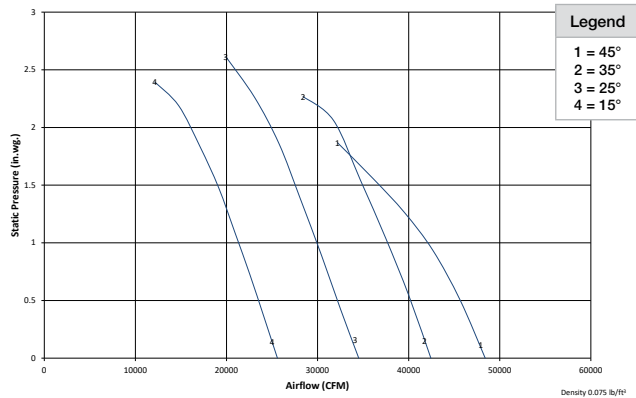
Performance shown is for installation type B: free inlet, ducted outlet. Performance ratings do not include the effects of appurtenances (accessories).

Sound power level ratings and A-weighted sound power ratings are shown in decibels, referred to 10⁻¹² watts, calculated per AMCA Standard 301. Values shown are for (inlet LWi or inlet LWiA) sound power levels for installation type B: free inlet, ducted outlet. The AMCA International Certified Ratings Seal for sound applies to LWA values only. dBA sound pressure values are weighted with 11.5 dB attenuation based on 5 feet from the fan in a hemispherical free field and are not licensed by AMCA International.

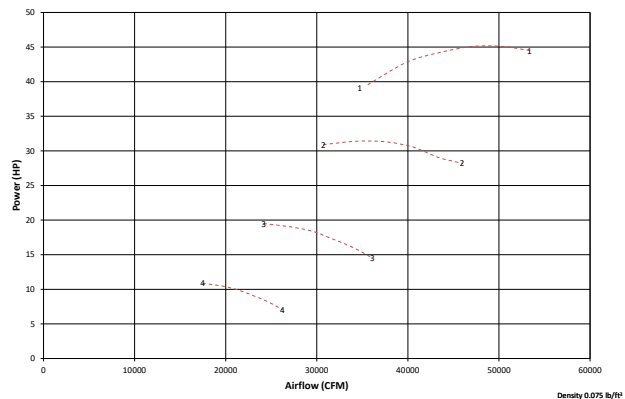
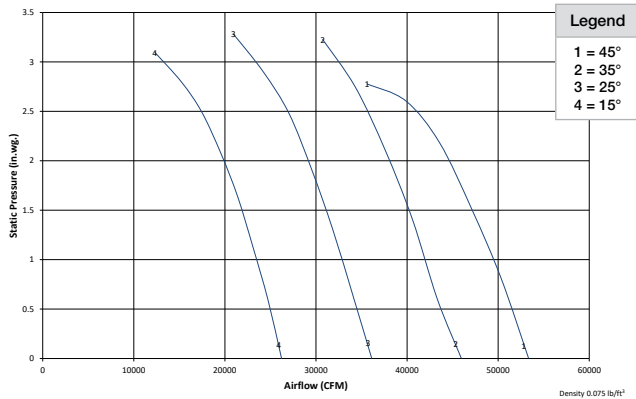
Sound Data

975 RPM	W2		W4	
Blade Pitch	% WOV	LwA	% WOV	LwA
45-45°	100	91	100	89
	90	92	91	88
	71	93	70	90
45-15°	100	86	100	87
	90	86	91	87
	70	87	70	89
40-40°	100	90	100	88
	90	90	90	88
	70	91	70	90
40-15°	100	85	100	86
	90	85	91	87
	69	87	70	88
30-30°	100	87	100	87
	90	88	90	86
	68	89	70	89
30-15°	100	84	100	86
	90	85	90	86
	67	87	70	89
20-20°	100	85	100	85
	90	85	90	85
	66	87	70	89
20-15°	100	84	100	85
	90	84	90	85
	65	87	70	89
15-15°	100	83	100	85
	90	84	90	85
	65	87	70	89

C1 (1770 RPM)



C2 (1770 RPM)



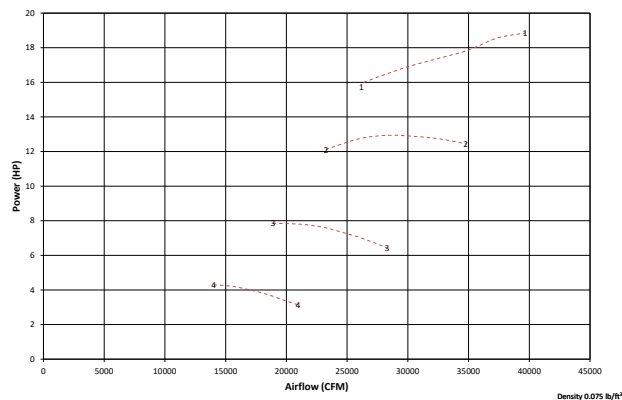
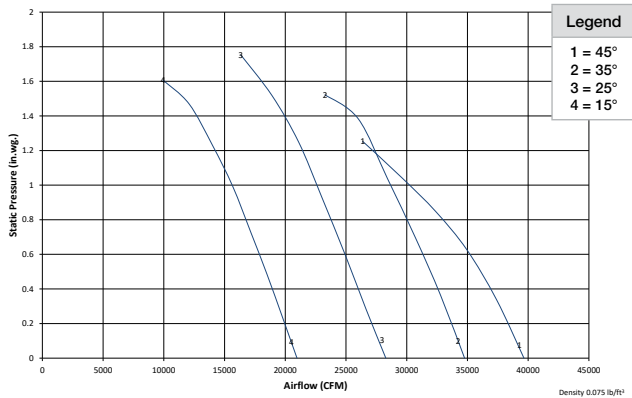
Performance shown is for installation type B: free inlet, ducted outlet. Performance ratings do not include the effects of appurtenances (accessories).

Sound power level ratings and A-weighted sound power ratings are shown in decibels, referred to 10⁻¹² watts, calculated per AMCA Standard 301. Values shown are for (inlet LWi or inlet LWiA) sound power levels for installation type B: free inlet, ducted outlet. The AMCA International Certified Ratings Seal for sound applies to LWA values only. dBA sound pressure values are weighted with 11.5 dB attenuation based on 5 feet from the fan in a hemispherical free field and are not licensed by AMCA International.

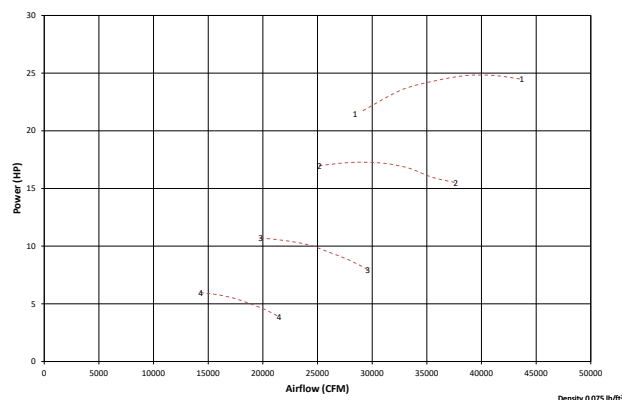
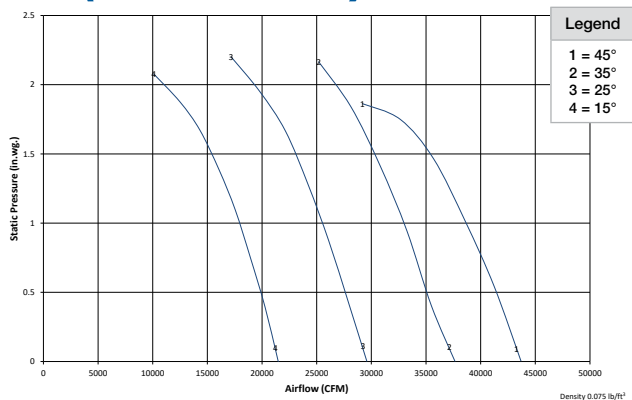
Sound Data

1770 RPM	C1		C2	
Blade Pitch	% WOV	LwA	% WOV	LwA
45°	100	107	100	108
	94	107	95	108
	40	109	74	108
35°	100	105	100	106
	95	104	96	105
	39	108	79	104
25°	100	100	100	103
	93	100	96	103
	85	100	77	101
15°	100	99	100	101
	91	97	93	100
	53	107	68	104

C1 (1450 RPM)



C2 (1450 RPM)



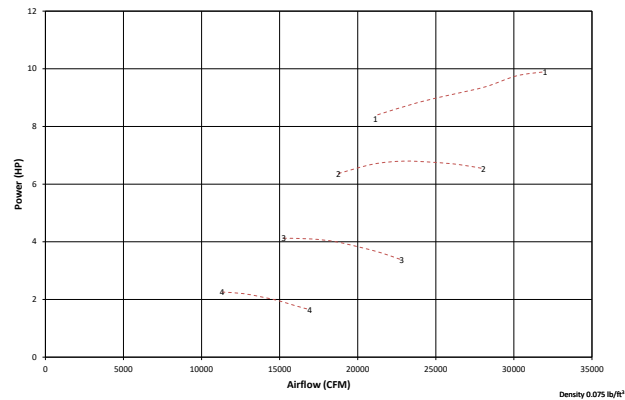
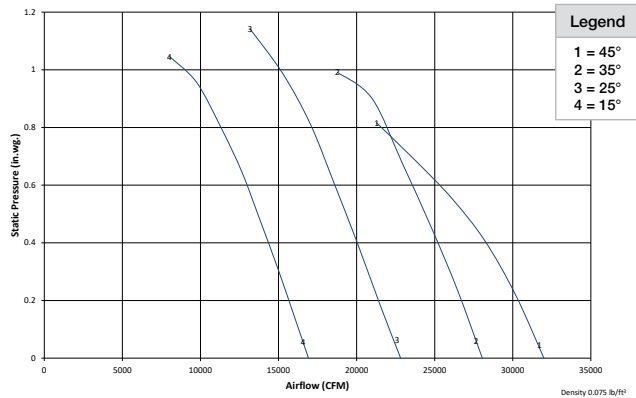
Performance shown is for installation type B: free inlet, ducted outlet. Performance ratings do not include the effects of appurtenances (accessories).

Sound power level ratings and A-weighted sound power ratings are shown in decibels, referred to 10⁻¹² watts, calculated per AMCA Standard 301. Values shown are for (inlet LWi or inlet LWiA) sound power levels for installation type B: free inlet, ducted outlet. The AMCA International Certified Ratings Seal for sound applies to LWA values only. dBA sound pressure values are weighted with 11.5 dB attenuation based on 5 feet from the fan in a hemispherical free field and are not licensed by AMCA International.

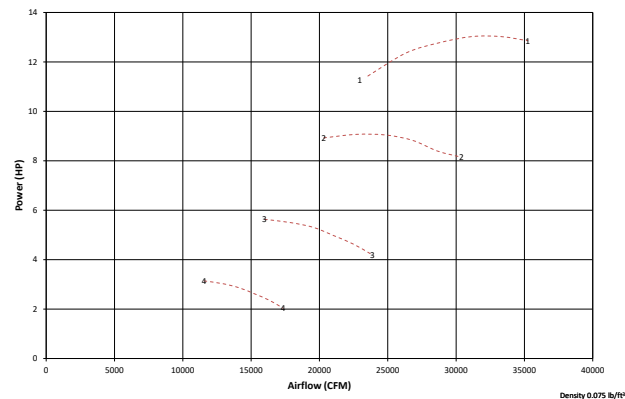
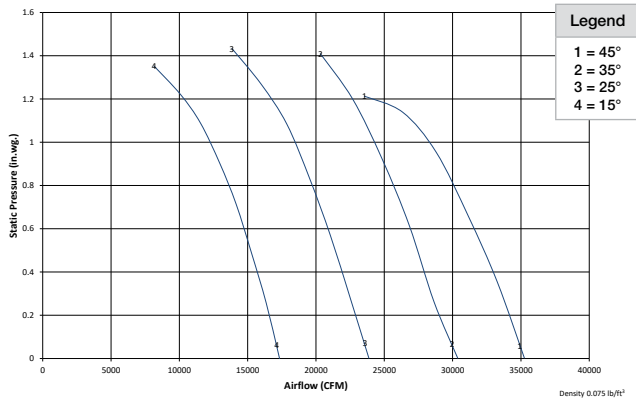
Sound Data

1450 RPM	C1		C2	
Blade Pitch	% WOV	LwA	% WOV	LwA
45°	100	102	100	103
	94	102	95	103
	40	103	74	103
35°	100	100	100	100
	95	99	96	100
	39	102	79	99
25°	100	95	100	98
	93	95	96	97
	85	94	77	95
15°	100	93	100	96
	91	92	93	95
	53	101	68	99

C1 (1170 RPM)



C2 (1170 RPM)



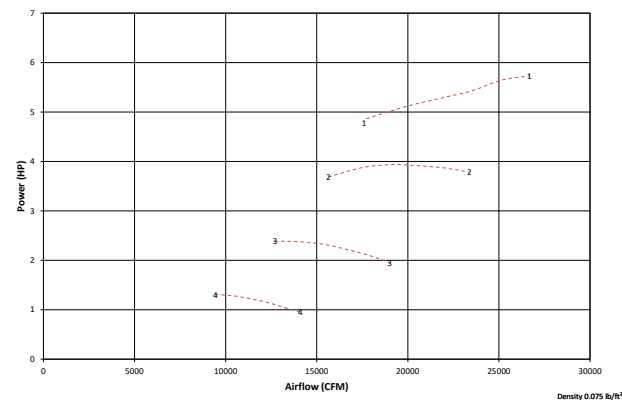
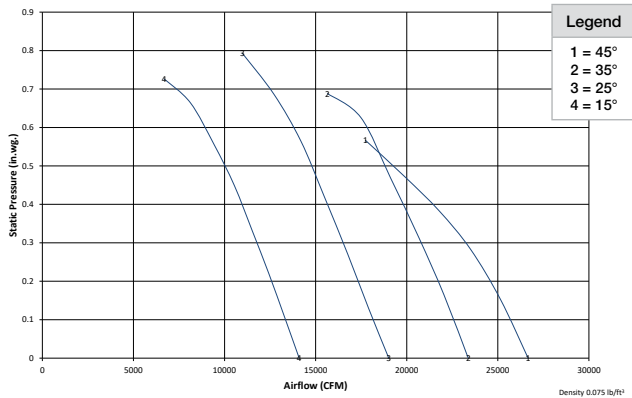
Performance shown is for installation type B: free inlet, ducted outlet. Performance ratings do not include the effects of appurtenances (accessories).

Sound power level ratings and A-weighted sound power ratings are shown in decibels, referred to 10⁻¹² watts, calculated per AMCA Standard 301. Values shown are for (inlet LWi or inlet LWiA) sound power levels for installation type B: free inlet, ducted outlet. The AMCA International Certified Ratings Seal for sound applies to LWA values only. dBA sound pressure values are weighted with 11.5 dB attenuation based on 5 feet from the fan in a hemispherical free field and are not licensed by AMCA International.

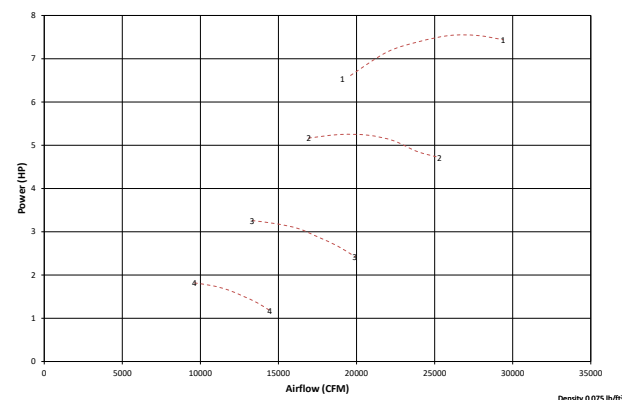
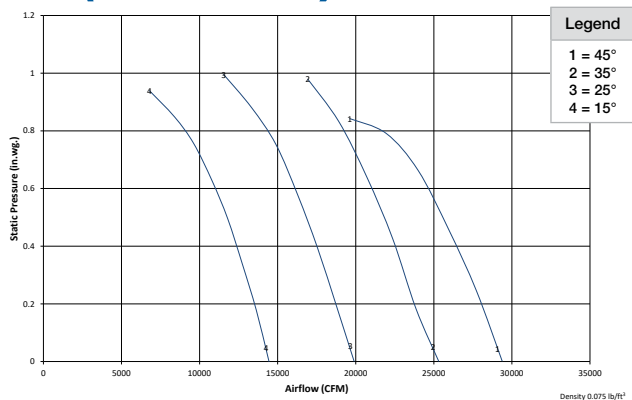
Sound Data

1170 RPM	C1		C2	
Blade Pitch	% WOV	LwA	% WOV	LwA
45°	100	97	100	98
	94	97	95	97
	40	98	74	97
35°	100	94	100	95
	95	94	96	95
	39	97	79	93
25°	100	90	100	92
	93	90	96	92
	85	89	77	90
15°	100	88	100	91
	91	87	93	90
	53	97	68	94

C1 (975 RPM)



C2 (975 RPM)



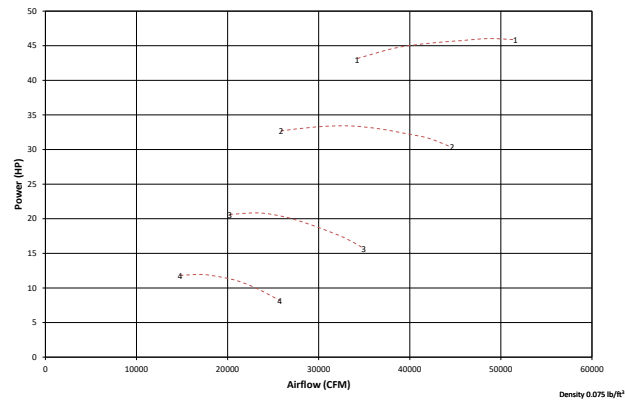
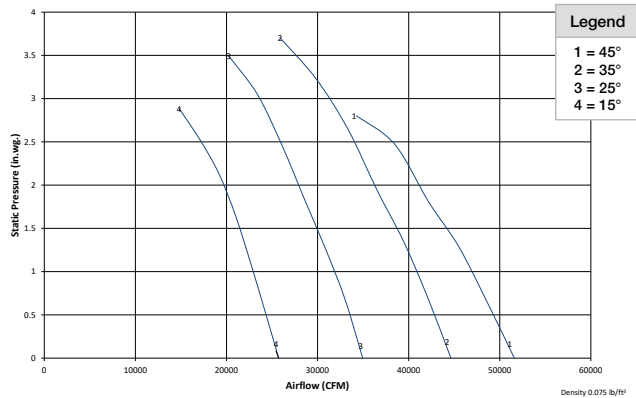
Performance shown is for installation type B: free inlet, ducted outlet. Performance ratings do not include the effects of appurtenances (accessories).

Sound power level ratings and A-weighted sound power ratings are shown in decibels, referred to 10⁻¹² watts, calculated per AMCA Standard 301. Values shown are for (inlet LWi or inlet LWiA) sound power levels for installation type B: free inlet, ducted outlet. The AMCA International Certified Ratings Seal for sound applies to LWA values only. dBA sound pressure values are weighted with 11.5 dB attenuation based on 5 feet from the fan in a hemispherical free field and are not licensed by AMCA International.

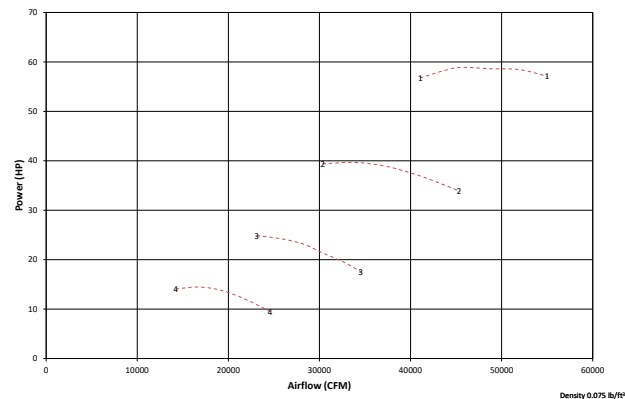
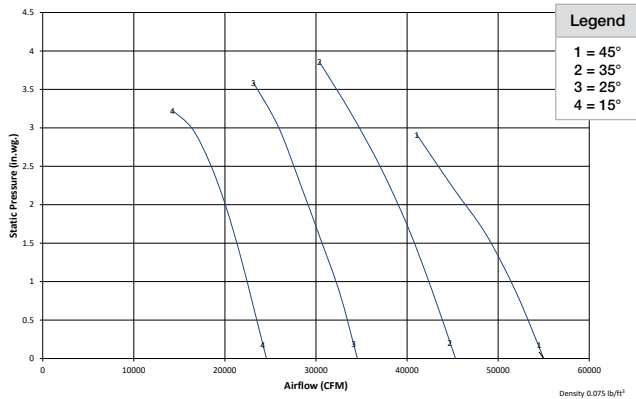
Sound Data

975 RPM	C1		C2	
Blade Pitch	% WOV	LwA	% WOV	LwA
45°	100	92	100	93
	94	92	95	93
	40	93	74	93
35°	100	89	100	90
	95	89	96	90
	39	92	79	89
25°	100	85	100	87
	93	85	96	87
	85	84	77	85
15°	100	83	100	86
	91	82	93	85
	53	91	68	89

C3 (1770 RPM)



C4 (1770 RPM)



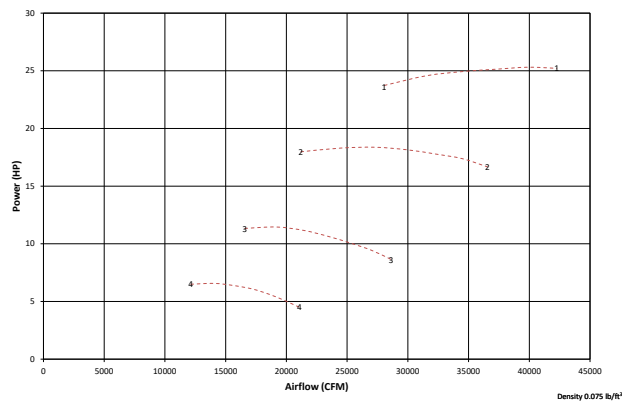
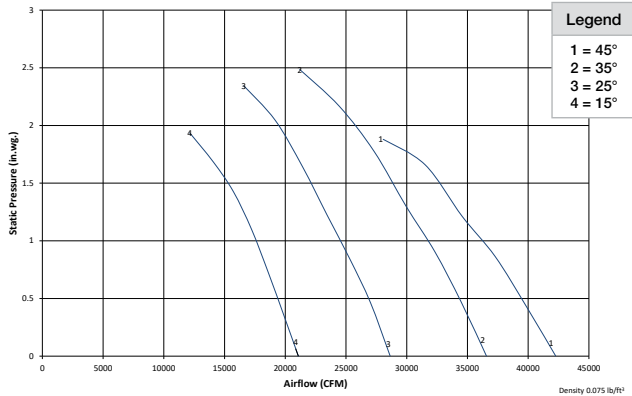
Performance shown is for installation type B: free inlet, ducted outlet. Performance ratings do not include the effects of appurtenances (accessories).

Sound power level ratings and A-weighted sound power ratings are shown in decibels, referred to 10⁻¹² watts, calculated per AMCA Standard 301. Values shown are for (inlet LWi or inlet LWiA) sound power levels for installation type B: free inlet, ducted outlet. The AMCA International Certified Ratings Seal for sound applies to LWA values only. dBA sound pressure values are weighted with 11.5 dB attenuation based on 5 feet from the fan in a hemispherical free field and are not licensed by AMCA International.

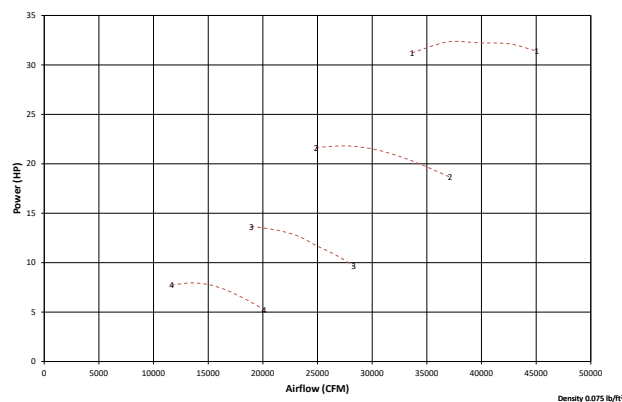
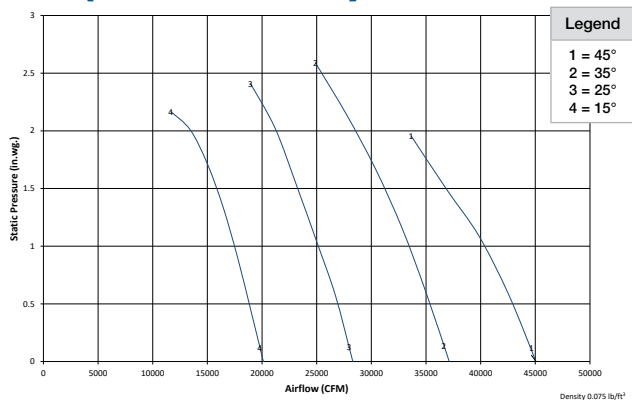
Sound Data

1770 RPM	C3		C4	
Blade Pitch	% WOV	LwA	% WOV	LwA
45°	100	109	100	109
	91	108	92	108
	70	108	78	107
35°	100	106	100	107
	95	106	96	106
	80	103	81	104
25°	100	103	100	105
	95	103	96	105
	77	100	69	100
15°	100	102	100	104
	94	101	99	104
	71	97	84	102

C3 (1450 RPM)



C4 (1450 RPM)



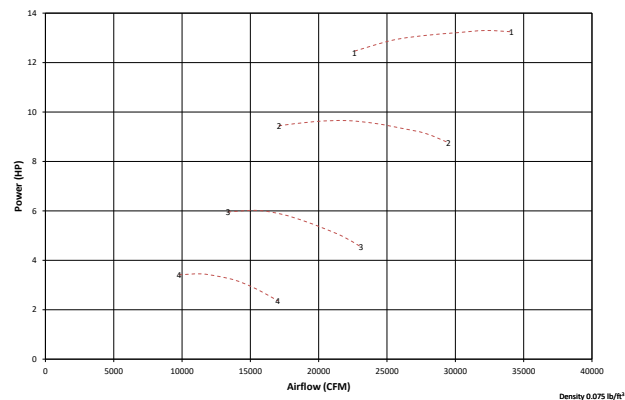
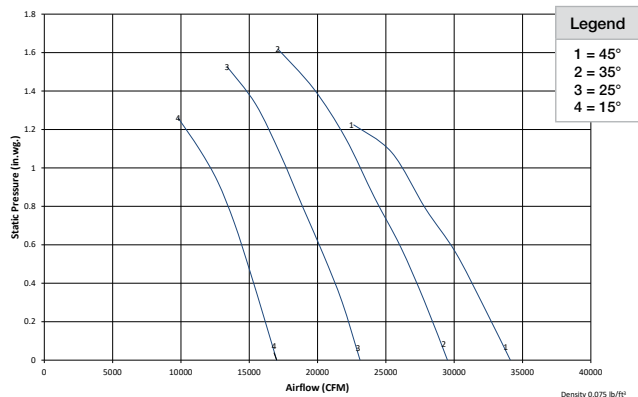
Performance shown is for installation type B: free inlet, ducted outlet. Performance ratings do not include the effects of appurtenances (accessories).

Sound power level ratings and A-weighted sound power ratings are shown in decibels, referred to 10⁻¹² watts, calculated per AMCA Standard 301. Values shown are for (inlet LWi or inlet LWiA) sound power levels for installation type B: free inlet, ducted outlet. The AMCA International Certified Ratings Seal for sound applies to LWA values only. dBA sound pressure values are weighted with 11.5 dB attenuation based on 5 feet from the fan in a hemispherical free field and are not licensed by AMCA International.

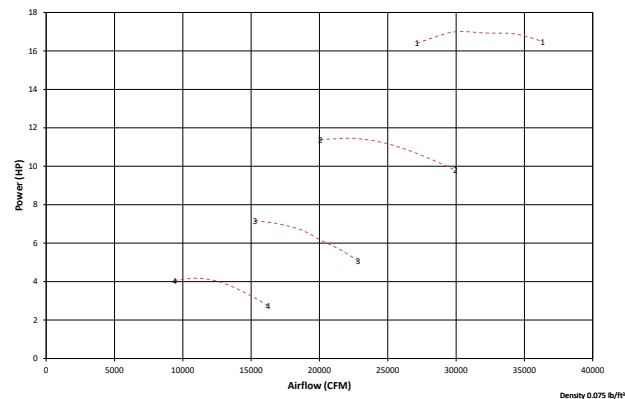
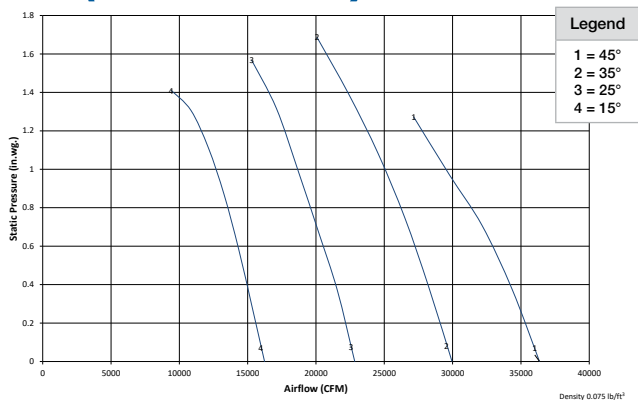
Sound Data

1450 RPM	C3		C4	
Blade Pitch	% WOV	LwA	% WOV	LwA
45°	100	104	100	104
	91	103	92	103
	70	102	78	102
35°	100	100	100	101
	95	100	96	101
	80	98	81	99
25°	100	98	100	100
	95	97	96	100
	77	95	69	95
15°	100	97	100	99
	94	96	99	99
	71	92	84	97

C3 (1170 RPM)



C4 (1170 RPM)



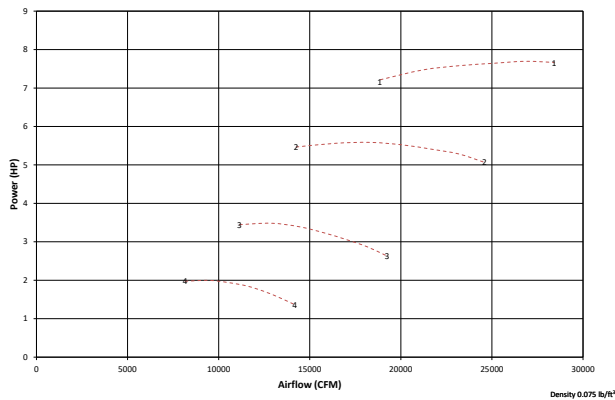
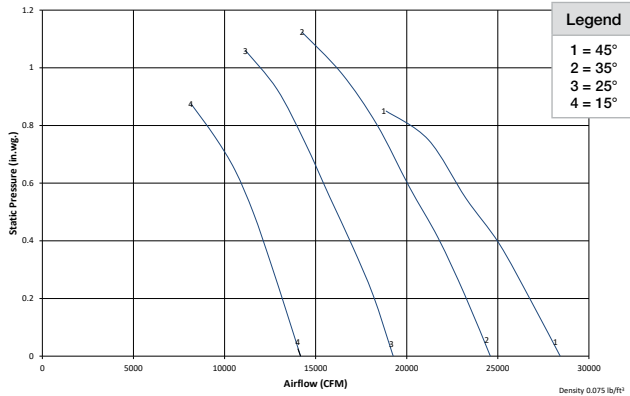
Performance shown is for installation type B: free inlet, ducted outlet. Performance ratings do not include the effects of appurtenances (accessories).

Sound power level ratings and A-weighted sound power ratings are shown in decibels, referred to 10⁻¹² watts, calculated per AMCA Standard 301. Values shown are for (inlet LWi or inlet LWiA) sound power levels for installation type B: free inlet, ducted outlet. The AMCA International Certified Ratings Seal for sound applies to LWA values only. dBA sound pressure values are weighted with 11.5 dB attenuation based on 5 feet from the fan in a hemispherical free field and are not licensed by AMCA International.

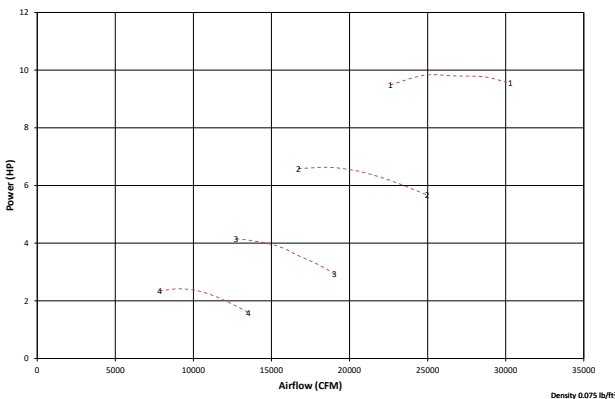
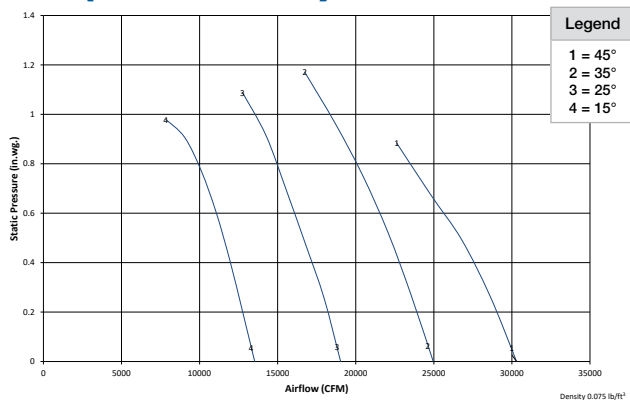
Sound Data

1170 RPM	C3		C4	
Blade Pitch	% WOV	LwA	% WOV	LwA
45°	100	98	100	98
	91	98	92	98
	70	97	78	97
35°	100	95	100	96
	95	95	96	96
	80	93	81	93
25°	100	92	100	95
	95	92	96	94
	77	89	69	89
15°	100	92	100	94
	94	91	99	94
	71	87	84	91

C3 (975 RPM)



C4 (975 RPM)



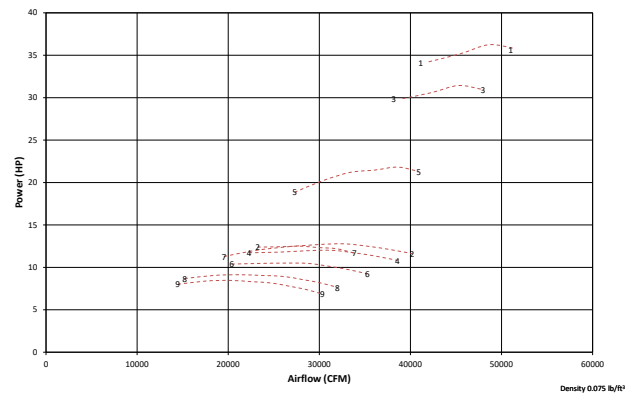
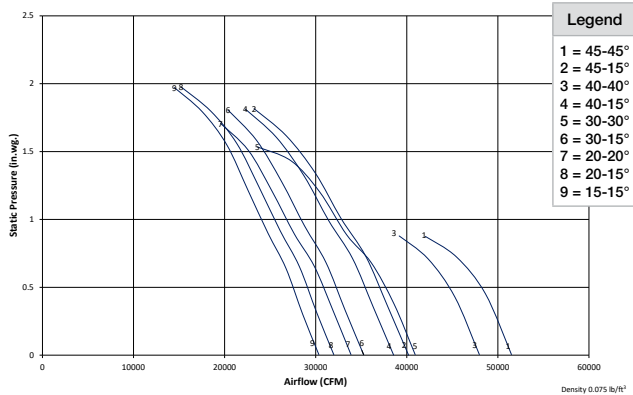
Performance shown is for installation type B: free inlet, ducted outlet. Performance ratings do not include the effects of appurtenances (accessories).

Sound power level ratings and A-weighted sound power ratings are shown in decibels, referred to 10⁻¹² watts, calculated per AMCA Standard 301. Values shown are for (inlet LWi or inlet LWiA) sound power levels for installation type B: free inlet, ducted outlet. The AMCA International Certified Ratings Seal for sound applies to LWA values only. dBA sound pressure values are weighted with 11.5 dB attenuation based on 5 feet from the fan in a hemispherical free field and are not licensed by AMCA International.

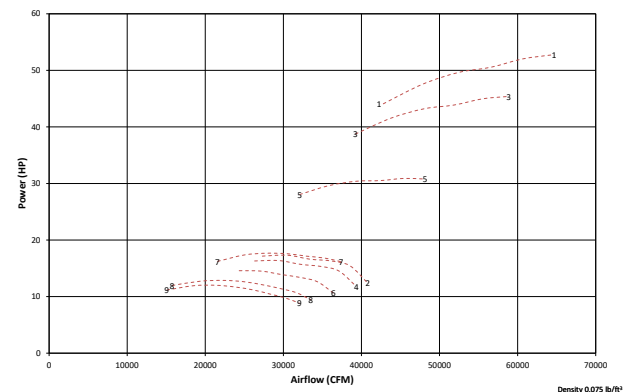
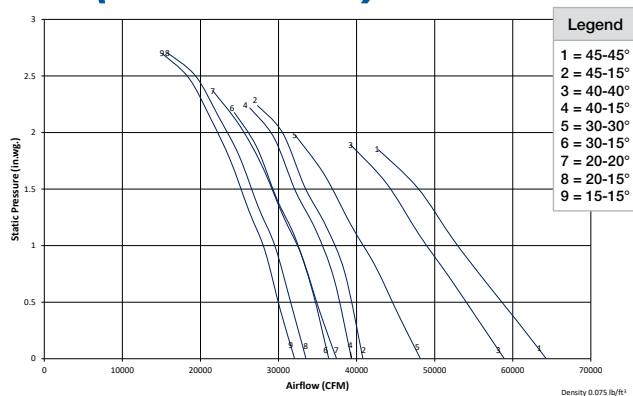
Sound Data

975 RPM	C3		C4	
Blade Pitch	% WOV	LwA	% WOV	LwA
45°	100	93	100	93
	91	93	92	93
	70	92	78	92
35°	100	90	100	91
	95	90	96	91
	80	88	81	88
25°	100	87	100	90
	95	87	96	89
	77	84	69	85
15°	100	87	100	89
	94	86	99	89
	71	82	84	86

W2 (1770 RPM)



W4 (1770 RPM)



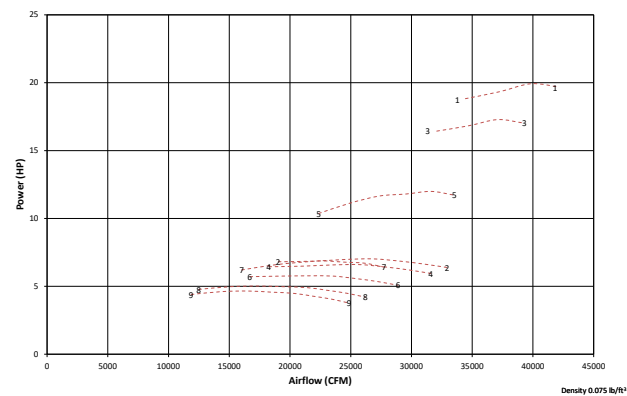
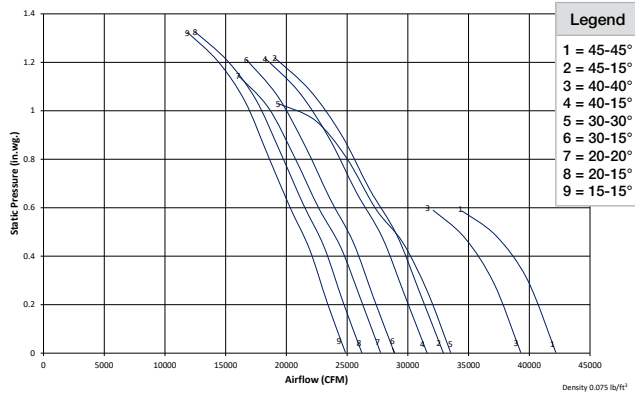
Performance shown is for installation type B: free inlet, ducted outlet. Performance ratings do not include the effects of appurtenances (accessories).

Sound power level ratings and A-weighted sound power ratings are shown in decibels, referred to 10⁻¹² watts, calculated per AMCA Standard 301. Values shown are for (inlet LWi or inlet LWiA) sound power levels for installation type B: free inlet, ducted outlet. The AMCA International Certified Ratings Seal for sound applies to LWA values only. dBA sound pressure values are weighted with 11.5 dB attenuation based on 5 feet from the fan in a hemispherical free field and are not licensed by AMCA International.

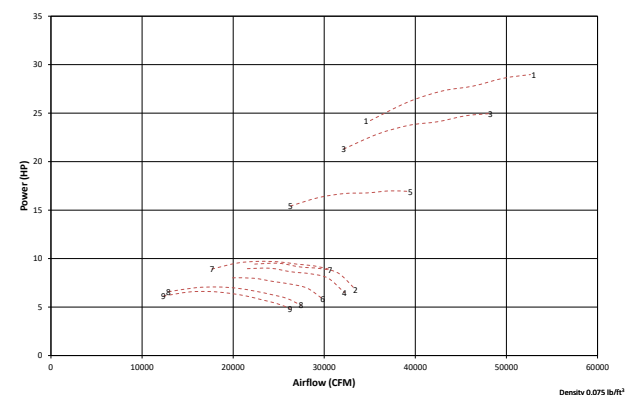
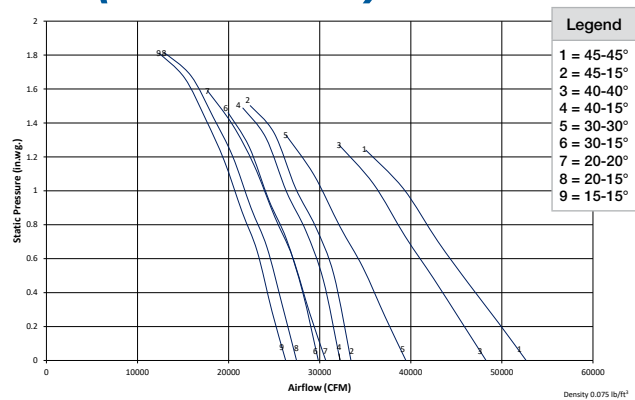
Sound Data

1770 RPM	W2		W4	
Blade Pitch	% WOV	LwA	% WOV	LwA
45-45°	100	110	100	111
	93	110	94	111
	74	111	75	113
45-15°	100	105	100	105
	94	104	95	106
	70	105	72	106
40-40°	100	108	100	109
	92	109	94	109
	73	110	74	112
40-15°	100	104	100	105
	93	104	94	105
	70	104	72	106
30-30°	100	106	100	107
	91	106	94	107
	71	106	73	109
30-15°	100	103	100	104
	92	103	94	105
	69	103	71	106
20-20°	100	103	100	104
	90	103	94	105
	69	103	71	107
20-15°	100	102	100	104
	91	102	94	104
	68	102	71	106
15-15°	100	101	100	103
	90	101	94	103
	68	102	70	106

W2 (1450 RPM)



W4 (1450 RPM)



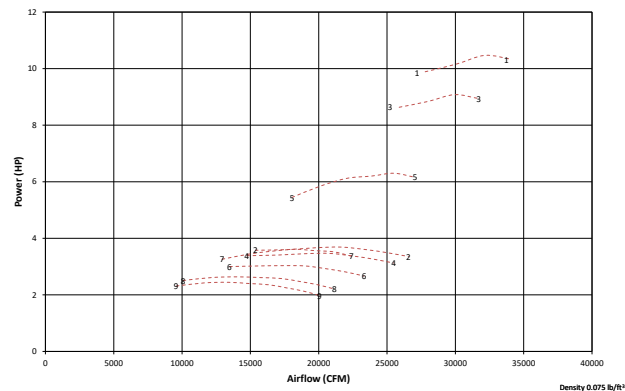
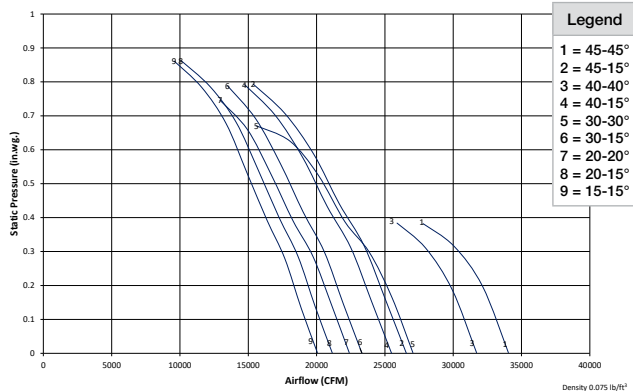
Performance shown is for installation type B: free inlet, ducted outlet. Performance ratings do not include the effects of appurtenances (accessories).

Sound power level ratings and A-weighted sound power ratings are shown in decibels, referred to 10⁻¹² watts, calculated per AMCA Standard 301. Values shown are for (inlet LWi or inlet LWiA) sound power levels for installation type B: free inlet, ducted outlet. The AMCA International Certified Ratings Seal for sound applies to LWA values only. dBA sound pressure values are weighted with 11.5 dB attenuation based on 5 feet from the fan in a hemispherical free field and are not licensed by AMCA International.

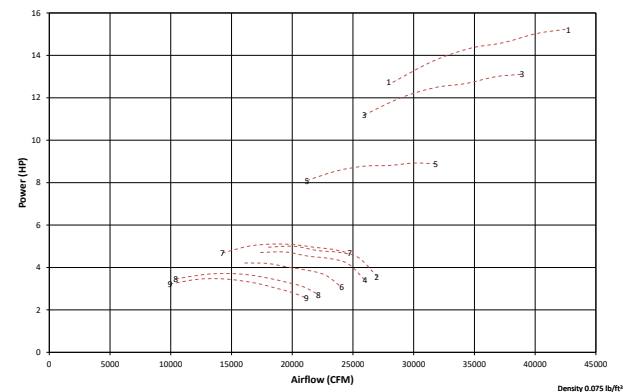
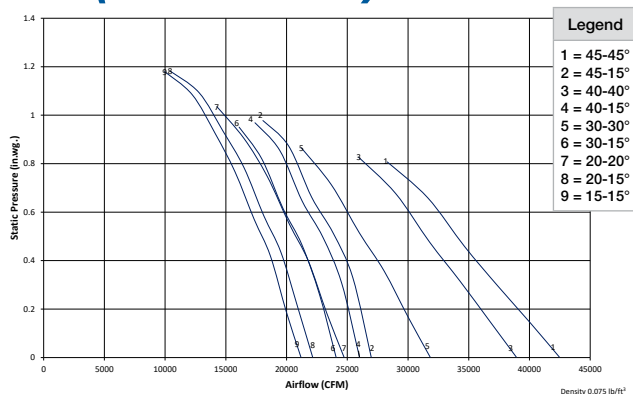
Sound Data

1450 RPM	W2		W4	
Blade Pitch	% WOV	LwA	% WOV	LwA
45-45°	100	105	100	106
	93	106	94	106
	74	106	75	108
45-15°	100	100	100	101
	94	99	95	101
	70	100	72	101
40-40°	100	104	100	105
	92	104	94	105
	73	105	74	107
40-15°	100	99	100	100
	93	99	94	100
	70	100	72	101
30-30°	100	101	100	102
	91	101	94	102
	71	102	73	105
30-15°	100	98	100	100
	92	98	94	100
	69	99	71	101
20-20°	100	98	100	100
	90	98	94	100
	69	99	71	102
20-15°	100	97	100	99
	91	97	94	99
	68	98	71	101
15-15°	100	97	100	99
	90	97	94	99
	68	98	70	101

W2 (1170 RPM)



W4 (1170 RPM)



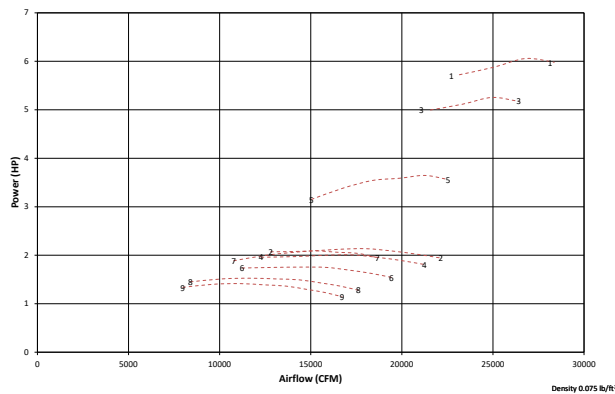
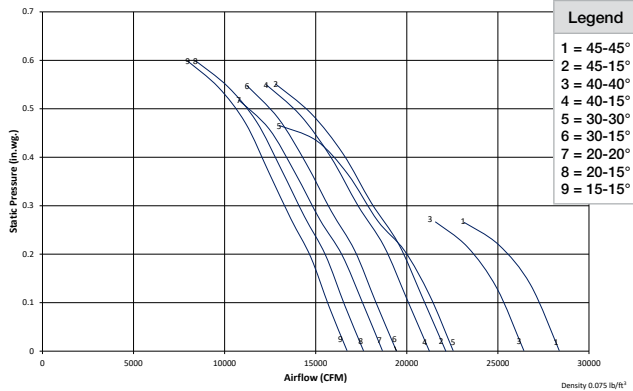
Performance shown is for installation type B: free inlet, ducted outlet. Performance ratings do not include the effects of appurtenances (accessories).

Sound power level ratings and A-weighted sound power ratings are shown in decibels, referred to 10⁻¹² watts, calculated per AMCA Standard 301. Values shown are for inlet LWi or inlet LWiA sound power levels for installation type B: free inlet, ducted outlet. The AMCA International Certified Ratings Seal for sound applies to LWA values only. dBA sound pressure values are weighted with 11.5 dB attenuation based on 5 feet from the fan in a hemispherical free field and are not licensed by AMCA International.

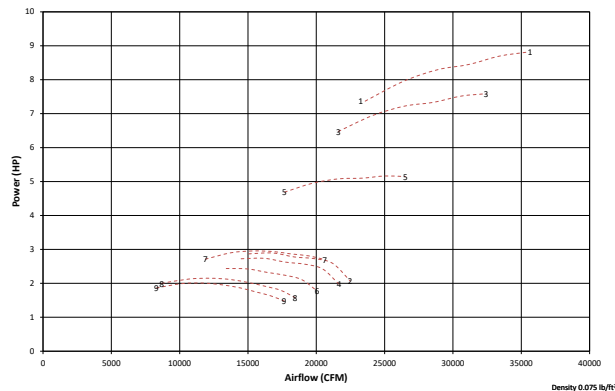
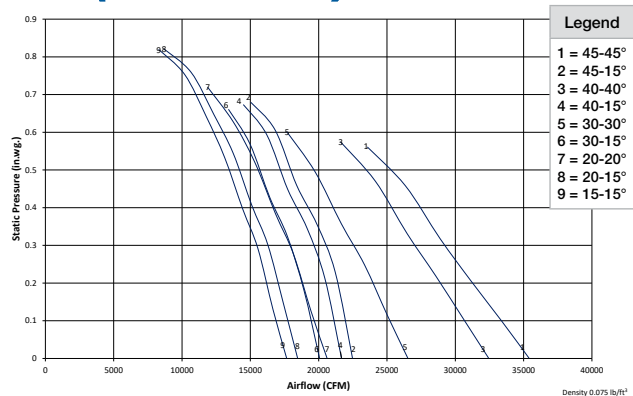
Sound Data

1170 RPM	W2		W4	
Blade Pitch	% WOV	LwA	% WOV	LwA
45-45°	100	100	100	102
	93	101	94	101
	74	101	75	103
45-15°	100	95	100	96
	94	94	95	96
	70	96	72	96
40-40°	100	99	100	100
	92	99	94	100
40-15°	73	100	74	102
	100	94	100	95
	93	94	94	95
30-30°	70	95	72	97
	100	96	100	98
	91	96	94	98
30-15°	71	97	73	100
	100	93	100	95
	92	93	94	95
20-20°	69	94	71	96
	100	93	100	95
	90	94	94	95
20-15°	69	95	71	98
	100	93	100	94
	91	92	94	94
15-15°	68	94	71	96
	100	92	100	94
	90	92	94	94
	68	94	70	96

W2 (975 RPM)



W4 (975 RPM)



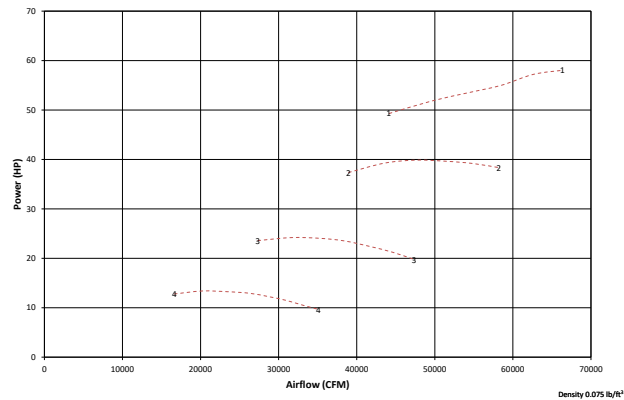
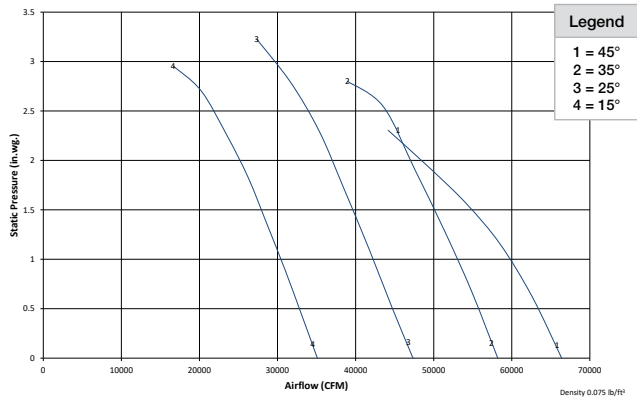
Performance shown is for installation type B: free inlet, ducted outlet. Performance ratings do not include the effects of appurtenances (accessories).

Sound power level ratings and A-weighted sound power ratings are shown in decibels, referred to 10⁻¹² watts, calculated per AMCA Standard 301. Values shown are for (inlet LWi or inlet LWiA) sound power levels for installation type B: free inlet, ducted outlet. The AMCA International Certified Ratings Seal for sound applies to LWA values only. dBA sound pressure values are weighted with 11.5 dB attenuation based on 5 feet from the fan in a hemispherical free field and are not licensed by AMCA International.

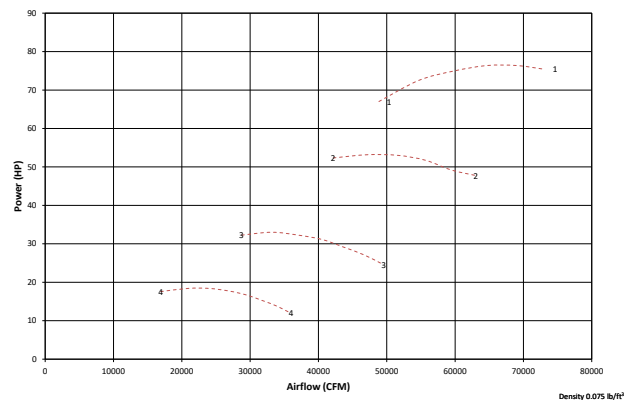
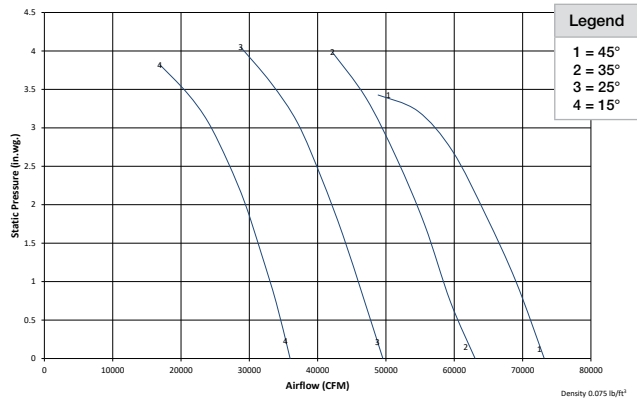
Sound Data

975 RPM	W2		W4	
Blade Pitch	% WOV	LwA	% WOV	LwA
45-45°	100	101	100	96
	93	102	94	96
	74	102	75	97
45-15°	100	91	100	92
	90	91	90	92
	70	92	65	95
40-40°	100	99	100	95
	92	100	92	95
	73	100	73	96
40-15°	100	91	100	92
	90	90	89	92
	69	91	65	95
30-30°	100	95	100	93
	91	96	89	93
	70	96	70	95
30-15°	100	90	100	91
	90	90	88	91
	69	91	65	94
20-20°	100	91	100	91
	91	92	86	91
	68	93	66	94
20-15°	100	90	100	90
	90	90	86	90
	68	91	65	94
15-15°	100	90	100	90
	90	90	85	90
	67	91	65	94

C1 (1770 RPM)



C2 (1770 RPM)



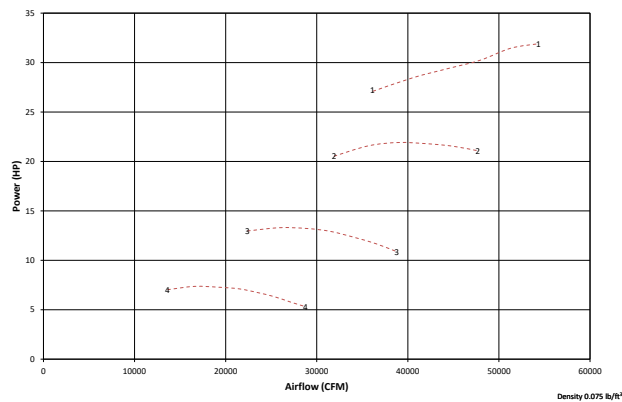
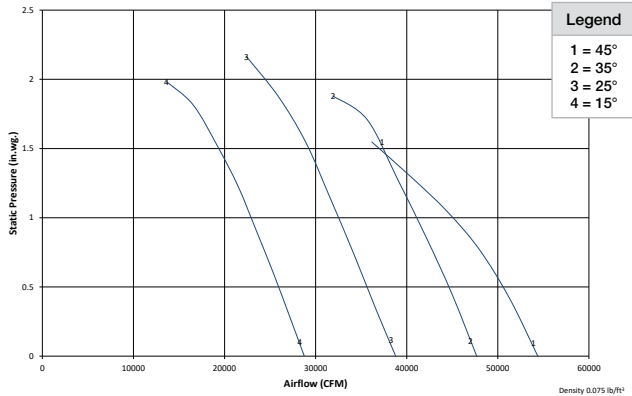
Performance shown is for installation type B: free inlet, ducted outlet. Performance ratings do not include the effects of appurtenances (accessories).

Sound power level ratings and A-weighted sound power ratings are shown in decibels, referred to 10⁻¹² watts, calculated per AMCA Standard 301. Values shown are for (inlet LWi or inlet LWiA) sound power levels for installation type B: free inlet, ducted outlet. The AMCA International Certified Ratings Seal for sound applies to LWA values only. dBA sound pressure values are weighted with 11.5 dB attenuation based on 5 feet from the fan in a hemispherical free field and are not licensed by AMCA International.

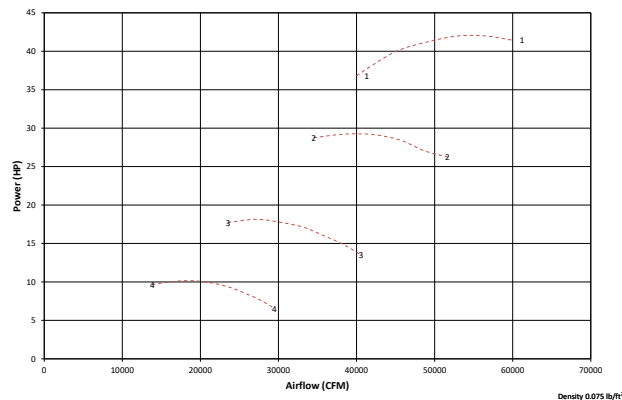
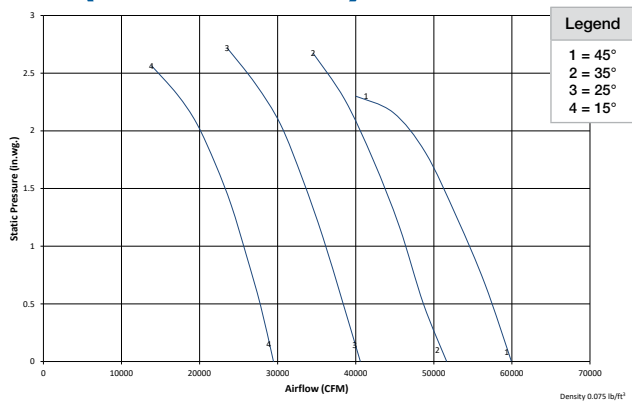
Sound Data

1770 RPM	C1		C2	
Blade Pitch	% WOV	LwA	% WOV	LwA
45°	100	107	100	108
	90	107	90	107
	75	107	75	109
35°	100	105	100	106
	91	105	90	106
	75	104	75	105
25°	100	102	100	103
	80	100	90	102
	60	102	70	102
15°	100	100	100	102
	90	98	90	100
	70	101	70	109

C1 (1450 RPM)



C2 (1450 RPM)



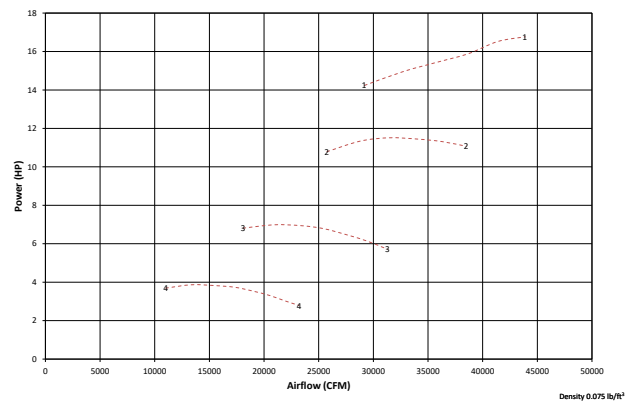
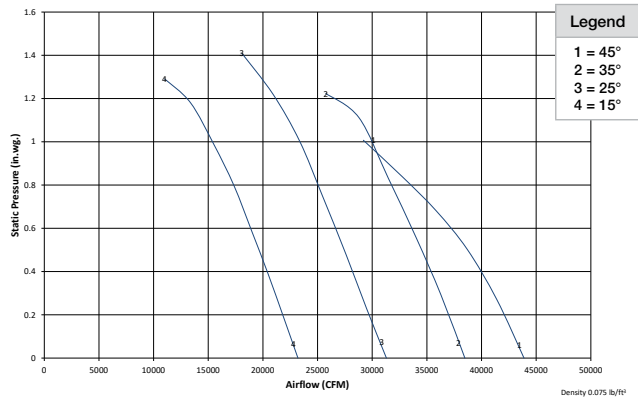
Performance shown is for installation type B: free inlet, ducted outlet. Performance ratings do not include the effects of appurtenances (accessories).

Sound power level ratings and A-weighted sound power ratings are shown in decibels, referred to 10⁻¹² watts, calculated per AMCA Standard 301. Values shown are for (inlet LWi or inlet LWiA) sound power levels for installation type B: free inlet, ducted outlet. The AMCA International Certified Ratings Seal for sound applies to LWA values only. dBA sound pressure values are weighted with 11.5 dB attenuation based on 5 feet from the fan in a hemispherical free field and are not licensed by AMCA International.

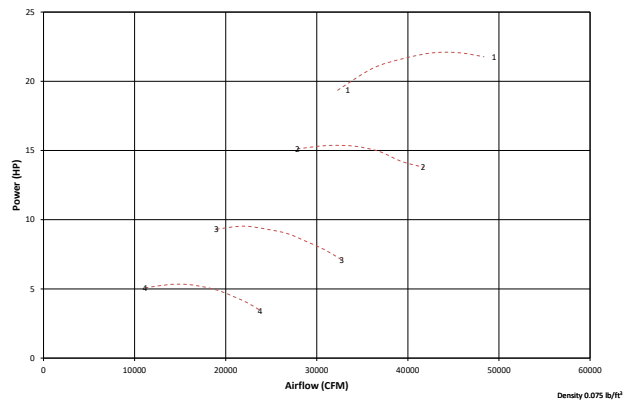
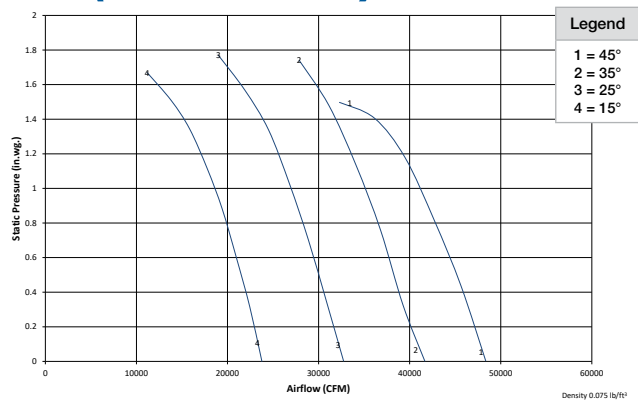
Sound Data

1450 RPM	C1		C2	
Blade Pitch	% WOV	LwA	% WOV	LwA
45°	100	102	100	102
	90	102	90	102
	75	102	75	104
35°	100	100	100	101
	91	100	90	100
	75	99	75	99
25°	100	96	100	98
	80	95	90	97
	60	96	70	97
15°	100	94	100	97
	90	93	90	95
	70	96	70	103

C1 (1170 RPM)



C2 (1170 RPM)



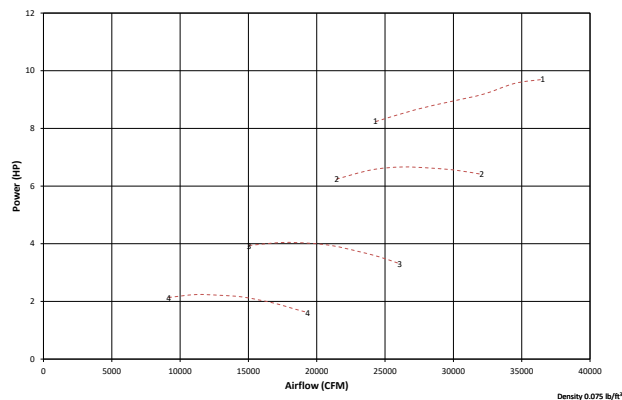
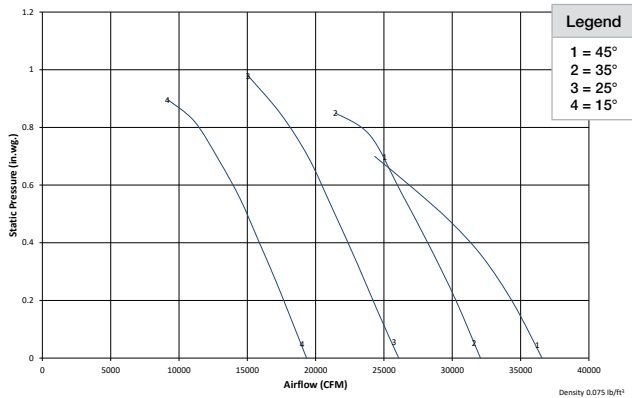
Performance shown is for installation type B: free inlet, ducted outlet. Performance ratings do not include the effects of appurtenances (accessories).

Sound power level ratings and A-weighted sound power ratings are shown in decibels, referred to 10⁻¹² watts, calculated per AMCA Standard 301. Values shown are for (inlet LWi or inlet LWiA) sound power levels for installation type B: free inlet, ducted outlet. The AMCA International Certified Ratings Seal for sound applies to LWA values only. dBA sound pressure values are weighted with 11.5 dB attenuation based on 5 feet from the fan in a hemispherical free field and are not licensed by AMCA International.

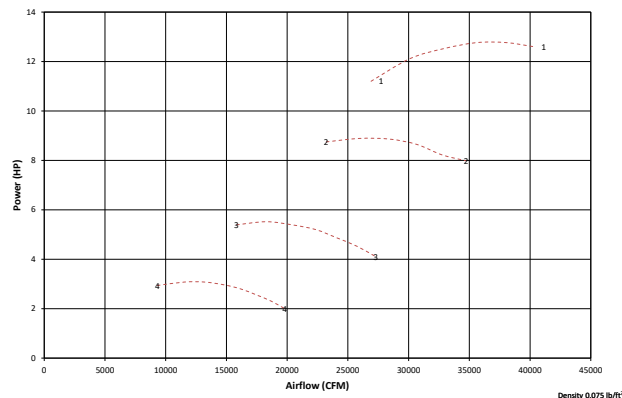
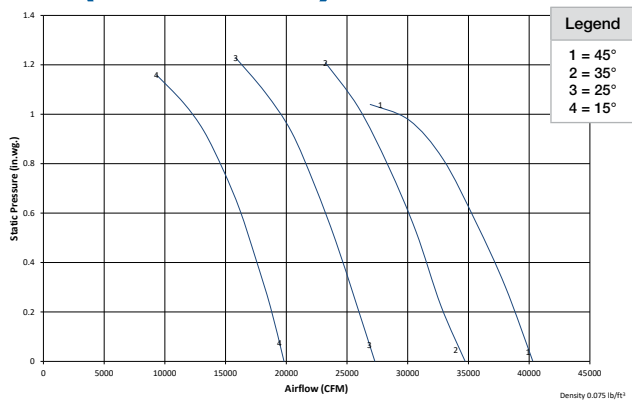
Sound Data

1170 RPM	C1		C2	
Blade Pitch	% WOV	LwA	% WOV	LwA
45°	100	96	100	97
	90	96	90	97
	75	97	75	99
35°	100	94	100	95
	90	93	90	94
	74	93	70	94
25°	100	91	100	92
	80	90	90	91
	60	90	70	90
15°	100	89	100	91
	90	87	90	89
	70	91	70	97

C1 (975 RPM)



C2 (975 RPM)



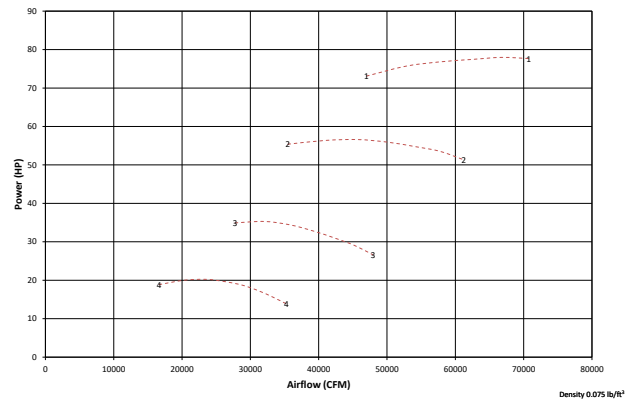
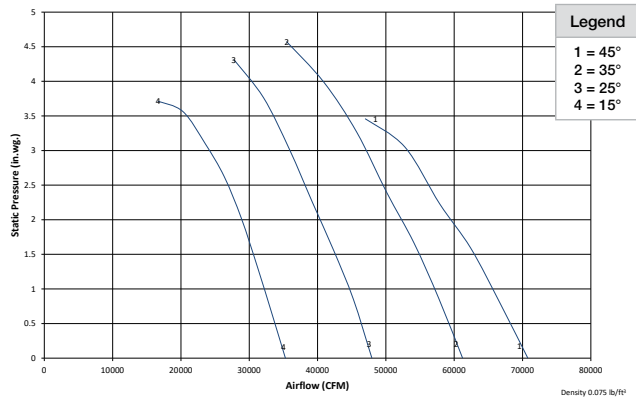
Performance shown is for installation type B: free inlet, ducted outlet. Performance ratings do not include the effects of appurtenances (accessories).

Sound power level ratings and A-weighted sound power ratings are shown in decibels, referred to 10⁻¹² watts, calculated per AMCA Standard 301. Values shown are for (inlet LWi or inlet LWiA) sound power levels for installation type B: free inlet, ducted outlet. The AMCA International Certified Ratings Seal for sound applies to LWA values only. dBA sound pressure values are weighted with 11.5 dB attenuation based on 5 feet from the fan in a hemispherical free field and are not licensed by AMCA International.

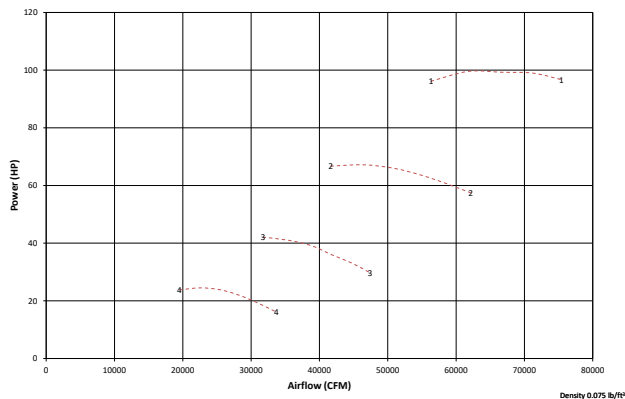
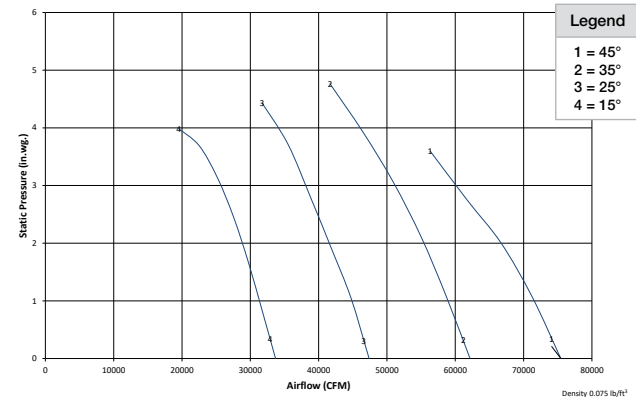
Sound Data

975 RPM	C1		C2	
Blade Pitch	% WOV	LwA	% WOV	LwA
45°	100	92	100	93
	90	92	90	92
	75	92	75	94
35°	100	89	100	91
	90	89	90	90
	74	88	70	89
25°	100	87	100	88
	80	85	90	87
	60	86	70	86
15°	100	85	100	87
	90	83	90	85
	70	87	70	94

C3 (1770 RPM)



C4 (1770 RPM)



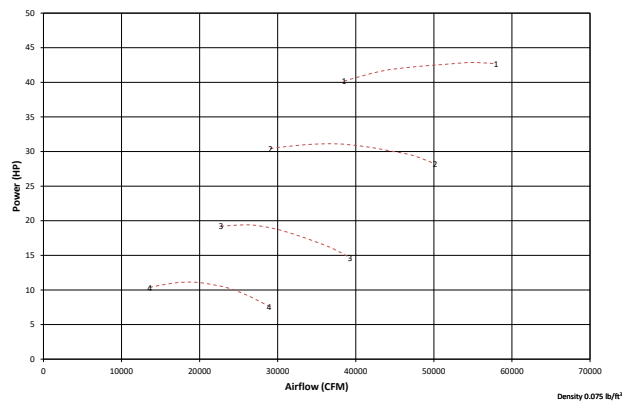
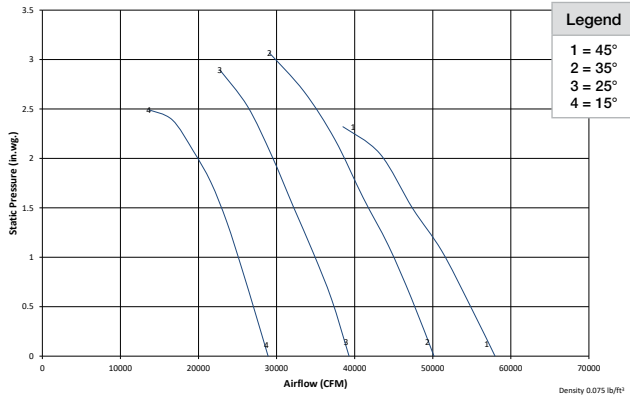
Performance shown is for installation type B: free inlet, ducted outlet. Performance ratings do not include the effects of appurtenances (accessories).

Sound power level ratings and A-weighted sound power ratings are shown in decibels, referred to 10⁻¹² watts, calculated per AMCA Standard 301. Values shown are for (inlet LWi or inlet LWiA) sound power levels for installation type B: free inlet, ducted outlet. The AMCA International Certified Ratings Seal for sound applies to LWA values only. dBA sound pressure values are weighted with 11.5 dB attenuation based on 5 feet from the fan in a hemispherical free field and are not licensed by AMCA International.

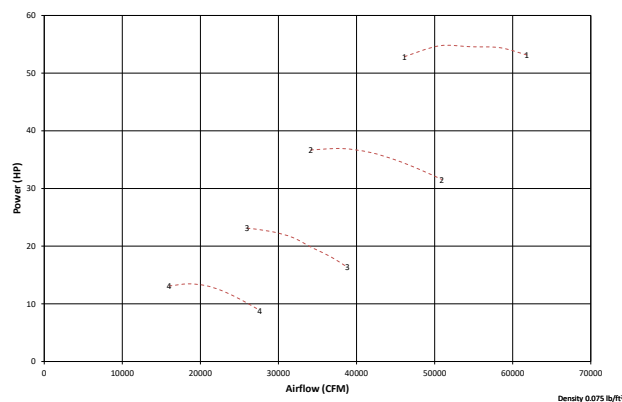
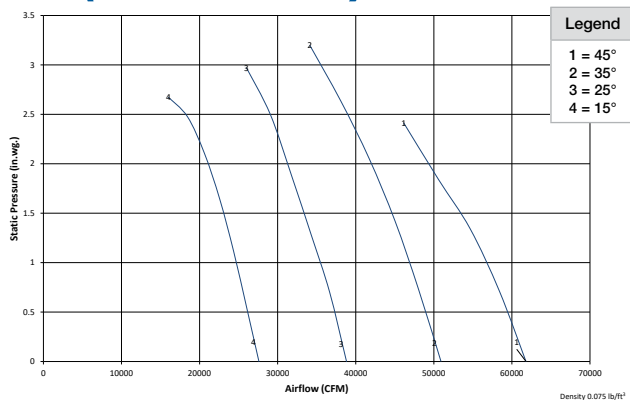
Sound Data

1770 RPM	C3		C4	
Blade Pitch	% WOV	LwA	% WOV	LwA
45°	100	109	100	112
	90	109	90	111
	70	108	76	110
35°	100	106	100	109
	90	106	90	109
	70	105	71	107
25°	100	103	100	106
	90	102	90	105
	70	101	75	104
15°	100	103	100	105
	90	101	90	105
	75	100	75	105

C3 (1450 RPM)



C4 (1450 RPM)



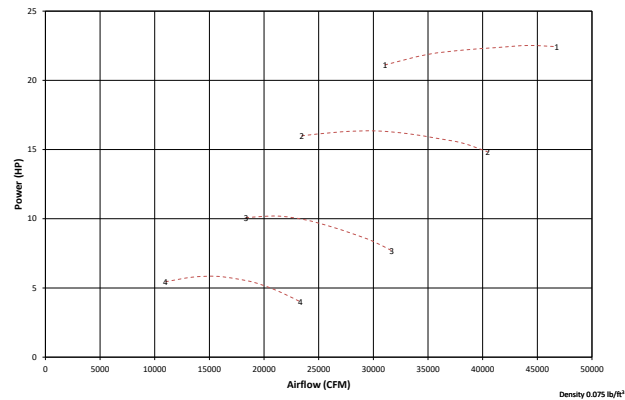
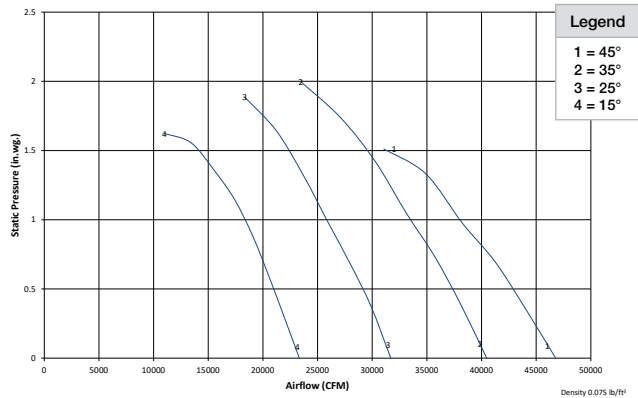
Performance shown is for installation type B: free inlet, ducted outlet. Performance ratings do not include the effects of appurtenances (accessories).

Sound power level ratings and A-weighted sound power ratings are shown in decibels, referred to 10⁻¹² watts, calculated per AMCA Standard 301. Values shown are for (inlet LWi or inlet LWiA) sound power levels for installation type B: free inlet, ducted outlet. The AMCA International Certified Ratings Seal for sound applies to LWA values only. dBA sound pressure values are weighted with 11.5 dB attenuation based on 5 feet from the fan in a hemispherical free field and are not licensed by AMCA International.

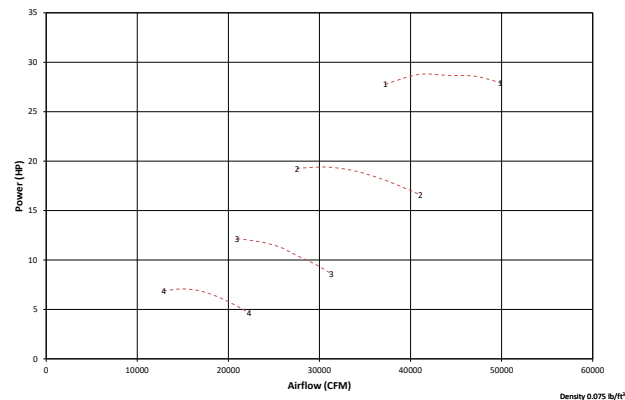
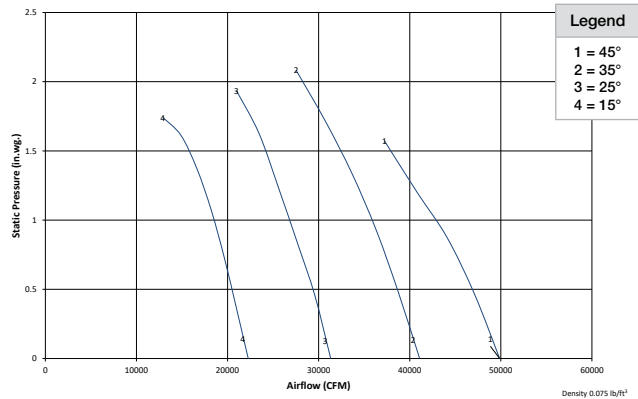
Sound Data

1450 RPM	C3		C4	
Blade Pitch	% WOV	LwA	% WOV	LwA
45°	100	105	100	107
	90	104	90	106
	70	104	76	104
35°	100	101	100	104
	90	101	90	103
	70	100	71	101
25°	100	99	100	101
	90	97	90	100
	70	96	75	98
15°	100	98	100	100
	90	97	90	99
	75	95	75	100

C3 (1170 RPM)



C4 (1170 RPM)



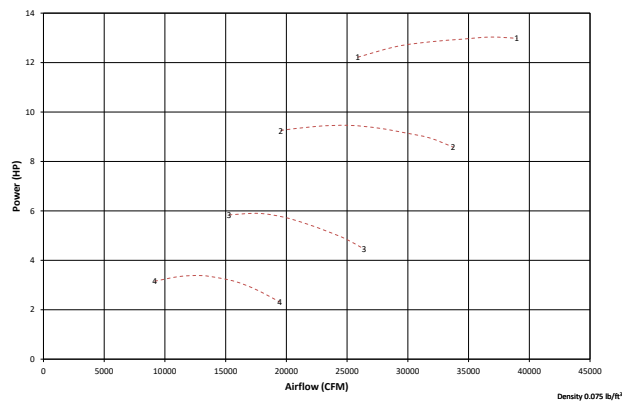
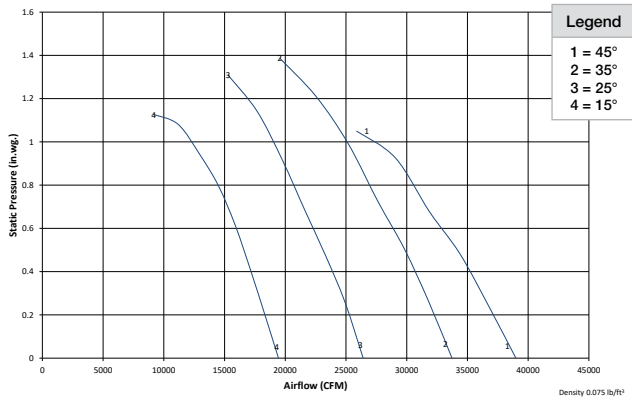
Performance shown is for installation type B: free inlet, ducted outlet. Performance ratings do not include the effects of appurtenances (accessories).

Sound power level ratings and A-weighted sound power ratings are shown in decibels, referred to 10⁻¹² watts, calculated per AMCA Standard 301. Values shown are for (inlet LWi or inlet LWiA) sound power levels for installation type B: free inlet, ducted outlet. The AMCA International Certified Ratings Seal for sound applies to LWA values only. dBA sound pressure values are weighted with 11.5 dB attenuation based on 5 feet from the fan in a hemispherical free field and are not licensed by AMCA International.

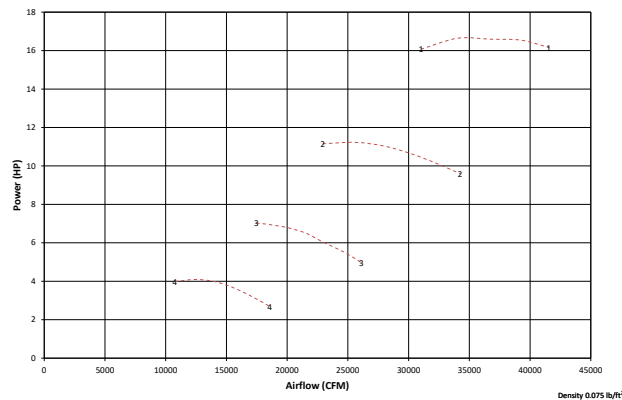
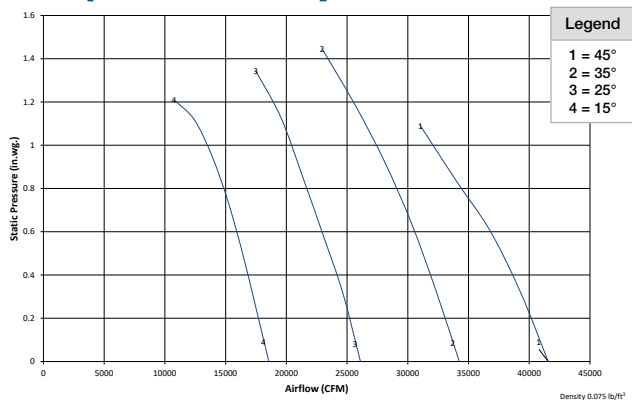
Sound Data

1170 RPM	C3		C4	
Blade Pitch	% WOV	LwA	% WOV	LwA
45°	100	99	100	101
	90	99	90	100
	75	98	76	99
35°	100	97	100	99
	90	96	90	98
	71	95	71	96
25°	100	94	100	96
	90	93	90	95
	75	91	75	93
15°	100	93	100	95
	90	92	90	94
	75	90	75	95

C3 (975 RPM)



C4 (975 RPM)



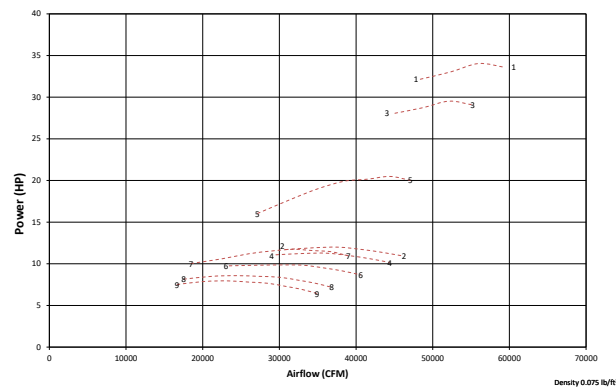
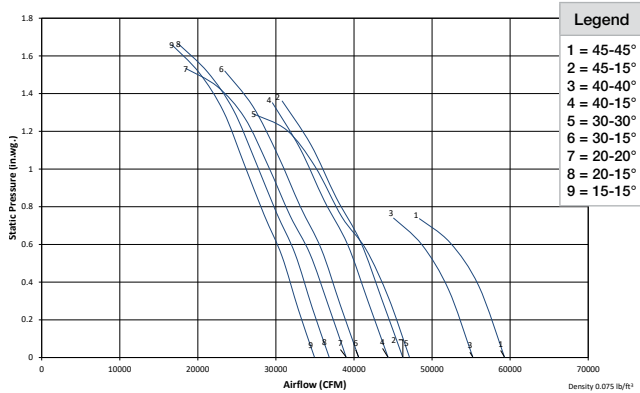
Performance shown is for installation type B: free inlet, ducted outlet. Performance ratings do not include the effects of appurtenances (accessories).

Sound power level ratings and A-weighted sound power ratings are shown in decibels, referred to 10⁻¹² watts, calculated per AMCA Standard 301. Values shown are for (inlet LWi or inlet LWiA) sound power levels for installation type B: free inlet, ducted outlet. The AMCA International Certified Ratings Seal for sound applies to LWA values only. dBA sound pressure values are weighted with 11.5 dB attenuation based on 5 feet from the fan in a hemispherical free field and are not licensed by AMCA International.

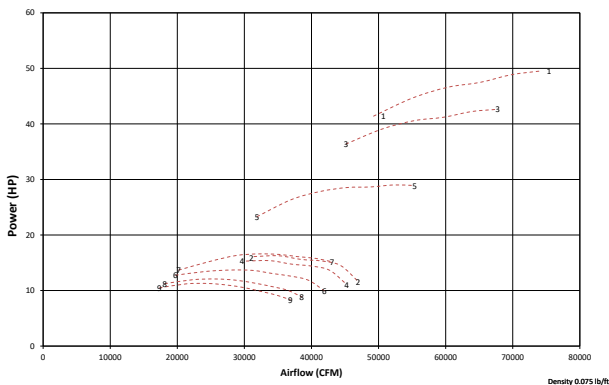
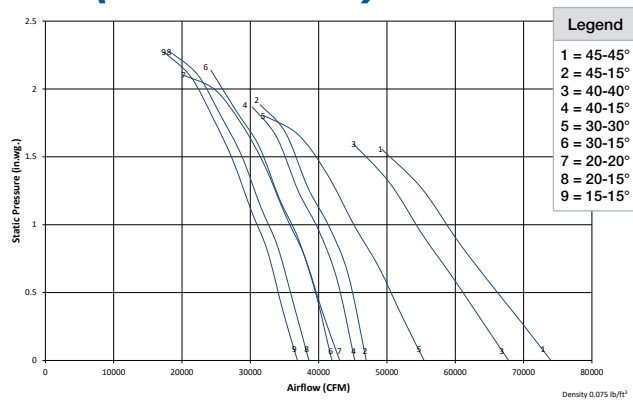
Sound Data

975 RPM	C3		C4	
Blade Pitch	% WOV	LwA	% WOV	LwA
45°	100	95	100	96
	90	94	90	95
	75	93	75	94
35°	100	92	100	95
	90	92	90	94
	71	91	75	92
25°	100	90	100	91
	90	88	90	90
	75	87	75	88
15°	100	88	100	90
	90	88	91	90
	75	86	70	91

W2 (1450 RPM)



W4 (1450 RPM)



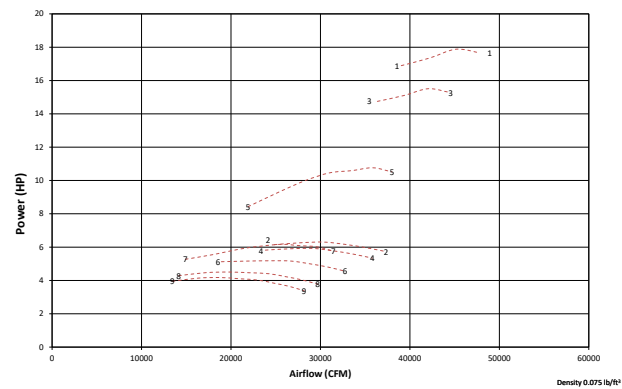
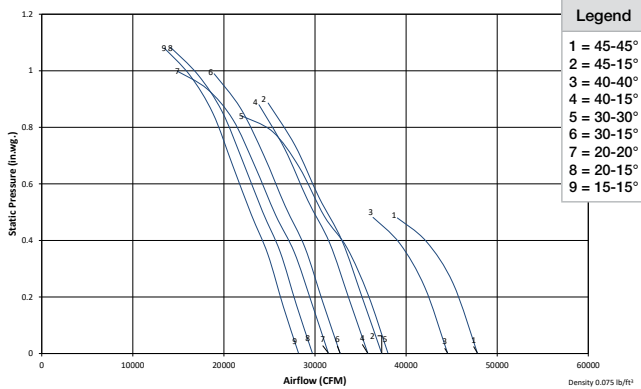
Performance shown is for installation type B: free inlet, ducted outlet. Performance ratings do not include the effects of appurtenances (accessories).

Sound power level ratings and A-weighted sound power ratings are shown in decibels, referred to 10⁻¹² watts, calculated per AMCA Standard 301. Values shown are for inlet LWi or inlet LWiA sound power levels for installation type B: free inlet, ducted outlet. The AMCA International Certified Ratings Seal for sound applies to LWA values only. dBA sound pressure values are weighted with 11.5 dB attenuation based on 5 feet from the fan in a hemispherical free field and are not licensed by AMCA International.

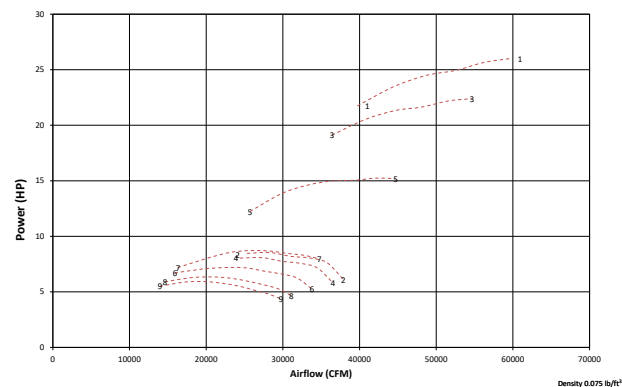
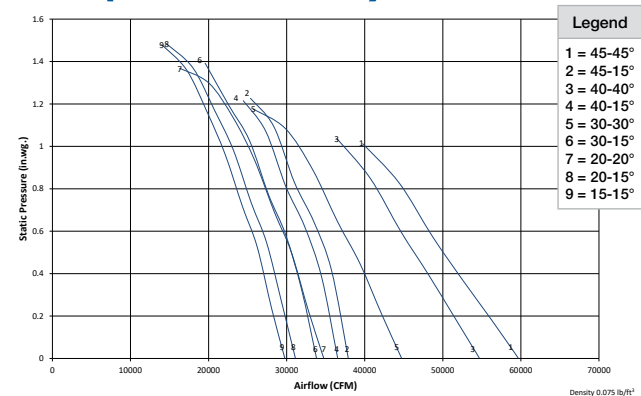
Sound Data

1450 RPM	W2		W4	
Blade Pitch	% WOV	LwA	% WOV	LwA
45-45°	100	105	100	106
	96	105	97	106
	76	104	80	106
45-15°	100	99	100	101
	98	99	99	101
	70	99	75	101
40-40°	100	103	100	105
	95	103	97	105
40-15°	100	99	100	100
	97	99	99	101
	69	99	74	101
30-30°	100	101	100	97
	93	101	98	97
	71	101	75	98
30-15°	100	98	100	99
	94	98	99	100
	68	98	73	101
20-20°	100	98	100	100
	91	98	98	100
	67	99	72	101
20-15°	100	97	100	99
	91	97	99	99
	66	98	71	100
15-15°	100	97	100	98
	90	97	99	99
	66	98	70	100

W2 (1170 RPM)



W4 (1170 RPM)



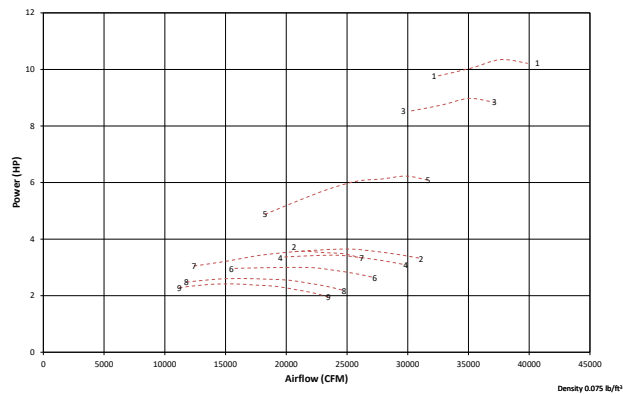
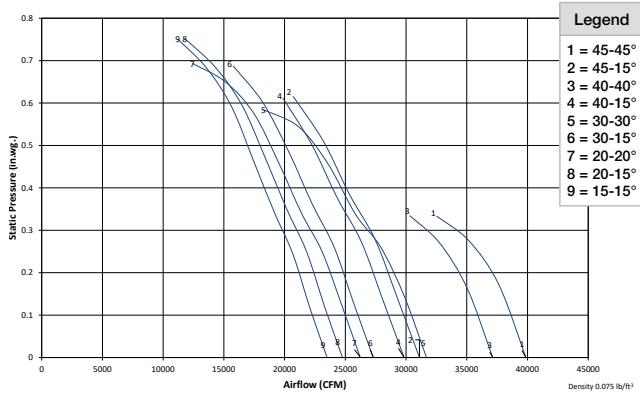
Performance shown is for installation type B: free inlet, ducted outlet. Performance ratings do not include the effects of appurtenances (accessories).

Sound power level ratings and A-weighted sound power ratings are shown in decibels, referred to 10⁻¹² watts, calculated per AMCA Standard 301. Values shown are for (inlet LWi or inlet LWiA) sound power levels for installation type B: free inlet, ducted outlet. The AMCA International Certified Ratings Seal for sound applies to LWA values only. dBA sound pressure values are weighted with 11.5 dB attenuation based on 5 feet from the fan in a hemispherical free field and are not licensed by AMCA International.

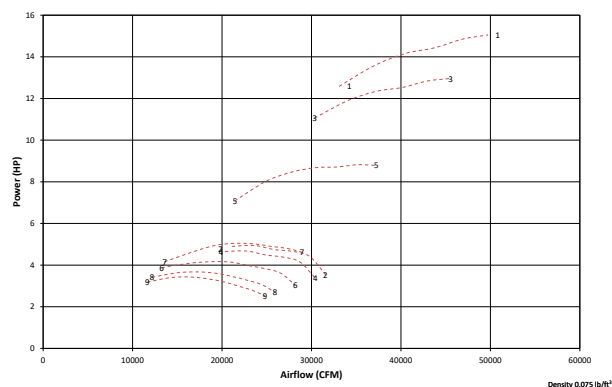
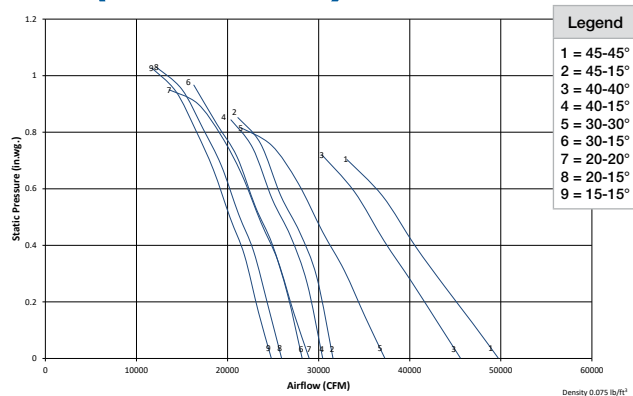
Sound Data

1170 RPM	W2		W4	
Blade Pitch	% WOV	LwA	% WOV	LwA
45-45°	100	100	100	101
	96	100	97	101
	76	100	80	101
45-15°	100	94	100	96
	98	94	99	96
	70	94	75	96
40-40°	100	99	100	100
	95	99	97	100
40-15°	100	94	100	95
	97	94	99	95
	69	95	74	96
30-30°	100	96	100	97
	93	96	98	97
	71	96	75	98
30-15°	100	93	100	94
	94	93	99	94
	68	94	73	96
20-20°	100	93	100	95
	91	93	98	95
	67	94	72	96
20-15°	100	92	100	94
	91	92	99	94
	66	94	71	96
15-15°	100	92	100	93
	90	92	99	94
	66	94	70	95

W2 (975 RPM)



W4 (975 RPM)



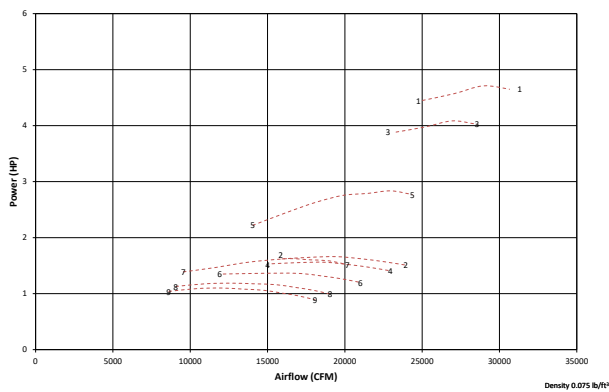
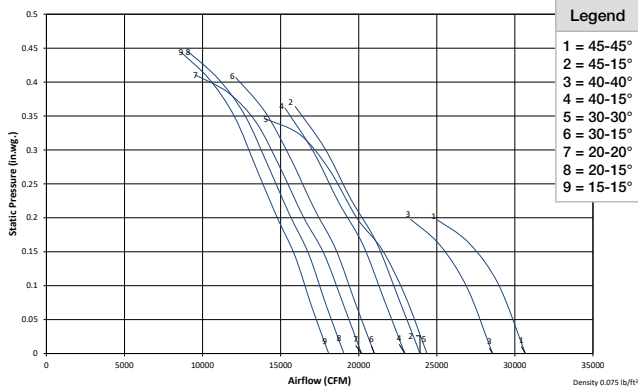
Performance shown is for installation type B: free inlet, ducted outlet. Performance ratings do not include the effects of appurtenances (accessories).

Sound power level ratings and A-weighted sound power ratings are shown in decibels, referred to 10⁻¹² watts, calculated per AMCA Standard 301. Values shown are for inlet LWi or inlet LWiA sound power levels for installation type B: free inlet, ducted outlet. The AMCA International Certified Ratings Seal for sound applies to LWA values only. dBA sound pressure values are weighted with 11.5 dB attenuation based on 5 feet from the fan in a hemispherical free field and are not licensed by AMCA International.

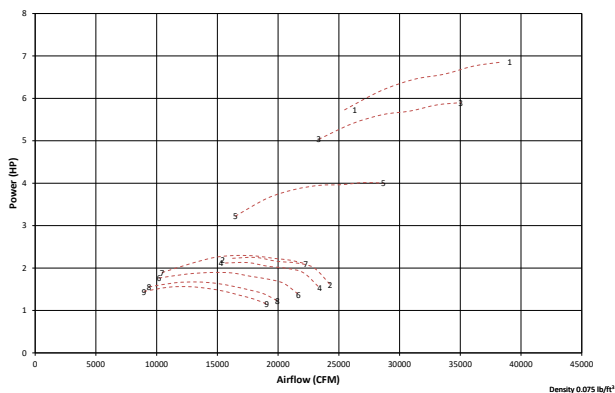
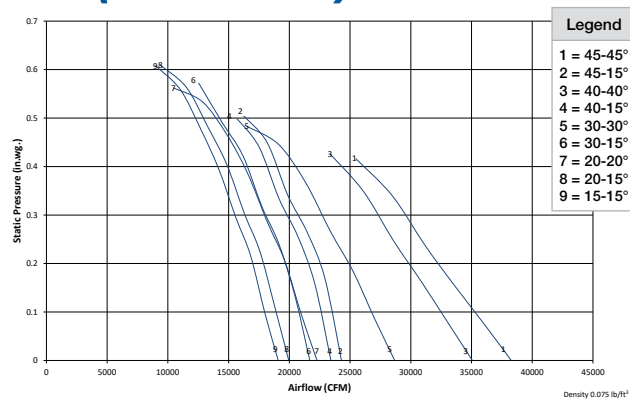
Sound Data

975 RPM	W2		W4	
Blade Pitch	% WOV	LwA	% WOV	LwA
45-45°	100	106	100	97
	96	106	97	97
	76	105	80	97
45-15°	100	90	100	91
	90	90	90	92
	70	90	61	96
40-40°	100	103	100	96
	95	103	94	96
	75	103	76	96
40-15°	100	90	100	91
	90	90	88	91
	70	90	61	95
30-30°	100	98	100	93
	93	98	88	93
	73	98	70	95
30-15°	100	90	100	84
	90	90	85	85
	70	90	60	88
20-20°	100	92	100	91
	91	92	83	91
	71	93	63	94
20-15°	100	90	100	90
	90	90	82	90
	70	90	60	93
15-15°	100	90	100	89
	90	90	80	90
	70	90	60	93

W2 (750 RPM)



W4 (750 RPM)



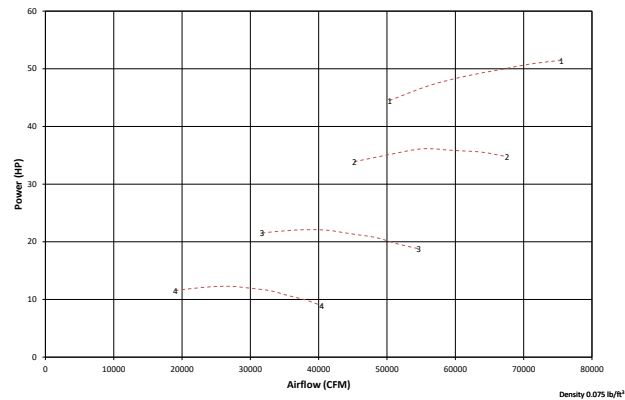
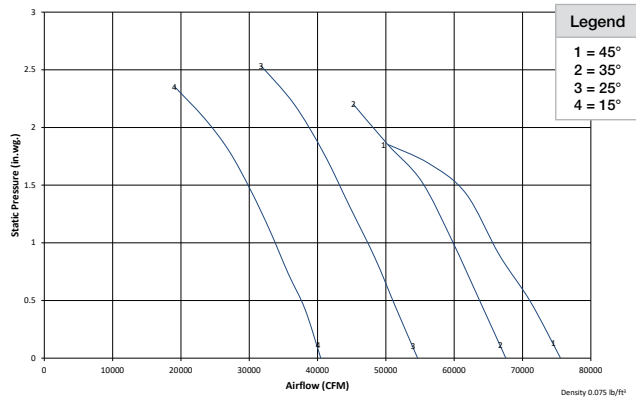
Performance shown is for installation type B: free inlet, ducted outlet. Performance ratings do not include the effects of appurtenances (accessories).

Sound power level ratings and A-weighted sound power ratings are shown in decibels, referred to 10⁻¹² watts, calculated per AMCA Standard 301. Values shown are for (inlet LWi or inlet LWiA) sound power levels for installation type B: free inlet, ducted outlet. The AMCA International Certified Ratings Seal for sound applies to LWA values only. dBA sound pressure values are weighted with 11.5 dB attenuation based on 5 feet from the fan in a hemispherical free field and are not licensed by AMCA International.

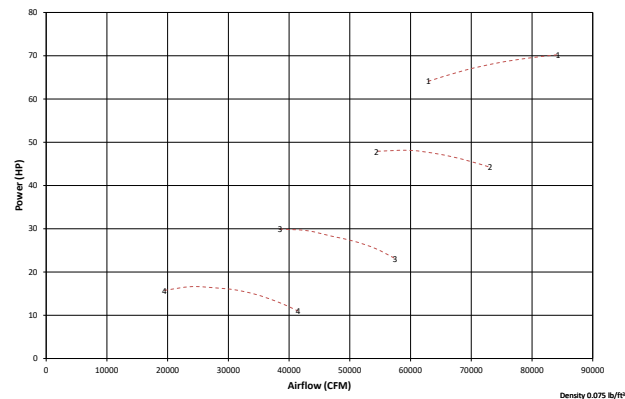
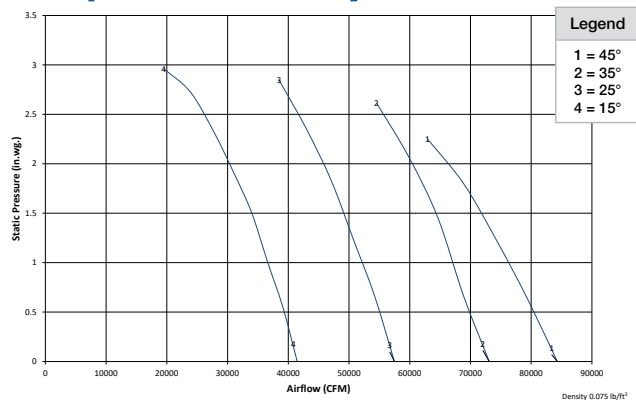
Sound Data

750 RPM	W2		W4	
Blade Pitch	% WOV	LwA	% WOV	LwA
45-45°	100	100	100	91
	96	100	97	91
	76	100	80	91
45-15°	100	84	100	85
	90	84	90	86
	70	85	61	89
40-40°	100	97	100	90
	95	97	94	90
	75	97	76	90
40-15°	100	84	100	85
	90	84	88	85
	70	85	61	89
30-30°	100	92	100	87
	93	92	88	87
	73	92	70	89
30-15°	100	84	100	90
	90	84	85	91
	70	85	60	94
20-20°	100	86	100	85
	91	86	83	85
	71	87	63	88
20-15°	100	84	100	84
	90	84	82	84
	70	85	60	87
15-15°	100	84	100	83
	90	84	80	84
	70	85	60	87

C1 (1450 RPM)



C2 (1450 RPM)



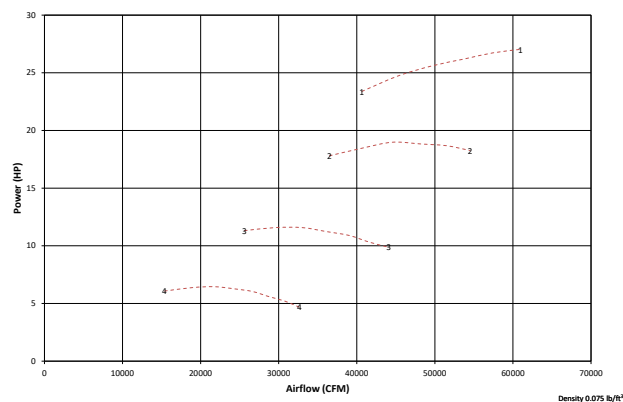
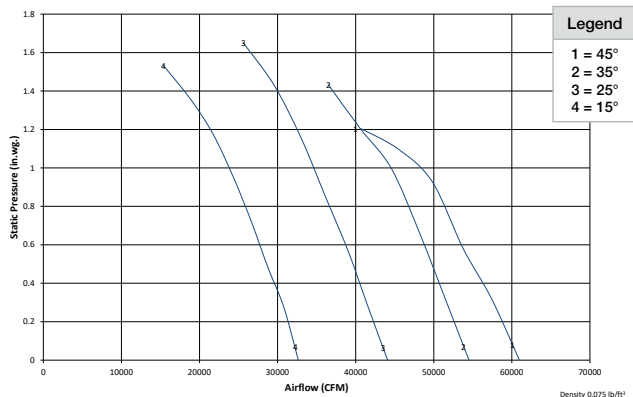
Performance shown is for installation type B: free inlet, ducted outlet. Performance ratings do not include the effects of appurtenances (accessories).

Sound power level ratings and A-weighted sound power ratings are shown in decibels, referred to 10⁻¹² watts, calculated per AMCA Standard 301. Values shown are for (inlet LWi or inlet LWiA) sound power levels for installation type B: free inlet, ducted outlet. The AMCA International Certified Ratings Seal for sound applies to LWA values only. dBA sound pressure values are weighted with 11.5 dB attenuation based on 5 feet from the fan in a hemispherical free field and are not licensed by AMCA International.

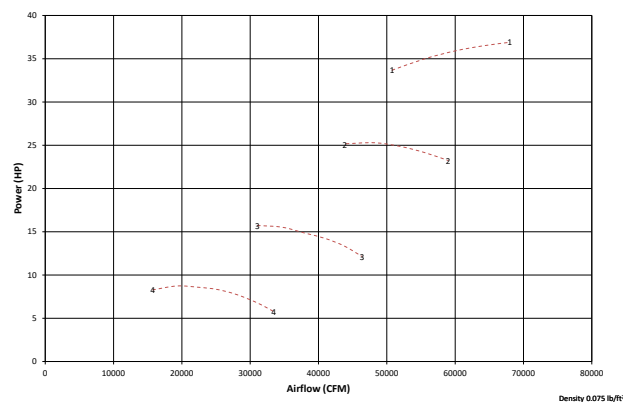
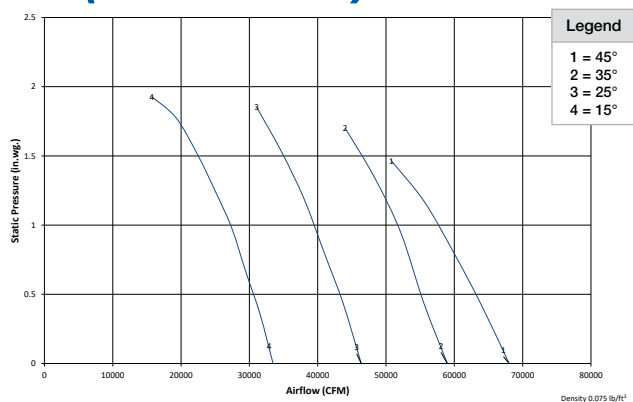
Sound Data

1450 RPM	C1		C2	
Blade Pitch	% WOV	LwA	% WOV	LwA
45°	100	106	100	106
	92	105	92	106
	61	110	77	107
35°	100	104	100	105
	94	104	92	105
	67	108	76	107
25°	100	101	100	102
	84	101	93	102
	62	105	78	108
15°	100	98	100	101
	89	99	92	102
	60	104	69	108

C1 (1170 RPM)



C2 (1170 RPM)



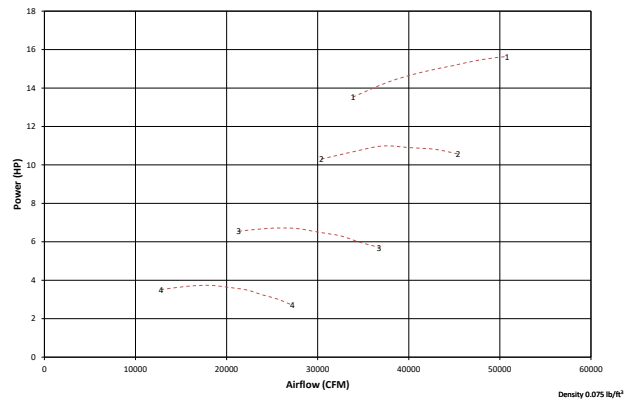
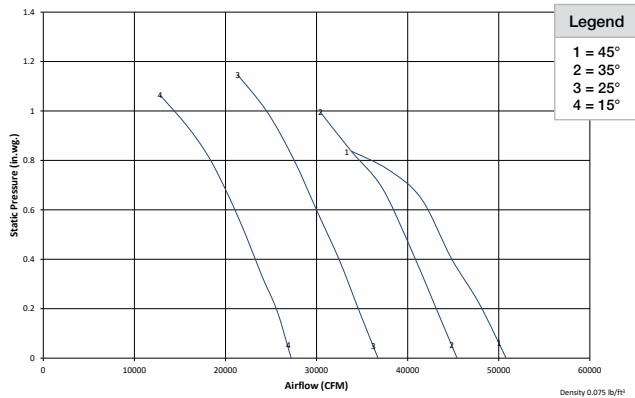
Performance shown is for installation type B: free inlet, ducted outlet. Performance ratings do not include the effects of appurtenances (accessories).

Sound power level ratings and A-weighted sound power ratings are shown in decibels, referred to 10⁻¹² watts, calculated per AMCA Standard 301. Values shown are for (inlet LWi or inlet LWiA) sound power levels for installation type B: free inlet, ducted outlet. The AMCA International Certified Ratings Seal for sound applies to LWA values only. dBA sound pressure values are weighted with 11.5 dB attenuation based on 5 feet from the fan in a hemispherical free field and are not licensed by AMCA International.

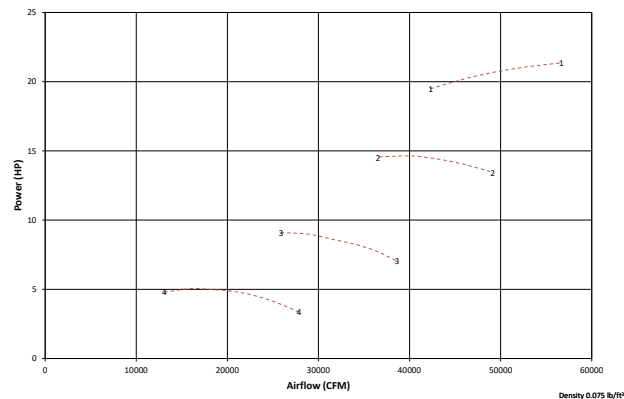
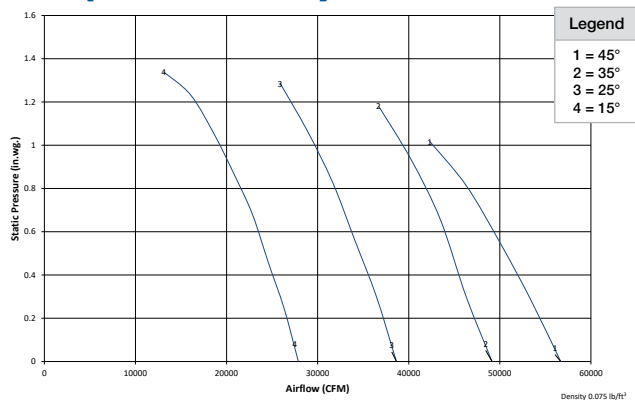
Sound Data

1170 RPM	C1		C2	
Blade Pitch	% WOV	LwA	% WOV	LwA
45°	100	101	100	101
	92	100	92	101
	61	104	77	102
35°	100	99	100	100
	94	99	92	100
	67	102	76	102
25°	100	96	100	97
	84	96	93	97
	62	99	78	103
15°	100	93	100	95
	89	94	92	97
	60	99	69	103

C1 (975 RPM)



C2 (975 RPM)



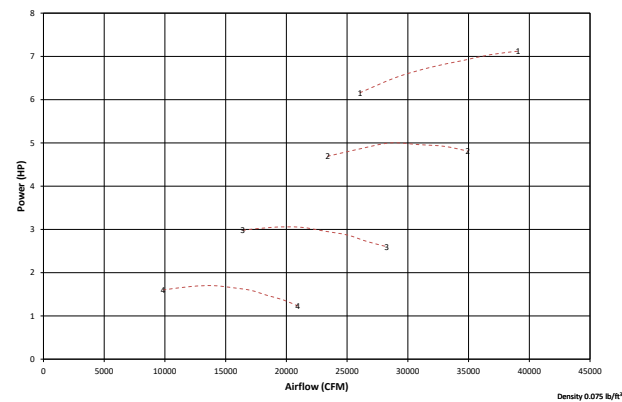
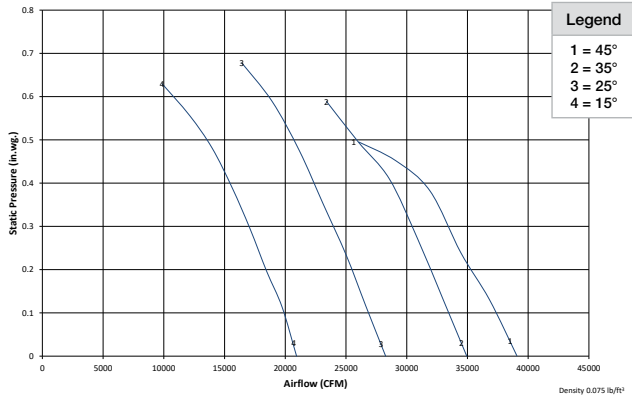
Performance shown is for installation type B: free inlet, ducted outlet. Performance ratings do not include the effects of appurtenances (accessories).

Sound power level ratings and A-weighted sound power ratings are shown in decibels, referred to 10⁻¹² watts, calculated per AMCA Standard 301. Values shown are for (inlet LWi or inlet LWiA) sound power levels for installation type B: free inlet, ducted outlet. The AMCA International Certified Ratings Seal for sound applies to LWA values only. dBA sound pressure values are weighted with 11.5 dB attenuation based on 5 feet from the fan in a hemispherical free field and are not licensed by AMCA International.

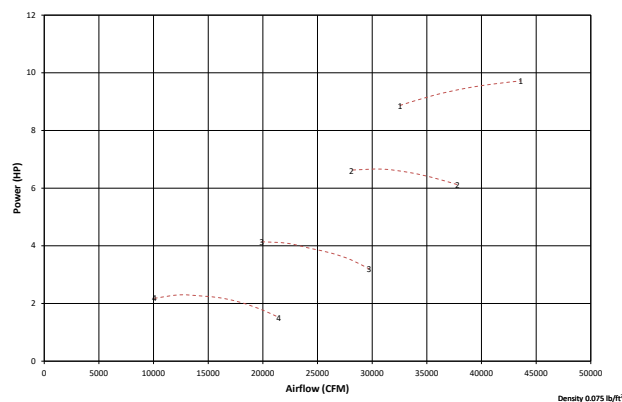
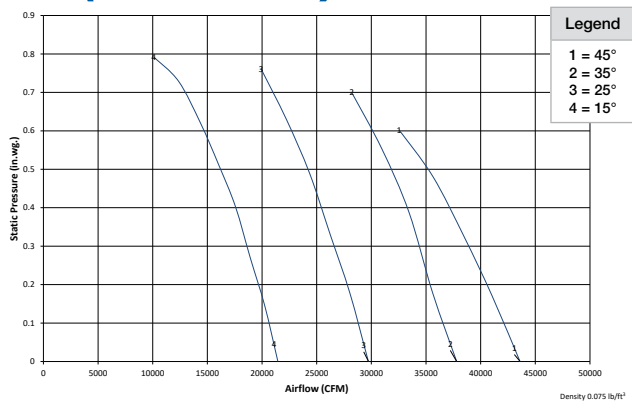
Sound Data

975 RPM	C1		C2	
Blade Pitch	% WOV	LwA	% WOV	LwA
45°	100	97	100	97
	92	95	92	97
	61	99	77	98
35°	100	95	100	95
	94	94	92	96
	67	98	76	97
25°	100	91	100	92
	84	92	93	92
	62	95	78	98
15°	100	82	100	91
	89	83	92	93
	60	87	69	98

C1 (750 RPM)



C2 (750 RPM)



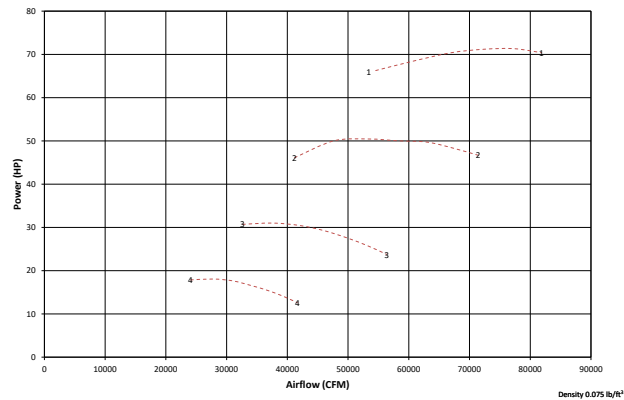
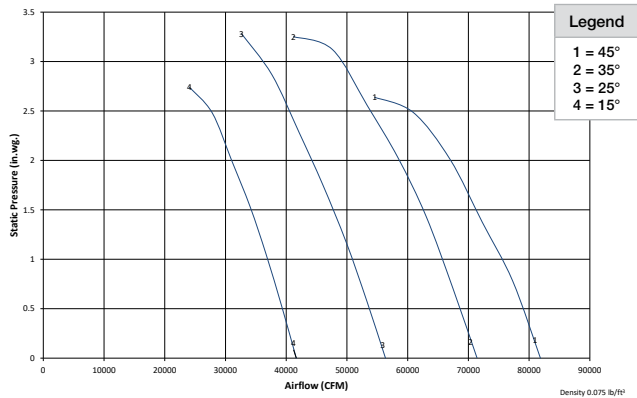
Performance shown is for installation type B: free inlet, ducted outlet. Performance ratings do not include the effects of appurtenances (accessories).

Sound power level ratings and A-weighted sound power ratings are shown in decibels, referred to 10⁻¹² watts, calculated per AMCA Standard 301. Values shown are for (inlet LWi or inlet LWiA) sound power levels for installation type B: free inlet, ducted outlet. The AMCA International Certified Ratings Seal for sound applies to LWA values only. dBA sound pressure values are weighted with 11.5 dB attenuation based on 5 feet from the fan in a hemispherical free field and are not licensed by AMCA International.

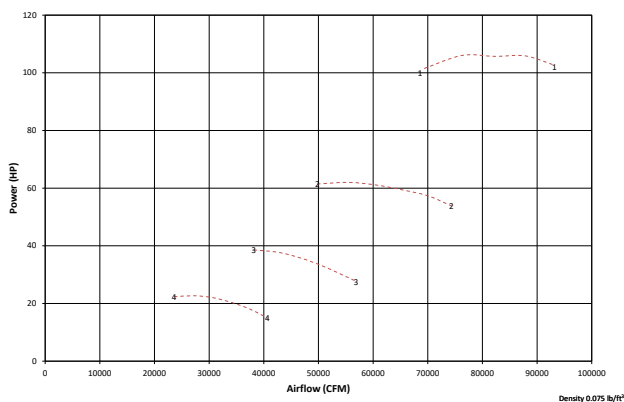
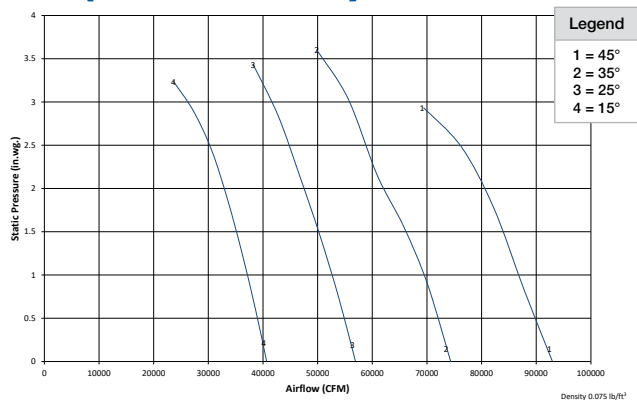
Sound Data

750 RPM	C1		C2	
Blade Pitch	% WOV	LwA	% WOV	LwA
45°	100	90	100	90
	92	89	92	91
	61	92	77	91
35°	100	89	100	89
	94	88	92	89
	67	91	76	91
25°	100	85	100	86
	84	86	93	86
	62	87	78	92
15°	100	82	100	85
	89	83	92	87
	60	87	69	91

C3 (1450 RPM)



C4 (1450 RPM)



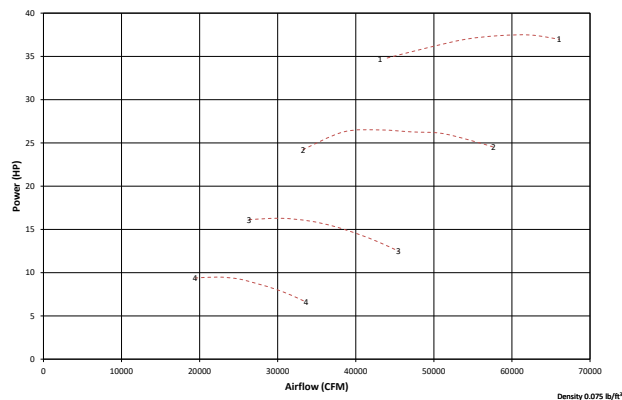
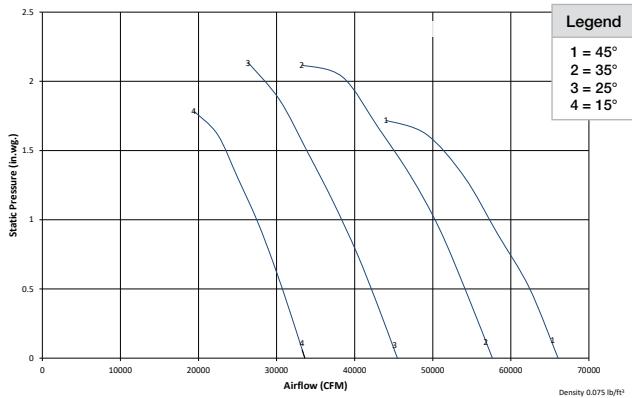
Performance shown is for installation type B: free inlet, ducted outlet. Performance ratings do not include the effects of appurtenances (accessories).

Sound power level ratings and A-weighted sound power ratings are shown in decibels, referred to 10⁻¹² watts, calculated per AMCA Standard 301. Values shown are for (inlet LWi or inlet LWiA) sound power levels for installation type B: free inlet, ducted outlet. The AMCA International Certified Ratings Seal for sound applies to LWA values only. dBA sound pressure values are weighted with 11.5 dB attenuation based on 5 feet from the fan in a hemispherical free field and are not licensed by AMCA International.

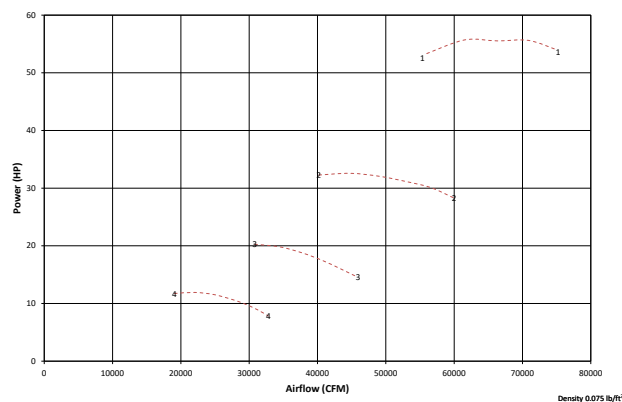
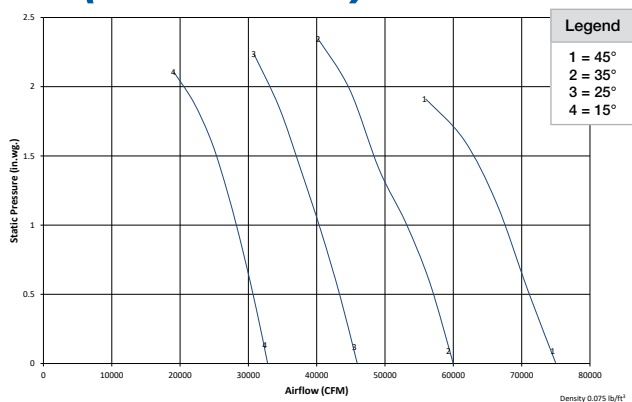
Sound Data

1450 RPM	C3		C4	
Blade Pitch	% WOV	LwA	% WOV	LwA
45°	100	107	100	109
	98	107	94	109
	80	106	71	109
35°	100	104	100	106
	98	104	93	107
	70	103	70	108
25°	100	101	100	104
	98	101	99	104
	70	100	70	101
15°	100	101	100	104
	99	101	90	102
	71	102	66	106

C3 (1170 RPM)



C4 (1170 RPM)



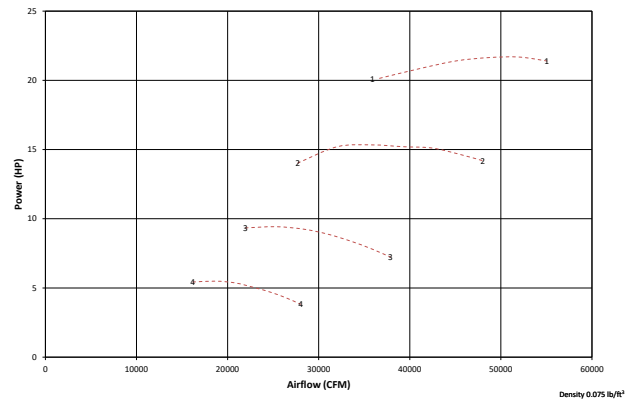
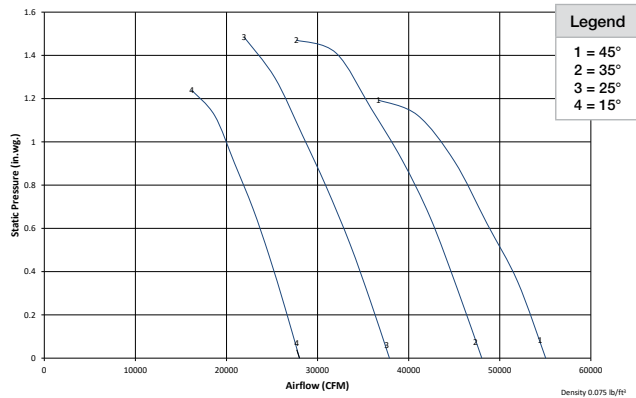
Performance shown is for installation type B: free inlet, ducted outlet. Performance ratings do not include the effects of appurtenances (accessories).

Sound power level ratings and A-weighted sound power ratings are shown in decibels, referred to 10⁻¹² watts, calculated per AMCA Standard 301. Values shown are for (inlet LWi or inlet LWiA) sound power levels for installation type B: free inlet, ducted outlet. The AMCA International Certified Ratings Seal for sound applies to LWA values only. dBA sound pressure values are weighted with 11.5 dB attenuation based on 5 feet from the fan in a hemispherical free field and are not licensed by AMCA International.

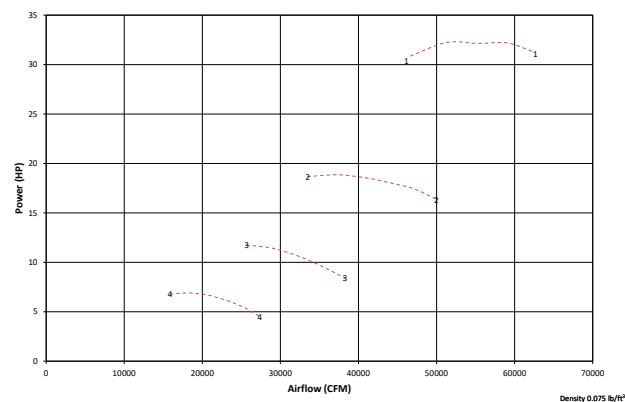
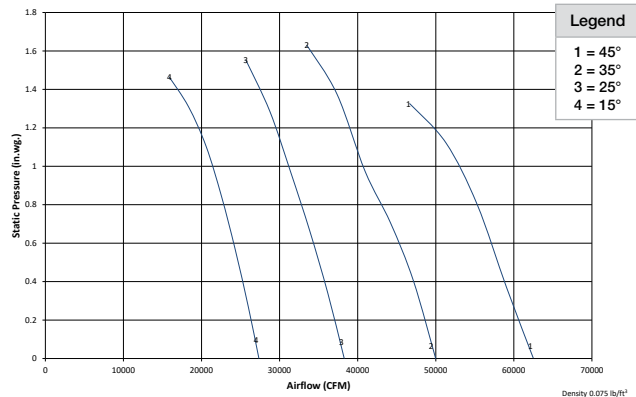
Sound Data

1170 RPM	C3		C4	
Blade Pitch	% WOV	LwA	% WOV	LwA
45°	100	101	100	104
	98	101	94	104
	80	100	71	104
35°	100	99	100	101
	98	99	93	102
	70	97	70	103
25°	100	96	100	98
	98	96	99	98
	70	94	70	96
15°	100	96	100	99
	99	96	90	97
	71	97	66	101

C3 (975 RPM)



C4 (975 RPM)



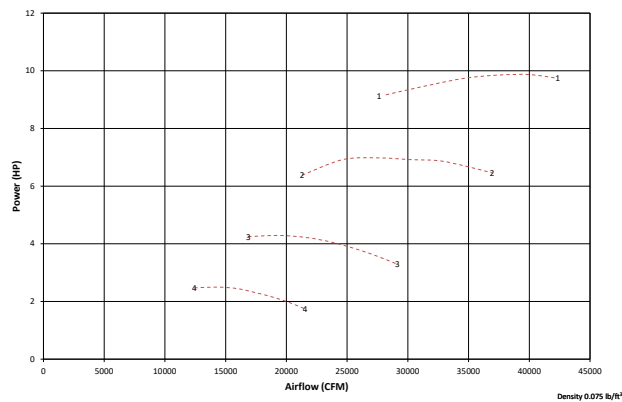
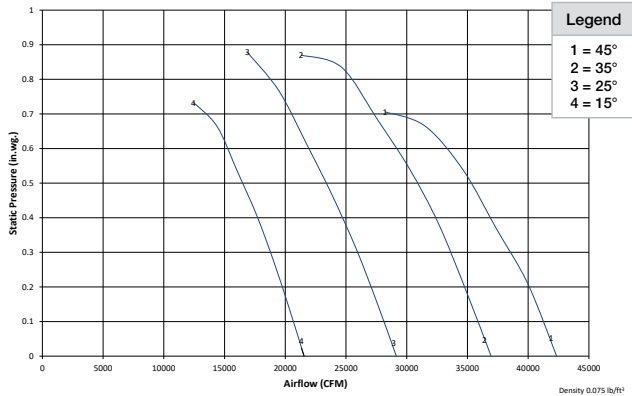
Performance shown is for installation type B: free inlet, ducted outlet. Performance ratings do not include the effects of appurtenances (accessories).

Sound power level ratings and A-weighted sound power ratings are shown in decibels, referred to 10⁻¹² watts, calculated per AMCA Standard 301. Values shown are for (inlet LWi or inlet LWiA) sound power levels for installation type B: free inlet, ducted outlet. The AMCA International Certified Ratings Seal for sound applies to LWA values only. dBA sound pressure values are weighted with 11.5 dB attenuation based on 5 feet from the fan in a hemispherical free field and are not licensed by AMCA International.

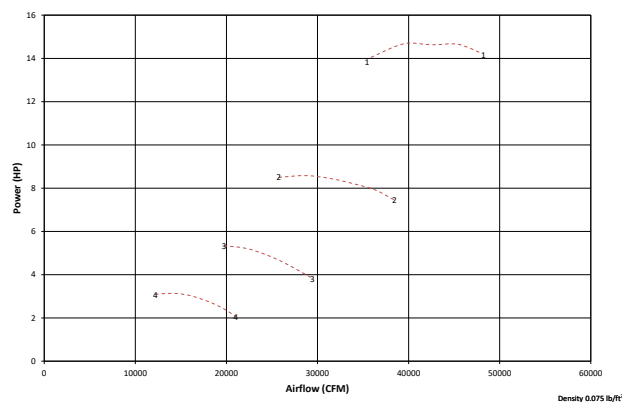
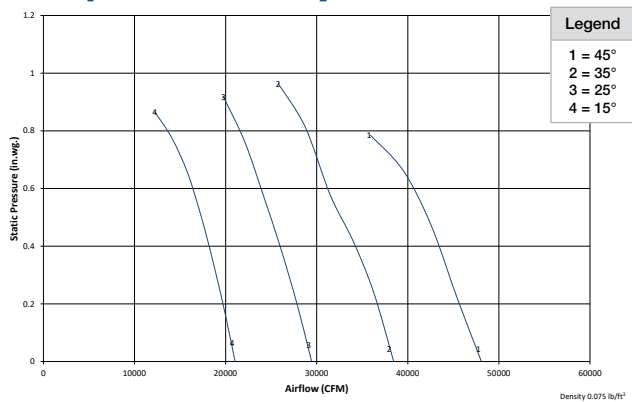
Sound Data

975 RPM	C3		C4	
Blade Pitch	% WOV	LwA	% WOV	LwA
45°	100	96	100	99
	98	96	94	99
	75	94	71	99
35°	100	94	100	95
	98	94	98	95
	70	92	75	92
25°	100	91	100	93
	99	89	99	93
	70	89	75	90
15°	100	91	100	93
	90	90	90	92
	60	96	60	96

C3 (750 RPM)



C4 (750 RPM)



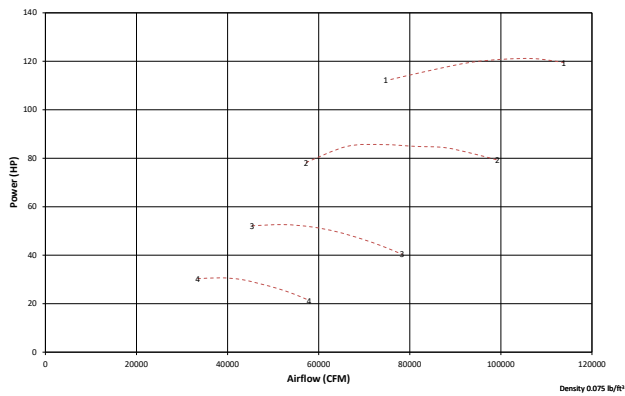
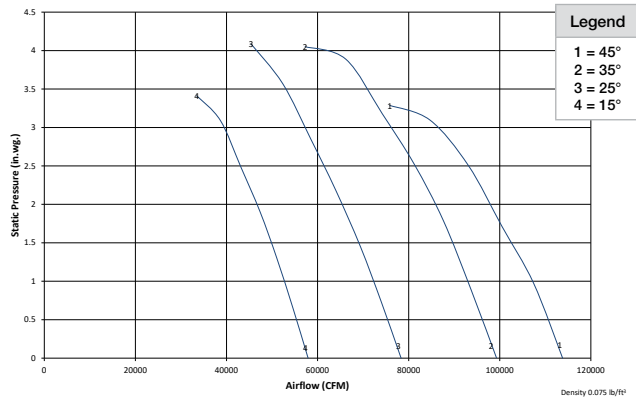
Performance shown is for installation type B: free inlet, ducted outlet. Performance ratings do not include the effects of appurtenances (accessories).

Sound power level ratings and A-weighted sound power ratings are shown in decibels, referred to 10⁻¹² watts, calculated per AMCA Standard 301. Values shown are for (inlet LWi or inlet LWiA) sound power levels for installation type B: free inlet, ducted outlet. The AMCA International Certified Ratings Seal for sound applies to LWA values only. dBA sound pressure values are weighted with 11.5 dB attenuation based on 5 feet from the fan in a hemispherical free field and are not licensed by AMCA International.

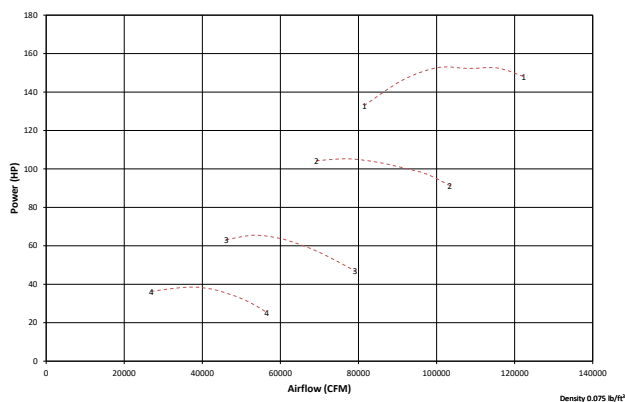
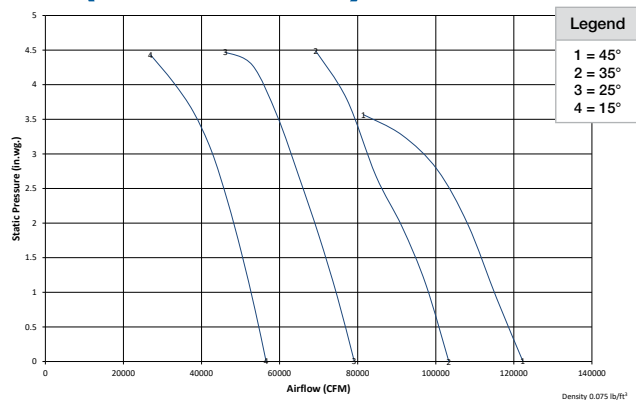
Sound Data

750 RPM	C3		C4	
Blade Pitch	% WOV	LwA	% WOV	LwA
45°	100	89	100	92
	98	89	94	92
	75	88	71	93
35°	100	87	100	88
	98	87	98	88
	70	86	75	86
25°	100	84	100	87
	99	82	99	87
	70	82	75	84
15°	100	85	100	87
	90	84	90	86
	60	89	60	89

C3 (1450 RPM)



C4 (1450 RPM)



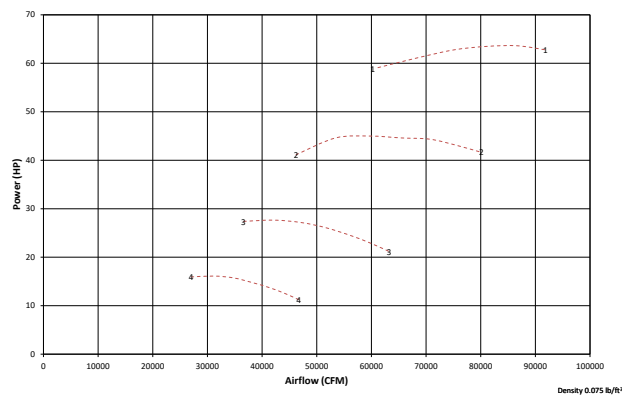
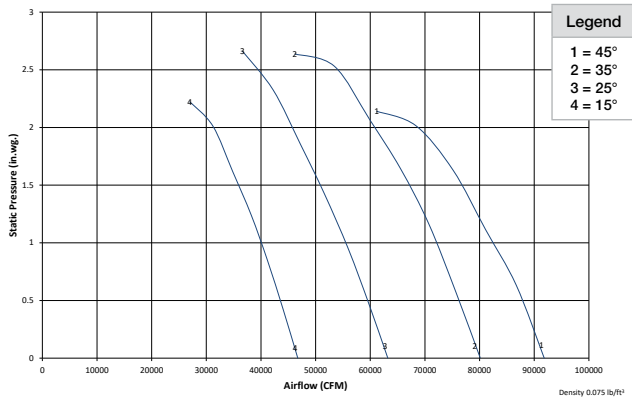
Performance shown is for installation type B: free inlet, ducted outlet. Performance ratings do not include the effects of appurtenances (accessories).

Sound power level ratings and A-weighted sound power ratings are shown in decibels, referred to 10⁻¹² watts, calculated per AMCA Standard 301. Values shown are for (inlet LWi or inlet LWiA) sound power levels for installation type B: free inlet, ducted outlet. The AMCA International Certified Ratings Seal for sound applies to LWA values only. dBA sound pressure values are weighted with 11.5 dB attenuation based on 5 feet from the fan in a hemispherical free field and are not licensed by AMCA International.

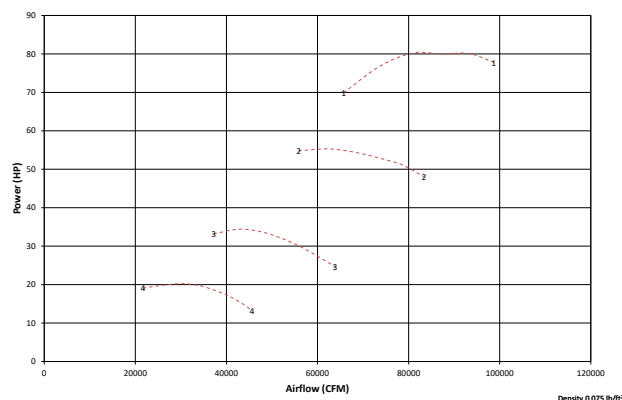
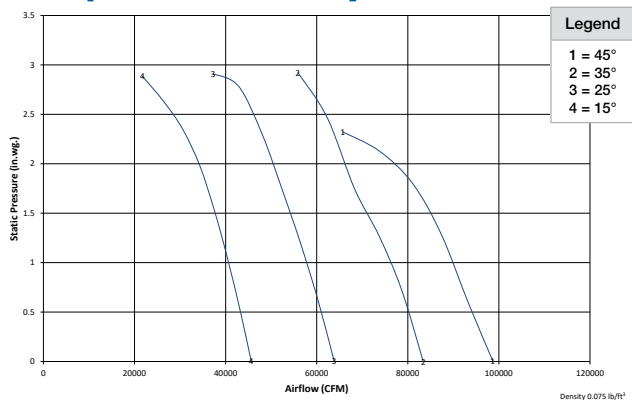
Sound Data

1450 RPM	C3		C4	
Blade Pitch	% WOV	LwA	% WOV	LwA
45°	100	111	100	113
	91	111	92	113
	81	110	78	113
35°	100	109	100	111
	92	109	95	112
	81	109	89	111
25°	100	105	100	109
	92	105	93	108
	77	105	83	108
15°	100	106	100	109
	95	105	96	108
	84	105	83	110

C3 (1170 RPM)



C4 (1170 RPM)



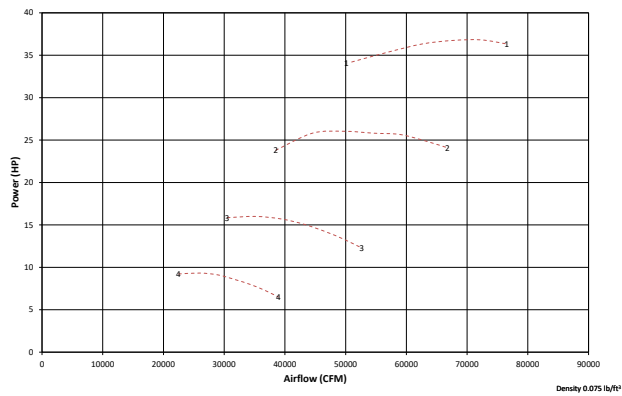
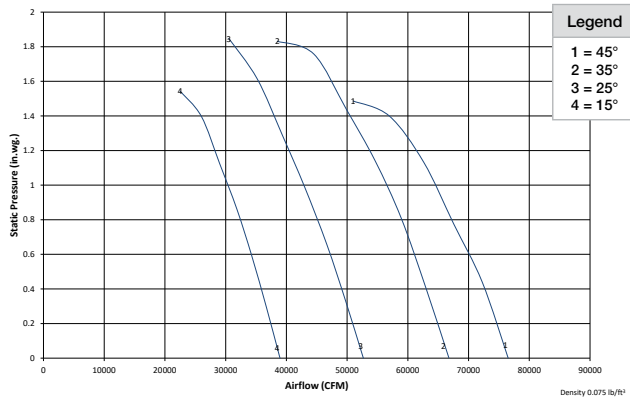
Performance shown is for installation type B: free inlet, ducted outlet. Performance ratings do not include the effects of appurtenances (accessories).

Sound power level ratings and A-weighted sound power ratings are shown in decibels, referred to 10⁻¹² watts, calculated per AMCA Standard 301. Values shown are for (inlet LWi or inlet LWiA) sound power levels for installation type B: free inlet, ducted outlet. The AMCA International Certified Ratings Seal for sound applies to LWA values only. dBA sound pressure values are weighted with 11.5 dB attenuation based on 5 feet from the fan in a hemispherical free field and are not licensed by AMCA International.

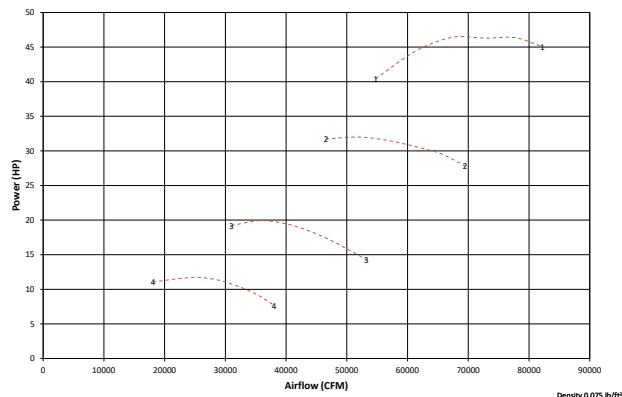
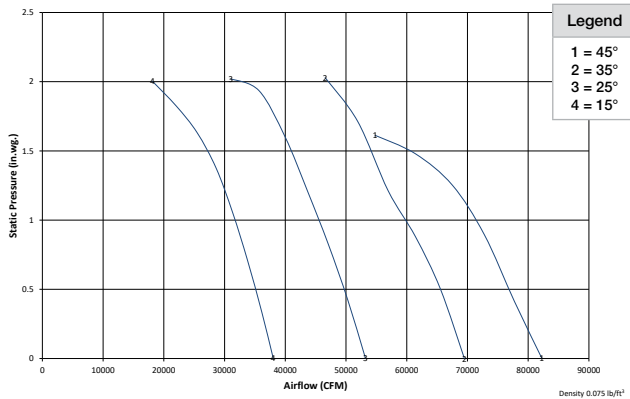
Sound Data

1170 RPM	C3		C4	
Blade Pitch	% WOV	LwA	% WOV	LwA
45°	100	106	100	108
	91	106	92	108
	81	105	78	108
35°	100	104	100	106
	92	104	95	107
	81	104	89	106
25°	100	100	100	104
	92	100	93	103
	77	100	83	103
15°	100	101	100	104
	95	100	96	103
	84	100	83	105

C3 (975 RPM)



C4 (975 RPM)



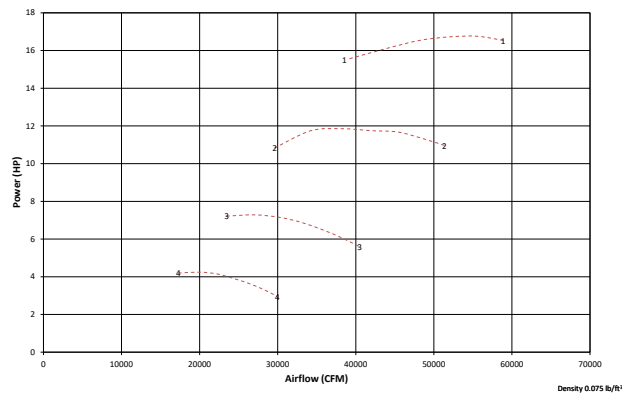
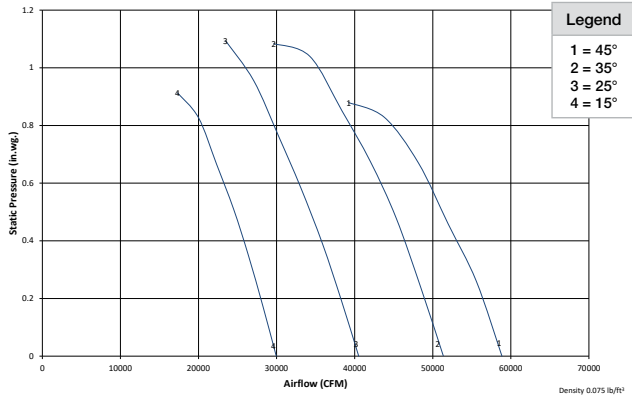
Performance shown is for installation type B: free inlet, ducted outlet. Performance ratings do not include the effects of appurtenances (accessories).

Sound power level ratings and A-weighted sound power ratings are shown in decibels, referred to 10⁻¹² watts, calculated per AMCA Standard 301. Values shown are for (inlet LWi or inlet LWiA) sound power levels for installation type B: free inlet, ducted outlet. The AMCA International Certified Ratings Seal for sound applies to LWA values only. dBA sound pressure values are weighted with 11.5 dB attenuation based on 5 feet from the fan in a hemispherical free field and are not licensed by AMCA International.

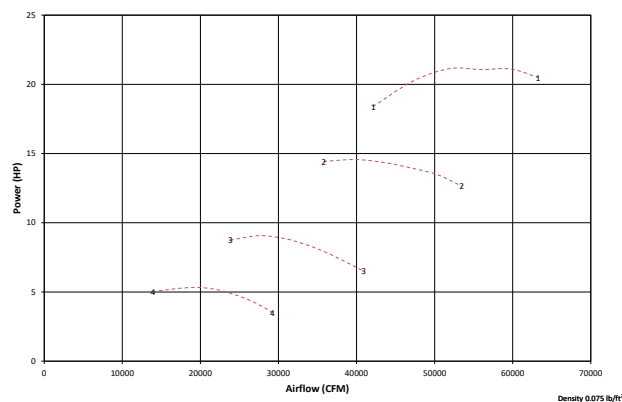
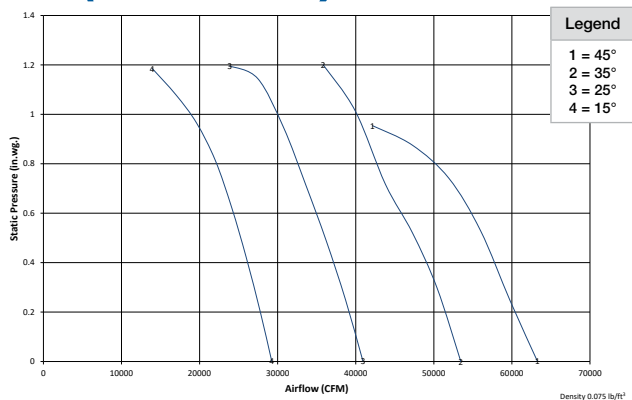
Sound Data

975 RPM	C3		C4	
Blade Pitch	% WOV	LwA	% WOV	LwA
45°	100	101	100	103
	91	101	92	104
	81	101	78	103
35°	100	99	100	101
	92	99	95	102
	81	100	89	101
25°	100	95	100	99
	92	95	93	98
	77	95	83	98
15°	100	96	100	99
	95	96	96	98
	84	95	83	100

C3 (750 RPM)



C4 (750 RPM)



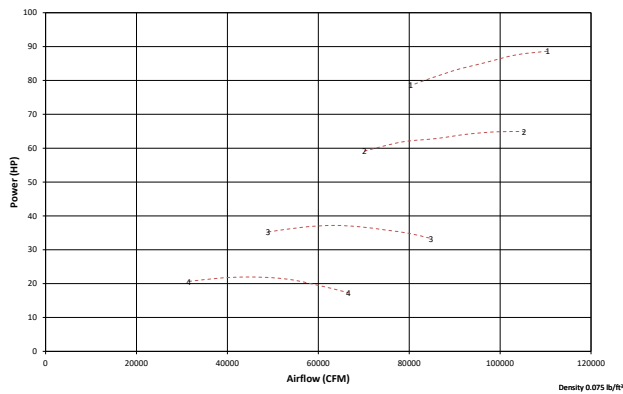
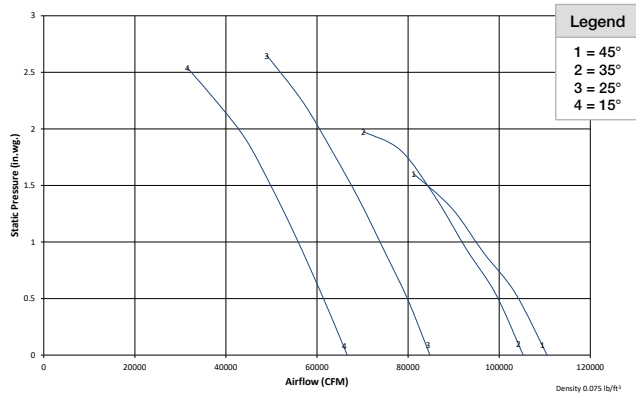
Performance shown is for installation type B: free inlet, ducted outlet. Performance ratings do not include the effects of appurtenances (accessories).

Sound power level ratings and A-weighted sound power ratings are shown in decibels, referred to 10⁻¹² watts, calculated per AMCA Standard 301. Values shown are for (inlet LWi or inlet LWiA) sound power levels for installation type B: free inlet, ducted outlet. The AMCA International Certified Ratings Seal for sound applies to LWA values only. dBA sound pressure values are weighted with 11.5 dB attenuation based on 5 feet from the fan in a hemispherical free field and are not licensed by AMCA International.

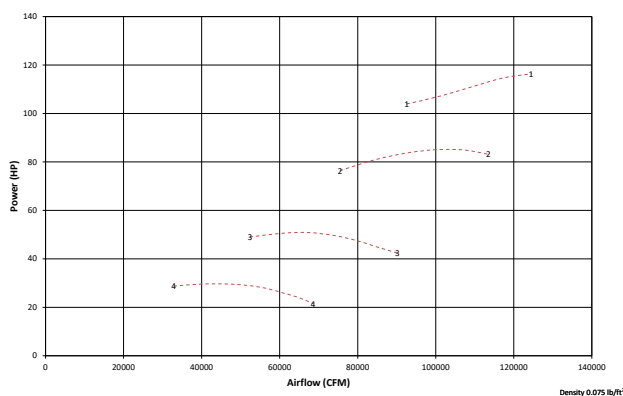
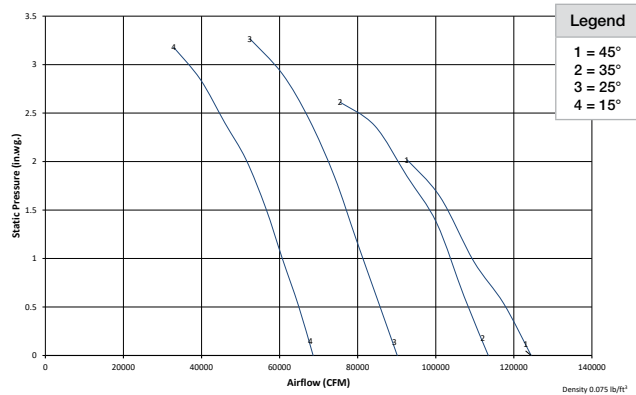
Sound Data

750 RPM	C3		C4	
Blade Pitch	% WOV	LwA	% WOV	LwA
45°	100	95	100	97
	91	95	92	97
	81	94	78	97
35°	100	93	100	95
	92	93	95	95
	81	93	89	95
25°	100	89	100	99
	92	88	93	99
	77	89	83	98
15°	100	90	100	93
	95	89	96	92
	84	89	83	94

C3 (1170 RPM)



C4 (1170 RPM)



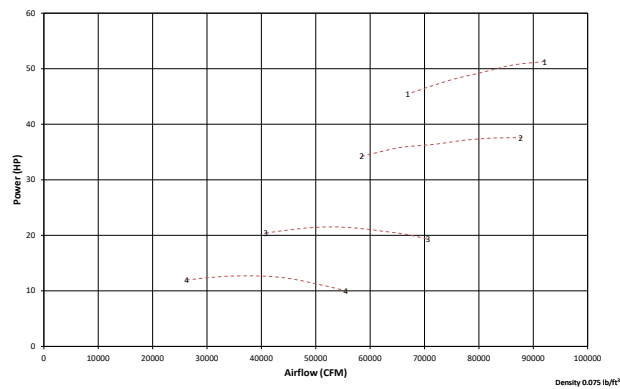
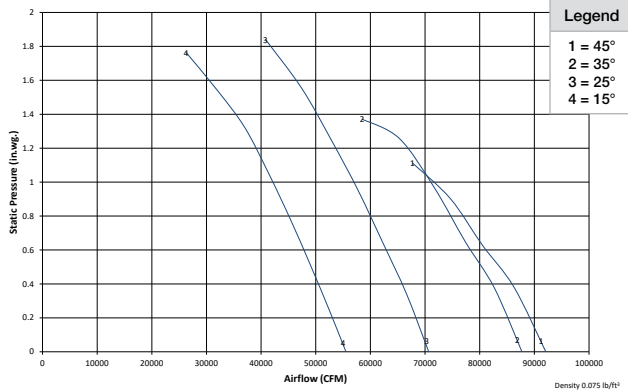
Performance shown is for installation type B: free inlet, ducted outlet. Performance ratings do not include the effects of appurtenances (accessories).

Sound power level ratings and A-weighted sound power ratings are shown in decibels, referred to 10⁻¹² watts, calculated per AMCA Standard 301. Values shown are for (inlet LWi or inlet LWiA) sound power levels for installation type B: free inlet, ducted outlet. The AMCA International Certified Ratings Seal for sound applies to LWA values only. dBA sound pressure values are weighted with 11.5 dB attenuation based on 5 feet from the fan in a hemispherical free field and are not licensed by AMCA International.

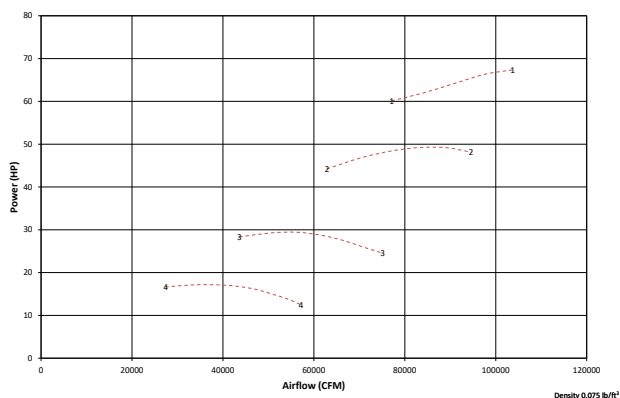
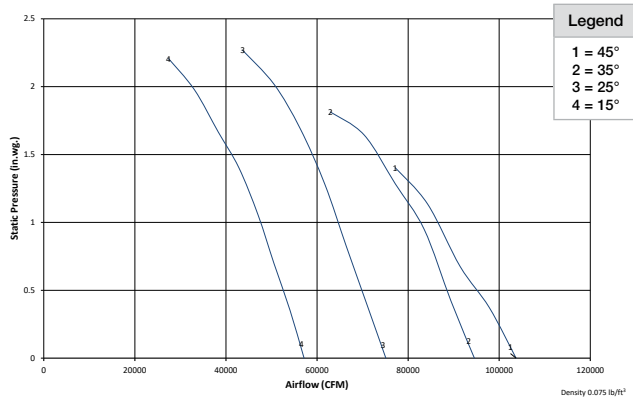
Sound Data

1170 RPM	C3		C4	
Blade Pitch	% WOV	LwA	% WOV	LwA
45°	100	109	100	110
	91	109	92	110
	81	109	78	110
35°	100	107	100	108
	92	107	95	109
	81	107	89	108
25°	100	103	100	106
	92	103	93	105
	77	103	83	105
15°	100	104	100	106
	95	104	96	105
	84	103	83	107

C3 (975 RPM)



C4 (975 RPM)



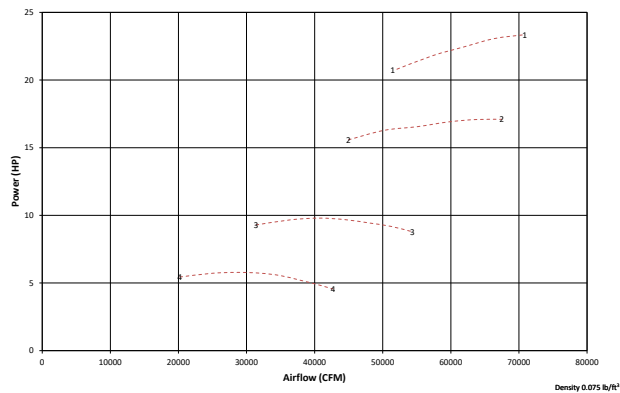
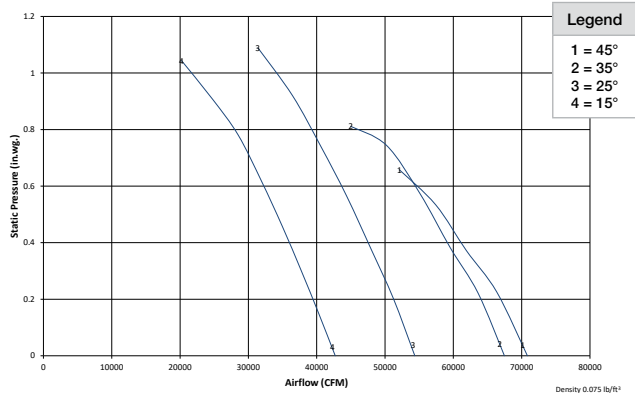
Performance shown is for installation type B: free inlet, ducted outlet. Performance ratings do not include the effects of appurtenances (accessories).

Sound power level ratings and A-weighted sound power ratings are shown in decibels, referred to 10⁻¹² watts, calculated per AMCA Standard 301. Values shown are for (inlet LWi or inlet LWiA) sound power levels for installation type B: free inlet, ducted outlet. The AMCA International Certified Ratings Seal for sound applies to LWA values only. dBA sound pressure values are weighted with 11.5 dB attenuation based on 5 feet from the fan in a hemispherical free field and are not licensed by AMCA International.

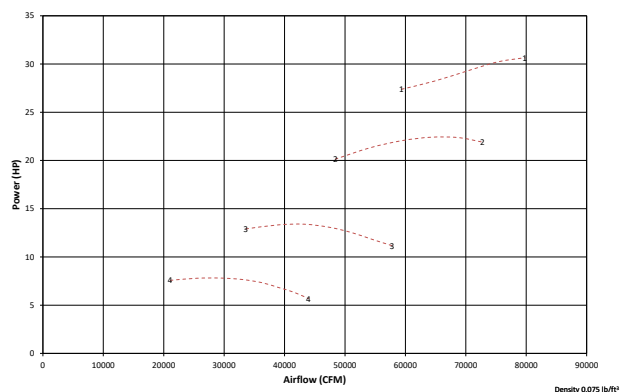
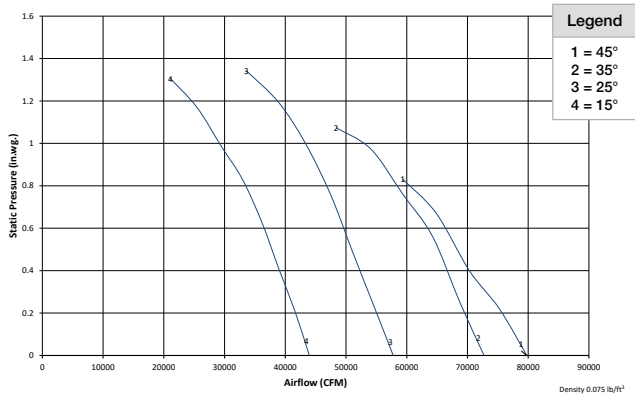
Sound Data

975 RPM	C3		C4	
Blade Pitch	% WOV	LwA	% WOV	LwA
45°	100	105	100	106
	91	105	92	106
	81	104	78	106
35°	100	103	100	104
	92	103	95	105
	81	103	89	104
25°	100	99	100	102
	92	99	93	101
	77	99	83	101
15°	100	100	100	101
	95	99	96	101
	84	99	83	103

C3 (750 RPM)



C4 (750 RPM)



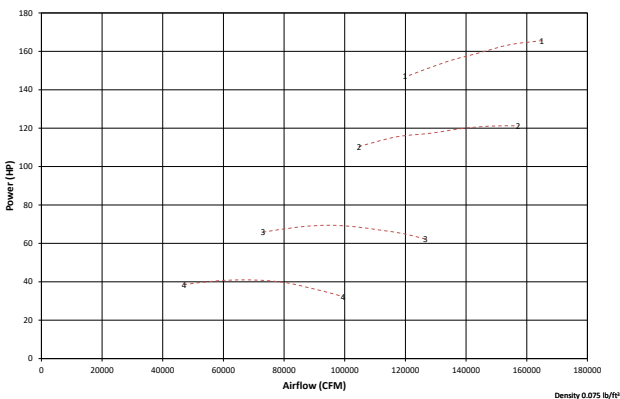
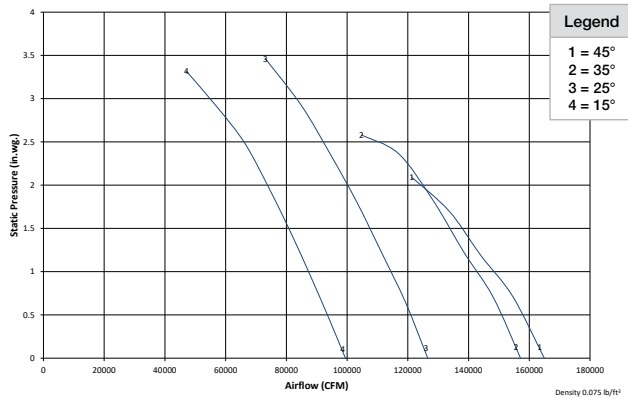
Performance shown is for installation type B: free inlet, ducted outlet. Performance ratings do not include the effects of appurtenances (accessories).

Sound power level ratings and A-weighted sound power ratings are shown in decibels, referred to 10⁻¹² watts, calculated per AMCA Standard 301. Values shown are for (inlet LWi or inlet LWiA) sound power levels for installation type B: free inlet, ducted outlet. The AMCA International Certified Ratings Seal for sound applies to LWA values only. dBA sound pressure values are weighted with 11.5 dB attenuation based on 5 feet from the fan in a hemispherical free field and are not licensed by AMCA International.

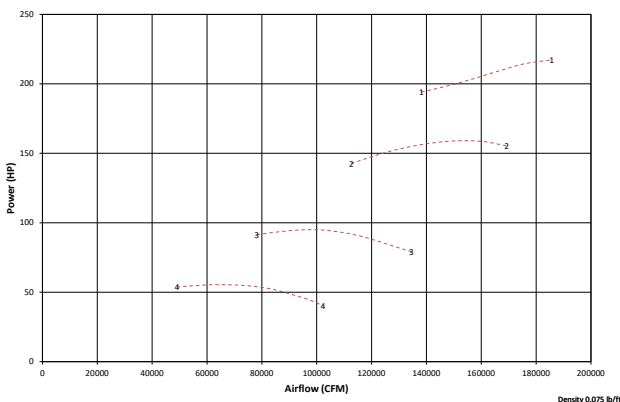
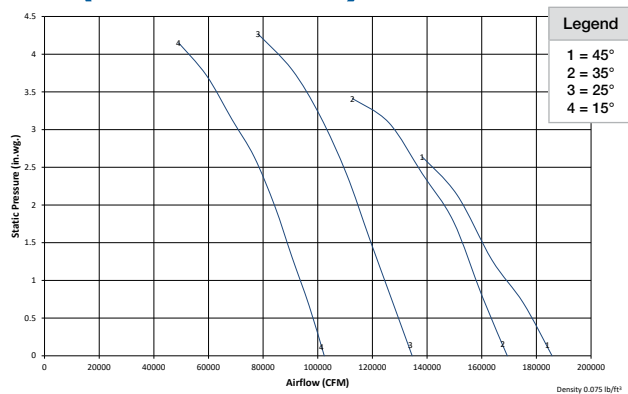
Sound Data

750 RPM	C3		C4	
Blade Pitch	% WOV	LwA	% WOV	LwA
45°	100	98	100	99
	91	98	92	100
	81	98	78	99
35°	100	96	100	97
	92	96	95	98
	81	97	89	97
25°	100	92	100	95
	92	92	93	94
	77	92	83	94
15°	100	96	100	95
	95	96	96	95
	84	96	83	96

C3 (1170 RPM)



C4 (1170 RPM)



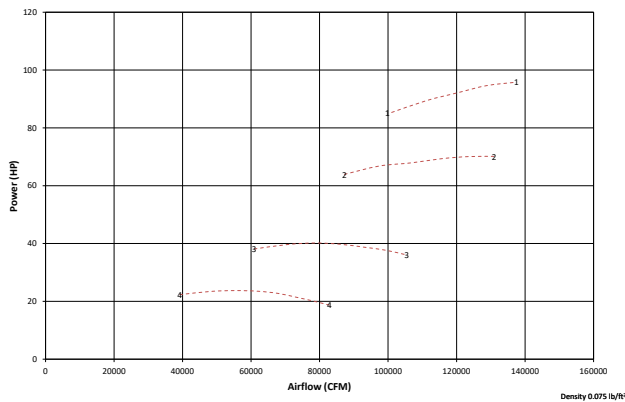
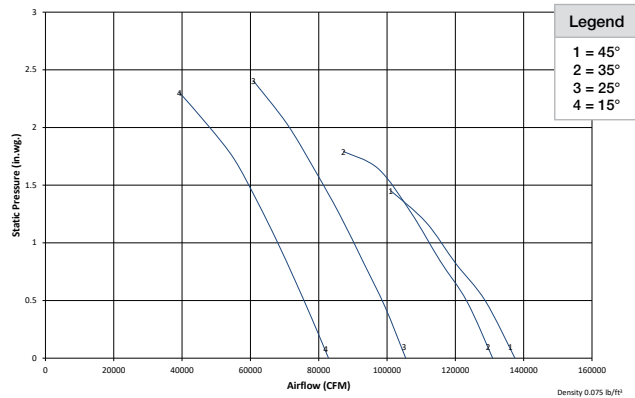
Performance shown is for installation type B: free inlet, ducted outlet. Performance ratings do not include the effects of appurtenances (accessories).

Sound power level ratings and A-weighted sound power ratings are shown in decibels, referred to 10⁻¹² watts, calculated per AMCA Standard 301. Values shown are for (inlet LWi or inlet LWiA) sound power levels for installation type B: free inlet, ducted outlet. The AMCA International Certified Ratings Seal for sound applies to LWA values only. dBA sound pressure values are weighted with 11.5 dB attenuation based on 5 feet from the fan in a hemispherical free field and are not licensed by AMCA International.

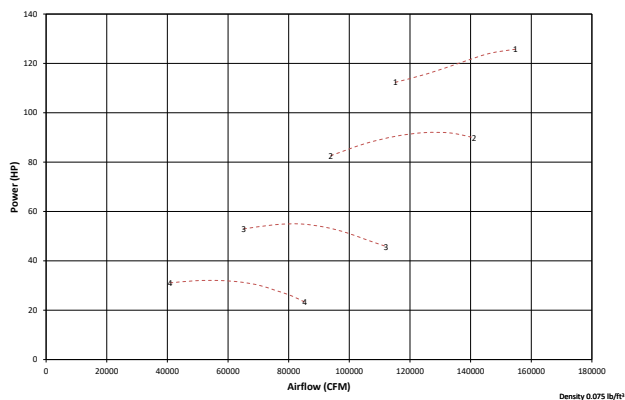
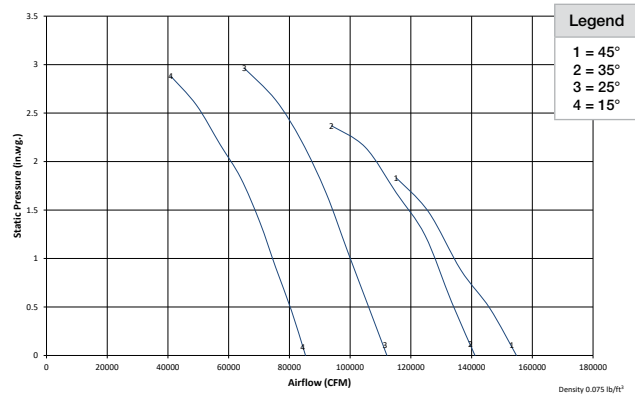
Sound Data

1170 RPM	C3		C4	
Blade Pitch	% WOV	LwA	% WOV	LwA
45°	100	115	100	114
	80	120	94	116
	72	121	80	121
35°	100	109	100	112
	90	110	92	116
	70	110	80	114
25°	100	108	100	109
	90	115	91	112
	71	115	69	114
15°	100	105	100	107
	90	111	96	108
	70	111	80	108

C3 (975 RPM)



C4 (975 RPM)



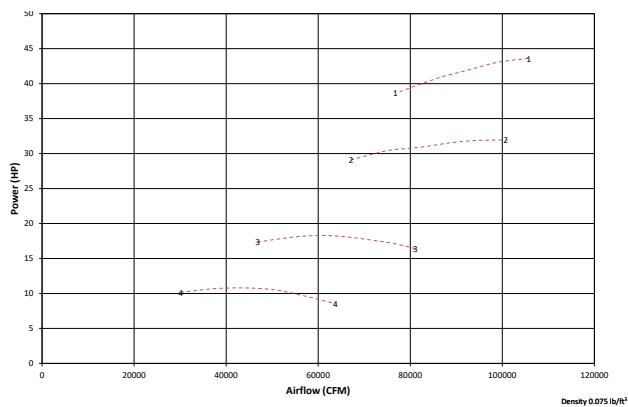
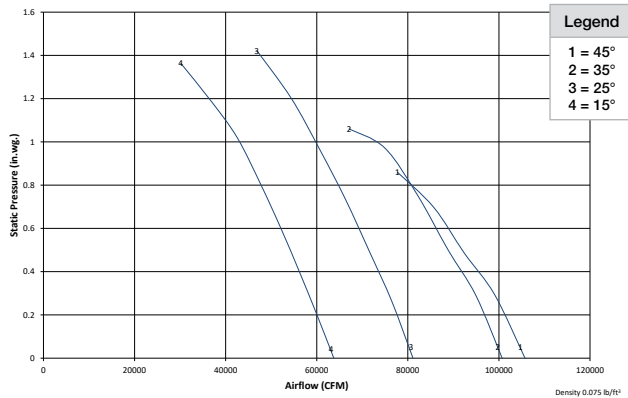
Performance shown is for installation type B: free inlet, ducted outlet. Performance ratings do not include the effects of appurtenances (accessories).

Sound power level ratings and A-weighted sound power ratings are shown in decibels, referred to 10⁻¹² watts, calculated per AMCA Standard 301. Values shown are for (inlet LWi or inlet LWiA) sound power levels for installation type B: free inlet, ducted outlet. The AMCA International Certified Ratings Seal for sound applies to LWA values only. dBA sound pressure values are weighted with 11.5 dB attenuation based on 5 feet from the fan in a hemispherical free field and are not licensed by AMCA International.

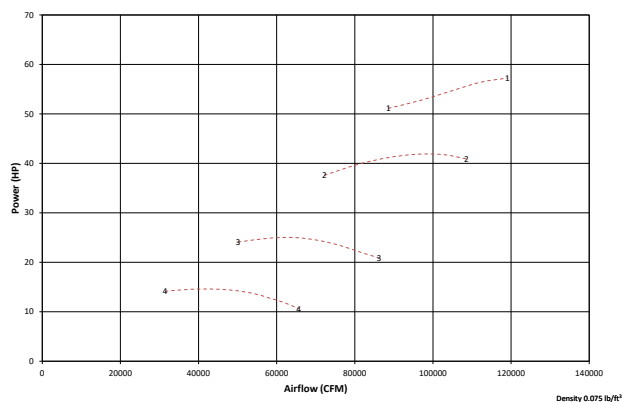
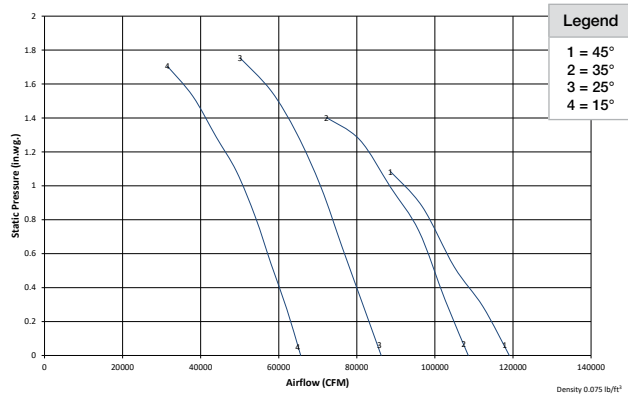
Sound Data

975 RPM	C3		C4	
Blade Pitch	% WOV	LwA	% WOV	LwA
45°	100	110	100	110
	80	113	94	110
	72	113	80	114
35°	100	104	100	107
	90	105	92	109
	70	104	80	108
25°	100	103	100	105
	90	106	91	105
	71	106	69	107
15°	100	101	100	103
	90	103	96	103
	70	103	80	103

C3 (750 RPM)



C4 (750 RPM)



Performance shown is for installation type B: free inlet, ducted outlet. Performance ratings do not include the effects of appurtenances (accessories).

Sound power level ratings and A-weighted sound power ratings are shown in decibels, referred to 10⁻¹² watts, calculated per AMCA Standard 301. Values shown are for (inlet LWi or inlet LWiA) sound power levels for installation type B: free inlet, ducted outlet. The AMCA International Certified Ratings Seal for sound applies to LWA values only. dBA sound pressure values are weighted with 11.5 dB attenuation based on 5 feet from the fan in a hemispherical free field and are not licensed by AMCA International.

Sound Data

750 RPM	C3		C4	
Blade Pitch	% WOV	LwA	% WOV	LwA
45°	100	103	100	103
	80	104	94	103
	72	104	80	105
35°	100	97	100	101
	90	97	92	101
	70	96	80	100
25°	100	95	100	98
	90	95	91	97
	71	94	69	98
15°	100	94	100	96
	90	93	96	96
	70	92	80	97

[illegible]

135

Design and Selection Support

Enjoy Greenheck's extraordinary service, before, during and after the sale.

Greenheck offers added value to our wide selection of top performing, energy-efficient products by providing several unique Greenheck service programs.




- Greenheck's free computer aided product selection program CAPS®, rated by many as the best in the industry. CAPS helps you conveniently and efficiently select the right products for the challenge at hand.



- Greenheck continues to take an industry-wide leadership position to affect positive global sustainability. We believe that providing education on products we offer contributes to reducing energy consumption and improving healthier indoor environments.

Find out more about these special Greenheck services at greenheck.com or greenheck.co.in



Building Value in Air

Greenheck delivers value to mechanical engineers by helping them solve virtually any air quality challenges their clients face with a comprehensive selection of

top quality, innovative air-related equipment. We offer extra value to contractors by providing easy-to-install, competitively priced, reliable products that arrive on

time. And building owners and occupants value the energy efficiency, low maintenance and quiet dependable operation they experience long after the construction project ends.

Our Commitment

As a result of our commitment to continuous improvement, Greenheck reserves the right to change specifications without notice.

Product warranties can be found online at Greenheck.com, either on the specific product page or in the literature section of the website at Greenheck.com/Resources/Library/Literature.

