

# High Performance Axial Fan

## Model RA 3 Series Performance Supplement

- Air / Sound Performance



BUILDING VALUE IN AIR.



March  
2024

# High Performance Axial Fan Model RA 3 Series

Greenheck's Model RA 3 Series equipped with high performance vanes are highly efficient, competitive and ideal for inline air ventilation in commercial, institutional or industrial buildings. The casing design and construction are well suited to indoor or outdoor applications and can be easily installed in ducted or non-ducted systems.

## Typical Ventilation Applications include:

- Supply and return fans for air handling equipment
- Emergency smoke and heat exhaust
- Stairwell pressurization
- Parking garage and storage facility exhaust
- Industrial process ventilation
- Tunnel ventilation
- Lift pressurization
- Atrium pressurization



Model RA 3 Series is available in 15 sizes that cover a broad range of volumetric flow and pressure conditions.



Greenheck India Private Ltd. certifies that the Model RA 3 shown herein is licensed to bear the AMCA Seal. The ratings shown are based on tests and procedures performed in accordance with AMCA Publication 211 and Publication 311 and comply with the requirements of the AMCA Certified Ratings Program.



The Model RA 3 is available with UL Listing for Power Ventilators for Smoke Control Systems File no. E529585

## RA 3 Series - Catalog Reference

Please use the colored tabs shown below as a reference when reading the catalog. The groupings and colors are not representative of performance, price or offering, but simply for locating the appropriate fan diameter within the catalog.

Fan Diameter	160 Hub		190 Hub		225 Hub			275 Hub		400 Hub		533 Hub	
	C7	C8	C9	C10	W1	W2	W4	C1	C2	C3	C4	C5	C6
315-500	315												
	355												
	400												
	450												
	500												
560-900	560												
	630												
	710												
	800												
	900												
1000-1600	1000												
	1120												
	1250												
	1400												
	1600												

The AMCA International Certified Ratings Seal for sound applies to LwA values only. dBA sound pressure values are weighted with 11.5 dB attenuation based on 5 feet from the fan in a hemispherical free field and are not licensed by AMCA International.

1770 RPM	C1		
Blade Pitch	% WOV	LwA	dBA
45°	100	95	84
	93	95	83
	80	95	83
35°	100	91	80
	96	91	80
	84	91	79
25°	100	89	77
	96	88	77
	77	86	74
15°	100	88	77
	95	87	76
	77	85	74

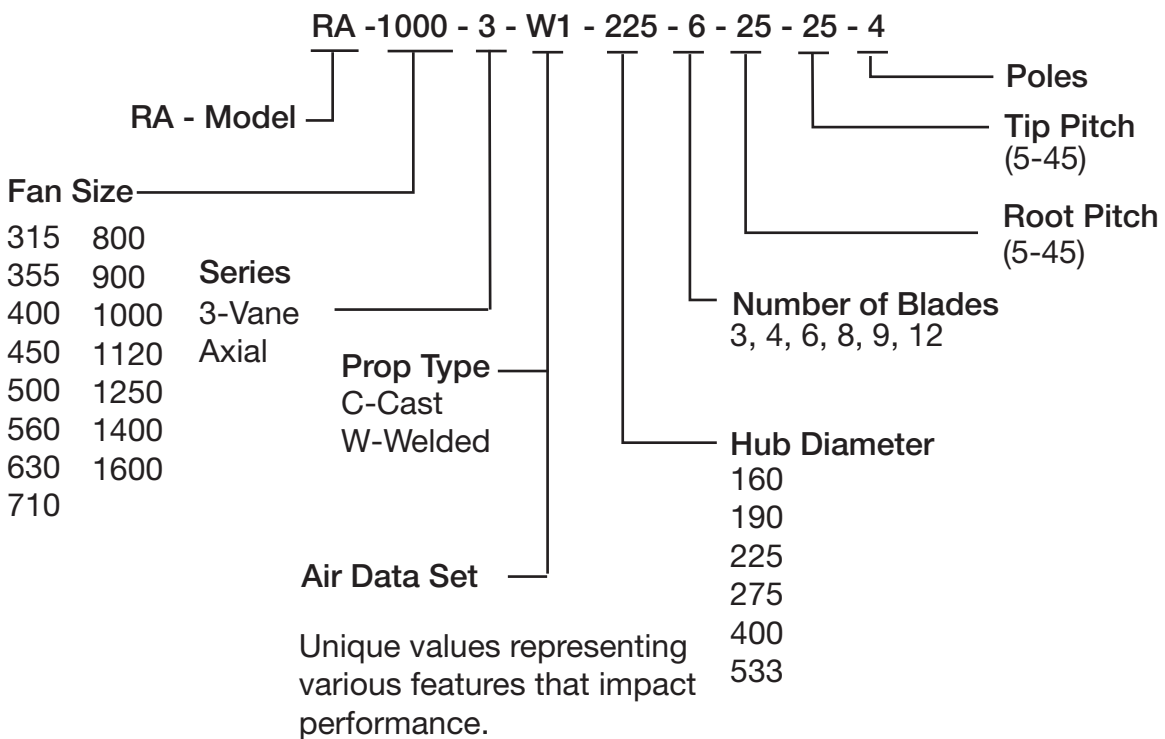


**Ceiling Mount**

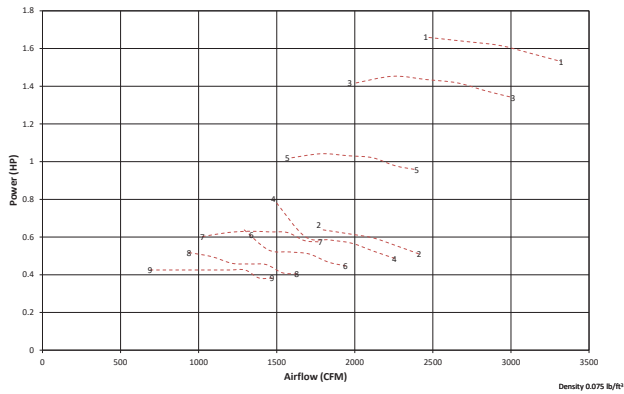
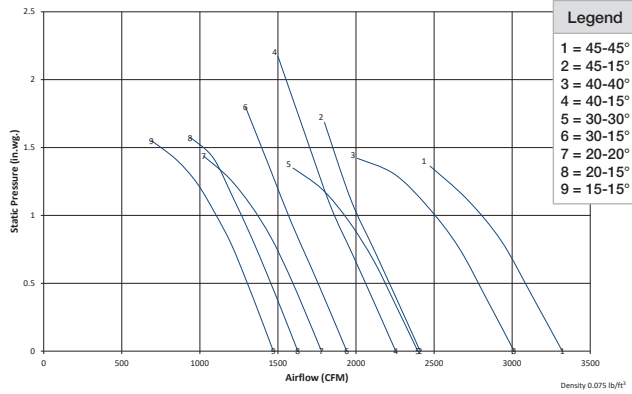


**Horizontal Mount**

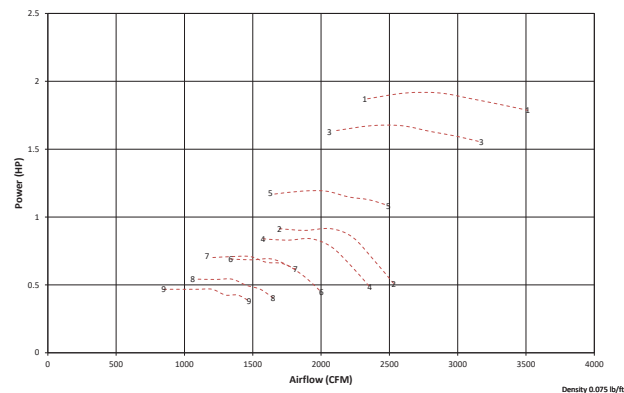
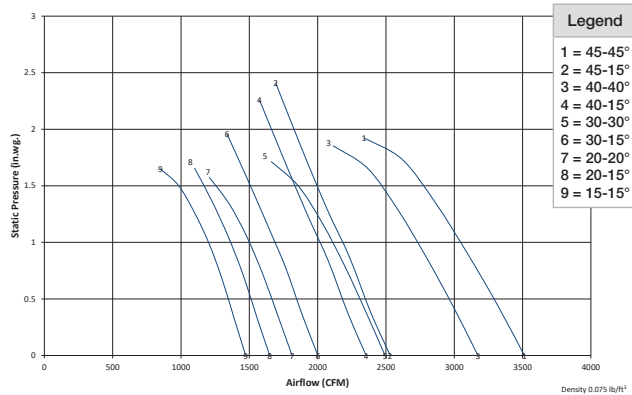
**Model Number Code**



## W1 (3500 RPM)



## W2 (3500 RPM)



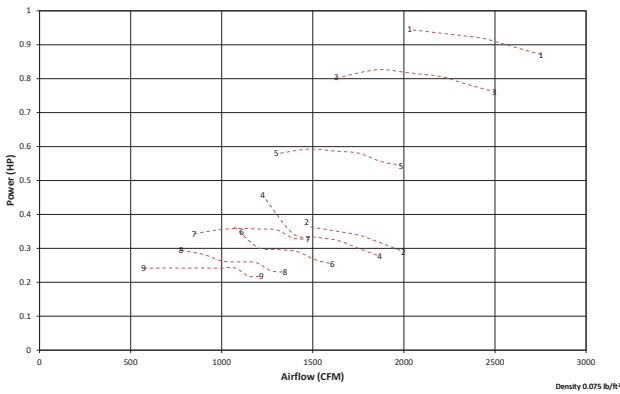
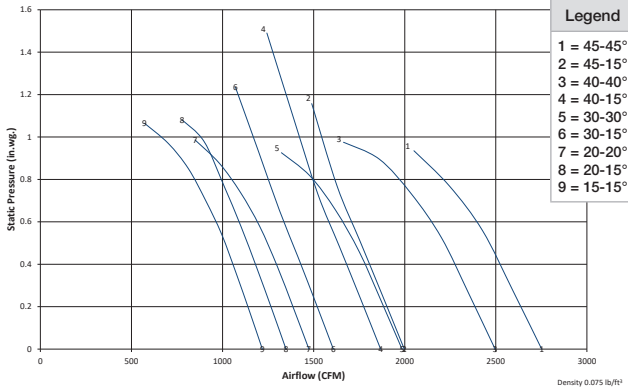
Performance shown is for installation type B: free inlet, ducted outlet. Performance ratings do not include the effects of appurtenances (accessories).

Sound power level ratings and A-weighted sound power ratings are shown in decibels, referred to 10<sup>-12</sup> watts, calculated per AMCA Standard 301. Values shown are for (inlet LWi or inlet LWiA) sound power levels for installation type B: free inlet, ducted outlet. The AMCA International Certified Ratings Seal for sound applies to LWA values only. dBA sound pressure values are weighted with 11.5 dB attenuation based on 5 feet from the fan in a hemispherical free field and are not licensed by AMCA International.

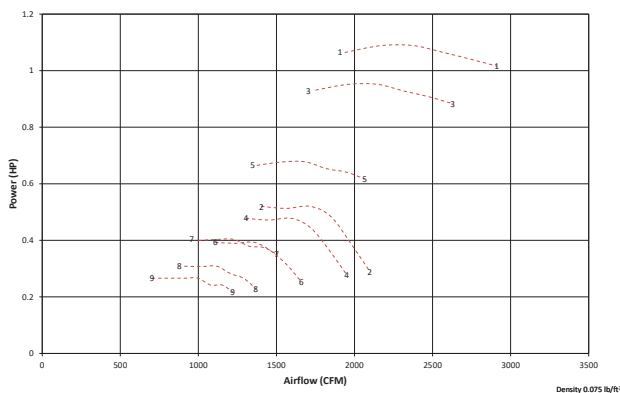
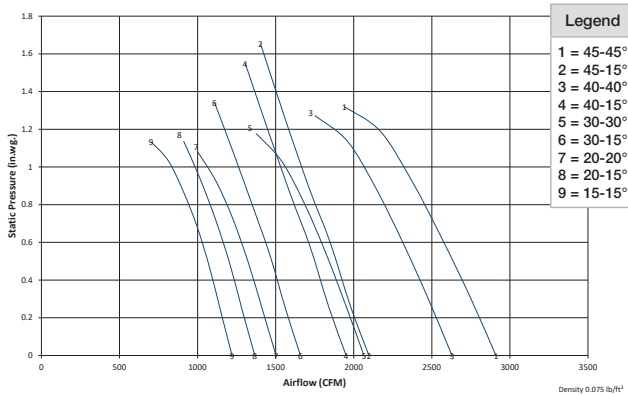
### Sound Data

3500 RPM	W1		W2	
	% WOV	LwA	% WOV	LwA
45-45°	100	95	100	96
	80	93	90	95
	50	92	42	93
45-15°	100	90	100	75
	60	88	73	94
40-40°	100	93	100	75
	80	92	91	94
40-15°	100	89	100	93
	87	88	90	94
30-30°	100	89	58	93
	100	90	100	90
30-15°	80	89	95	91
	50	92	72	92
20-20°	100	87	100	92
	85	86	90	90
20-15°	55	90	59	91
	100	87	100	90
15-15°	80	86	88	89
	50	92	45	97
15-15°	100	86	100	90
	82	85	87	89
15-15°	52	91	46	97
	100	85	100	88
15-15°	80	84	88	87
	50	92	45	93

## W1 (2900 RPM)



## W2 (2900 RPM)



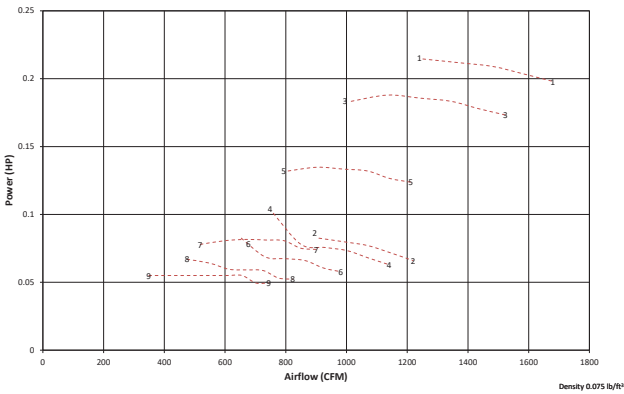
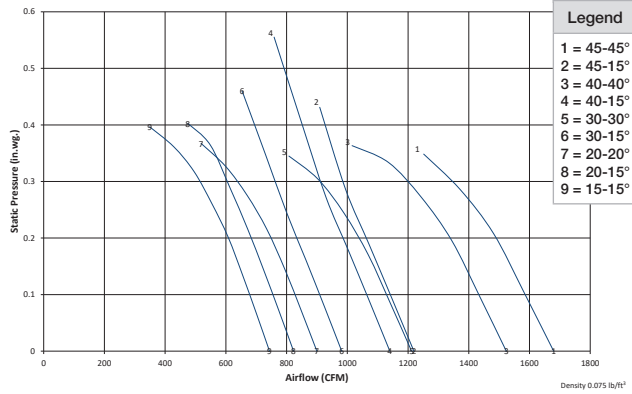
Performance shown is for installation type B: free inlet, ducted outlet. Performance ratings do not include the effects of appurtenances (accessories).

Sound power level ratings and A-weighted sound power ratings are shown in decibels, referred to 10<sup>-12</sup> watts, calculated per AMCA Standard 301. Values shown are for (inlet LWi or inlet LWiA) sound power levels for installation type B: free inlet, ducted outlet. The AMCA International Certified Ratings Seal for sound applies to LWA values only. dBA sound pressure values are weighted with 11.5 dB attenuation based on 5 feet from the fan in a hemispherical free field and are not licensed by AMCA International.

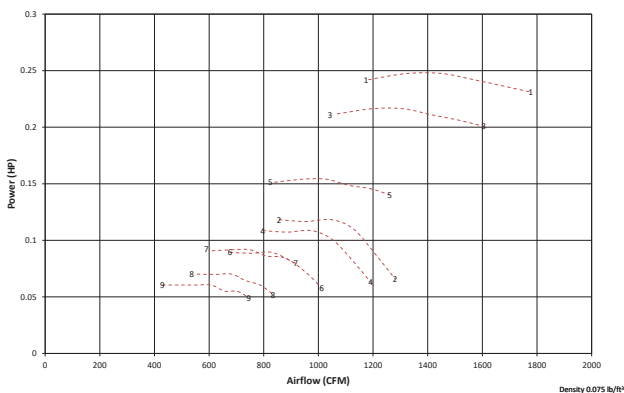
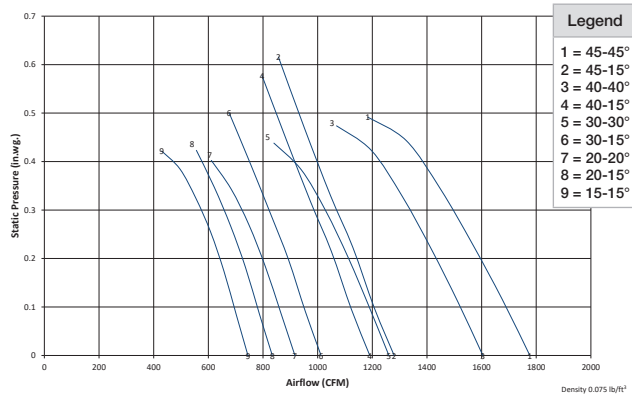
### Sound Data

2900 RPM Blade Pitch	W1		W2	
	% WOV	LwA	% WOV	LwA
45-45°	100	91	100	92
	80	90	90	91
	50	88	42	89
45-15°	100	86	100	71
	89	85	92	89
	60	84	73	91
40-40°	100	89	100	71
	80	88	91	91
	50	88	73	91
40-15°	100	84	100	89
	87	84	90	89
	59	84	58	89
30-30°	100	86	100	86
	80	85	95	87
	50	88	72	88
30-15°	100	83	100	88
	85	82	90	86
	55	86	59	87
20-20°	100	83	100	86
	80	82	88	85
	50	88	45	93
20-15°	100	82	100	86
	82	81	87	85
	52	87	46	92
15-15°	100	82	100	84
	80	81	88	83
	50	88	45	88

## W1 (1770 RPM)



## W2 (1770 RPM)



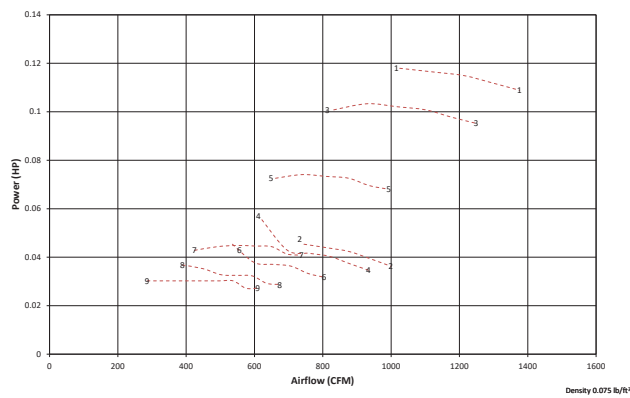
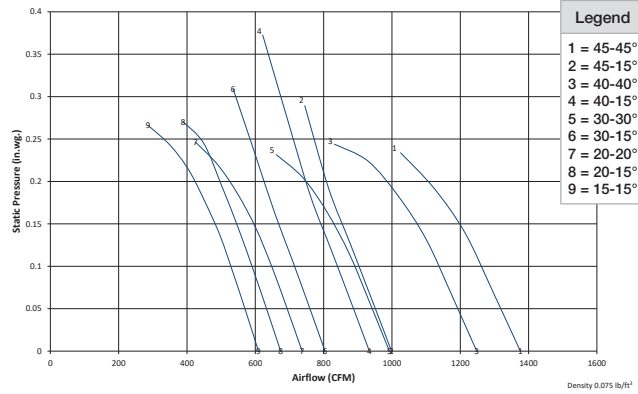
Performance shown is for installation type B: free inlet, ducted outlet. Performance ratings do not include the effects of appurtenances (accessories).

Sound power level ratings and A-weighted sound power ratings are shown in decibels, referred to 10<sup>-12</sup> watts, calculated per AMCA Standard 301. Values shown are for (inlet LWi or inlet LWiA) sound power levels for installation type B: free inlet, ducted outlet. The AMCA International Certified Ratings Seal for sound applies to LWA values only. dBA sound pressure values are weighted with 11.5 dB attenuation based on 5 feet from the fan in a hemispherical free field and are not licensed by AMCA International.

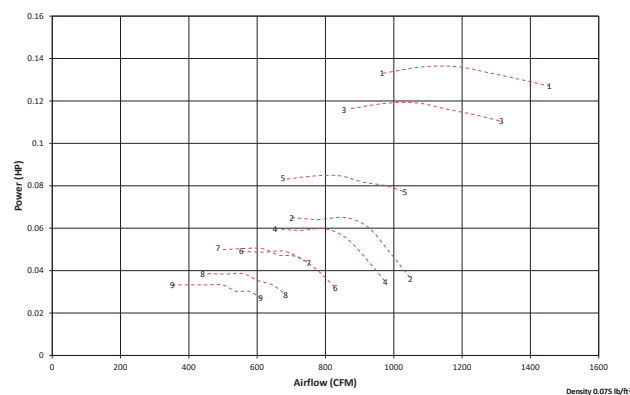
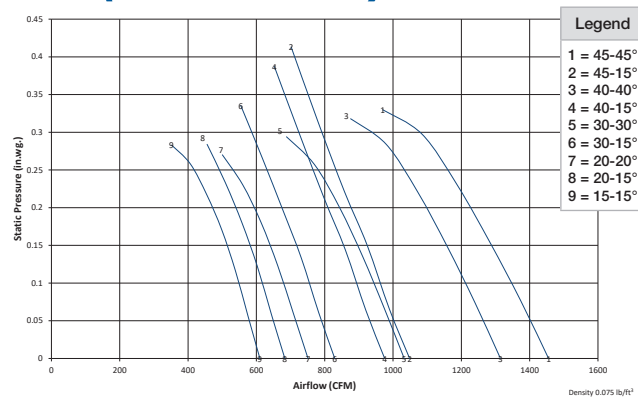
### Sound Data

1700 RPM Blade Pitch	W1		W2	
	% WOV	LwA	% WOV	LwA
45-45°	100	79	100	80
	80	78	90	79
	50	76	42	78
45-15°	100	74	100	59
	89	73	92	79
40-40°	60	73	73	80
	100	78	100	59
40-15°	80	77	91	80
	50	76	73	80
30-30°	100	72	100	78
	87	72	90	78
	59	73	58	77
30-15°	100	74	100	75
	80	74	95	76
	50	76	72	78
20-20°	100	72	100	76
	85	71	90	75
	55	74	59	76
20-15°	100	71	100	74
	80	71	88	74
	50	75	45	80
15-15°	100	70	100	74
	82	70	87	74
	52	75	46	79
15-15°	100	70	100	73
	80	69	88	72
	50	75	45	76

## W1 (1450 RPM)



## W2 (1450 RPM)



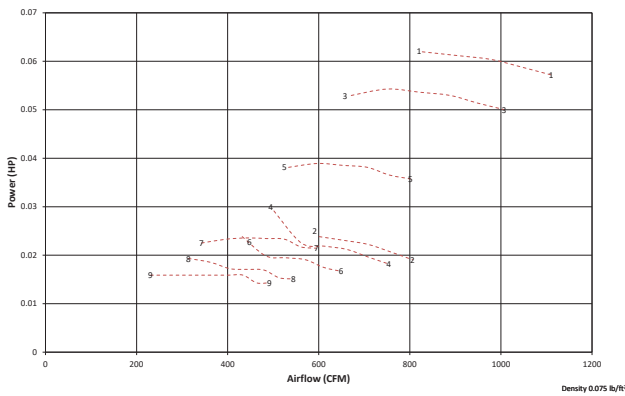
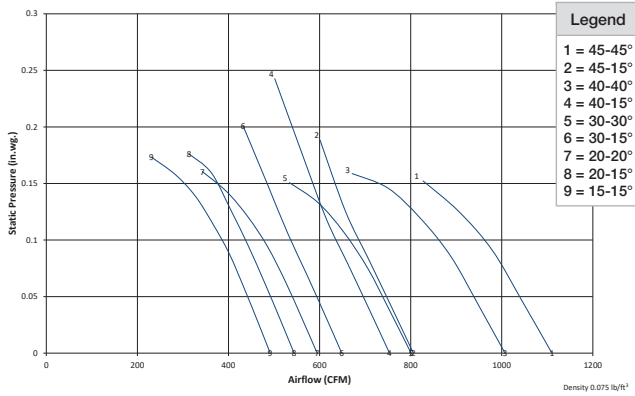
Performance shown is for installation type B: free inlet, ducted outlet. Performance ratings do not include the effects of appurtenances (accessories).

Sound power level ratings and A-weighted sound power ratings are shown in decibels, referred to 10<sup>-12</sup> watts, calculated per AMCA Standard 301. Values shown are for (inlet LWi or inlet LWiA) sound power levels for installation type B: free inlet, ducted outlet. The AMCA International Certified Ratings Seal for sound applies to LWA values only. dBA sound pressure values are weighted with 11.5 dB attenuation based on 5 feet from the fan in a hemispherical free field and are not licensed by AMCA International.

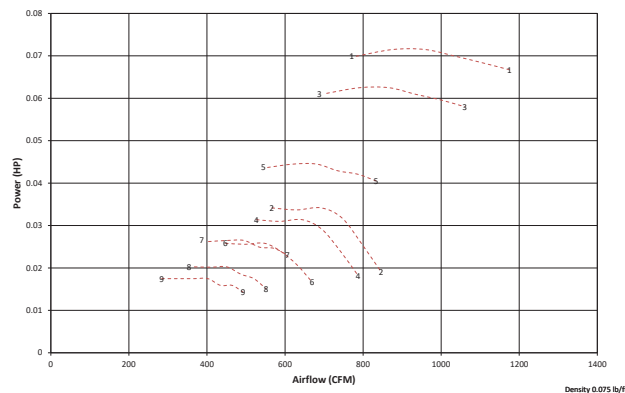
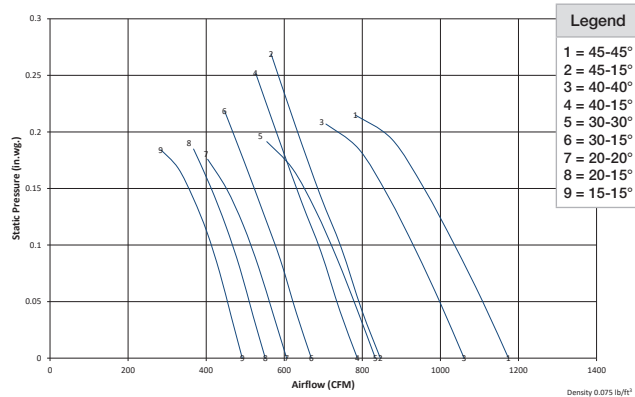
### Sound Data

1450 RPM Blade Pitch	W1		W2	
	% WOV	LwA	% WOV	LwA
45-45°	100	77	100	77
	80	75	90	76
	40	76	41	76
45-15°	100	69	100	95
	89	69	92	74
	60	69	73	75
40-40°	100	76	100	95
	80	74	91	75
	40	75	73	75
40-15°	100	70	100	73
	88	70	90	73
	57	70	58	72
30-30°	100	74	100	70
	80	73	95	72
	40	75	72	73
30-15°	100	70	100	71
	85	70	90	70
	50	71	59	71
20-20°	100	72	100	69
	80	72	88	69
	39	74	45	75
20-15°	100	70	100	69
	82	71	87	69
	43	73	46	74
15-15°	100	71	100	68
	81	71	88	67
	39	74	45	71

## W1 (1170 RPM)



## W2 (1170 RPM)



Performance shown is for installation type B: free inlet, ducted outlet. Performance ratings do not include the effects of appurtenances (accessories).

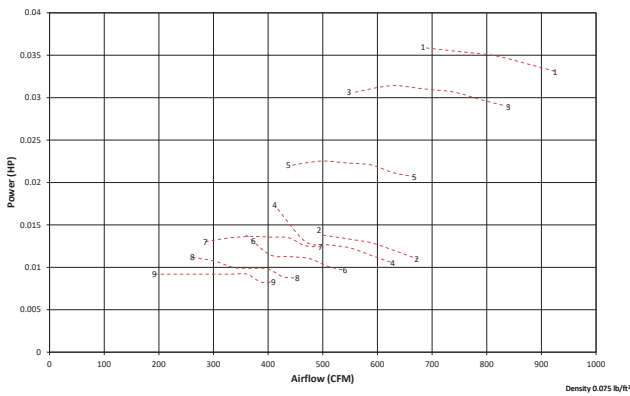
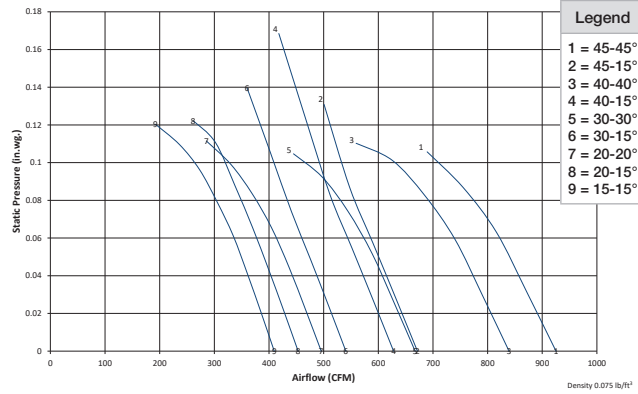
Sound power level ratings and A-weighted sound power ratings are shown in decibels, referred to 10<sup>-12</sup> watts, calculated per AMCA Standard 301. Values shown are for (inlet LWi or inlet LWiA) sound power levels for installation type B: free inlet, ducted outlet. The AMCA International Certified Ratings Seal for sound applies to LWA values only. dBA sound pressure values are weighted with 11.5 dB attenuation based on 5 feet from the fan in a hemispherical free field and are not licensed by AMCA International.

### Sound Data

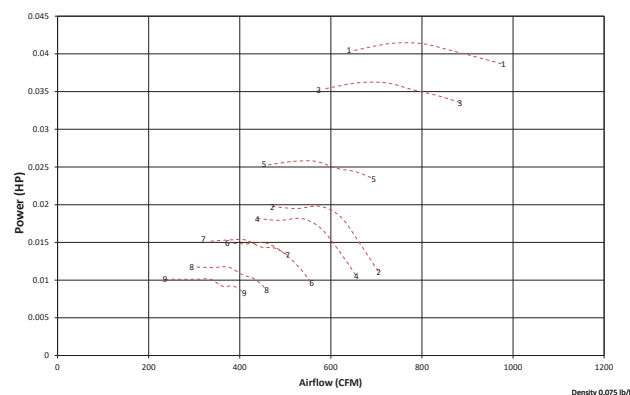
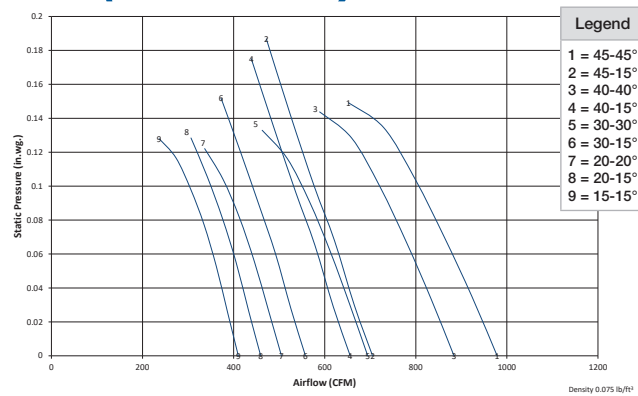
1170 RPM	W1		W2	
	% WOV	LwA	% WOV	LwA
45-45°	100	72	100	72
	80	71	90	72
	40	71	41	71
45-15°	100	64	100	91
	89	64	92	69
	60	64	73	71
40-40°	100	71	100	91
	80	70	91	70
	40	71	73	70
40-15°	100	66	100	68
	88	66	90	68
	57	66	58	67
30-30°	100	69	100	66
	80	69	95	67
	40	70	72	68
30-15°	100	65	100	66
	85	65	90	65
	50	66	59	66
20-20°	100	68	100	64
	80	68	88	64
	39	70	45	70
20-15°	100	66	100	64
	82	67	87	64
	43	68	46	69
15-15°	100	67	100	63
	81	68	88	62
	39	69	45	66



## W1 (975 RPM)



## W2 (975 RPM)



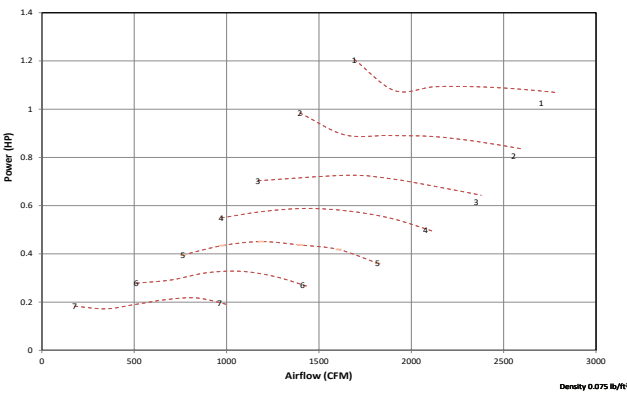
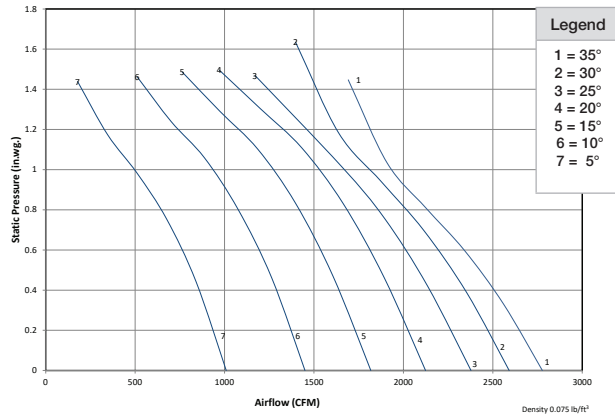
Performance shown is for installation type B: free inlet, ducted outlet. Performance ratings do not include the effects of appurtenances (accessories).

Sound power level ratings and A-weighted sound power ratings are shown in decibels, referred to 10<sup>-12</sup> watts, calculated per AMCA Standard 301. Values shown are for (inlet LWi or inlet LWiA) sound power levels for installation type B: free inlet, ducted outlet. The AMCA International Certified Ratings Seal for sound applies to LWA values only. dBA sound pressure values are weighted with 11.5 dB attenuation based on 5 feet from the fan in a hemispherical free field and are not licensed by AMCA International.

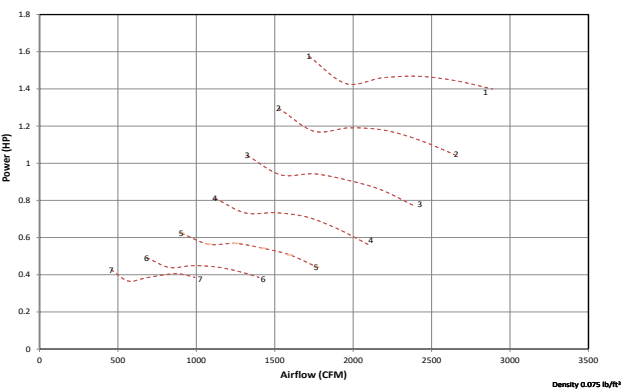
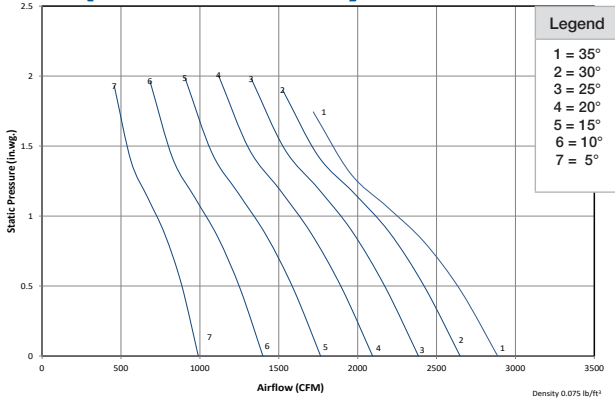
### Sound Data

975 RPM Blade Pitch	W1		W2	
	% WOV	LwA	% WOV	LwA
45-45°	100	68	100	68
	80	67	90	67
	40	67	41	67
45-15°	100	60	100	87
	60	59	73	67
40-40°	100	67	100	87
	80	66	91	66
40-15°	100	63	100	64
	88	63	90	64
30-30°	100	65	100	61
	80	65	95	62
30-15°	100	61	100	61
	85	61	90	60
20-20°	100	72	100	60
	80	72	88	60
20-15°	100	62	100	59
	82	62	87	59
15-15°	100	62	100	58
	81	63	88	58
	39	65	45	61

## C7 (3500 RPM)



## C8 (3500 RPM)



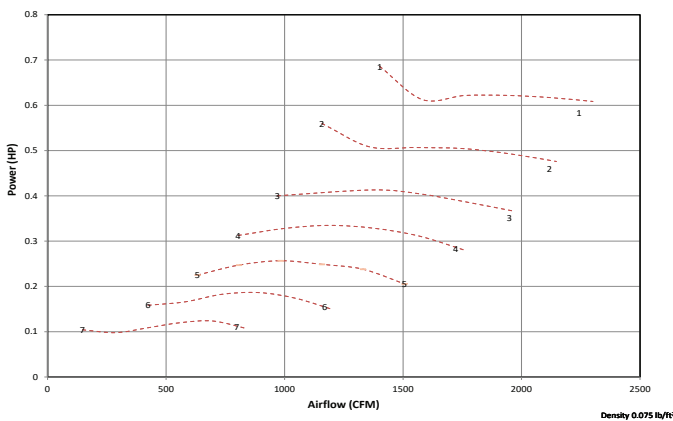
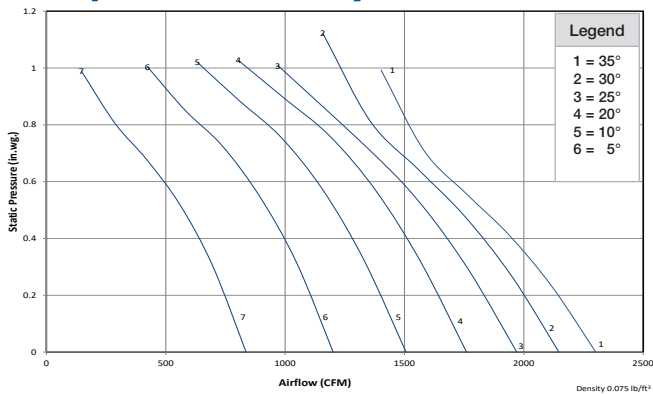
Performance shown is for installation type B: free inlet, ducted outlet. Performance ratings do not include the effects of appurtenances (accessories).

Sound power level ratings and A-weighted sound power ratings are shown in decibels, referred to 10<sup>-12</sup> watts, calculated per AMCA Standard 301. Values shown are for (inlet LWi or inlet LWiA) sound power levels for installation type B: free inlet, ducted outlet. The AMCA International Certified Ratings Seal for sound applies to LWA values only. dBA sound pressure values are weighted with 11.5 dB attenuation based on 5 feet from the fan in a hemispherical free field and are not licensed by AMCA International.

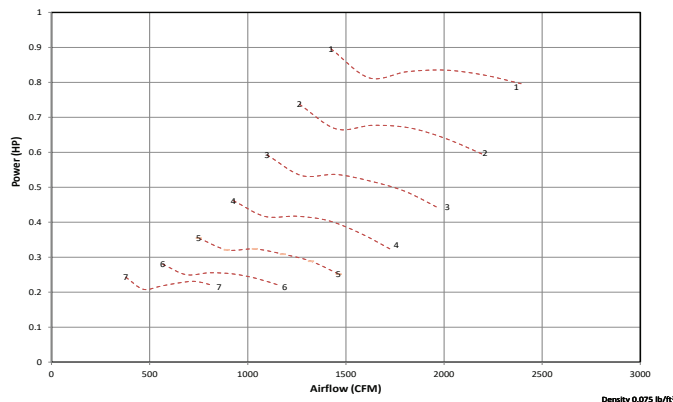
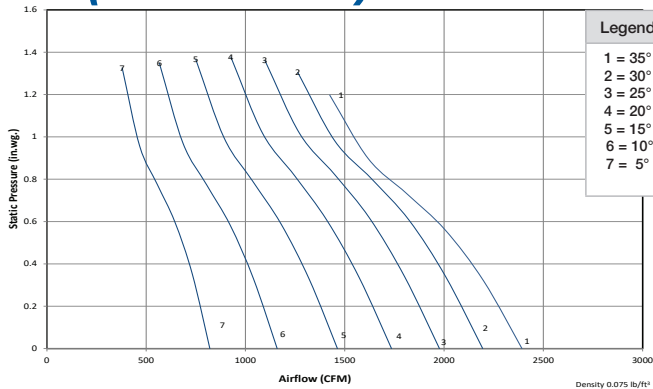
### Sound Data

3500 RPM	C7		C8	
	% WOV	LwA	% WOV	LwA
35°	0	88	0	88
	50	87	50	88
	100	86	100	87
30°	0	88	0	88
	50	87	50	87
	100	86	100	87
25°	0	88	0	87
	50	86	50	87
	100	86	100	86
20°	0	87	0	87
	50	87	50	86
	100	88	100	88
15°	0	87	0	87
	50	87	50	86
	100	90	100	89
10°	0	87	0	88
	50	87	50	87
	100	90	100	90
5°	0	88	0	89
	50	87	50	89
	100	90	100	90

## C7 (2900 RPM)



## C8 (2900 RPM)



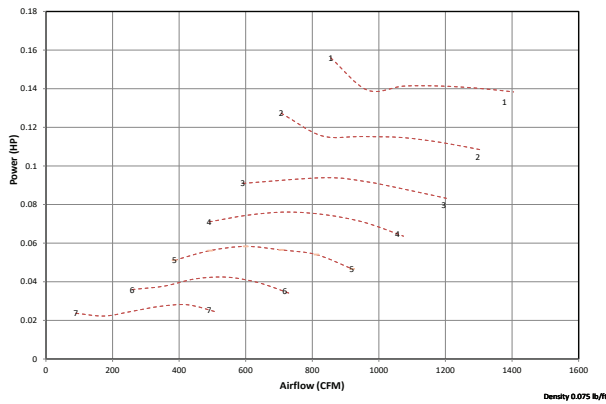
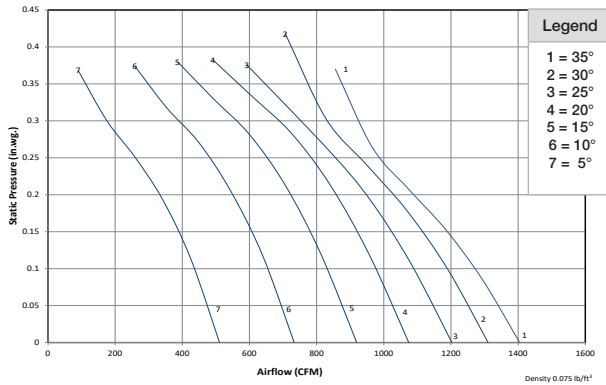
Performance shown is for installation type B: free inlet, ducted outlet. Performance ratings do not include the effects of appurtenances (accessories).

Sound power level ratings and A-weighted sound power ratings are shown in decibels, referred to 10<sup>-12</sup> watts, calculated per AMCA Standard 301. Values shown are for (inlet LWi or inlet LWiA) sound power levels for installation type B: free inlet, ducted outlet. The AMCA International Certified Ratings Seal for sound applies to LWA values only. dBA sound pressure values are weighted with 11.5 dB attenuation based on 5 feet from the fan in a hemispherical free field and are not licensed by AMCA International.

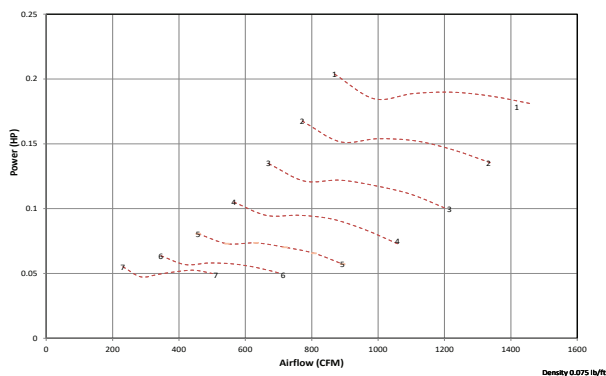
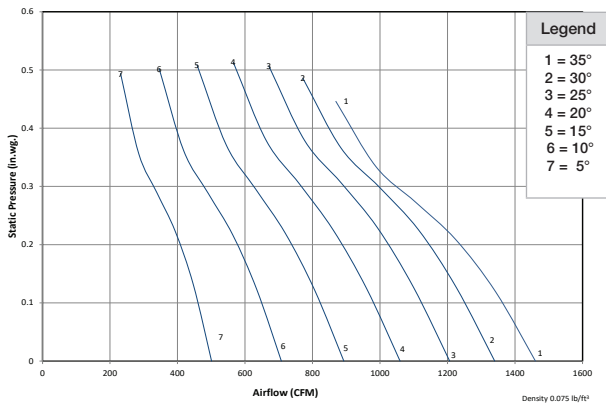
### Sound Data

2900 RPM Blade Pitch	C7		C8	
	% WOV	LwA	% WOV	LwA
35°	0	81	0	83
	50	81	50	82
	100	80	100	82
30°	0	81	0	82
	50	80	50	81
	100	80	100	81
25°	0	81	0	82
	50	80	50	81
	100	79	100	80
20°	0	81	0	82
	50	80	50	81
	100	81	100	82
15°	0	81	0	82
	50	80	50	81
	100	84	100	83
10°	0	81	0	83
	50	81	50	82
	100	84	100	84
5°	0	82	0	84
	50	82	50	83
	100	84	100	84

## C7 (1770 RPM)



## C8 (1770 RPM)



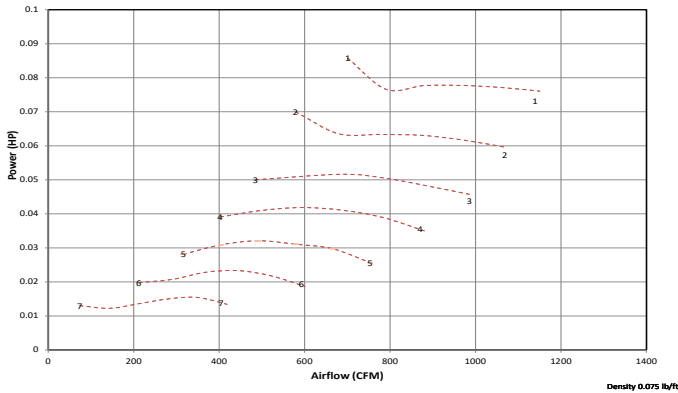
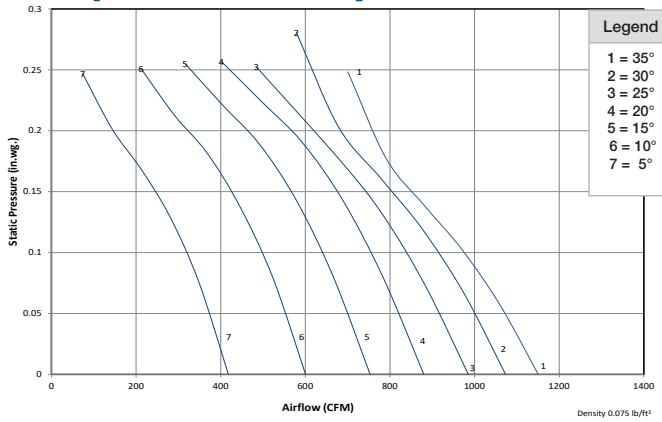
Performance shown is for installation type B: free inlet, ducted outlet. Performance ratings do not include the effects of appurtenances (accessories).

Sound power level ratings and A-weighted sound power ratings are shown in decibels, referred to 10<sup>-12</sup> watts, calculated per AMCA Standard 301. Values shown are for (inlet LWi or inlet LWiA) sound power levels for installation type B: free inlet, ducted outlet. The AMCA International Certified Ratings Seal for sound applies to LWA values only. dBA sound pressure values are weighted with 11.5 dB attenuation based on 5 feet from the fan in a hemispherical free field and are not licensed by AMCA International.

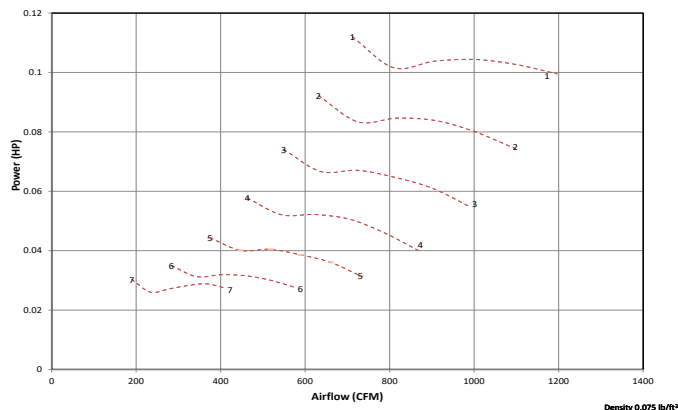
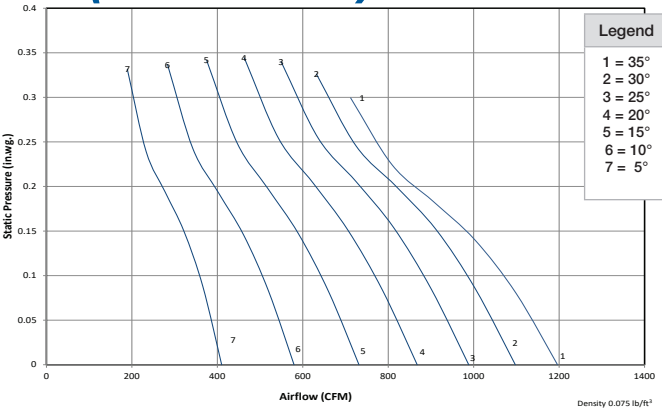
### Sound Data

1770 RPM Blade Pitch	C7		C8	
	% WOV	LwA	% WOV	LwA
35°	0	68	0	70
	50	67	50	68
	100	67	100	68
30°	0	68	0	69
	50	67	50	68
	100	66	100	68
25°	0	67	0	69
	50	66	50	67
	100	66	100	67
20°	0	67	0	69
	50	66	50	67
	100	68	100	68
15°	0	67	0	70
	50	67	50	67
	100	70	100	70
10°	0	68	0	70
	50	67	50	69
	100	70	100	70
5°	0	69	0	71
	50	68	50	70
	100	70	100	71

## C7 (1450 RPM)



## C8 (1450 RPM)



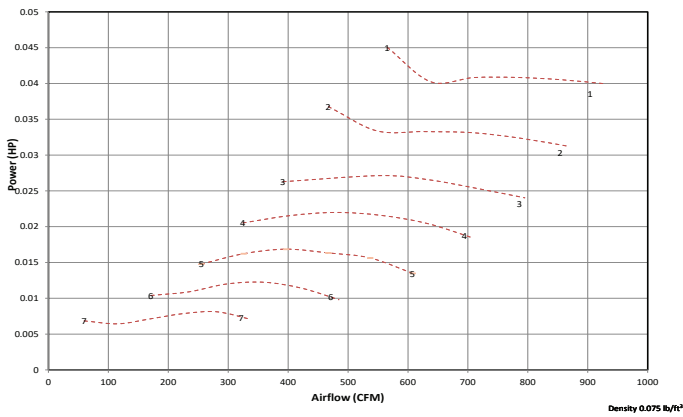
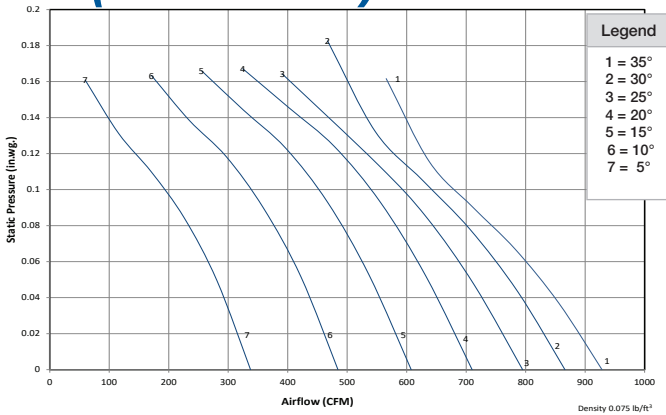
Performance shown is for installation type B: free inlet, ducted outlet. Performance ratings do not include the effects of appurtenances (accessories).

Sound power level ratings and A-weighted sound power ratings are shown in decibels, referred to 10<sup>-12</sup> watts, calculated per AMCA Standard 301. Values shown are for (inlet LWi or inlet LWiA) sound power levels for installation type B: free inlet, ducted outlet. The AMCA International Certified Ratings Seal for sound applies to LWA values only. dBA sound pressure values are weighted with 11.5 dB attenuation based on 5 feet from the fan in a hemispherical free field and are not licensed by AMCA International.

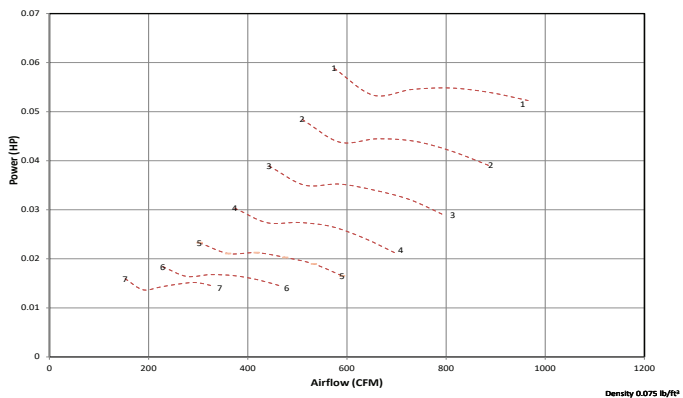
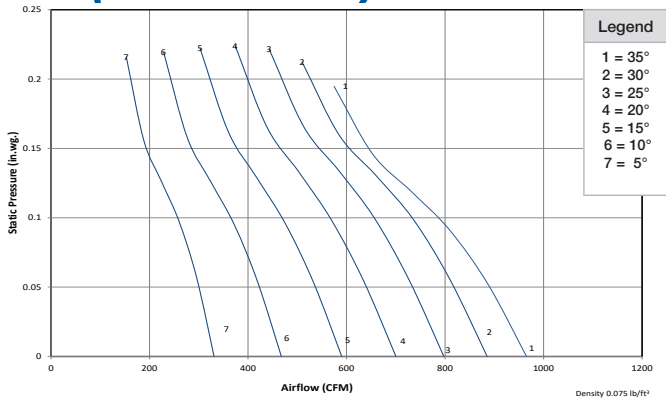
### Sound Data

1450 RPM Blade Pitch	C7		C8	
	% WOV	LwA	% WOV	LwA
35°	0	63	0	64
	50	62	50	63
	100	62	100	63
30°	0	63	0	64
	50	61	50	63
	100	61	100	63
25°	0	62	0	64
	50	61	50	62
	100	60	100	62
20°	0	62	0	64
	50	61	50	62
	100	62	100	63
15°	0	62	0	65
	50	61	50	62
	100	65	100	65
10°	0	63	0	65
	50	62	50	64
	100	65	100	65
5°	0	64	0	66
	50	63	50	65
	100	65	100	66

## C7 (1170 RPM)



## C8 (1170 RPM)



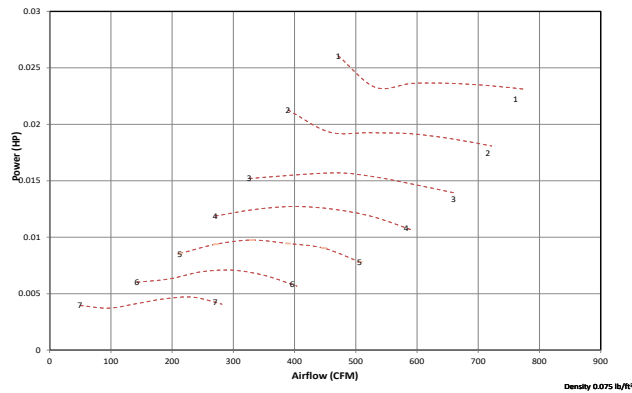
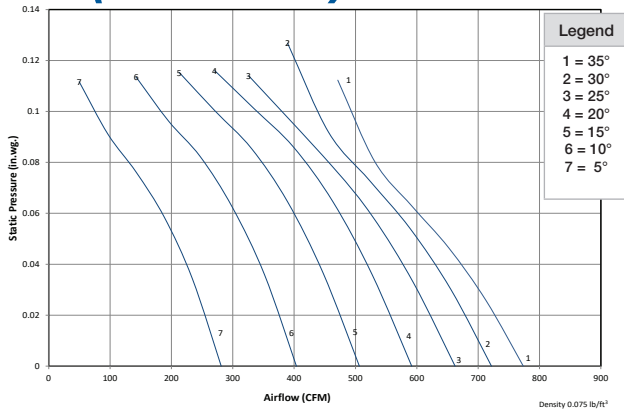
Performance shown is for installation type B: free inlet, ducted outlet. Performance ratings do not include the effects of appurtenances (accessories).

Sound power level ratings and A-weighted sound power ratings are shown in decibels, referred to 10<sup>-12</sup> watts, calculated per AMCA Standard 301. Values shown are for (inlet LWi or inlet LWiA) sound power levels for installation type B: free inlet, ducted outlet. The AMCA International Certified Ratings Seal for sound applies to LWA values only. dBA sound pressure values are weighted with 11.5 dB attenuation based on 5 feet from the fan in a hemispherical free field and are not licensed by AMCA International.

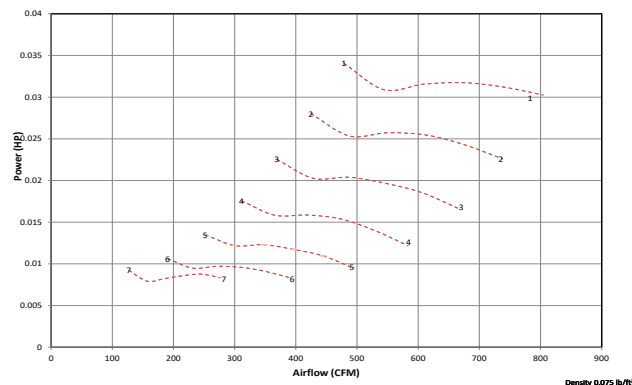
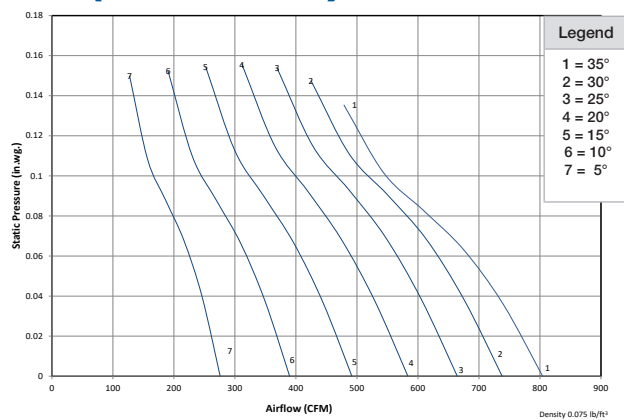
### Sound Data

1170 RPM Blade Pitch	C7		C8	
	% WOV	LwA	% WOV	LwA
35°	0	57	0	59
	50	56	50	57
	100	56	100	57
30°	0	57	0	59
	50	55	50	57
	100	55	100	57
25°	0	56	0	58
	50	54	50	56
	100	54	100	56
20°	0	57	0	59
	50	55	50	56
	100	56	100	57
15°	0	57	0	59
	50	55	50	56
	100	58	100	58
10°	0	57	0	53
	50	56	50	58
	100	58	100	59
5°	0	58	0	60
	50	57	50	59
	100	59	100	59

## C7 (975 RPM)



## C8 (975 RPM)



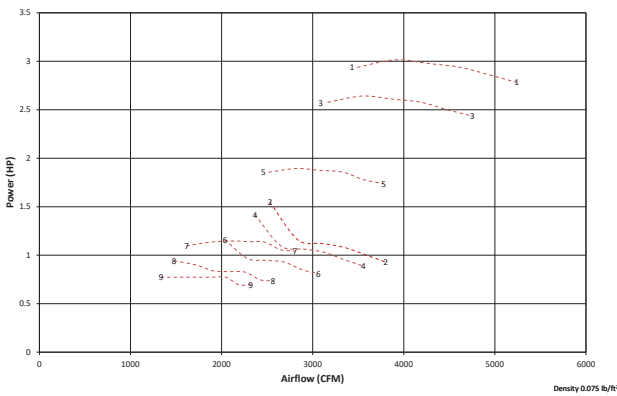
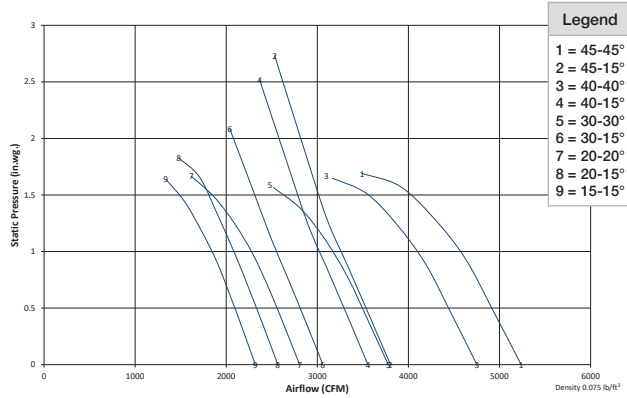
Performance shown is for installation type B: free inlet, ducted outlet. Performance ratings do not include the effects of appurtenances (accessories).

Sound power level ratings and A-weighted sound power ratings are shown in decibels, referred to 10<sup>-12</sup> watts, calculated per AMCA Standard 301. Values shown are for (inlet LWi or inlet LWiA) sound power levels for installation type B: free inlet, ducted outlet. The AMCA International Certified Ratings Seal for sound applies to LWA values only. dBA sound pressure values are weighted with 11.5 dB attenuation based on 5 feet from the fan in a hemispherical free field and are not licensed by AMCA International.

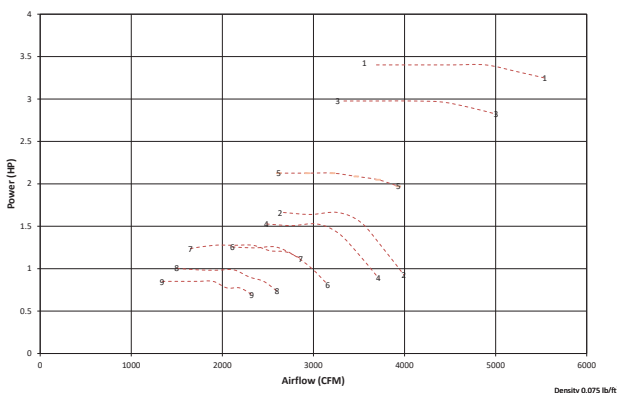
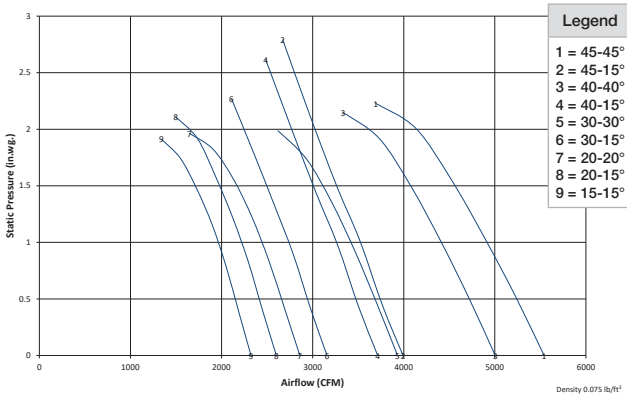
### Sound Data

975 RPM Blade Pitch	C7		C8	
	% WOV	LwA	% WOV	LwA
35°	0	53	0	55
	50	52	50	53
	100	52	100	53
30°	0	53	0	55
	50	51	50	53
	100	51	100	53
25°	0	53	0	55
	50	50	50	52
	100	50	100	52
20°	0	53	0	55
	50	51	50	52
	100	52	100	53
15°	0	53	0	55
	50	51	50	52
	100	54	100	54
10°	0	53	0	55
	50	52	50	53
	100	54	100	54
5°	0	54	0	56
	50	53	50	55
	100	54	100	

## W1 (3500 RPM)



## W2 (3500 RPM)



Performance shown is for installation type B: free inlet, ducted outlet. Performance ratings do not include the effects of appurtenances (accessories).

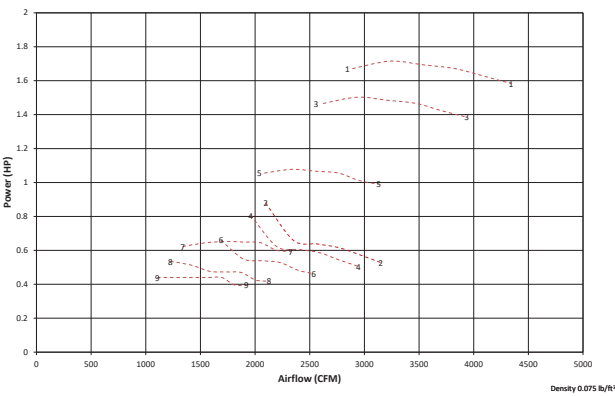
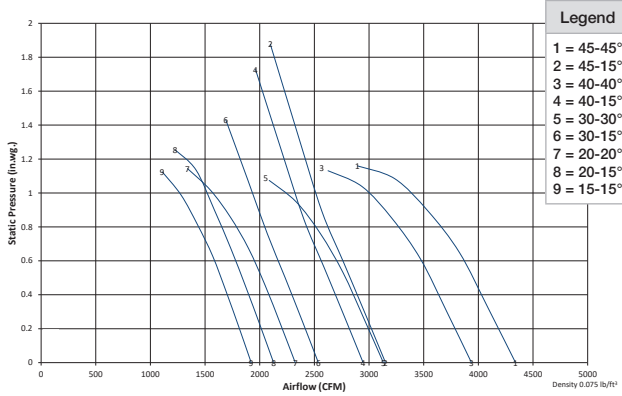
Sound power level ratings and A-weighted sound power ratings are shown in decibels, referred to 10<sup>-12</sup> watts, calculated per AMCA Standard 301. Values shown are for (inlet LWi or inlet LWiA) sound power levels for installation type B: free inlet, ducted outlet. The AMCA International Certified Ratings Seal for sound applies to LWA values only. dBA sound pressure values are weighted with 11.5 dB attenuation based on 5 feet from the fan in a hemispherical free field and are not licensed by AMCA International.

### Sound Data

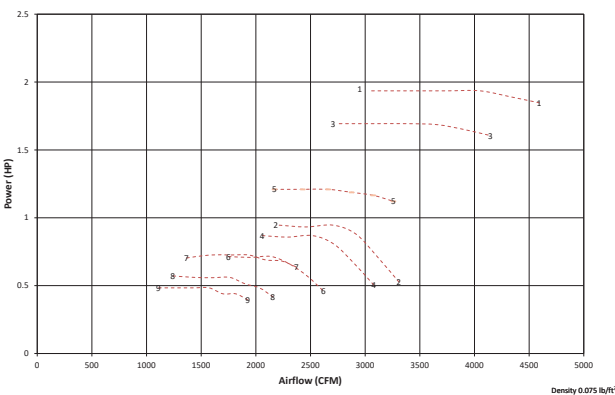
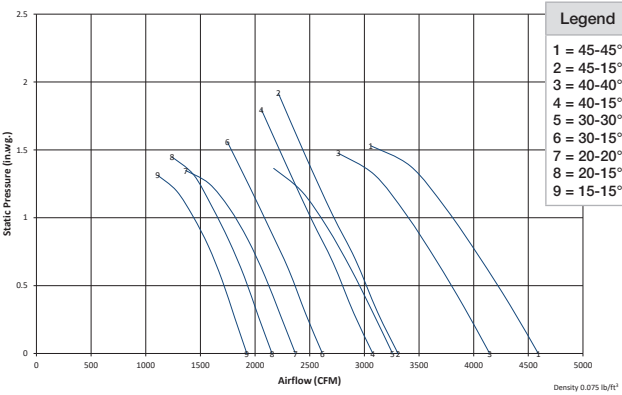
3500 RPM	W1		W2	
	% WOV	LwA	% WOV	LwA
45-45°	100	97	100	94
	80	96	80	97
	47	95	39	95
45-15°	100	89	100	89
	81	94	82	94
	31	94	42	96
40-40°	100	95	100	96
	80	94	80	95
	47	95	39	95
40-15°	100	89	100	89
	81	93	81	93
	34	94	42	96
30-30°	100	92	100	93
	80	91	80	92
	48	95	40	95
30-15°	100	88	100	89
	81	90	81	91
	40	94	41	95
20-20°	100	89	100	90
	80	88	80	90
	49	95	40	95
20-15°	100	88	100	88
	80	88	80	89
	47	95	40	95
15-15°	100	88	100	88
	80	87	80	88
	50	95	40	95



## W1 (2900 RPM)



## W2 (2900 RPM)



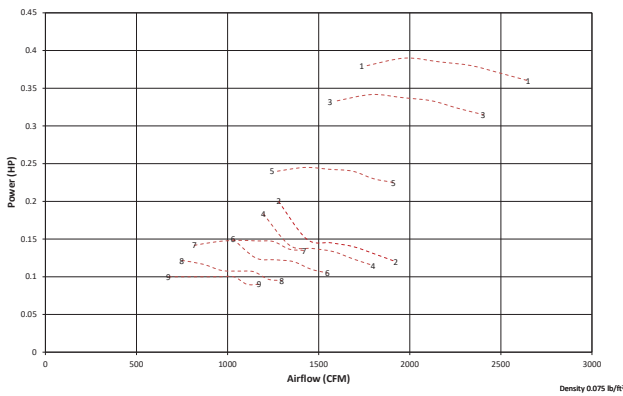
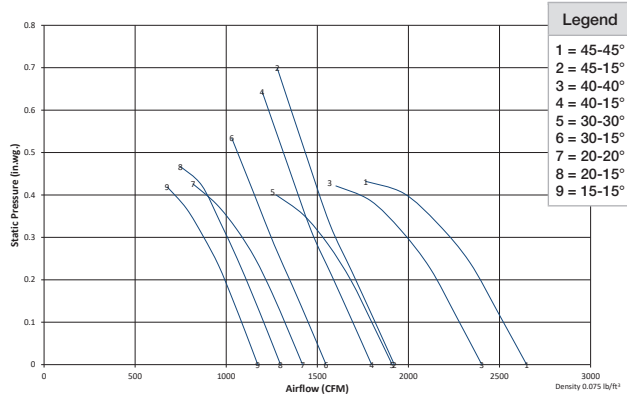
Performance shown is for installation type B: free inlet, ducted outlet. Performance ratings do not include the effects of appurtenances (accessories).

Sound power level ratings and A-weighted sound power ratings are shown in decibels, referred to 10<sup>-12</sup> watts, calculated per AMCA Standard 301. Values shown are for (inlet LWi or inlet LWiA) sound power levels for installation type B: free inlet, ducted outlet. The AMCA International Certified Ratings Seal for sound applies to LWA values only. dBA sound pressure values are weighted with 11.5 dB attenuation based on 5 feet from the fan in a hemispherical free field and are not licensed by AMCA International.

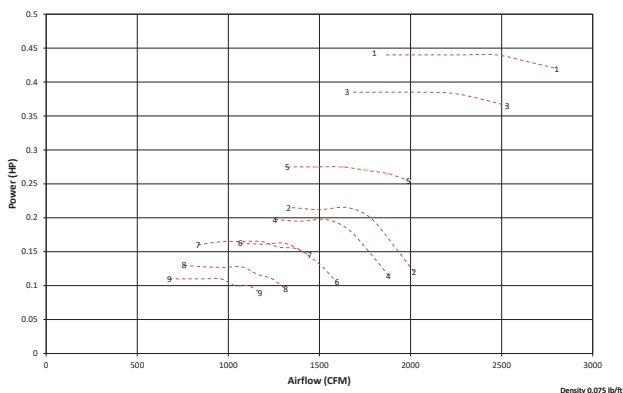
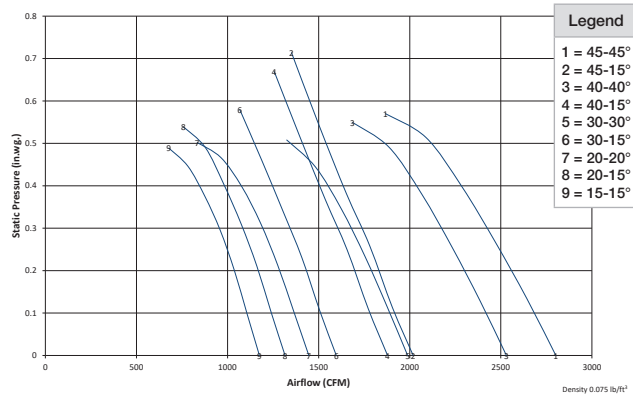
### Sound Data

2900 RPM Blade Pitch	W1		W2	
	% WOV	LwA	% WOV	LwA
45-45°	100	93	100	90
	80	92	80	92
	47	91	39	91
45-15°	100	85	100	85
	81	92	82	91
	31	91	42	93
40-40°	100	91	100	91
	80	90	80	91
	47	91	39	91
40-15°	100	85	100	85
	81	90	81	90
	34	91	42	93
30-30°	100	88	100	89
	80	87	80	88
	48	91	40	91
30-15°	100	84	100	85
	81	87	81	87
	40	90	41	92
20-20°	100	85	100	86
	80	84	80	86
	49	91	40	91
20-15°	100	84	100	85
	80	84	80	85
	47	91	40	92
15-15°	100	84	100	85
	80	83	80	85
	50	91	40	92

## W1 (1770 RPM)



## W2 (1770 RPM)



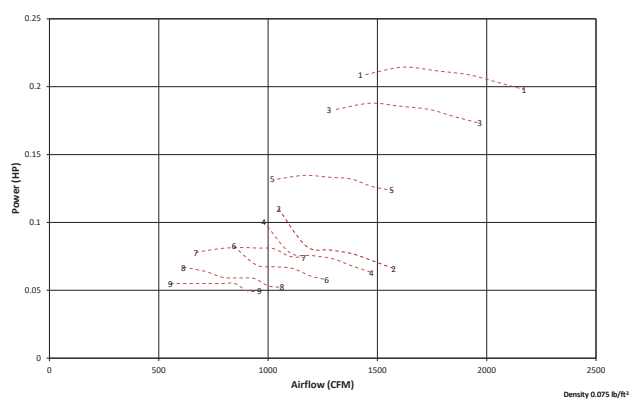
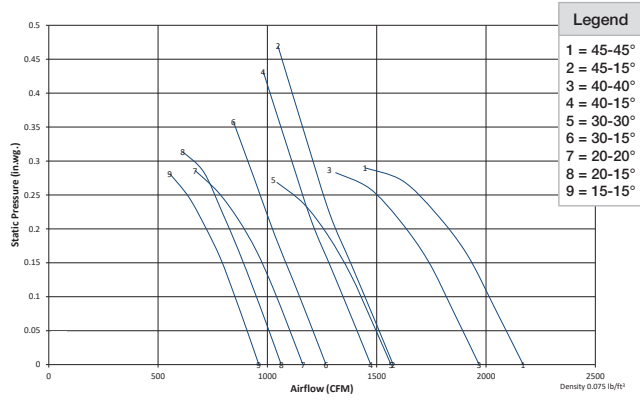
Performance shown is for installation type B: free inlet, ducted outlet. Performance ratings do not include the effects of appurtenances (accessories).

Sound power level ratings and A-weighted sound power ratings are shown in decibels, referred to 10<sup>-12</sup> watts, calculated per AMCA Standard 301. Values shown are for (inlet LWi or inlet LWiA) sound power levels for installation type B: free inlet, ducted outlet. The AMCA International Certified Ratings Seal for sound applies to LWA values only. dBA sound pressure values are weighted with 11.5 dB attenuation based on 5 feet from the fan in a hemispherical free field and are not licensed by AMCA International.

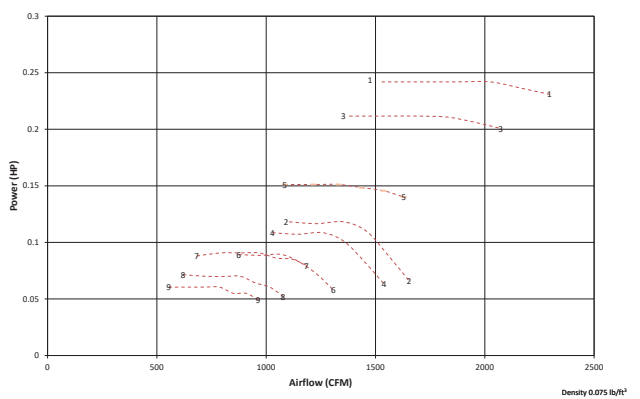
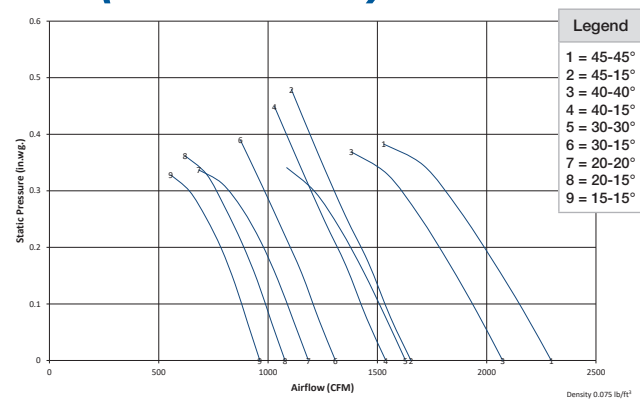
### Sound Data

1770 RPM Blade Pitch	W1		W2	
	% WOV	LwA	% WOV	LwA
45-45°	100	82	100	79
	80	81	80	81
	47	80	39	80
45-15°	100	74	100	73
	81	79	82	79
	31	79	42	81
40-40°	100	80	100	80
	80	79	80	80
	47	80	39	80
40-15°	100	74	100	73
	81	78	81	78
	34	78	42	81
30-30°	100	77	100	77
	80	76	80	77
	48	79	40	80
30-15°	100	73	100	73
	81	75	81	76
	40	78	41	80
20-20°	100	73	100	74
	80	73	80	74
	49	79	40	80
20-15°	100	72	100	73
	80	73	80	74
	47	78	40	80
15-15°	100	72	100	73
	80	72	80	73
	50	79	40	80

## W1 (1450 RPM)



## W2 (1450 RPM)



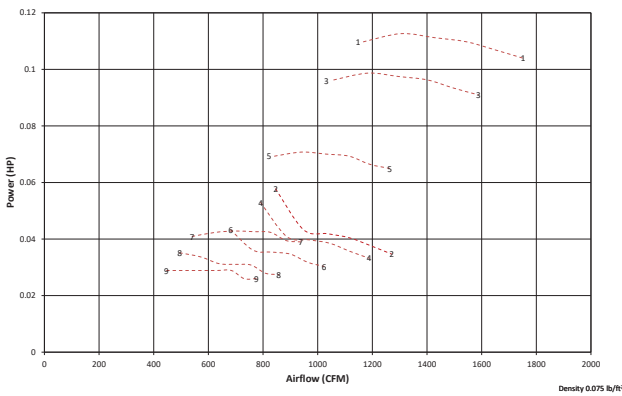
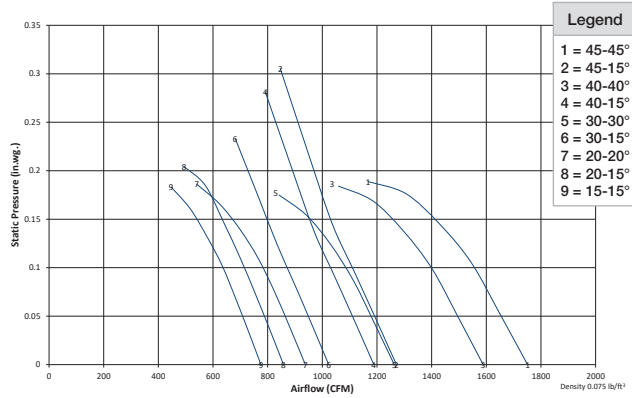
Performance shown is for installation type B: free inlet, ducted outlet. Performance ratings do not include the effects of appurtenances (accessories).

Sound power level ratings and A-weighted sound power ratings are shown in decibels, referred to 10<sup>-12</sup> watts, calculated per AMCA Standard 301. Values shown are for (inlet LWi or inlet LWiA) sound power levels for installation type B: free inlet, ducted outlet. The AMCA International Certified Ratings Seal for sound applies to LWA values only. dBA sound pressure values are weighted with 11.5 dB attenuation based on 5 feet from the fan in a hemispherical free field and are not licensed by AMCA International.

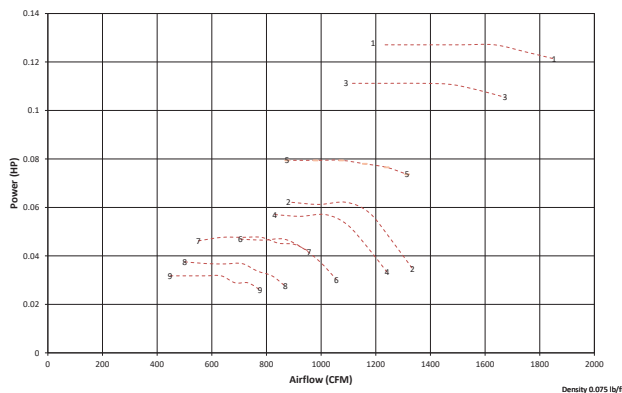
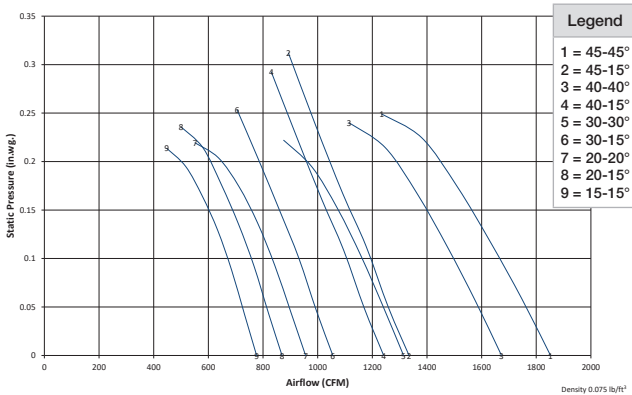
### Sound Data

1450 RPM Blade Pitch	W1		W2	
	% WOV	LwA	% WOV	LwA
45-45°	100	78	100	78
	79	78	81	78
	40	76	41	77
45-15°	100	73	100	75
	82	75	80	75
	51	77	40	78
40-40°	100	77	100	77
	79	77	81	77
	40	76	41	77
40-15°	100	73	100	74
	81	74	80	75
	49	77	40	77
30-30°	100	74	100	75
	79	74	81	75
	40	76	41	77
30-15°	100	72	100	73
	80	73	80	74
	45	76	40	76
20-20°	100	72	100	72
	79	72	80	73
	40	76	41	77
20-15°	100	71	100	72
	79	72	80	73
	41	76	41	76
15-15°	100	71	100	71
	79	71	80	72
	40	76	41	76

## W1 (1170 RPM)



## W2 (1170 RPM)



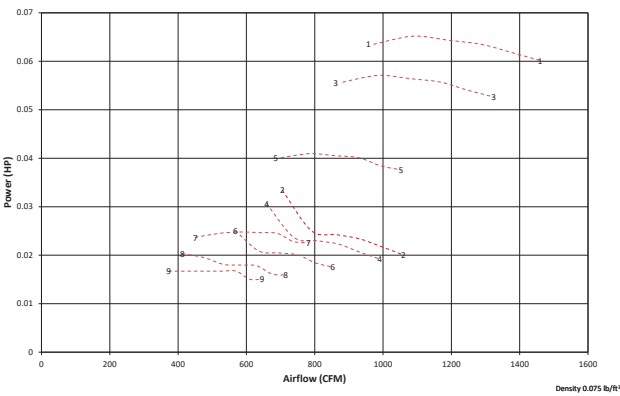
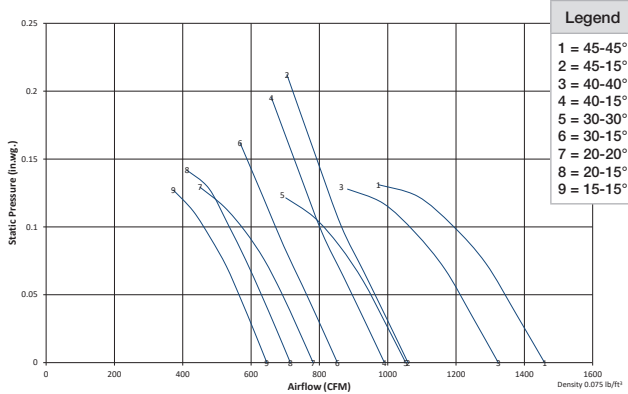
Performance shown is for installation type B: free inlet, ducted outlet. Performance ratings do not include the effects of appurtenances (accessories).

Sound power level ratings and A-weighted sound power ratings are shown in decibels, referred to 10<sup>-12</sup> watts, calculated per AMCA Standard 301. Values shown are for (inlet LWi or inlet LWiA) sound power levels for installation type B: free inlet, ducted outlet. The AMCA International Certified Ratings Seal for sound applies to LWA values only. dBA sound pressure values are weighted with 11.5 dB attenuation based on 5 feet from the fan in a hemispherical free field and are not licensed by AMCA International.

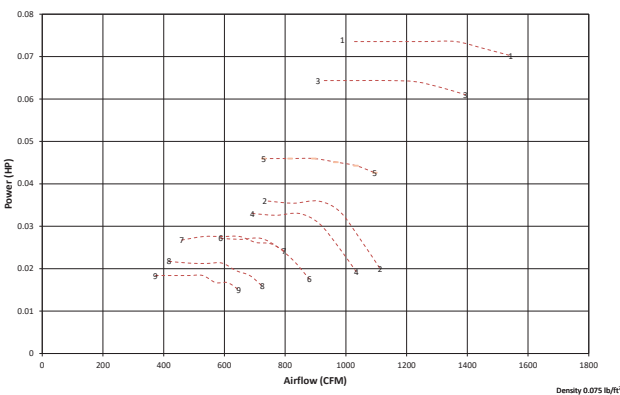
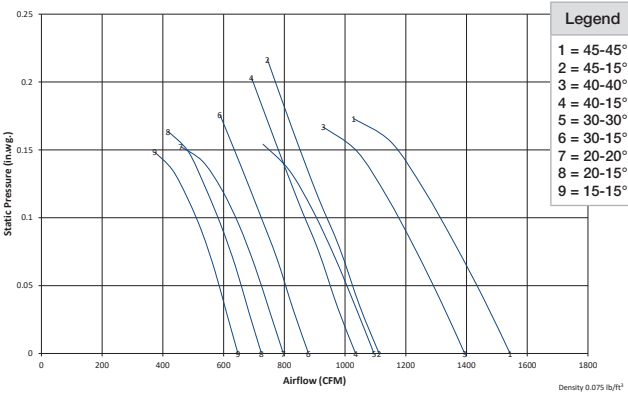
### Sound Data

1170 RPM Blade Pitch	W1		W2	
	% WOV	LwA	% WOV	LwA
45-45°	100	73	100	73
	79	73	81	73
	40	71	41	73
45-15°	100	69	100	70
	82	70	80	71
	51	72	40	74
40-40°	100	72	100	72
	79	72	81	72
	40	71	41	72
40-15°	100	68	100	69
	81	70	80	70
	49	72	40	73
30-30°	100	70	100	70
	79	70	81	70
	40	71	41	72
30-15°	100	68	100	68
	80	68	80	69
	45	72	40	72
20-20°	100	68	100	68
	79	68	80	68
	40	72	41	72
20-15°	100	67	100	67
	79	68	80	68
	41	72	41	72
15-15°	100	67	100	67
	79	67	80	67
	40	72	41	72

## W1 (975 RPM)



## W2 (975 RPM)



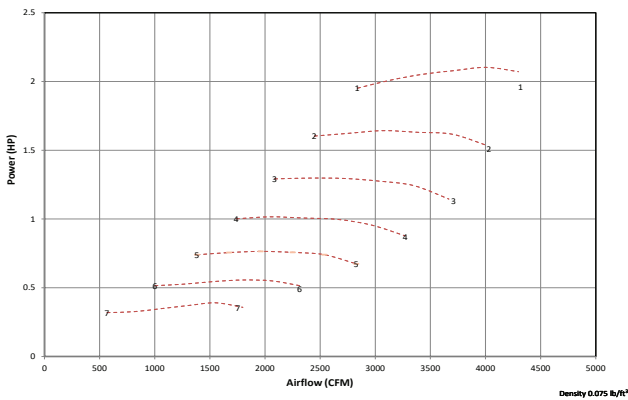
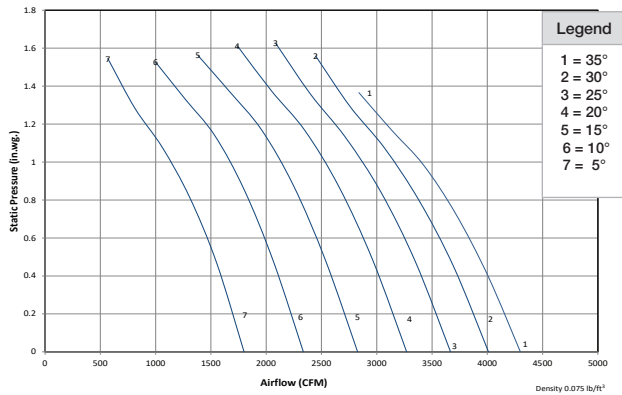
Performance shown is for installation type B: free inlet, ducted outlet. Performance ratings do not include the effects of appurtenances (accessories).

Sound power level ratings and A-weighted sound power ratings are shown in decibels, referred to 10<sup>-12</sup> watts, calculated per AMCA Standard 301. Values shown are for (inlet LWi or inlet LWiA) sound power levels for installation type B: free inlet, ducted outlet. The AMCA International Certified Ratings Seal for sound applies to LWA values only. dBA sound pressure values are weighted with 11.5 dB attenuation based on 5 feet from the fan in a hemispherical free field and are not licensed by AMCA International.

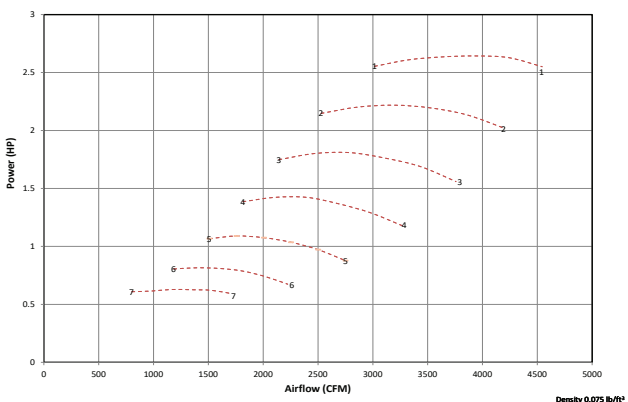
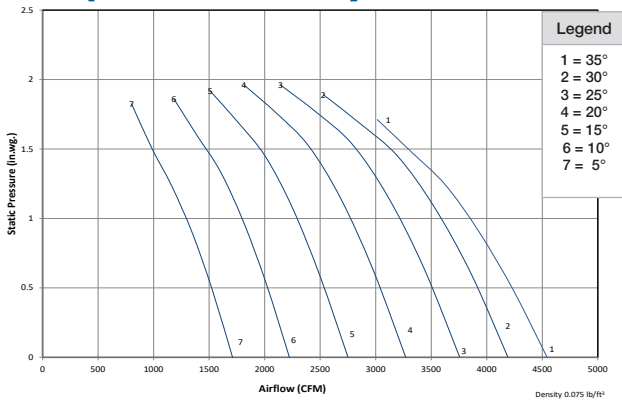
## Sound Data

975 RPM Blade Pitch	W1		W2	
	% WOV	LwA	% WOV	LwA
45-45°	100	69	100	69
	79	69	81	69
	40	67	41	68
45-15°	100	64	100	65
	82	66	80	66
	51	68	40	71
40-40°	100	68	100	68
	79	68	81	68
	40	67	41	68
40-15°	100	64	100	65
	81	65	80	65
	49	68	40	70
30-30°	100	65	100	66
	79	66	81	66
	40	67	41	68
30-15°	100	63	100	64
	80	64	80	64
	45	67	40	68
20-20°	100	63	100	63
	79	64	80	64
	40	67	41	67
20-15°	100	63	100	63
	79	63	80	63
	41	67	41	67
15-15°	100	62	100	63
	79	63	80	63
	40	67	41	67

## C7 (3500 RPM)



## C8 (3500 RPM)



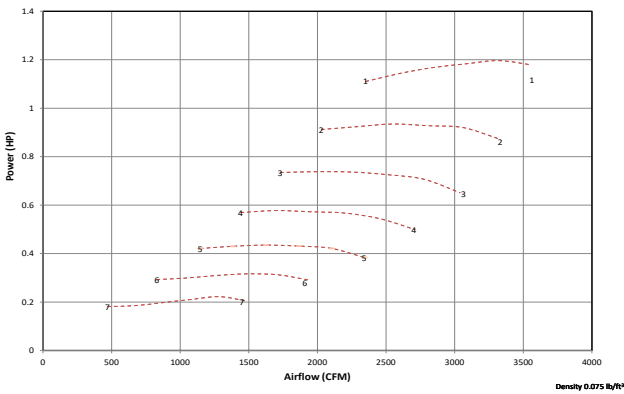
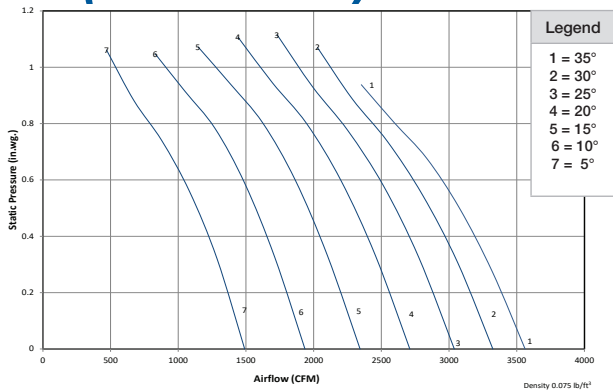
Performance shown is for installation type B: free inlet, ducted outlet. Performance ratings do not include the effects of appurtenances (accessories).

Sound power level ratings and A-weighted sound power ratings are shown in decibels, referred to 10<sup>-12</sup> watts, calculated per AMCA Standard 301. Values shown are for (inlet LWi or inlet LWiA) sound power levels for installation type B: free inlet, ducted outlet. The AMCA International Certified Ratings Seal for sound applies to LWA values only. dBA sound pressure values are weighted with 11.5 dB attenuation based on 5 feet from the fan in a hemispherical free field and are not licensed by AMCA International.

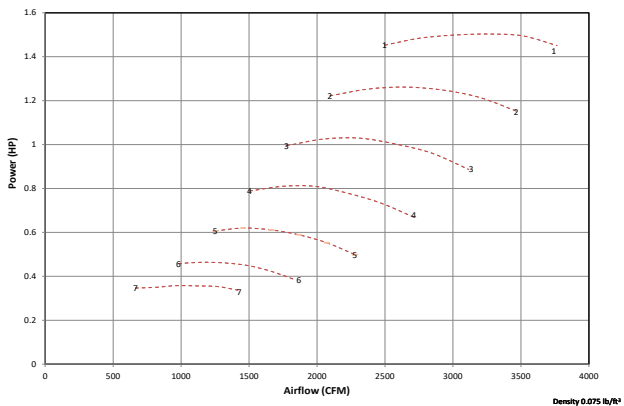
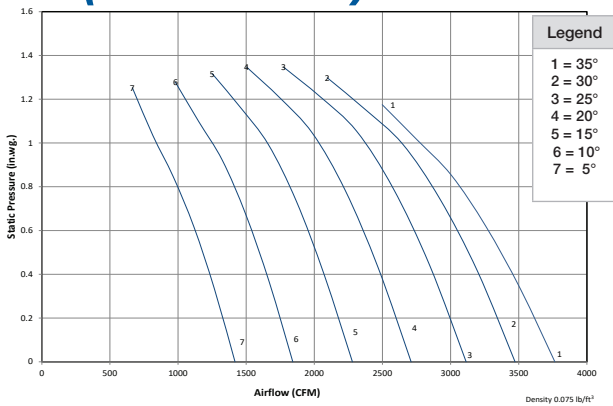
### Sound Data

3500 RPM	C7		C8	
	% WOV	LwA	% WOV	LwA
35°	0	91	0	92
	50	90	50	92
	100	89	100	91
30°	0	90	0	91
	50	89	50	90
	100	89	100	90
25°	0	90	0	90
	50	89	50	89
	100	88	100	89
20°	0	89	0	90
	50	89	50	89
	100	90	100	90
15°	0	89	0	90
	50	89	50	89
	100	92	100	91
10°	0	89	0	91
	50	89	50	90
	100	92	100	92
5°	0	90	0	92
	50	90	50	91
	100	92	100	93

## C7 (2900 RPM)



## C8 (2900 RPM)



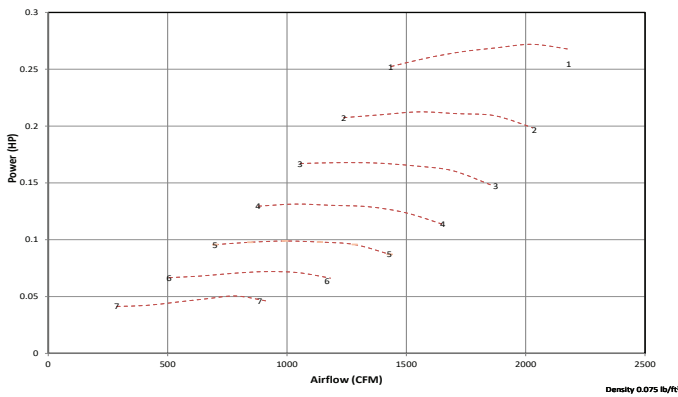
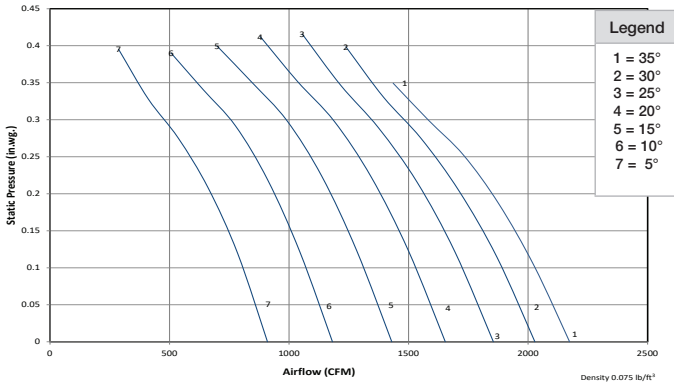
Performance shown is for installation type B: free inlet, ducted outlet. Performance ratings do not include the effects of appurtenances (accessories).

Sound power level ratings and A-weighted sound power ratings are shown in decibels, referred to 10<sup>-12</sup> watts, calculated per AMCA Standard 301. Values shown are for (inlet LWi or inlet LWiA) sound power levels for installation type B: free inlet, ducted outlet. The AMCA International Certified Ratings Seal for sound applies to LWA values only. dBA sound pressure values are weighted with 11.5 dB attenuation based on 5 feet from the fan in a hemispherical free field and are not licensed by AMCA International.

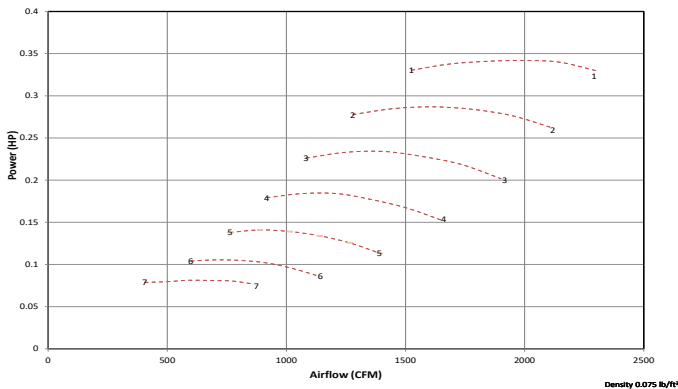
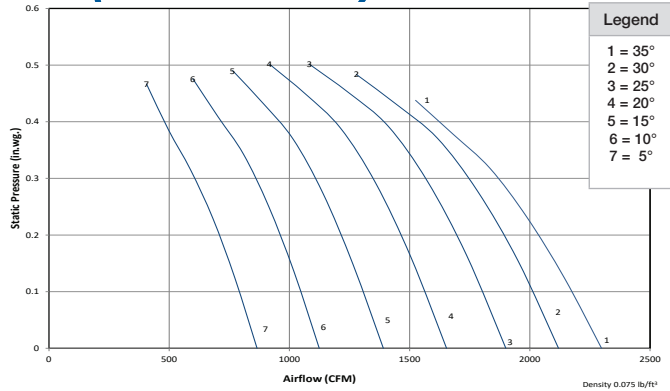
### Sound Data

2900 RPM Blade Pitch	C7		C8	
	% WOV	LwA	% WOV	LwA
35°	0	84	0	86
	50	84	50	86
	100	84	100	85
30°	0	84	0	86
	50	83	50	85
	100	83	100	84
25°	0	84	0	85
	50	82	50	84
	100	82	100	83
20°	0	83	0	85
	50	82	50	83
	100	84	100	84
15°	0	83	0	85
	50	83	50	83
	100	86	100	86
10°	0	84	0	86
	50	83	50	84
	100	87	100	86
5°	0	84	0	86
	50	85	50	86
	100	86	100	87

## C7 (1770 RPM)



## C8 (1770 RPM)



Performance shown is for installation type B: free inlet, ducted outlet. Performance ratings do not include the effects of appurtenances (accessories).

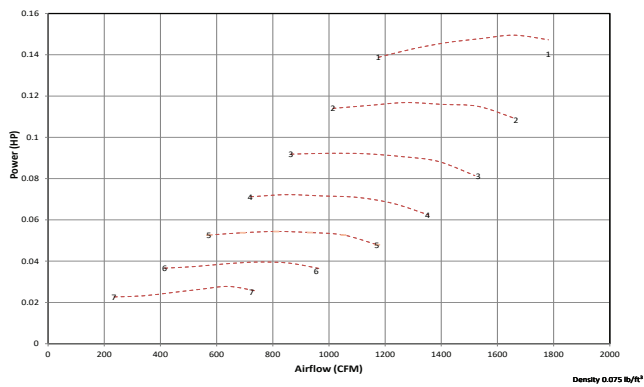
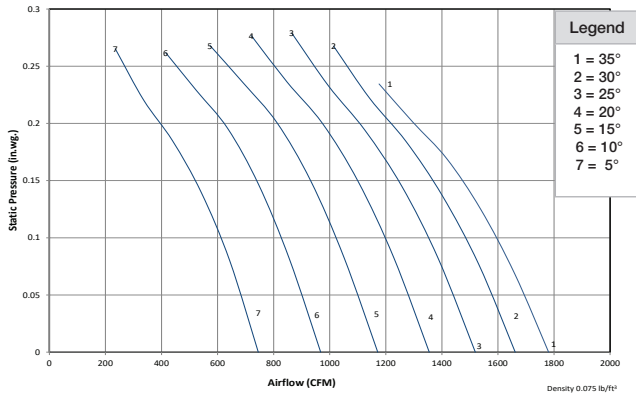
Sound power level ratings and A-weighted sound power ratings are shown in decibels, referred to 10<sup>-12</sup> watts, calculated per AMCA Standard 301. Values shown are for (inlet LWi or inlet LWiA) sound power levels for installation type B: free inlet, ducted outlet. The AMCA International Certified Ratings Seal for sound applies to LWA values only. dBA sound pressure values are weighted with 11.5 dB attenuation based on 5 feet from the fan in a hemispherical free field and are not licensed by AMCA International.

### Sound Data

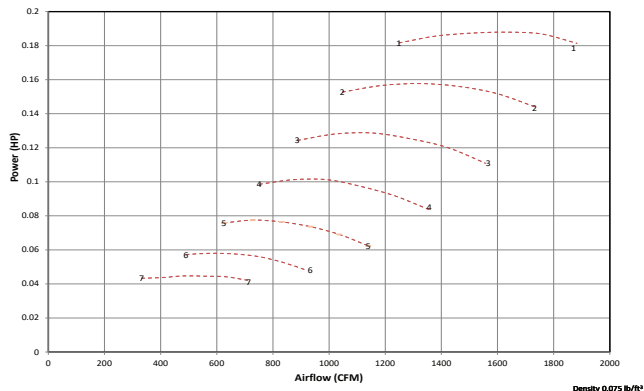
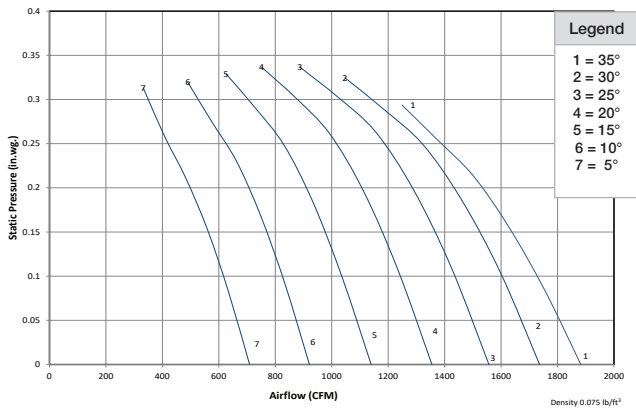
1770 RPM Blade Pitch	C7		C8	
	% WOV	LwA	% WOV	LwA
35°	0	72	0	73
	50	71	50	72
	100	71	100	72
30°	0	71	0	73
	50	70	50	71
	100	70	100	71
25°	0	71	0	72
	50	69	50	71
	100	69	100	70
20°	0	71	0	72
	50	69	50	71
	100	71	100	71
15°	0	70	0	73
	50	69	50	70
	100	73	100	73
10°	0	71	0	73
	50	70	50	72
	100	73	100	73
5°	0	72	0	74
	50	72	50	73
	100	73	100	74



## C7 (1450 RPM)



## C8 (1450 RPM)



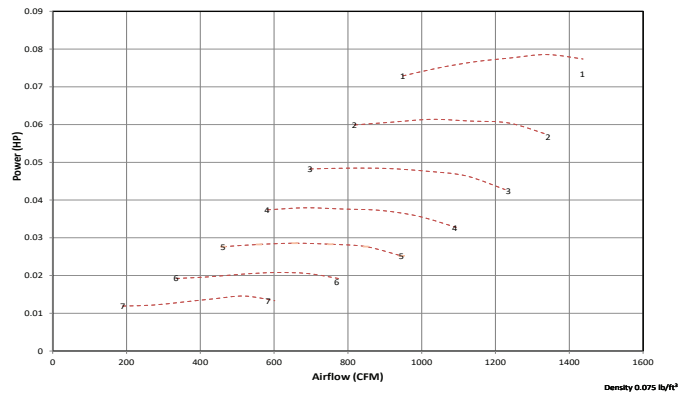
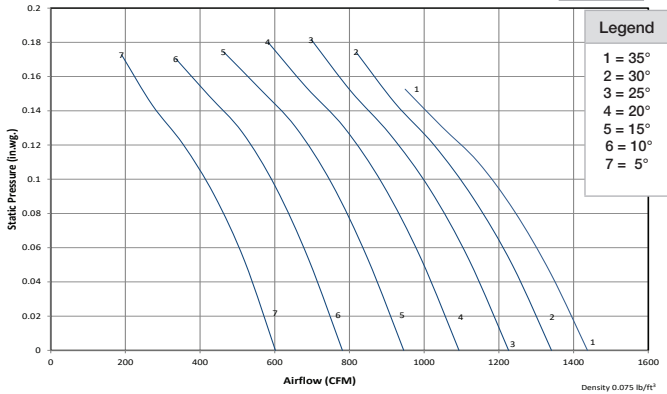
Performance shown is for installation type B: free inlet, ducted outlet. Performance ratings do not include the effects of appurtenances (accessories).

Sound power level ratings and A-weighted sound power ratings are shown in decibels, referred to 10<sup>-12</sup> watts, calculated per AMCA Standard 301. Values shown are for (inlet LWi or inlet LWiA) sound power levels for installation type B: free inlet, ducted outlet. The AMCA International Certified Ratings Seal for sound applies to LWA values only. dBA sound pressure values are weighted with 11.5 dB attenuation based on 5 feet from the fan in a hemispherical free field and are not licensed by AMCA International.

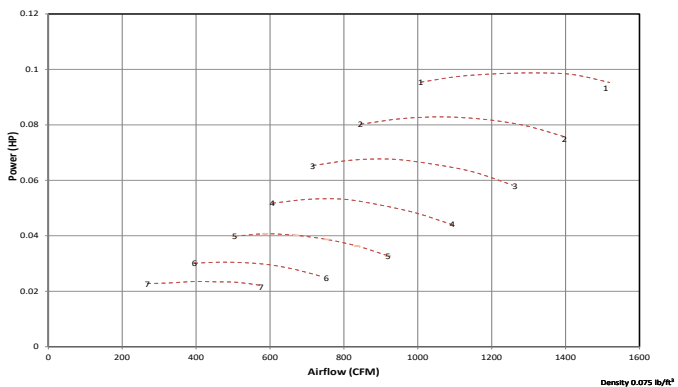
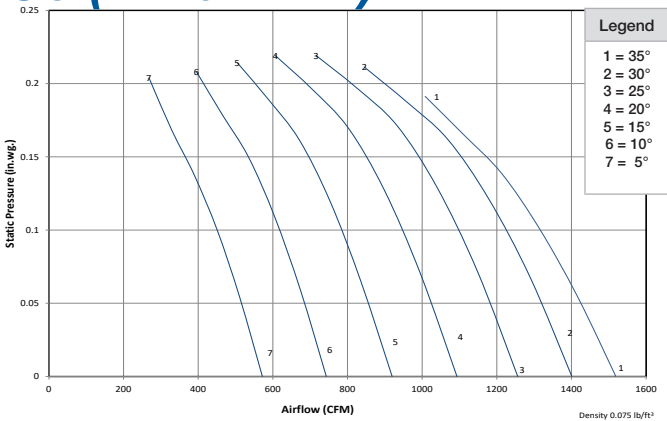
### Sound Data

1450 RPM Blade Pitch	C7		C8	
	% WOV	LwA	% WOV	LwA
35°	0	67	0	68
	50	66	50	67
	100	66	100	67
30°	0	66	0	68
	50	65	50	66
	100	65	100	66
25°	0	66	0	67
	50	64	50	65
	100	64	100	65
20°	0	66	0	67
	50	64	50	65
	100	66	100	66
15°	0	65	0	68
	50	64	50	65
	100	68	100	68
10°	0	66	0	68
	50	65	50	67
	100	68	100	68
5°	0	67	0	69
	50	67	50	68
	100	68	100	68

## C7 (1170 RPM)



## C8 (1170 RPM)



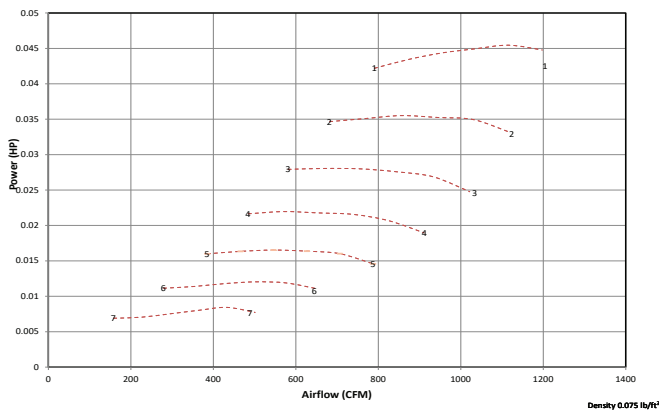
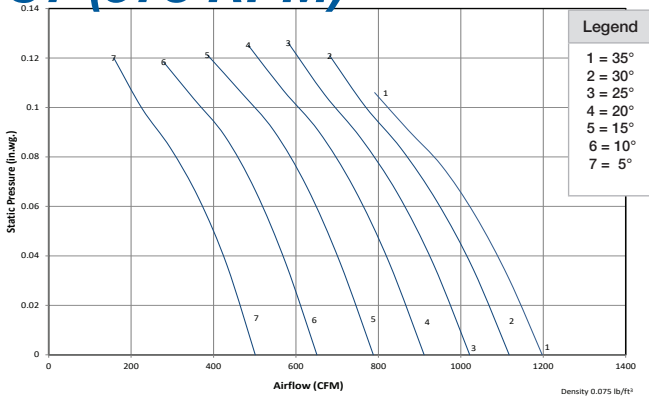
Performance shown is for installation type B: free inlet, ducted outlet. Performance ratings do not include the effects of appurtenances (accessories).

Sound power level ratings and A-weighted sound power ratings are shown in decibels, referred to 10<sup>-12</sup> watts, calculated per AMCA Standard 301. Values shown are for (inlet LWi or inlet LWiA) sound power levels for installation type B: free inlet, ducted outlet. The AMCA International Certified Ratings Seal for sound applies to LWA values only. dBA sound pressure values are weighted with 11.5 dB attenuation based on 5 feet from the fan in a hemispherical free field and are not licensed by AMCA International.

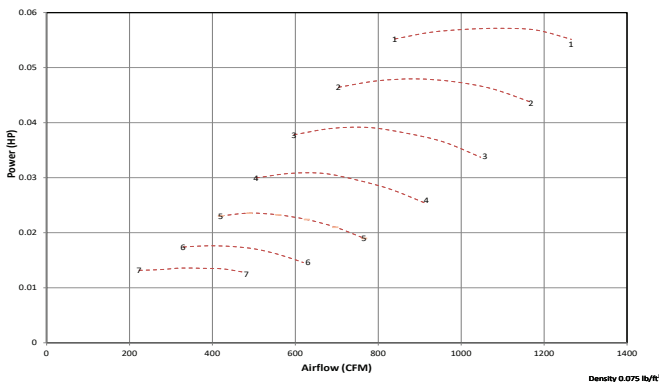
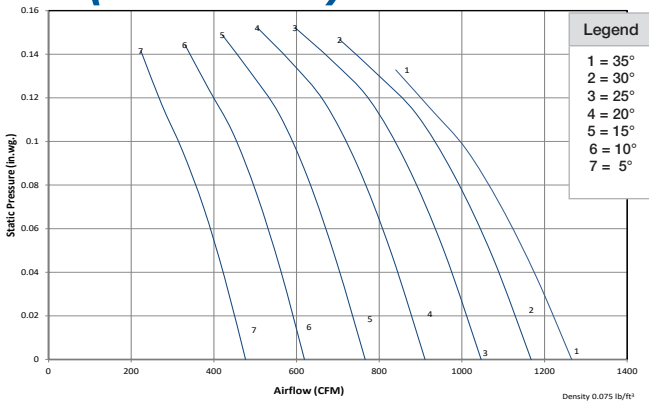
### Sound Data

1170 RPM Blade Pitch	C7		C8	
	% WOV	LwA	% WOV	LwA
35°	0	61	0	63
	50	60	50	61
	100	60	100	61
30°	0	61	0	62
	50	59	50	60
	100	59	100	60
25°	0	60	0	62
	50	58	50	60
	100	58	100	59
20°	0	60	0	62
	50	58	50	60
	100	60	100	60
15°	0	60	0	62
	50	58	50	60
	100	62	100	61
10°	0	60	0	62
	50	59	50	61
	100	61	100	62
5°	0	61	0	63
	50	61	50	62
	100	61	100	62

## C7 (975 RPM)



## C8 (975 RPM)



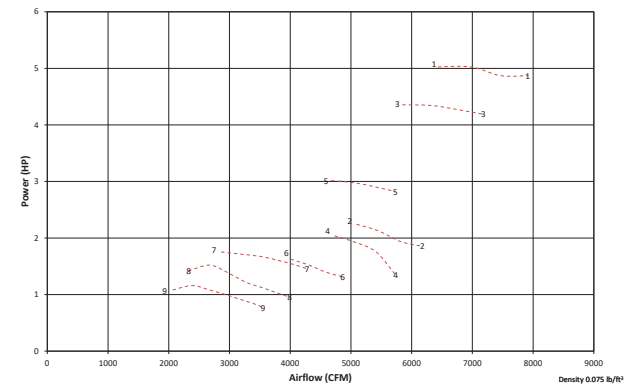
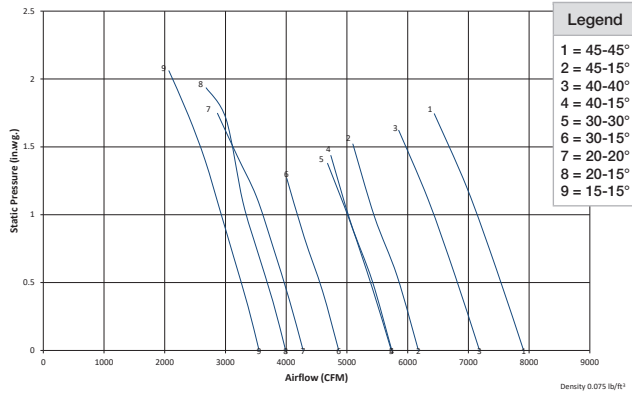
Performance shown is for installation type B: free inlet, ducted outlet. Performance ratings do not include the effects of appurtenances (accessories).

Sound power level ratings and A-weighted sound power ratings are shown in decibels, referred to 10<sup>-12</sup> watts, calculated per AMCA Standard 301. Values shown are for (inlet LWi or inlet LWiA) sound power levels for installation type B: free inlet, ducted outlet. The AMCA International Certified Ratings Seal for sound applies to LWA values only. dBA sound pressure values are weighted with 11.5 dB attenuation based on 5 feet from the fan in a hemispherical free field and are not licensed by AMCA International.

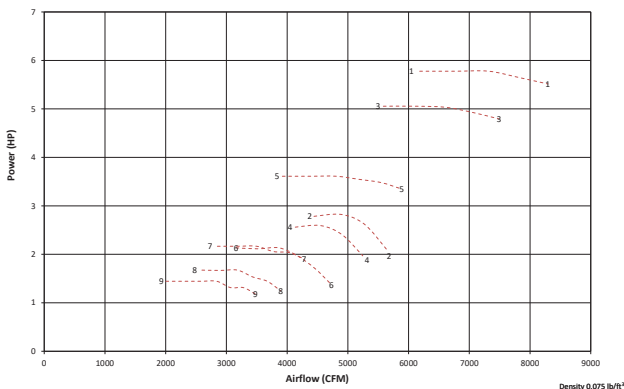
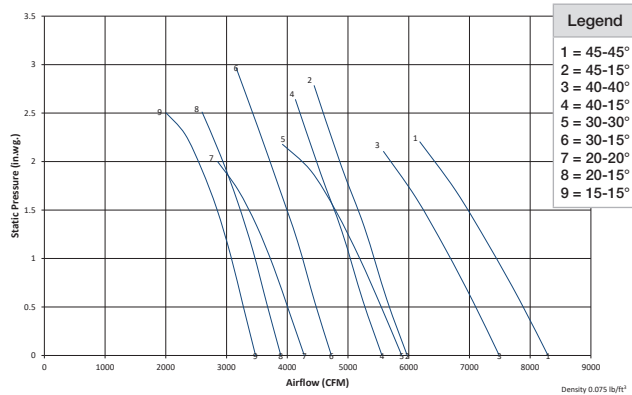
### Sound Data

975 RPM Blade Pitch	C7		C8	
	% WOV	LwA	% WOV	LwA
35°	0	57	0	59
	50	56	50	57
	100	56	100	57
30°	0	56	0	58
	50	55	50	56
	100	55	100	56
25°	0	56	0	58
	50	54	50	56
	100	54	100	55
20°	0	56	0	58
	50	54	50	56
	100	55	100	56
15°	0	56	0	58
	50	54	50	55
	100	57	100	57
10°	0	56	0	59
	50	55	50	57
	100	57	100	58
5°	0	57	0	59
	50	57	50	58
	100	57	100	58

## W1 (3500 RPM)



## W2 (3500 RPM)



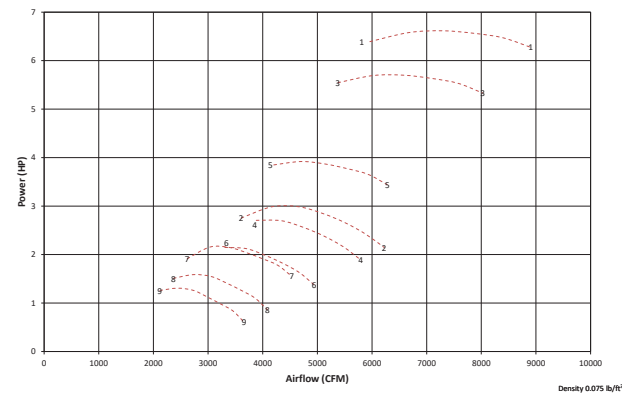
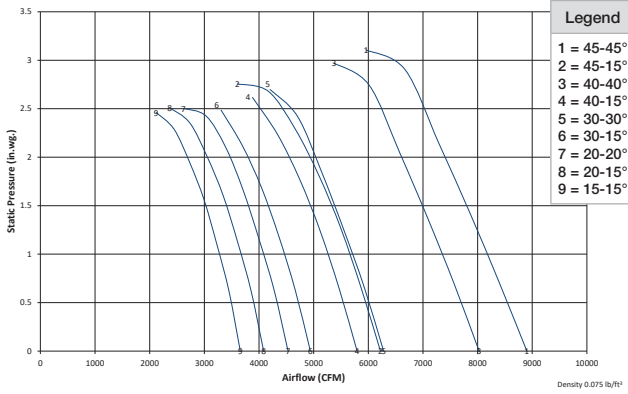
Performance shown is for installation type B: free inlet, ducted outlet. Performance ratings do not include the effects of appurtenances (accessories).

Sound power level ratings and A-weighted sound power ratings are shown in decibels, referred to 10<sup>-12</sup> watts, calculated per AMCA Standard 301. Values shown are for (inlet LWi or inlet LWiA) sound power levels for installation type B: free inlet, ducted outlet. The AMCA International Certified Ratings Seal for sound applies to LWA values only. dBA sound pressure values are weighted with 11.5 dB attenuation based on 5 feet from the fan in a hemispherical free field and are not licensed by AMCA International.

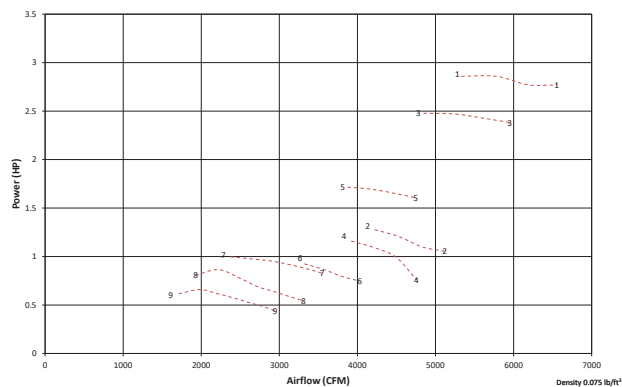
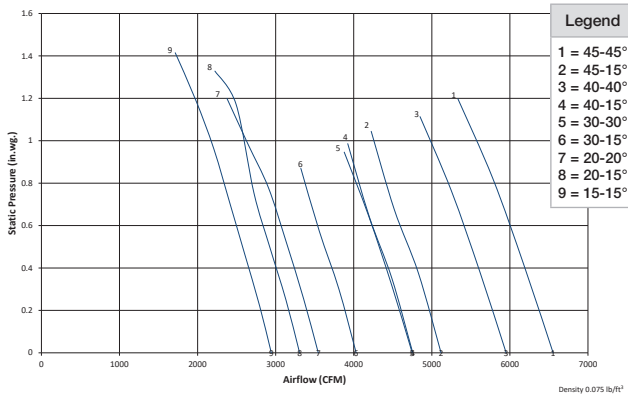
### Sound Data

3500 RPM Blade Pitch	W1		W2	
	% WOV	LwA	% WOV	LwA
45-45°	100	101	100	99
	82	101	91	100
	70	100	68	100
45-15°	100	93	100	97
	76	102	91	96
40-40°	100	100	100	96
	82	101	90	97
40-15°	100	92	100	97
	77	99	97	96
30-30°	70	96	43	104
	100	100	100	93
	81	100	93	94
30-15°	65	100	71	97
	100	92	100	94
20-20°	78	96	88	93
	66	96	62	96
20-15°	100	100	100	92
	80	101	86	93
15-15°	62	101	60	96
	100	96	100	92
	79	98	91	92
15-15°	62	99	54	98
	100	101	100	92
15-15°	80	101	82	93
	61	102	51	98

## W4 (3500 RPM)



## W1 (2900 RPM)



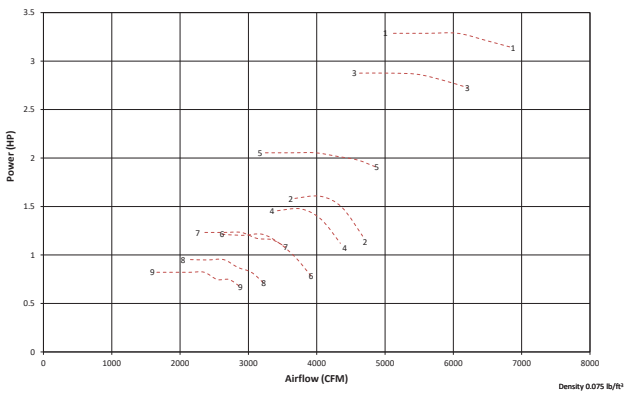
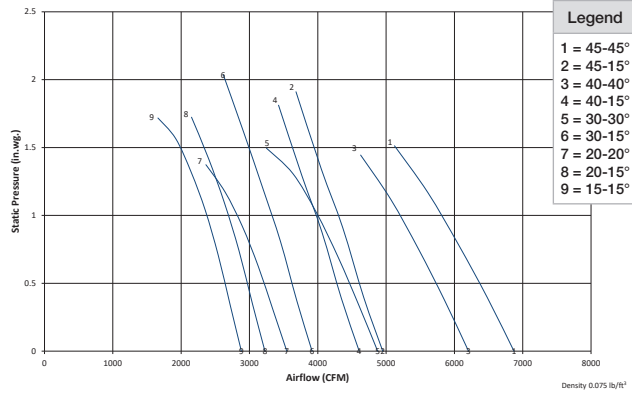
Performance shown is for installation type B: free inlet, ducted outlet. Performance ratings do not include the effects of appurtenances (accessories).

Sound power level ratings and A-weighted sound power ratings are shown in decibels, referred to 10<sup>-12</sup> watts, calculated per AMCA Standard 301. Values shown are for (inlet LWi or inlet LWiA) sound power levels for installation type B: free inlet, ducted outlet. The AMCA International Certified Ratings Seal for sound applies to LWA values only. dBA sound pressure values are weighted with 11.5 dB attenuation based on 5 feet from the fan in a hemispherical free field and are not licensed by AMCA International.

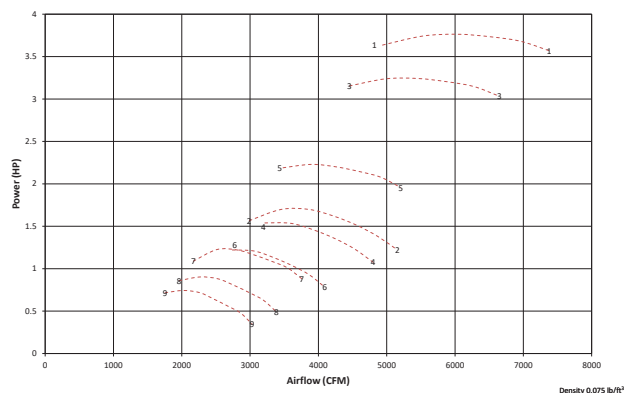
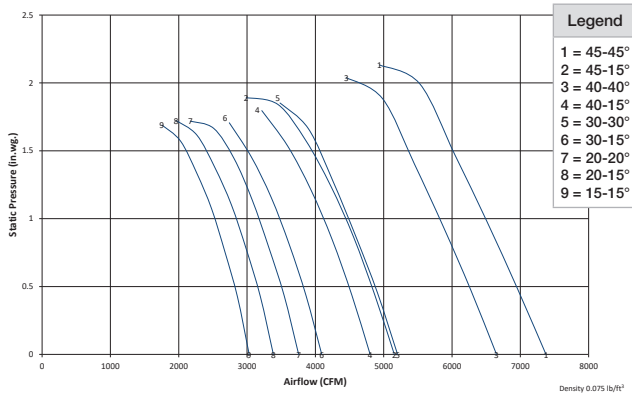
### Sound Data

RPM	W4 (3500)		W1 (2900)	
	% WOV	LwA	% WOV	LwA
45-45°	100	100	100	96
	90	101	82	95
	63	101	70	95
45-15°	100	99	100	88
	89	98	76	97
40-40°	68	101	71	91
	100	98	100	95
	90	99	82	95
40-15°	71	101	68	95
	100	99	100	88
30-30°	95	99	77	95
	64	98	70	91
	100	96	100	94
30-15°	95	97	81	95
	76	98	65	95
20-20°	100	97	100	88
	95	95	78	91
	71	96	66	91
20-15°	100	95	100	94
	94	95	80	95
15-15°	62	100	62	96
	100	96	100	91
	94	96	79	92
15-15°	65	99	62	94
	100	95	100	94
15-15°	86	95	80	95
	62	99	61	96

## W2 (2900 RPM)



## W4 (2900 RPM)



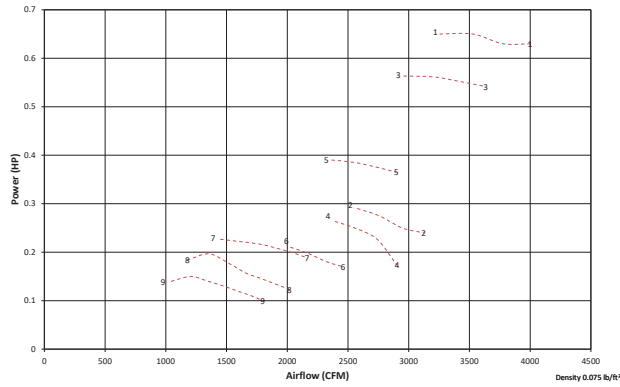
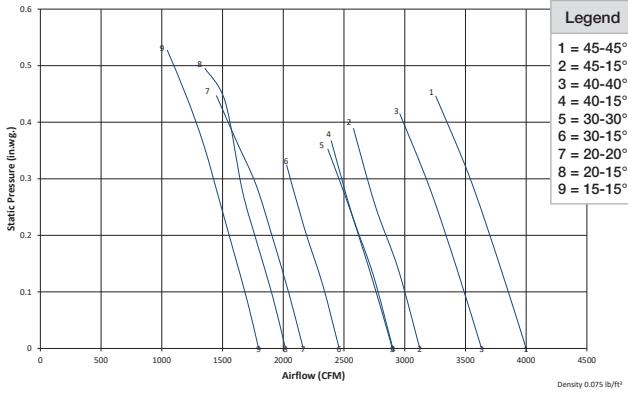
Performance shown is for installation type B: free inlet, ducted outlet. Performance ratings do not include the effects of appurtenances (accessories).

Sound power level ratings and A-weighted sound power ratings are shown in decibels, referred to 10<sup>-12</sup> watts, calculated per AMCA Standard 301. Values shown are for (inlet LWi or inlet LWiA) sound power levels for installation type B: free inlet, ducted outlet. The AMCA International Certified Ratings Seal for sound applies to LWA values only. dBA sound pressure values are weighted with 11.5 dB attenuation based on 5 feet from the fan in a hemispherical free field and are not licensed by AMCA International.

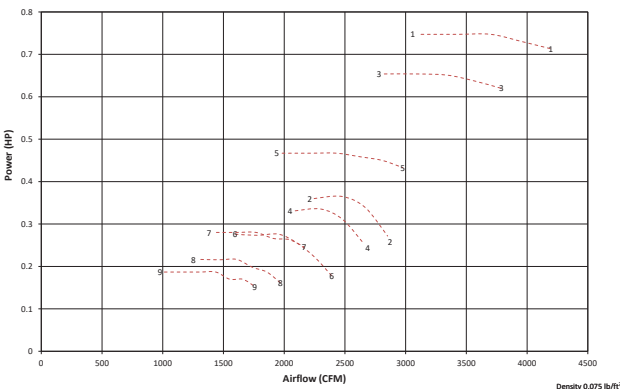
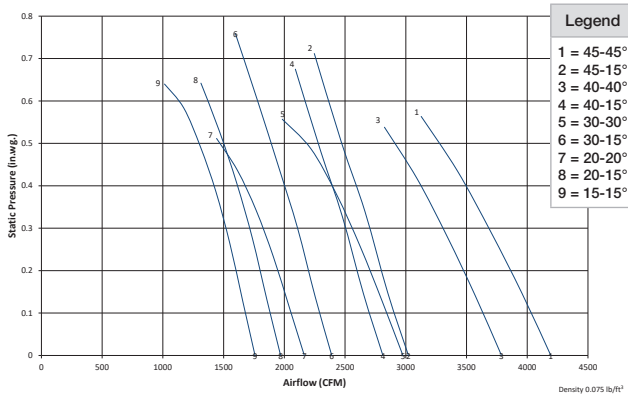
### Sound Data

2900 RPM	W2		W4	
	% WOV	LwA	% WOV	LwA
45-45°	100	96	100	96
	91	96	90	97
	68	96	63	98
45-15°	100	93	100	95
	91	92	89	95
40-40°	100	92	100	94
	90	93	90	95
40-15°	100	93	100	95
	97	92	95	95
30-30°	100	90	100	92
	93	90	95	93
	71	94	76	94
30-15°	100	90	100	93
	88	89	95	91
20-20°	100	88	100	91
	86	89	94	91
20-15°	100	88	100	92
	91	88	94	92
15-15°	100	88	100	91
	82	89	86	91
	51	94	62	95

## W1 (1770 RPM)



## W2 (1770 RPM)



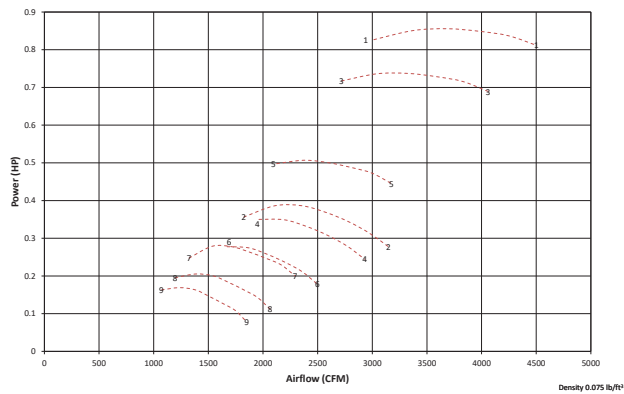
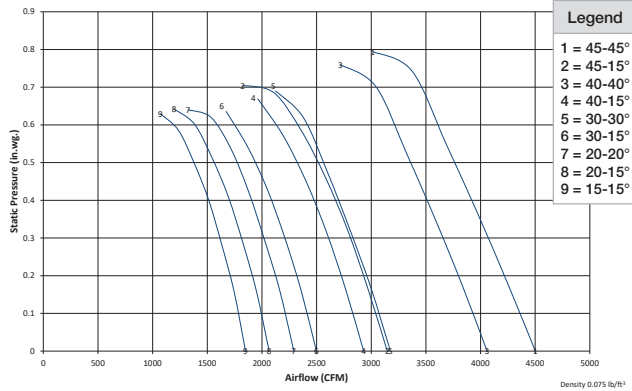
Performance shown is for installation type B: free inlet, ducted outlet. Performance ratings do not include the effects of appurtenances (accessories).

Sound power level ratings and A-weighted sound power ratings are shown in decibels, referred to 10<sup>-12</sup> watts, calculated per AMCA Standard 301. Values shown are for (inlet LWi or inlet LWiA) sound power levels for installation type B: free inlet, ducted outlet. The AMCA International Certified Ratings Seal for sound applies to LWA values only. dBA sound pressure values are weighted with 11.5 dB attenuation based on 5 feet from the fan in a hemispherical free field and are not licensed by AMCA International.

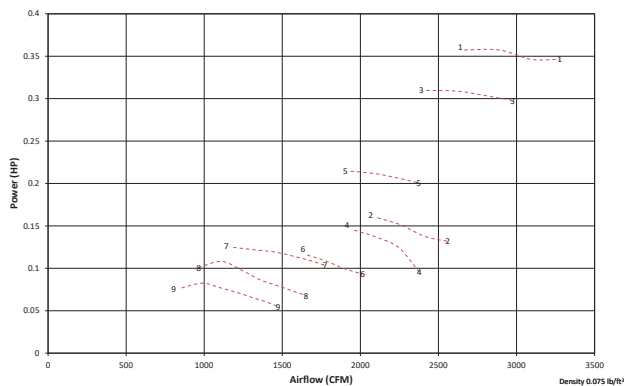
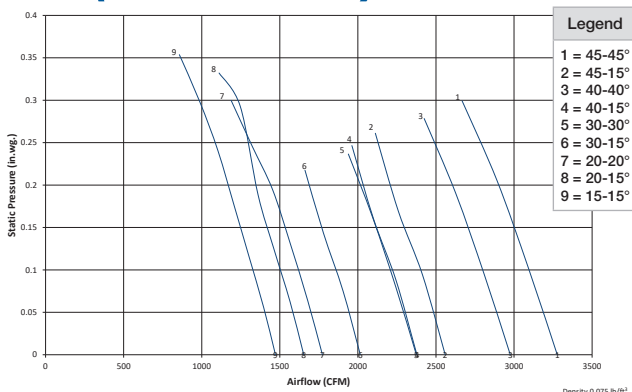
### Sound Data

1770 RPM Blade Pitch	W1		W2	
	% WOV	LwA	% WOV	LwA
45-45°	100	86	100	85
	82	83	91	86
	70	85	68	86
45-15°	100	78	100	82
	76	89	91	82
40-40°	71	82	68	84
	100	85	100	82
40-15°	82	83	90	83
	68	84	67	85
30-30°	100	78	100	82
	77	86	97	81
30-15°	70	81	43	84
	100	83	100	79
20-20°	81	83	93	80
	65	84	71	83
20-15°	100	77	100	79
	78	82	88	78
15-15°	66	81	62	80
	100	83	100	77
	80	83	86	78
	62	84	60	81
	100	79	100	77
	79	80	91	77
	62	82	54	82
	100	83	100	77
	80	83	82	78
	61	84	51	82

## W4 (1770 RPM)



## W1 (1450 RPM)



Performance shown is for installation type B: free inlet, ducted outlet. Performance ratings do not include the effects of appurtenances (accessories).

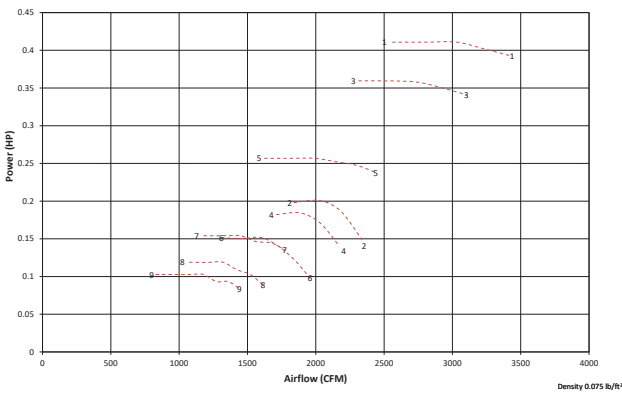
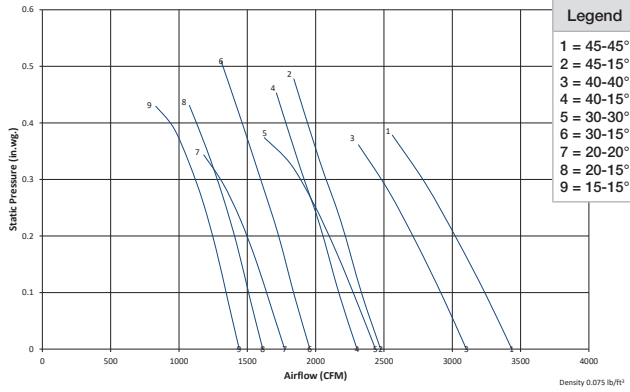
Sound power level ratings and A-weighted sound power ratings are shown in decibels, referred to 10<sup>-12</sup> watts, calculated per AMCA Standard 301. Values shown are for (inlet LWi or inlet LWiA) sound power levels for installation type B: free inlet, ducted outlet. The AMCA International Certified Ratings Seal for sound applies to LWA values only. dBA sound pressure values are weighted with 11.5 dB attenuation based on 5 feet from the fan in a hemispherical free field and are not licensed by AMCA International.

### Sound Data

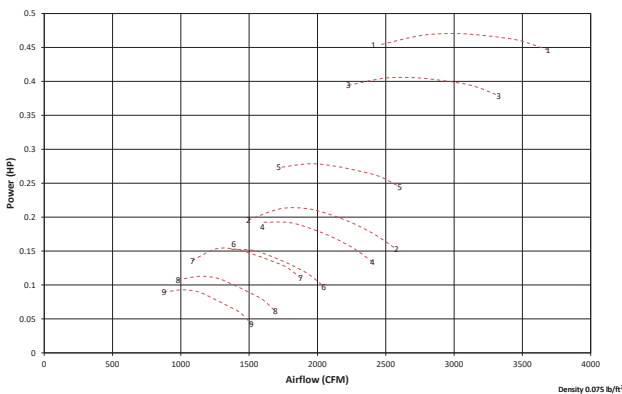
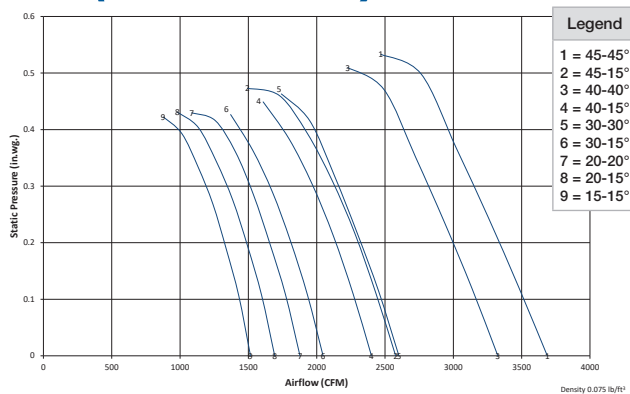
RPM	W4 (1770)		W1 (1450)	
	% WOV	LwA	% WOV	LwA
45-45°	100	85	100	82
	90	87	83	79
	63	87	70	79
45-15°	100	84	100	71
	89	84	74	82
40-40°	100	83	100	80
	90	84	82	78
40-15°	71	86	68	78
	100	84	100	72
30-30°	95	84	75	80
	64	82	69	79
20-20°	100	81	100	77
	95	81	81	77
20-15°	76	84	65	78
	100	81	100	72
15-15°	95	80	77	78
	71	80	66	78
30-15°	100	80	100	75
	94	80	80	75
40-15°	62	84	62	77
	100	81	100	73
30-15°	94	80	78	76
	65	82	62	77
20-15°	100	80	100	74
	86	80	79	75
15-15°	62	83	60	77



## W2 (1450 RPM)



## W4 (1450 RPM)



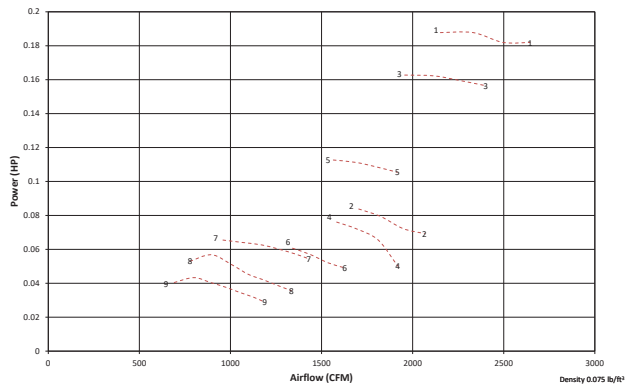
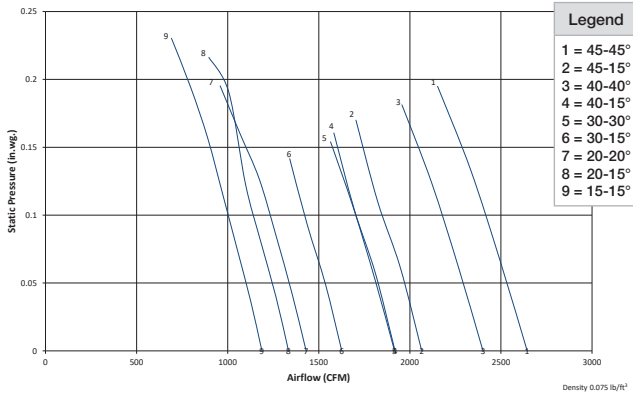
Performance shown is for installation type B: free inlet, ducted outlet. Performance ratings do not include the effects of appurtenances (accessories).

Sound power level ratings and A-weighted sound power ratings are shown in decibels, referred to 10<sup>-12</sup> watts, calculated per AMCA Standard 301. Values shown are for (inlet LWi or inlet LWiA) sound power levels for installation type B: free inlet, ducted outlet. The AMCA International Certified Ratings Seal for sound applies to LWA values only. dBA sound pressure values are weighted with 11.5 dB attenuation based on 5 feet from the fan in a hemispherical free field and are not licensed by AMCA International.

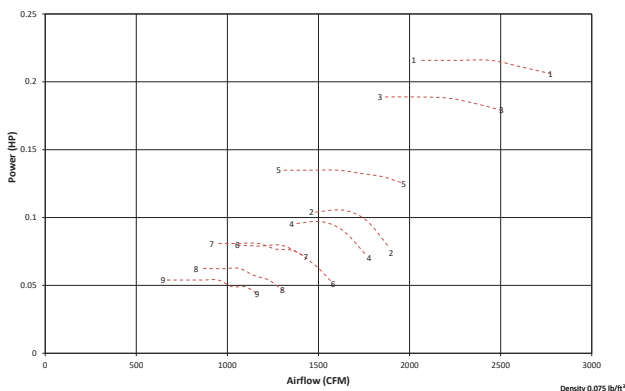
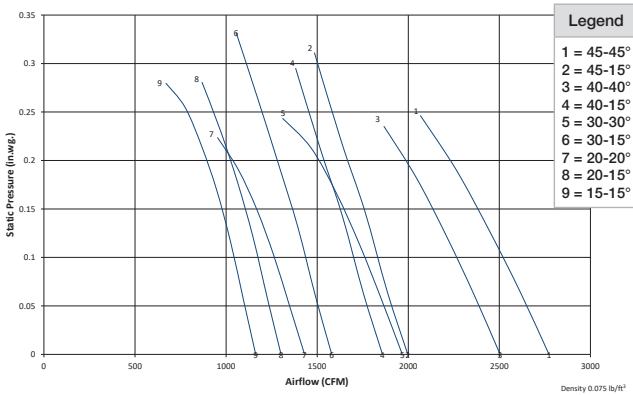
### Sound Data

1450 RPM Blade Pitch	W2		W4	
	% WOV	LwA	% WOV	LwA
45-45°	100	80	100	81
	91	81	90	82
	68	81	63	83
45-15°	100	77	100	79
	91	77	89	79
	68	79	68	82
40-40°	100	77	100	79
	90	78	90	80
	67	80	71	82
40-15°	100	77	100	79
	97	76	95	79
	43	79	64	77
30-30°	100	74	100	76
	93	75	95	77
	71	78	76	79
30-15°	100	74	100	76
	88	74	95	76
	62	76	71	75
20-20°	100	72	100	75
	86	73	94	75
	60	77	62	79
20-15°	100	72	100	76
	91	72	94	76
	54	77	65	77
15-15°	100	72	100	75
	78	74	86	75
	51	77	62	78

## W1 (1170 RPM)



## W2 (1170 RPM)



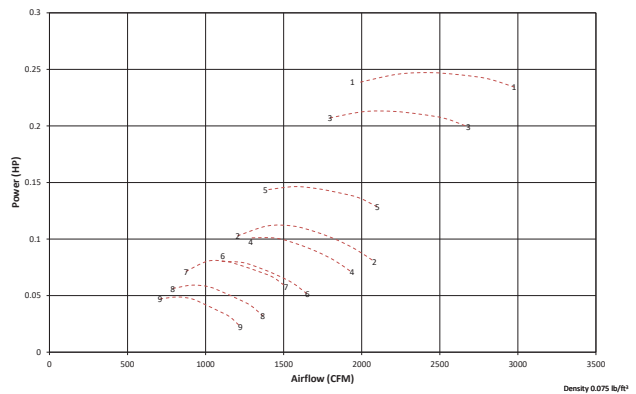
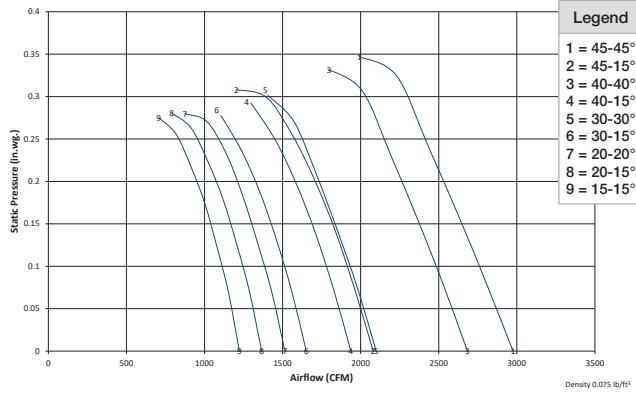
Performance shown is for installation type B: free inlet, ducted outlet. Performance ratings do not include the effects of appurtenances (accessories).

Sound power level ratings and A-weighted sound power ratings are shown in decibels, referred to 10<sup>-12</sup> watts, calculated per AMCA Standard 301. Values shown are for (inlet LWi or inlet LWiA) sound power levels for installation type B: free inlet, ducted outlet. The AMCA International Certified Ratings Seal for sound applies to LWA values only. dBA sound pressure values are weighted with 11.5 dB attenuation based on 5 feet from the fan in a hemispherical free field and are not licensed by AMCA International.

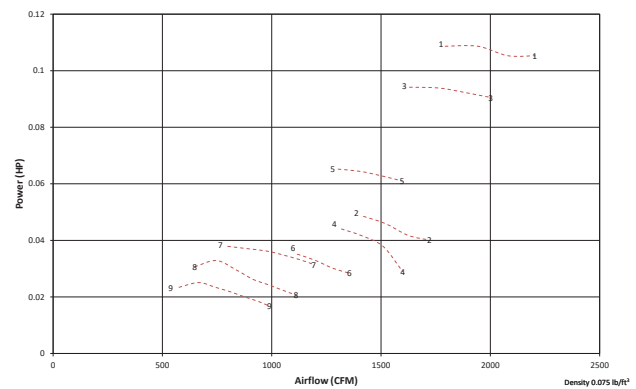
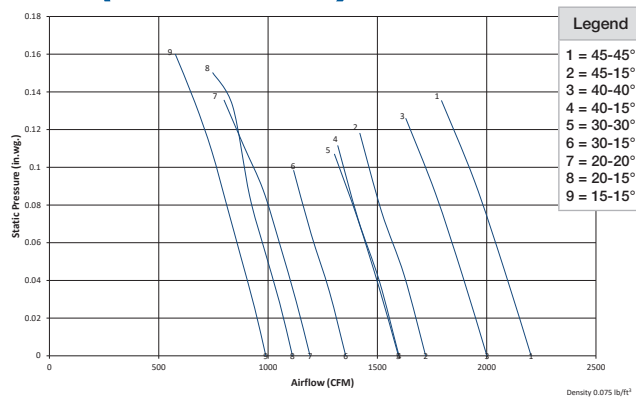
### Sound Data

1170 RPM Blade Pitch	W1		W2	
	% WOV	LwA	% WOV	LwA
45-45°	100	77	100	76
	83	74	91	76
	70	74	68	76
45-15°	100	67	100	72
	74	77	91	72
40-40°	100	75	100	72
	82	73	90	74
40-15°	68	73	67	75
	100	67	100	72
30-30°	75	76	97	72
	69	75	43	73
30-15°	100	73	100	69
	81	72	93	71
20-20°	65	73	71	74
	100	67	100	69
20-15°	77	73	88	69
	66	74	62	71
15-15°	100	70	100	67
	80	70	86	69
15-15°	62	72	60	72
	100	68	100	67
	78	71	91	68
15-15°	62	72	54	72
	100	69	100	68
15-15°	79	70	78	69
	60	72	51	72

## W4 (1170 RPM)



## W1 (975 RPM)



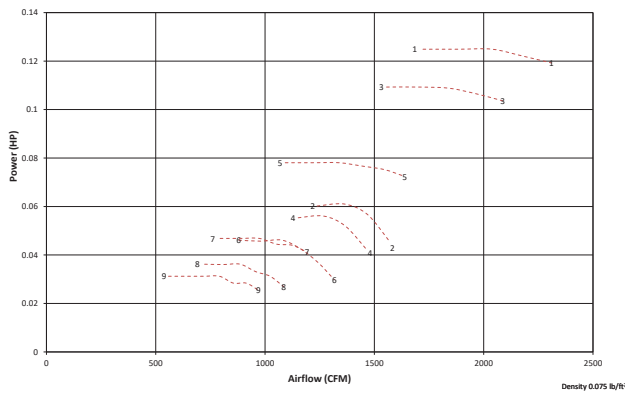
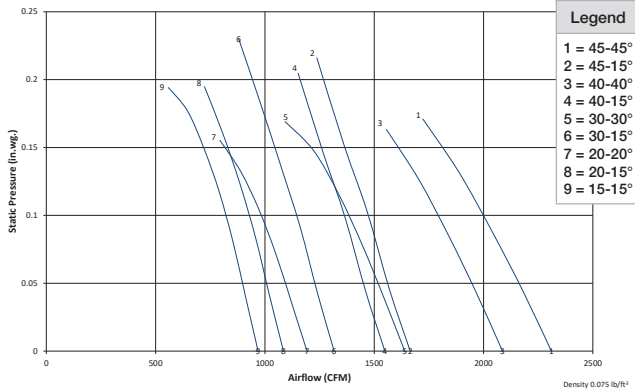
Performance shown is for installation type B: free inlet, ducted outlet. Performance ratings do not include the effects of appurtenances (accessories).

Sound power level ratings and A-weighted sound power ratings are shown in decibels, referred to 10<sup>-12</sup> watts, calculated per AMCA Standard 301. Values shown are for (inlet LWi or inlet LWiA) sound power levels for installation type B: free inlet, ducted outlet. The AMCA International Certified Ratings Seal for sound applies to LWA values only. dBA sound pressure values are weighted with 11.5 dB attenuation based on 5 feet from the fan in a hemispherical free field and are not licensed by AMCA International.

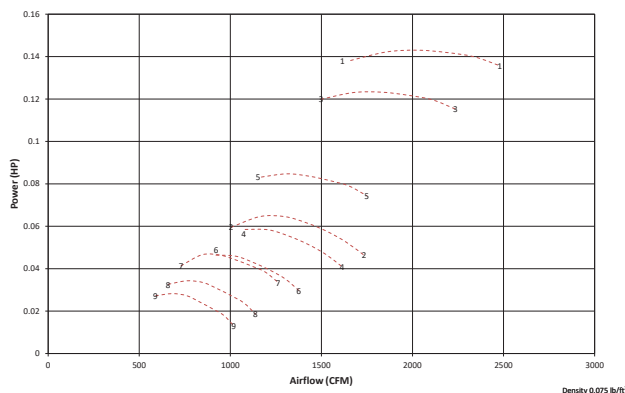
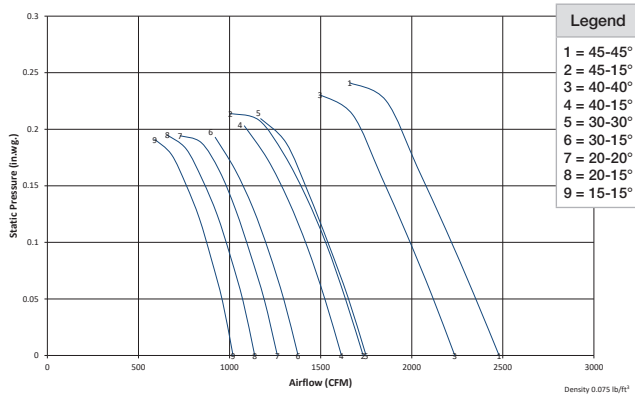
### Sound Data

RPM	W4 (1170)		W1 (975)	
	% WOV	LwA	% WOV	LwA
45-45°	100	76	100	73
	90	77	83	70
	63	78	70	69
45-15°	100	75	100	65
	89	75	74	74
40-40°	100	74	100	72
	90	75	82	69
40-15°	71	77	68	69
	100	74	100	65
30-30°	95	74	75	73
	64	72	69	72
30-15°	100	71	100	69
	95	72	81	68
20-20°	76	74	65	69
	100	71	100	64
20-15°	95	71	77	70
	71	70	66	70
15-15°	100	70	100	66
	94	70	80	66
	62	74	62	68
	100	71	100	64
	94	71	78	67
	65	72	62	69
	100	70	100	65
	86	70	79	66
	62	72	60	68

## W2 (975 RPM)



## W4 (975 RPM)



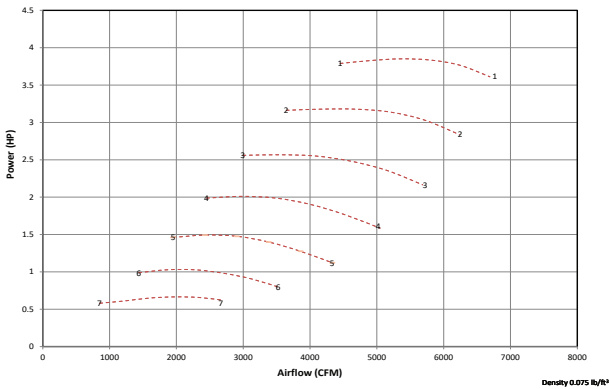
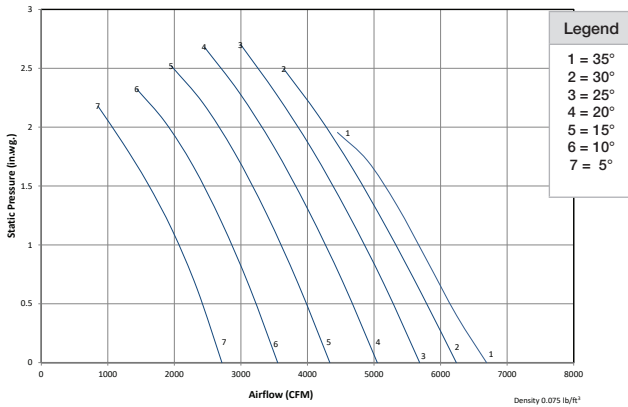
Performance shown is for installation type B: free inlet, ducted outlet. Performance ratings do not include the effects of appurtenances (accessories).

Sound power level ratings and A-weighted sound power ratings are shown in decibels, referred to 10<sup>-12</sup> watts, calculated per AMCA Standard 301. Values shown are for (inlet LWi or inlet LWiA) sound power levels for installation type B: free inlet, ducted outlet. The AMCA International Certified Ratings Seal for sound applies to LWA values only. dBA sound pressure values are weighted with 11.5 dB attenuation based on 5 feet from the fan in a hemispherical free field and are not licensed by AMCA International.

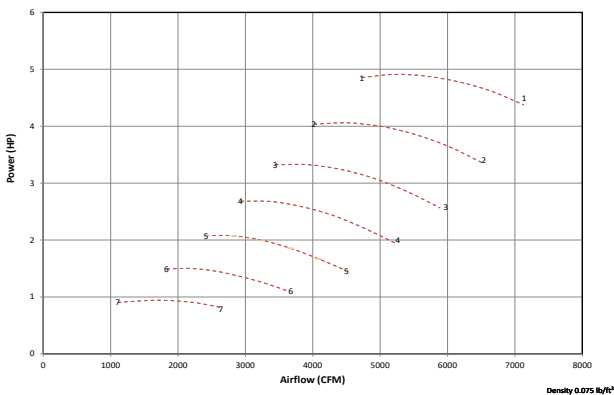
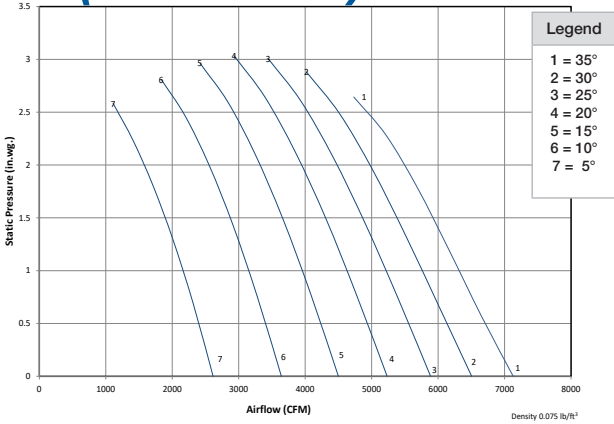
### Sound Data

975 RPM Blade Pitch	W2		W4	
	% WOV	LwA	% WOV	LwA
45-45°	100	71	100	71
	91	72	90	73
	68	72	63	74
45-15°	100	68	100	70
	91	68	89	70
40-40°	100	68	100	69
	90	69	90	71
40-15°	100	68	100	70
	97	67	95	69
30-30°	100	65	100	67
	93	66	95	67
30-15°	100	65	100	67
	88	65	95	66
20-20°	100	63	100	65
	86	64	94	65
20-15°	100	63	100	66
	60	68	62	69
15-15°	100	63	100	65
	54	68	65	67
	100	63	100	65
	78	65	86	65
	51	67	62	68

## C7 (3500 RPM)



## C8 (3500 RPM)



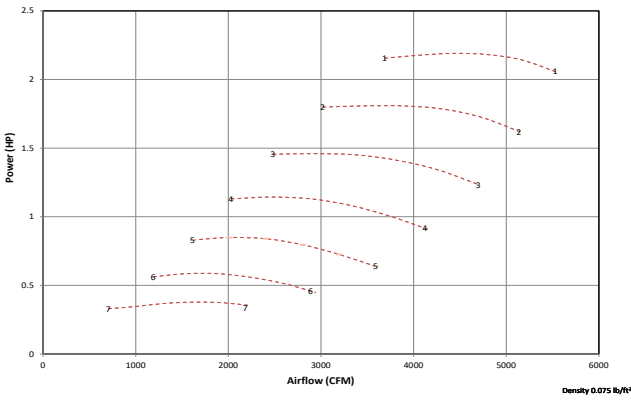
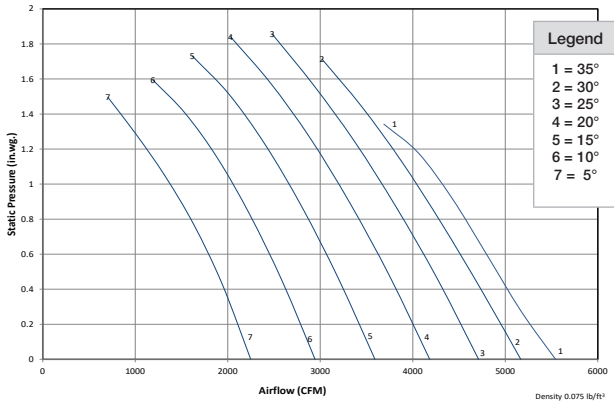
Performance shown is for installation type B: free inlet, ducted outlet. Performance ratings do not include the effects of appurtenances (accessories).

Sound power level ratings and A-weighted sound power ratings are shown in decibels, referred to 10<sup>-12</sup> watts, calculated per AMCA Standard 301. Values shown are for (inlet LWi or inlet LWiA) sound power levels for installation type B: free inlet, ducted outlet. The AMCA International Certified Ratings Seal for sound applies to LWA values only. dBA sound pressure values are weighted with 11.5 dB attenuation based on 5 feet from the fan in a hemispherical free field and are not licensed by AMCA International.

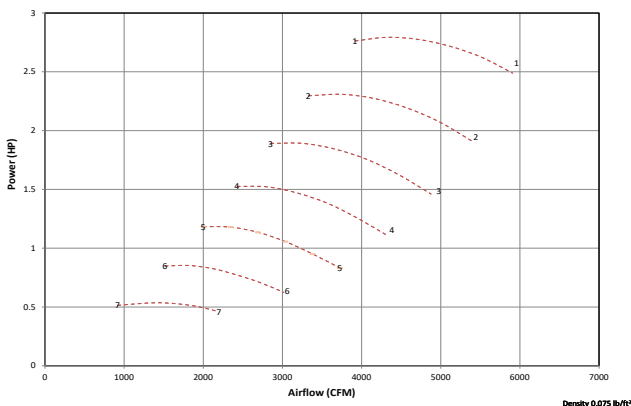
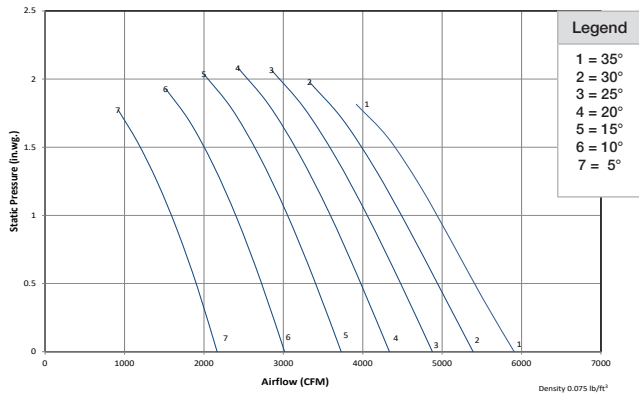
### Sound Data

975 RPM	C7		C8	
	% WOV	LwA	% WOV	LwA
35°	0	94	0	95
	50	93	50	95
	100	93	100	94
30°	0	93	0	94
	50	92	50	94
	100	92	100	93
25°	0	93	0	94
	50	91	50	92
	100	91	100	92
20°	0	92	0	93
	50	91	50	92
	100	93	100	93
15°	0	92	0	93
	50	91	50	92
	100	95	100	94
10°	0	92	0	94
	50	92	50	93
	100	95	100	95
5°	0	92	0	95
	50	93	50	94
	100	95	100	95

## C7 (2900 RPM)



## C8 (2900 RPM)



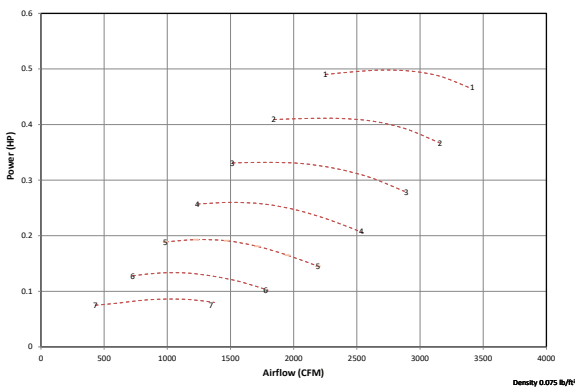
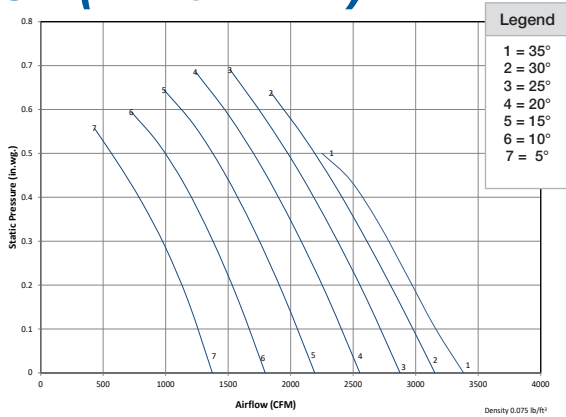
Performance shown is for installation type B: free inlet, ducted outlet. Performance ratings do not include the effects of appurtenances (accessories).

Sound power level ratings and A-weighted sound power ratings are shown in decibels, referred to 10<sup>-12</sup> watts, calculated per AMCA Standard 301. Values shown are for (inlet LWi or inlet LWiA) sound power levels for installation type B: free inlet, ducted outlet. The AMCA International Certified Ratings Seal for sound applies to LWA values only. dBA sound pressure values are weighted with 11.5 dB attenuation based on 5 feet from the fan in a hemispherical free field and are not licensed by AMCA International.

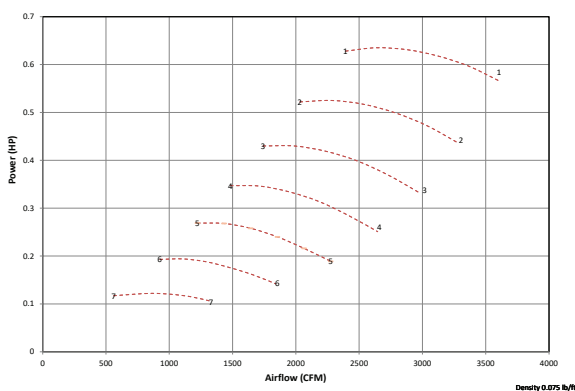
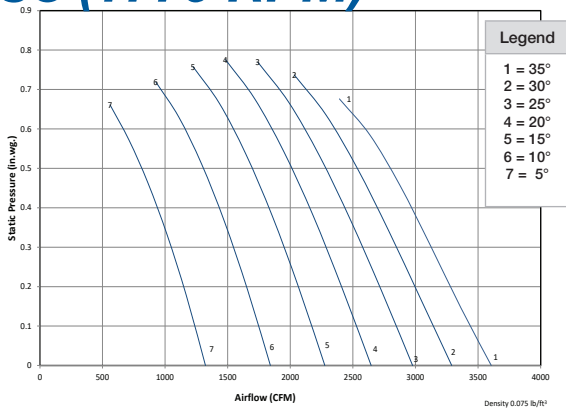
### Sound Data

2900 RPM	C7		C8	
	% WOV	LwA	% WOV	LwA
35°	0	88	0	90
	50	88	50	89
	100	87	100	89
30°	0	88	0	89
	50	87	50	88
	100	86	100	87
25°	0	87	0	88
	50	85	50	87
	100	85	100	86
20°	0	86	0	88
	50	85	50	86
	100	87	100	87
15°	0	86	0	88
	50	85	50	86
	100	89	100	88
10°	0	87	0	87
	50	86	50	89
	100	89	100	89
5°	0	87	0	89
	50	88	50	89
	100	89	100	90

## C7 (1770 RPM)



## C8 (1770 RPM)



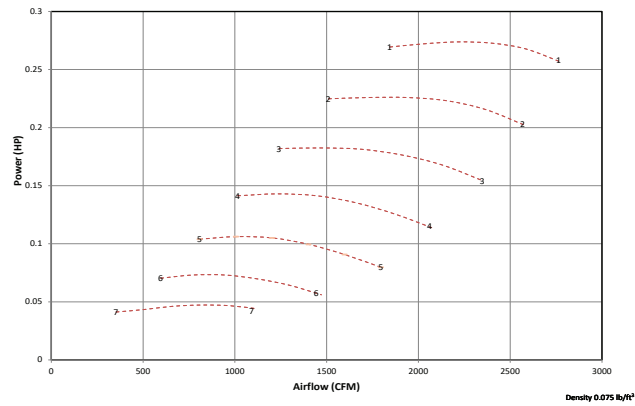
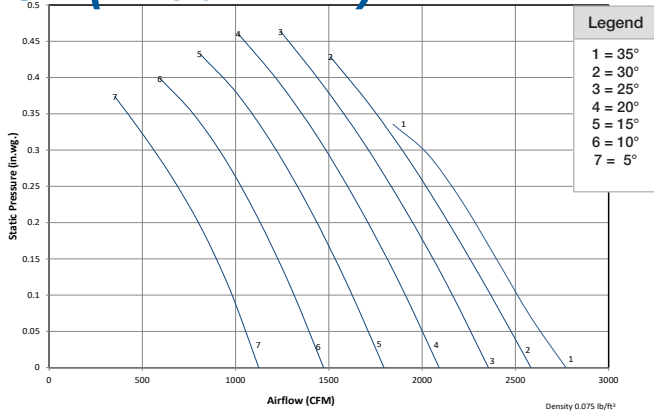
Performance shown is for installation type B: free inlet, ducted outlet. Performance ratings do not include the effects of appurtenances (accessories).

Sound power level ratings and A-weighted sound power ratings are shown in decibels, referred to 10<sup>-12</sup> watts, calculated per AMCA Standard 301. Values shown are for (inlet LWi or inlet LWiA) sound power levels for installation type B: free inlet, ducted outlet. The AMCA International Certified Ratings Seal for sound applies to LWA values only. dBA sound pressure values are weighted with 11.5 dB attenuation based on 5 feet from the fan in a hemispherical free field and are not licensed by AMCA International.

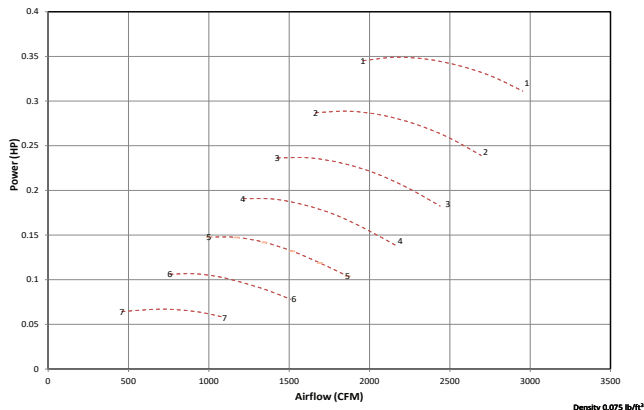
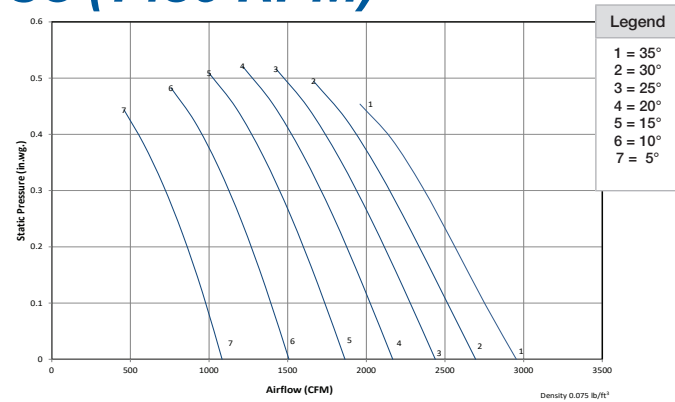
### Sound Data

1770 RPM Blade Pitch	C7		C8	
	% WOV	LwA	% WOV	LwA
35°	0	76	0	77
	50	75	50	76
	100	75	100	76
30°	0	75	0	76
	50	74	50	75
	100	73	100	75
25°	0	74	0	76
	50	73	50	74
	100	72	100	74
20°	0	74	0	76
	50	72	50	74
	100	74	100	75
15°	0	73	0	76
	50	72	50	73
	100	76	100	76
10°	0	74	0	76
	50	74	50	75
	100	76	100	76
5°	0	75	0	77
	50	75	50	76
	100	76	100	77

## C7 (1450 RPM)



## C8 (1450 RPM)



Performance shown is for installation type B: free inlet, ducted outlet. Performance ratings do not include the effects of appurtenances (accessories).

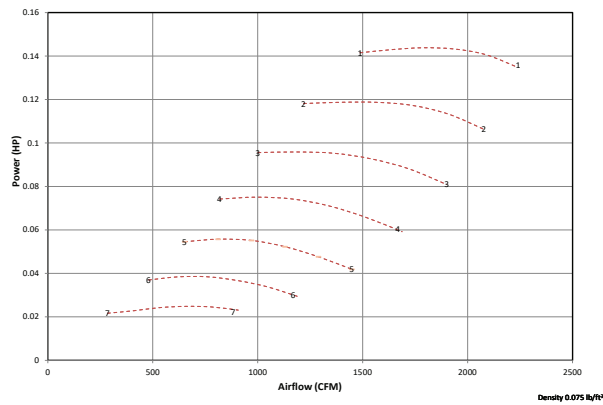
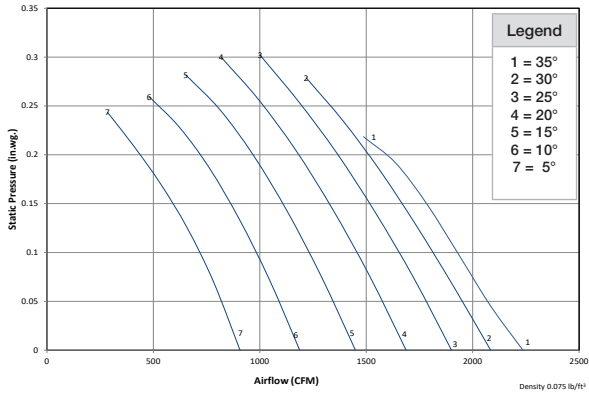
Sound power level ratings and A-weighted sound power ratings are shown in decibels, referred to 10<sup>-12</sup> watts, calculated per AMCA Standard 301. Values shown are for (inlet LWi or inlet LWiA) sound power levels for installation type B: free inlet, ducted outlet. The AMCA International Certified Ratings Seal for sound applies to LWA values only. dBA sound pressure values are weighted with 11.5 dB attenuation based on 5 feet from the fan in a hemispherical free field and are not licensed by AMCA International.

### Sound Data

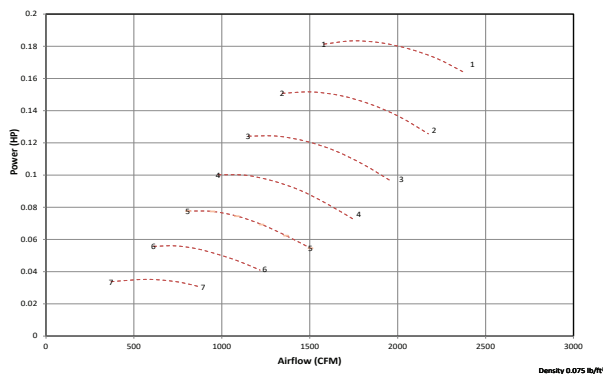
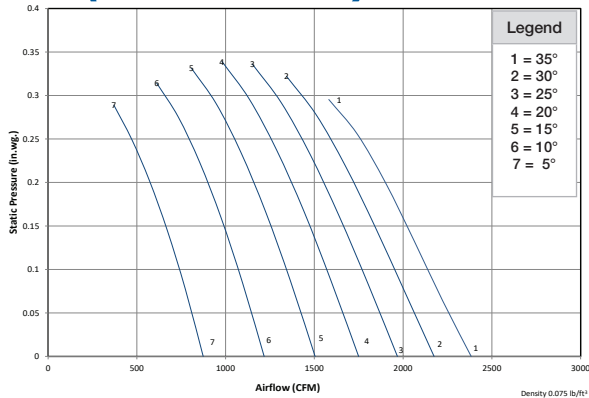
1450 RPM	C7		C8	
	% WOV	LwA	% WOV	LwA
35°	0	71	0	72
	50	70	50	71
	100	70	100	71
30°	0	70	0	71
	50	69	50	70
	100	68	100	70
25°	0	69	0	71
	50	67	50	69
	100	67	100	69
20°	0	69	0	71
	50	67	50	69
	100	69	100	70
15°	0	68	0	71
	50	67	50	68
	100	71	100	71
10°	0	69	0	71
	50	69	50	70
	100	71	100	71
5°	0	70	0	72
	50	70	50	71
	100	71	100	71



## C7 (1170 RPM)



## C8 (1170 RPM)



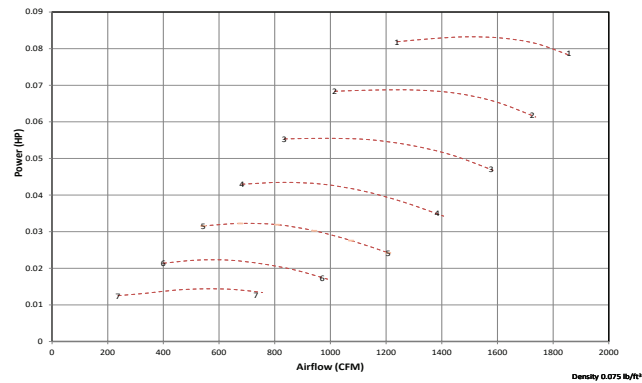
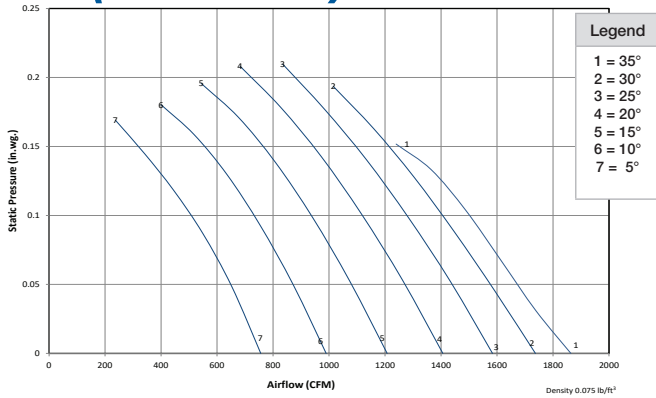
Performance shown is for installation type B: free inlet, ducted outlet. Performance ratings do not include the effects of appurtenances (accessories).

Sound power level ratings and A-weighted sound power ratings are shown in decibels, referred to 10<sup>-12</sup> watts, calculated per AMCA Standard 301. Values shown are for (inlet LWi or inlet LWiA) sound power levels for installation type B: free inlet, ducted outlet. The AMCA International Certified Ratings Seal for sound applies to LWA values only. dBA sound pressure values are weighted with 11.5 dB attenuation based on 5 feet from the fan in a hemispherical free field and are not licensed by AMCA International.

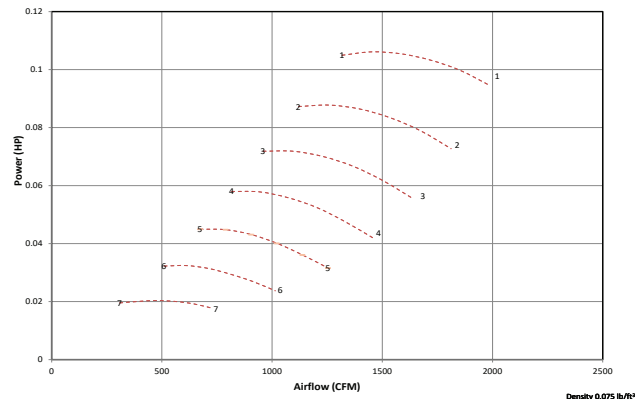
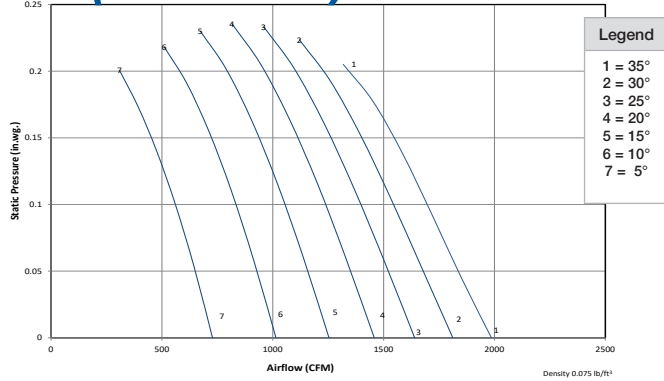
### Sound Data

1170 RPM Blade Pitch	C7		C8	
	% WOV	LwA	% WOV	LwA
35°	0	65	0	66
	50	64	50	65
	100	64	100	65
30°	0	64	0	66
	50	63	50	64
	100	63	100	64
25°	0	64	0	65
	50	62	50	63
	100	61	100	63
20°	0	63	0	65
	50	61	50	63
	100	63	100	64
15°	0	63	0	65
	50	61	50	63
	100	65	100	65
10°	0	63	0	66
	50	63	50	64
	100	65	100	65
5°	0	64	0	66
	50	62	50	66
	100	62	100	65

## C7 (975 RPM)



## C8 (975 RPM)



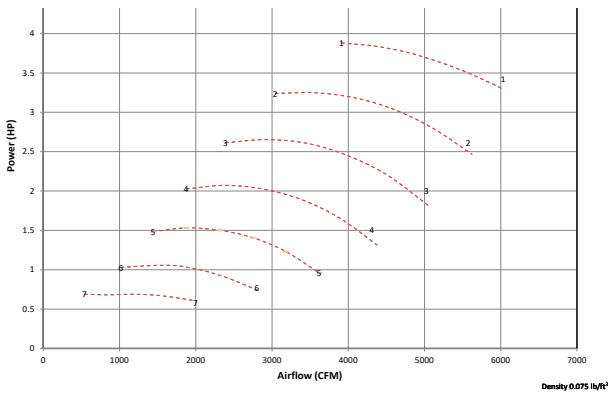
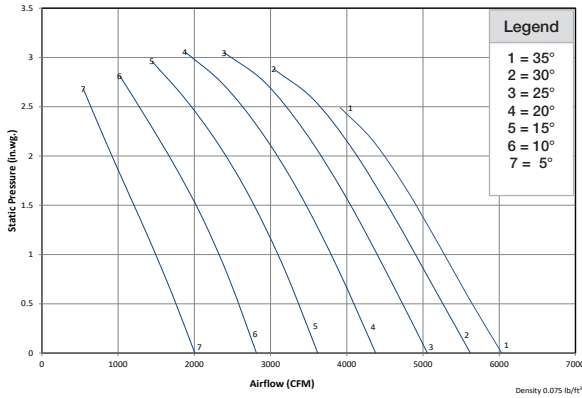
Performance shown is for installation type B: free inlet, ducted outlet. Performance ratings do not include the effects of appurtenances (accessories).

Sound power level ratings and A-weighted sound power ratings are shown in decibels, referred to 10<sup>-12</sup> watts, calculated per AMCA Standard 301. Values shown are for (inlet LWi or inlet LWiA) sound power levels for installation type B: free inlet, ducted outlet. The AMCA International Certified Ratings Seal for sound applies to LWA values only. dBA sound pressure values are weighted with 11.5 dB attenuation based on 5 feet from the fan in a hemispherical free field and are not licensed by AMCA International.

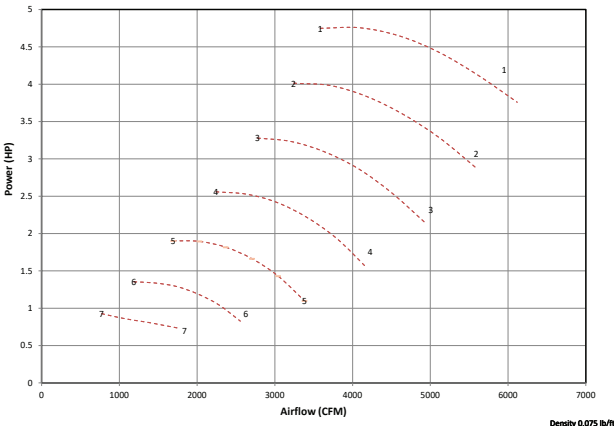
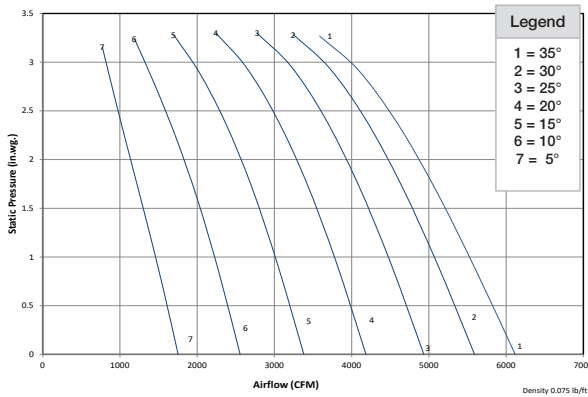
## Sound Data

975 RPM	C7		C8		
	Blade Pitch	% WOV	LwA	% WOV	LwA
35°	0	0	61	0	62
	50	50	60	50	61
	100	100	60	100	61
30°	0	0	60	0	62
	50	50	59	50	60
	100	100	59	100	60
25°	0	0	59	0	61
	50	50	58	50	59
	100	100	57	100	59
20°	0	0	59	0	61
	50	50	57	50	59
	100	100	59	100	60
15°	0	0	59	0	61
	50	50	57	50	59
	100	100	61	100	60
10°	0	0	59	0	62
	50	50	59	50	60
	100	100	60	100	61
5°	0	0	60	0	63
	50	50	60	50	62
	100	100	60	100	61

## C9 (3500 RPM)



## C10 (3500 RPM)



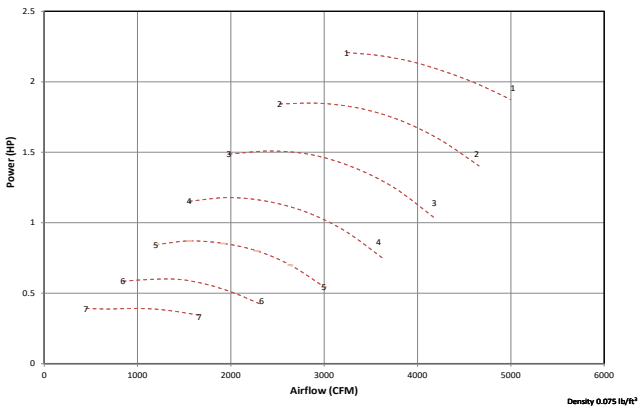
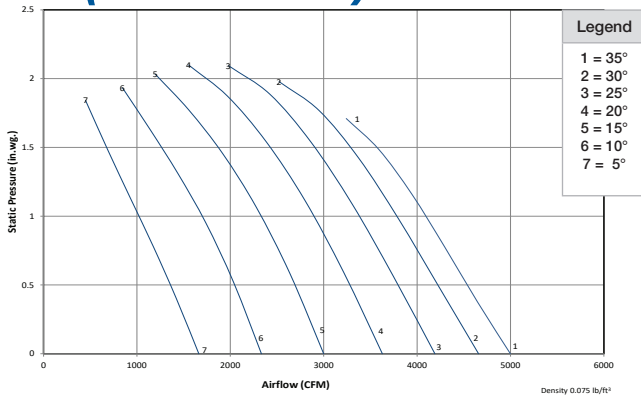
Performance shown is for installation type B: free inlet, ducted outlet. Performance ratings do not include the effects of appurtenances (accessories).

Sound power level ratings and A-weighted sound power ratings are shown in decibels, referred to 10<sup>-12</sup> watts, calculated per AMCA Standard 301. Values shown are for (inlet LWi or inlet LWiA) sound power levels for installation type B: free inlet, ducted outlet. The AMCA International Certified Ratings Seal for sound applies to LWA values only. dBA sound pressure values are weighted with 11.5 dB attenuation based on 5 feet from the fan in a hemispherical free field and are not licensed by AMCA International.

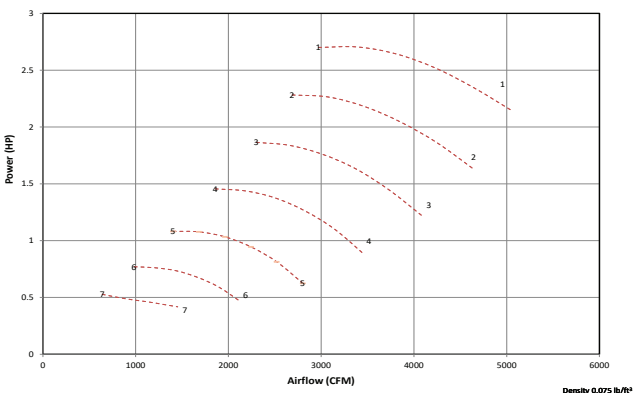
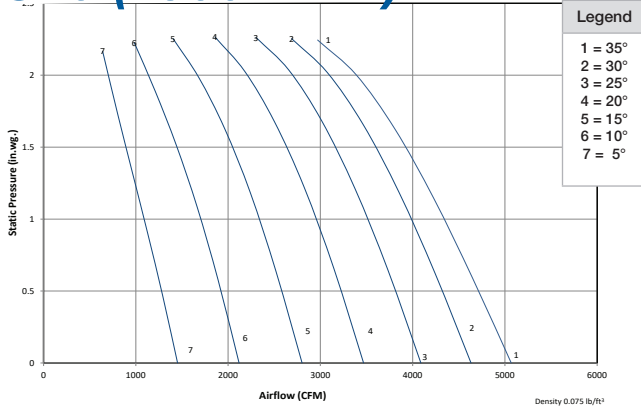
### Sound Data

3500 RPM Blade Pitch	C9		C10	
	% WOV	LwA	% WOV	LwA
35°	0	97	0	97
	50	95	50	96
	100	95	100	96
30°	0	95	0	95
	50	94	50	94
	100	95	100	96
25°	0	94	0	94
	50	93	50	92
	100	95	100	96
20°	0	93	0	93
	50	92	50	91
	100	95	100	95
15°	0	91	0	92
	50	91	50	91
	100	95	100	95
10°	0	93	0	93
	50	92	50	92
	100	94	100	94
5°	0	95	0	95
	50	95	50	94
	100	94	100	93

## C9 (2900 RPM)



## C10 (2900 RPM)



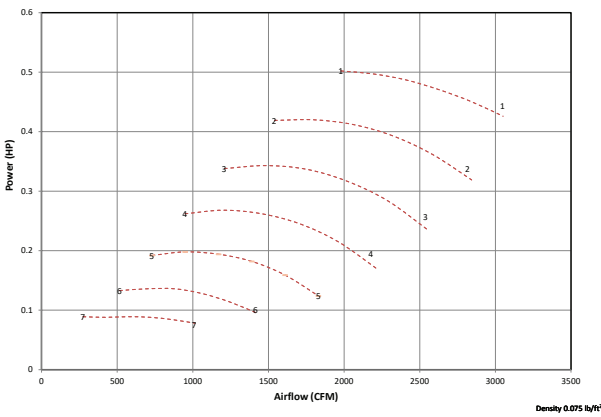
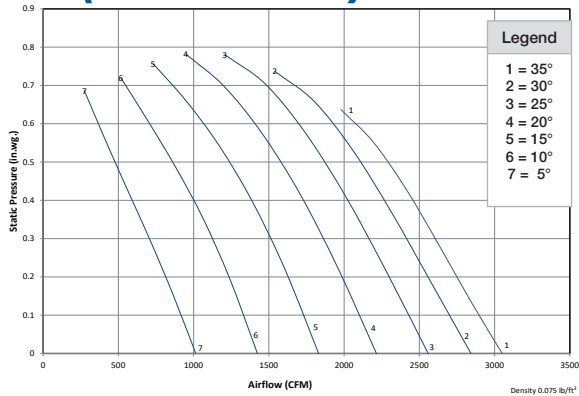
Performance shown is for installation type B: free inlet, ducted outlet. Performance ratings do not include the effects of appurtenances (accessories).

Sound power level ratings and A-weighted sound power ratings are shown in decibels, referred to 10<sup>-12</sup> watts, calculated per AMCA Standard 301. Values shown are for (inlet LWi or inlet LWiA) sound power levels for installation type B: free inlet, ducted outlet. The AMCA International Certified Ratings Seal for sound applies to LWA values only. dBA sound pressure values are weighted with 11.5 dB attenuation based on 5 feet from the fan in a hemispherical free field and are not licensed by AMCA International.

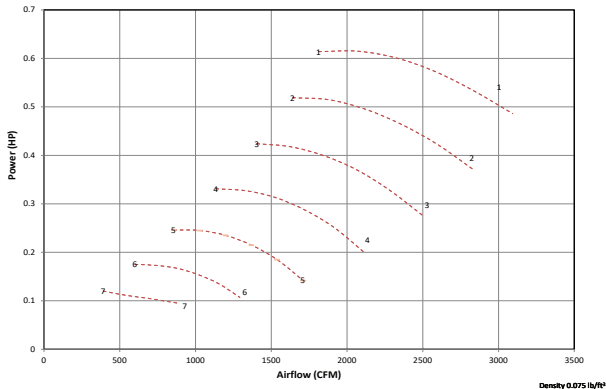
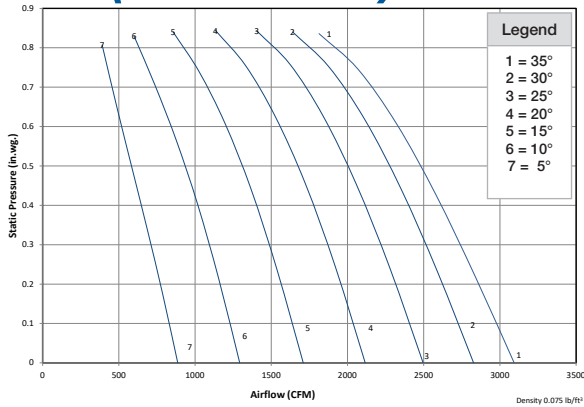
### Sound Data

2900 RPM	C9		C10	
	% WOV	LwA	% WOV	LwA
35°	0	91	0	91
	50	89	50	90
	100	89	100	90
30°	0	89	0	90
	50	88	50	89
	100	89	100	90
25°	0	88	0	89
	50	87	50	86
	100	89	100	90
20°	0	87	0	87
	50	86	50	85
	100	89	100	89
15°	0	86	0	86
	50	85	50	85
	100	88	100	89
10°	0	87	0	88
	50	86	50	86
	100	88	100	88
5°	0	89	0	90
	50	89	50	88
	100	88	100	87

## C9 (1770 RPM)



## C10 (1770 RPM)



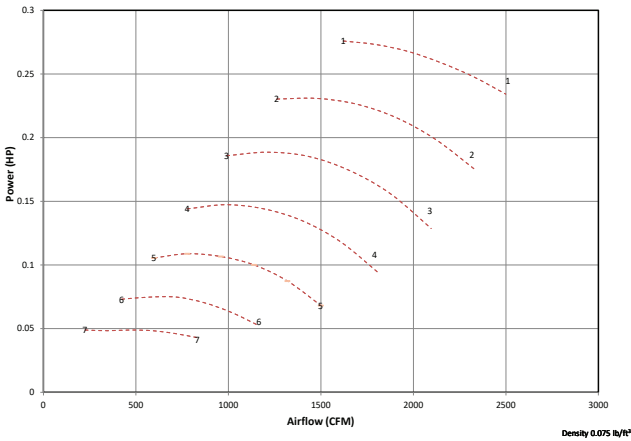
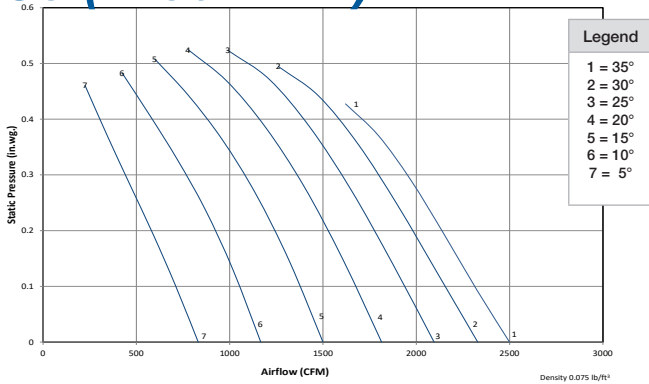
Performance shown is for installation type B: free inlet, ducted outlet. Performance ratings do not include the effects of appurtenances (accessories).

Sound power level ratings and A-weighted sound power ratings are shown in decibels, referred to 10<sup>-12</sup> watts, calculated per AMCA Standard 301. Values shown are for (inlet LWi or inlet LWiA) sound power levels for installation type B: free inlet, ducted outlet. The AMCA International Certified Ratings Seal for sound applies to LWA values only. dBA sound pressure values are weighted with 11.5 dB attenuation based on 5 feet from the fan in a hemispherical free field and are not licensed by AMCA International.

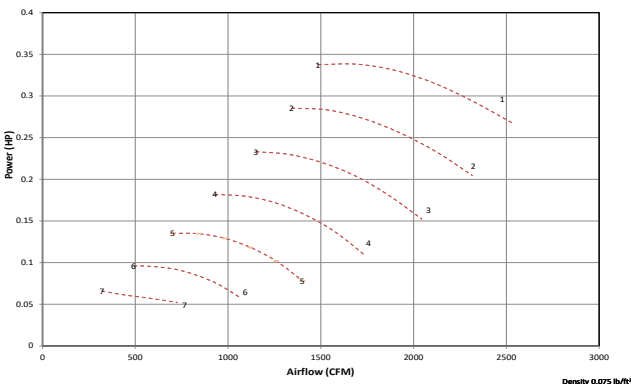
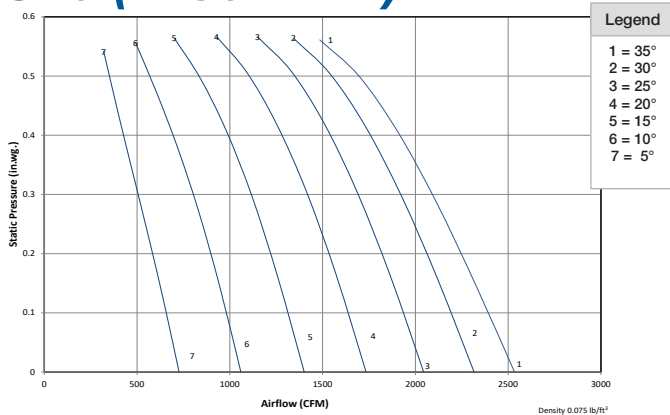
### Sound Data

1770 RPM	C9		C10	
	% WOV	LwA	% WOV	LwA
35°	0	77	0	78
	50	76	50	76
	100	75	100	77
30°	0	76	0	77
	50	75	50	74
	100	75	100	76
25°	0	75	0	76
	50	74	50	73
	100	75	100	76
20°	0	74	0	75
	50	72	50	72
	100	75	100	76
15°	0	73	0	74
	50	71	50	72
	100	74	100	76
10°	0	74	0	75
	50	73	50	73
	100	74	100	74
5°	0	76	0	77
	50	76	50	75
	100	74	100	73

## C9 (1450 RPM)



## C10 (1450 RPM)



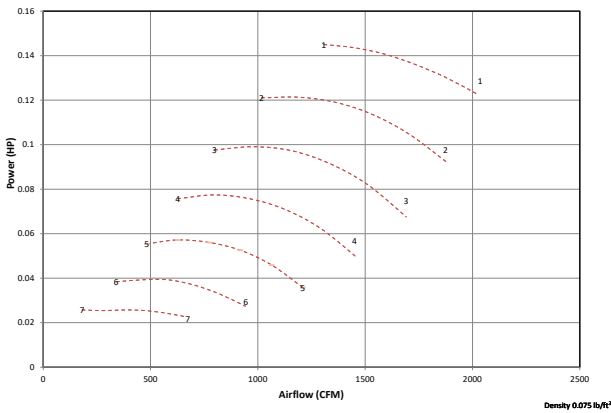
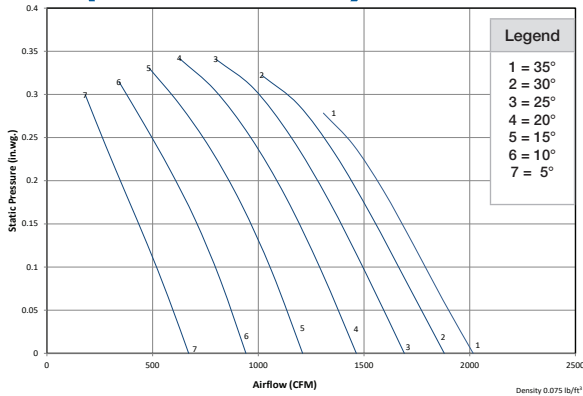
Performance shown is for installation type B: free inlet, ducted outlet. Performance ratings do not include the effects of appurtenances (accessories).

Sound power level ratings and A-weighted sound power ratings are shown in decibels, referred to 10<sup>-12</sup> watts, calculated per AMCA Standard 301. Values shown are for (inlet LWi or inlet LWiA) sound power levels for installation type B: free inlet, ducted outlet. The AMCA International Certified Ratings Seal for sound applies to LWA values only. dBA sound pressure values are weighted with 11.5 dB attenuation based on 5 feet from the fan in a hemispherical free field and are not licensed by AMCA International.

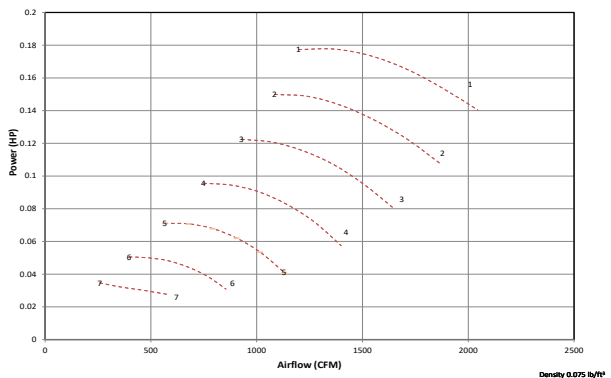
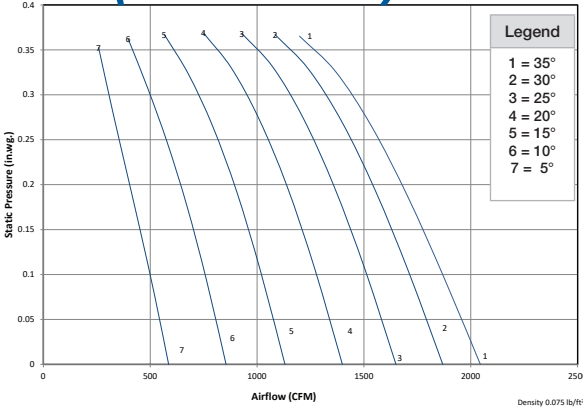
### Sound Data

1450 RPM	C9		C10	
	% WOV	LwA	% WOV	LwA
35°	0	72	0	73
	50	70	50	71
	100	70	100	71
30°	0	71	0	72
	50	69	50	69
	100	70	100	71
25°	0	70	0	71
	50	68	50	67
	100	70	100	71
20°	0	69	0	70
	50	67	50	67
	100	69	100	70
15°	0	68	0	69
	50	65	50	67
	100	69	100	70
10°	0	69	0	70
	50	68	50	68
	100	69	100	69
5°	0	71	0	72
	50	70	50	69
	100	68	100	67

## C9 (1170 RPM)



## C10 (1170 RPM)



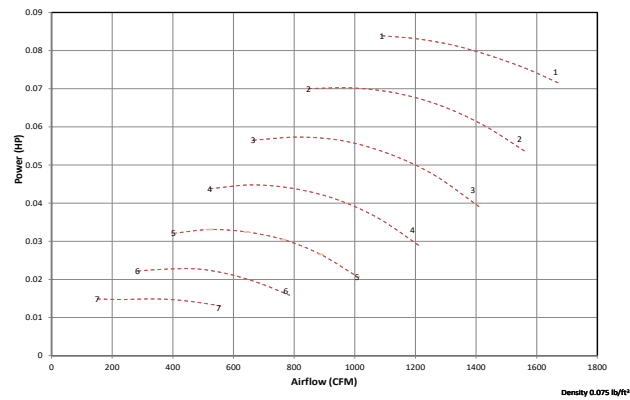
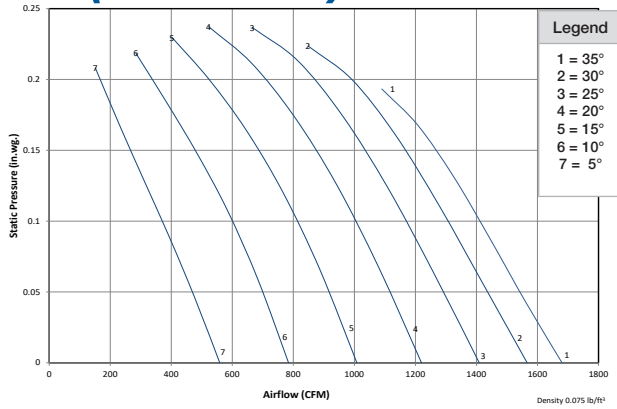
Performance shown is for installation type B: free inlet, ducted outlet. Performance ratings do not include the effects of appurtenances (accessories).

Sound power level ratings and A-weighted sound power ratings are shown in decibels, referred to 10<sup>-12</sup> watts, calculated per AMCA Standard 301. Values shown are for (inlet LWi or inlet LWiA) sound power levels for installation type B: free inlet, ducted outlet. The AMCA International Certified Ratings Seal for sound applies to LWA values only. dBA sound pressure values are weighted with 11.5 dB attenuation based on 5 feet from the fan in a hemispherical free field and are not licensed by AMCA International.

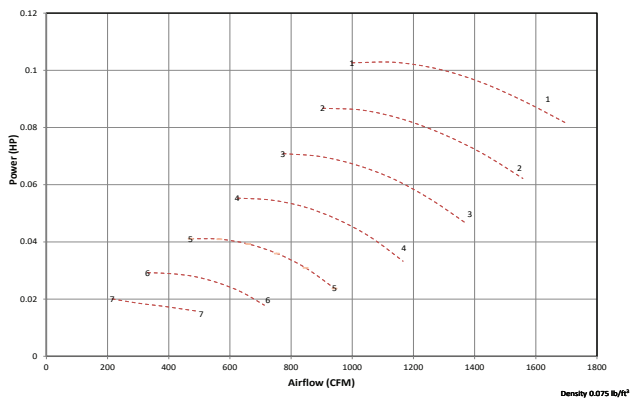
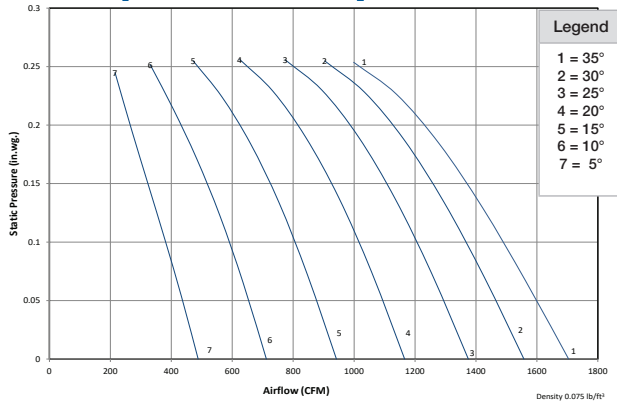
### Sound Data

1170 RPM Blade Pitch	C9		C10	
	% WOV	LwA	% WOV	LwA
35°	0	65	0	67
	50	64	50	65
	100	64	100	65
30°	0	65	0	66
	50	63	50	63
	100	64	100	65
25°	0	65	0	65
	50	62	50	61
	100	63	100	64
20°	0	63	0	64
	50	61	50	61
	100	63	100	64
15°	0	62	0	63
	50	59	50	61
	100	62	100	64
10°	0	63	0	64
	50	61	50	62
	100	62	100	63
5°	0	65	0	66
	50	64	50	63
	100	62	100	61

## C9 (975 RPM)



## C10 (975 RPM)



Performance shown is for installation type B: free inlet, ducted outlet. Performance ratings do not include the effects of appurtenances (accessories).

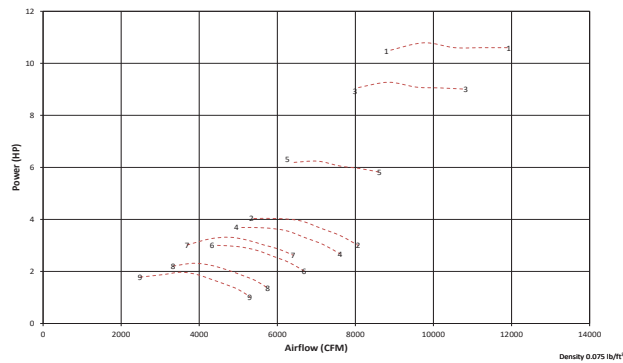
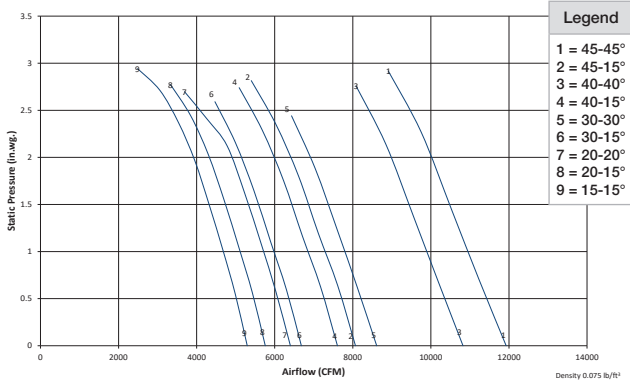
Sound power level ratings and A-weighted sound power ratings are shown in decibels, referred to 10<sup>-12</sup> watts, calculated per AMCA Standard 301. Values shown are for (inlet LWi or inlet LWiA) sound power levels for installation type B: free inlet, ducted outlet. The AMCA International Certified Ratings Seal for sound applies to LWA values only. dBA sound pressure values are weighted with 11.5 dB attenuation based on 5 feet from the fan in a hemispherical free field and are not licensed by AMCA International.

### Sound Data

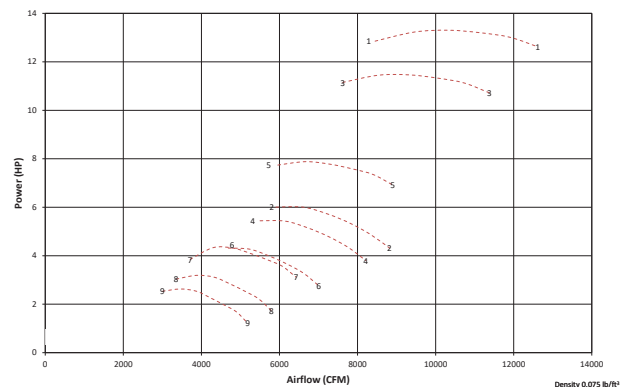
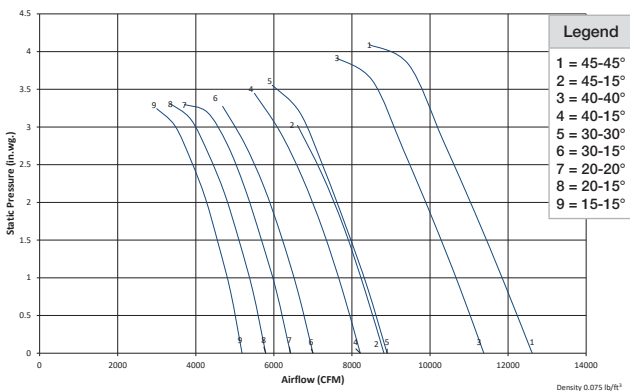
975 RPM Blade Pitch	C9		C10	
	% WOV	LwA	% WOV	LwA
35°	0	61	0	63
	50	60	50	61
	100	60	100	61
30°	0	61	0	62
	50	59	50	59
	100	59	100	61
25°	0	61	0	61
	50	58	50	57
	100	59	100	60
20°	0	59	0	60
	50	56	50	57
	100	58	100	60
15°	0	58	0	59
	50	55	50	57
	100	58	100	60
10°	0	59	0	60
	50	57	50	58
	100	58	100	58
5°	0	61	0	62
	50	60	50	59
	100	58	100	57



## W2 (3500 RPM)



## W4 (3500 RPM)



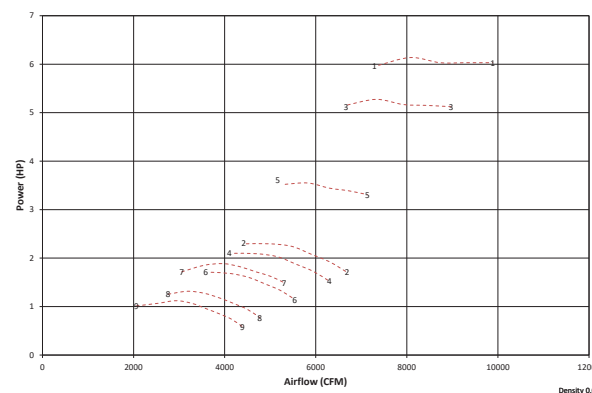
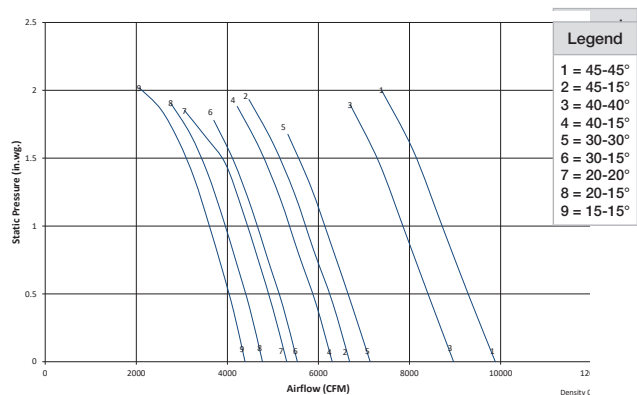
Performance shown is for installation type B: free inlet, ducted outlet. Performance ratings do not include the effects of appurtenances (accessories).

Sound power level ratings and A-weighted sound power ratings are shown in decibels, referred to 10<sup>-12</sup> watts, calculated per AMCA Standard 301. Values shown are for (inlet LWi or inlet LWiA) sound power levels for installation type B: free inlet, ducted outlet. The AMCA International Certified Ratings Seal for sound applies to LWA values only. dBA sound pressure values are weighted with 11.5 dB attenuation based on 5 feet from the fan in a hemispherical free field and are not licensed by AMCA International.

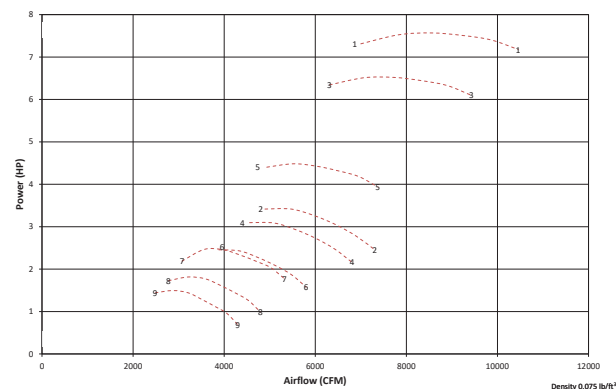
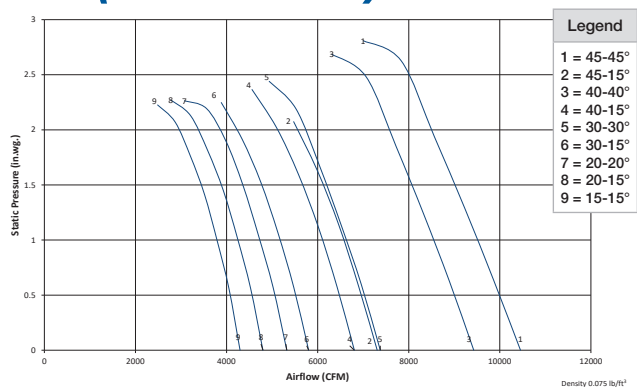
### Sound Data

3500 RPM	W2		W4	
	% WOV	LwA	% WOV	LwA
45-45°	100	71	100	106
	90	73	90	106
	63	74	70	105
45-15°	100	70	100	99
	89	70	88	100
40-40°	68	73	78	101
	100	69	100	105
40-15°	90	71	90	104
	71	73	70	104
30-30°	100	70	100	99
	95	69	88	99
30-15°	64	68	77	101
	100	67	100	103
20-20°	95	67	90	103
	76	70	70	103
20-15°	100	67	100	99
	95	66	89	100
15-15°	71	65	74	101
	100	65	100	102
15-15°	94	65	90	101
	62	69	70	103
15-15°	100	66	100	101
	94	66	90	100
15-15°	65	67	71	102
	100	65	100	101
15-15°	86	65	90	101
	62	68	70	103

## W2 (2900 RPM)



## W4 (2900 RPM)



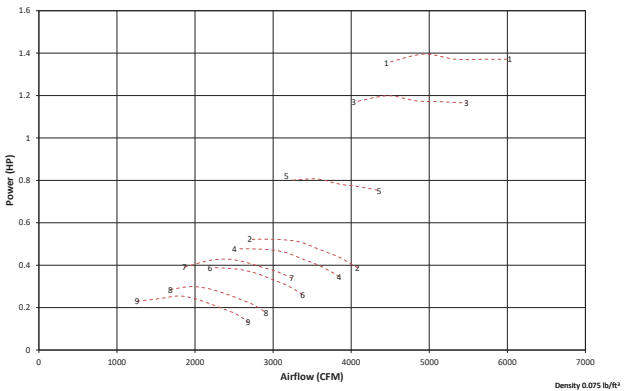
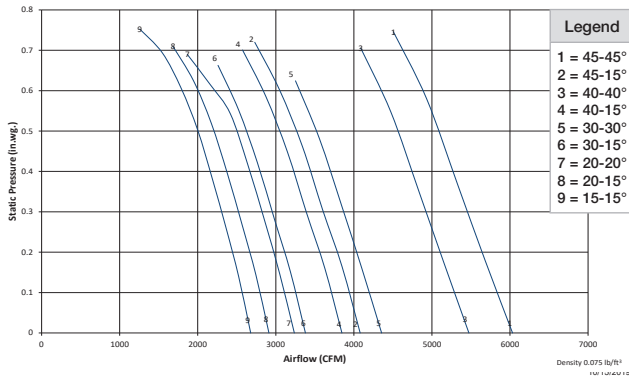
Performance shown is for installation type B: free inlet, ducted outlet. Performance ratings do not include the effects of appurtenances (accessories).

Sound power level ratings and A-weighted sound power ratings are shown in decibels, referred to 10<sup>-12</sup> watts, calculated per AMCA Standard 301. Values shown are for (inlet LWi or inlet LWiA) sound power levels for installation type B: free inlet, ducted outlet. The AMCA International Certified Ratings Seal for sound applies to LWA values only. dBA sound pressure values are weighted with 11.5 dB attenuation based on 5 feet from the fan in a hemispherical free field and are not licensed by AMCA International.

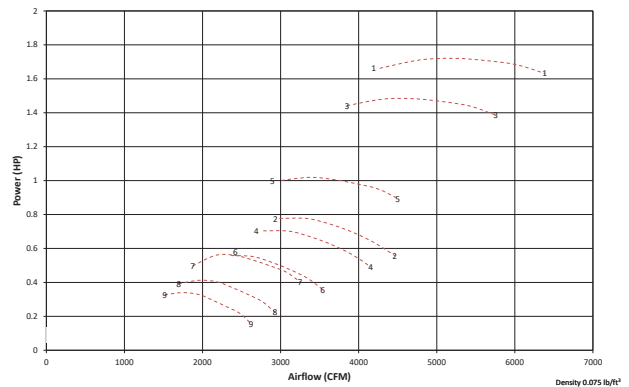
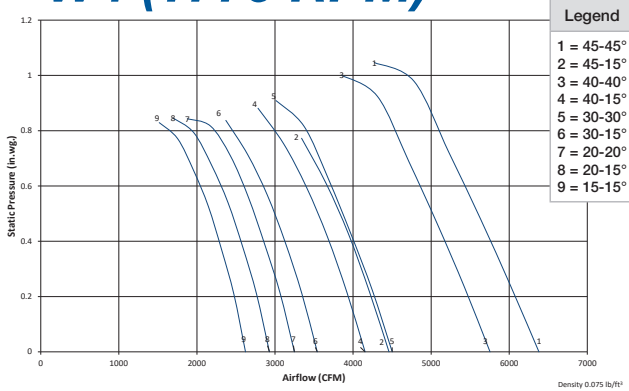
### Sound Data

2900 RPM Blade Pitch	W2		W4	
	% WOV	LwA	% WOV	LwA
45-45°	100	101	100	101
	90	100	90	101
	75	99	70	100
45-15°	100	94	100	94
	88	95	88	95
40-40°	72	96	78	96
	100	99	100	100
40-15°	90	99	90	100
	74	99	70	99
30-30°	100	94	100	94
	88	95	88	95
30-15°	71	95	77	96
	100	97	100	98
20-20°	90	97	90	98
	72	97	70	98
20-15°	100	94	100	95
	89	94	89	95
15-15°	71	95	74	96
	100	96	100	97
15-15°	90	96	90	96
	71	96	70	98
15-15°	100	95	100	96
	89	95	90	95
15-15°	70	96	71	97
	100	95	100	96
15-15°	90	95	90	96
	70	96	70	97

## W2 (1770 RPM)



## W4 (1770 RPM)



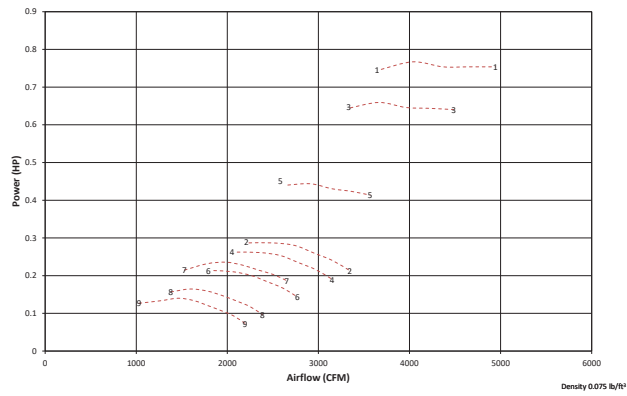
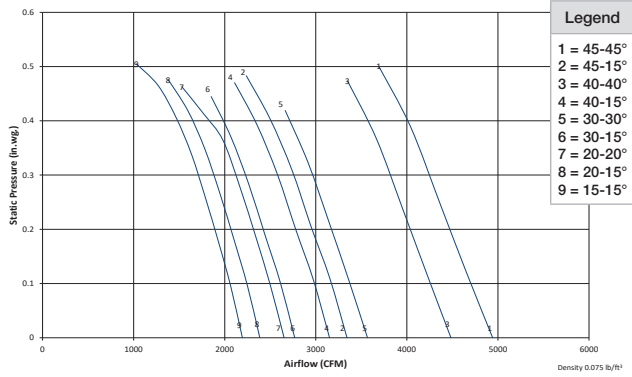
Performance shown is for installation type B: free inlet, ducted outlet. Performance ratings do not include the effects of appurtenances (accessories).

Sound power level ratings and A-weighted sound power ratings are shown in decibels, referred to 10<sup>-12</sup> watts, calculated per AMCA Standard 301. Values shown are for (inlet LWi or inlet LWiA) sound power levels for installation type B: free inlet, ducted outlet. The AMCA International Certified Ratings Seal for sound applies to LWA values only. dBA sound pressure values are weighted with 11.5 dB attenuation based on 5 feet from the fan in a hemispherical free field and are not licensed by AMCA International.

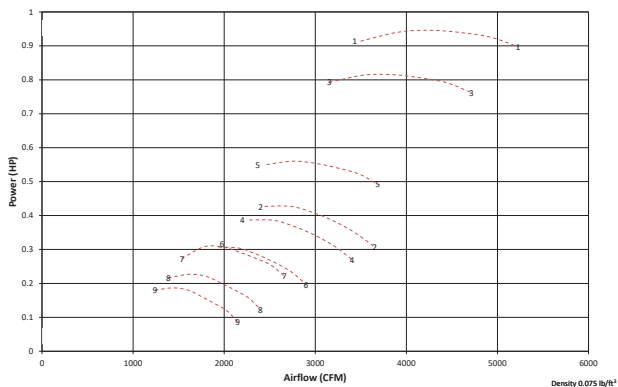
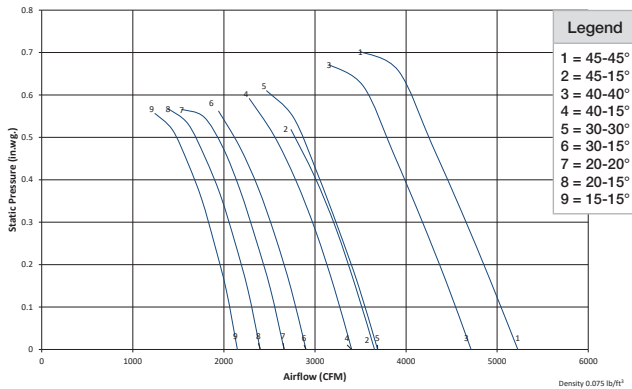
### Sound Data

1770 RPM Blade Pitch	W2		W4	
	% WOV	LwA	% WOV	LwA
45-45°	100	90	100	91
	90	90	90	91
	75	89	70	90
45-15°	100	83	100	84
	72	86	78	86
40-40°	100	89	100	90
	90	88	90	89
40-15°	100	83	100	83
	88	84	88	84
30-30°	100	86	100	87
	90	86	90	87
30-15°	100	83	100	83
	89	83	89	84
20-20°	100	84	100	85
	90	84	90	85
20-15°	100	83	100	84
	89	83	90	84
15-15°	100	83	100	84
	90	83	90	84
	70	85	70	86

## W2 (1450 RPM)



## W4 (1450 RPM)



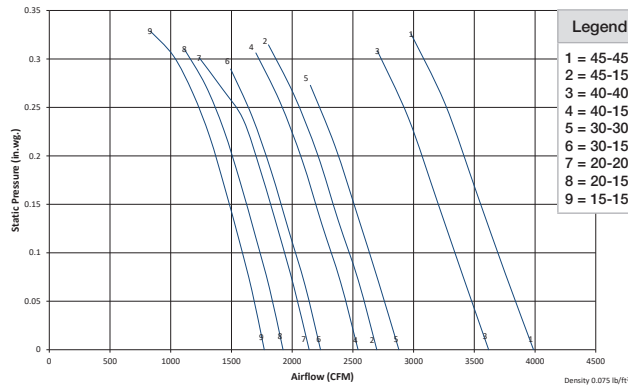
Performance shown is for installation type B: free inlet, ducted outlet. Performance ratings do not include the effects of appurtenances (accessories).

Sound power level ratings and A-weighted sound power ratings are shown in decibels, referred to 10<sup>-12</sup> watts, calculated per AMCA Standard 301. Values shown are for (inlet LWi or inlet LWiA) sound power levels for installation type B: free inlet, ducted outlet. The AMCA International Certified Ratings Seal for sound applies to LWA values only. dBA sound pressure values are weighted with 11.5 dB attenuation based on 5 feet from the fan in a hemispherical free field and are not licensed by AMCA International.

### Sound Data

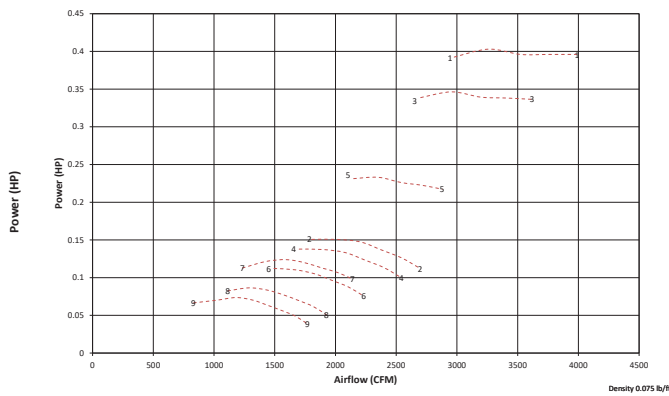
1450 RPM Blade Pitch	W2		W4	
	% WOV	LwA	% WOV	LwA
45-45°	100	85	100	86
	90	84	90	86
	75	83	71	85
45-15°	100	75	100	79
	90	74	88	80
	72	74	78	81
40-40°	100	83	100	85
	90	83	90	85
	74	82	70	84
40-15°	100	75	100	79
	90	74	88	79
	72	75	76	81
30-30°	100	80	100	82
	90	80	90	82
	72	81	69	82
30-15°	100	76	100	78
	90	76	89	79
	71	76	73	81
20-20°	100	78	100	79
	90	78	89	80
	70	80	69	81
20-15°	100	77	100	78
	90	77	89	79
	70	78	70	80
15-15°	100	77	100	78
	91	77	89	78
	69	79	68	80

## W2 (1170 RPM)



Performance shown is for installation type B: free inlet, ducted outlet. Performance ratings do not include the effects of appurtenances (accessories).

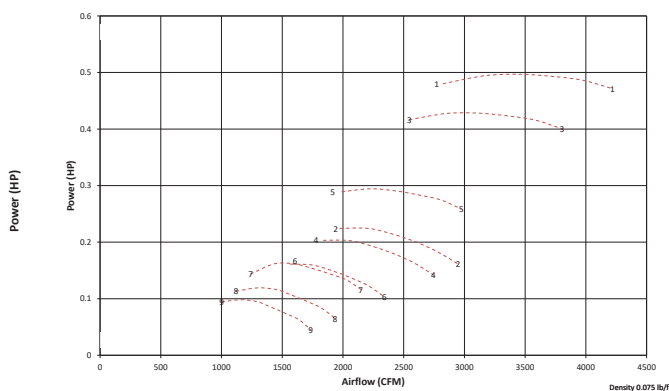
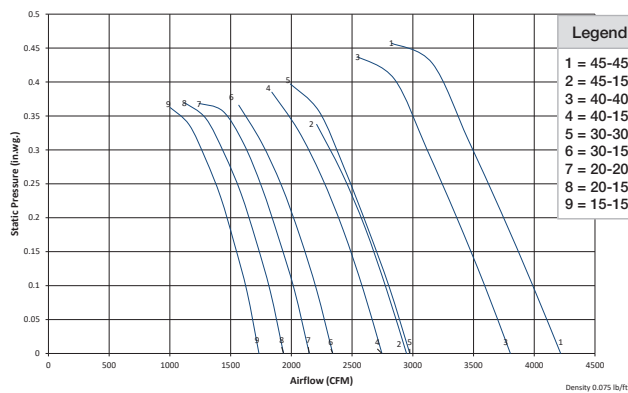
Sound power level ratings and A-weighted sound power ratings are shown in decibels, referred to 10<sup>-12</sup> watts, calculated per AMCA Standard 301. Values shown are for (inlet LWi or inlet LWiA) sound power levels for installation type B: free inlet, ducted outlet. The AMCA International Certified Ratings Seal for sound applies to LWA values only. dBA sound pressure values are weighted with 11.5 dB attenuation based on 5 feet from the fan in a hemispherical free field and are not licensed by AMCA International.



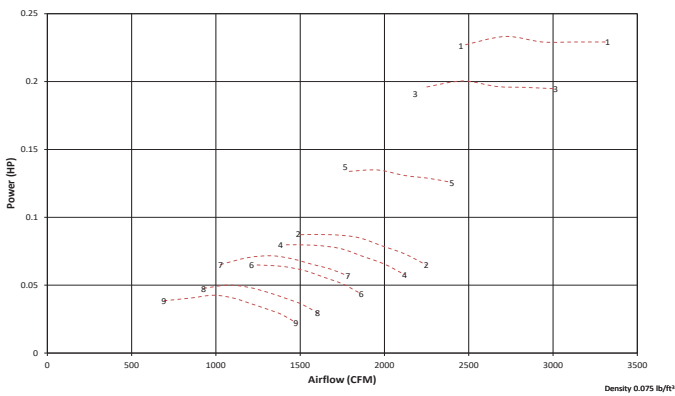
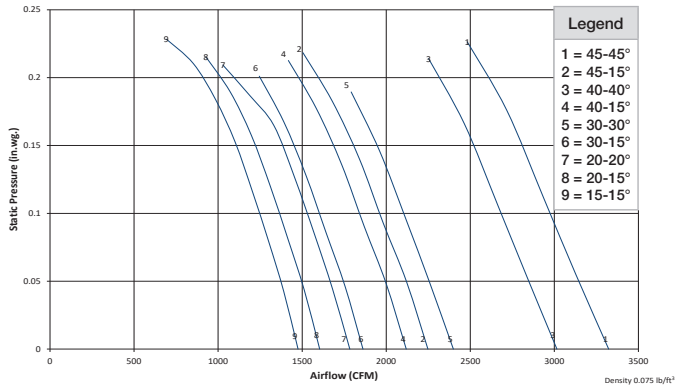
## Sound Data

1170 RPM Blade Pitch	W2		W4	
	% WOV	LwA	% WOV	LwA
45-45°	100	80	100	82
	90	80	90	82
	75	77	71	81
45-15°	100	70	100	74
	90	69	88	75
	72	69	78	76
40-40°	100	79	100	80
	90	78	90	80
	74	77	70	79
40-15°	100	70	100	74
	90	69	88	75
	72	70	76	76
30-30°	100	76	100	77
	90	76	90	77
	72	76	69	77
30-15°	100	71	100	73
	90	71	89	74
	71	72	73	76
20-20°	100	73	100	74
	90	73	89	75
	70	75	69	76
20-15°	100	72	100	73
	90	72	89	74
	70	73	70	75
15-15°	100	72	100	73
	91	72	89	73
	69	74	68	75

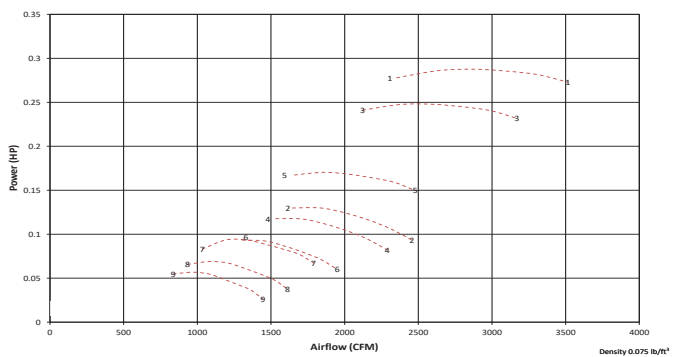
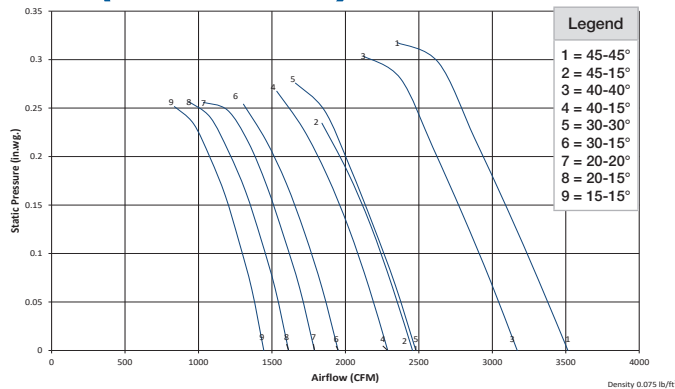
## W4 (1170 RPM)



## W2 (975 RPM)



## W4 (975 RPM)



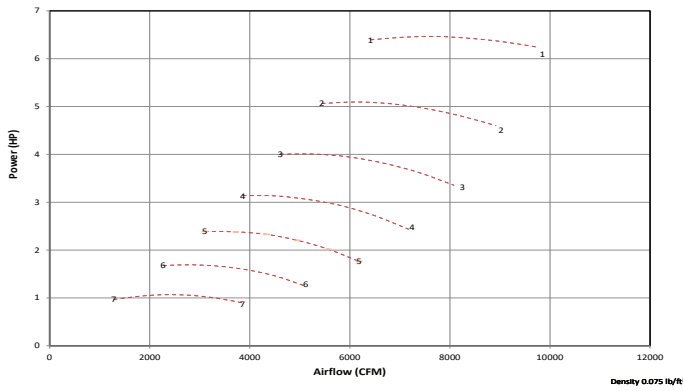
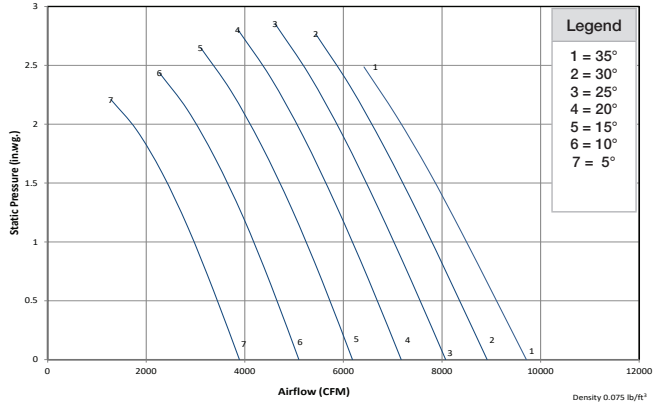
Performance shown is for installation type B: free inlet, ducted outlet. Performance ratings do not include the effects of appurtenances (accessories).

Sound power level ratings and A-weighted sound power ratings are shown in decibels, referred to 10<sup>-12</sup> watts, calculated per AMCA Standard 301. Values shown are for (inlet LWi or inlet LWiA) sound power levels for installation type B: free inlet, ducted outlet. The AMCA International Certified Ratings Seal for sound applies to LWA values only. dBA sound pressure values are weighted with 11.5 dB attenuation based on 5 feet from the fan in a hemispherical free field and are not licensed by AMCA International.

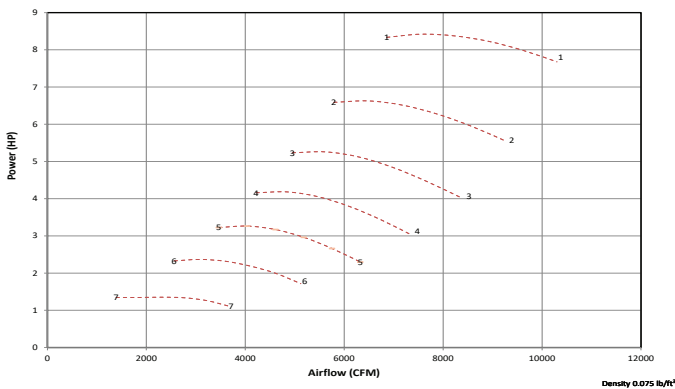
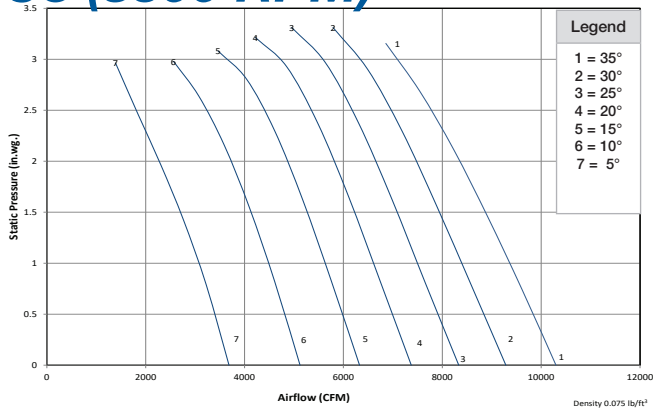
### Sound Data

975 RPM	W2		W4	
	% WOV	LwA	% WOV	LwA
45-45°	100	77	100	78
	90	76	90	78
	75	73	71	77
45-15°	100	66	100	70
	90	65	88	71
	72	65	78	73
40-40°	100	75	100	77
	90	74	90	77
	74	73	70	76
40-15°	100	66	100	69
	90	65	88	71
	72	66	76	72
30-30°	100	72	100	73
	90	72	90	74
	72	72	69	73
30-15°	100	67	100	69
	90	67	89	70
	71	68	73	72
20-20°	100	69	100	70
	90	70	89	71
	70	71	69	72
20-15°	100	68	100	69
	90	68	89	70
	70	69	70	71
15-15°	100	68	100	69
	91	69	89	69
	69	70	68	71

## C7 (3500 RPM)



## C8 (3500 RPM)



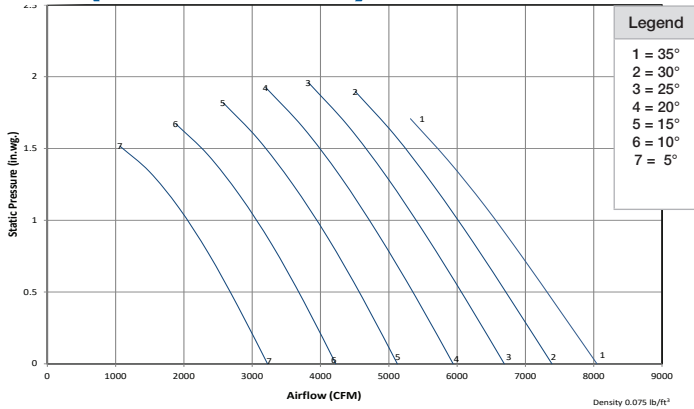
Performance shown is for installation type B: free inlet, ducted outlet. Performance ratings do not include the effects of appurtenances (accessories).

Sound power level ratings and A-weighted sound power ratings are shown in decibels, referred to 10<sup>-12</sup> watts, calculated per AMCA Standard 301. Values shown are for (inlet LWi or inlet LWiA) sound power levels for installation type B: free inlet, ducted outlet. The AMCA International Certified Ratings Seal for sound applies to LWA values only. dBA sound pressure values are weighted with 11.5 dB attenuation based on 5 feet from the fan in a hemispherical free field and are not licensed by AMCA International.

### Sound Data

3500 RPM	C7		C8	
	% WOV	LwA	% WOV	LwA
35°	0	100	0	102
	50	99	50	101
	100	99	100	100
30°	0	99	0	100
	50	98	50	100
	100	98	100	99
25°	0	98	0	99
	50	97	50	98
	100	96	100	98
20°	0	98	0	168
	50	96	50	119
	100	98	100	98
15°	0	97	0	99
	50	96	50	97
	100	100	100	99
10°	0	97	0	99
	50	97	50	98
	100	100	100	100
5°	0	98	0	100
	50	99	50	100
	100	100	100	101

## C7 (2900 RPM)

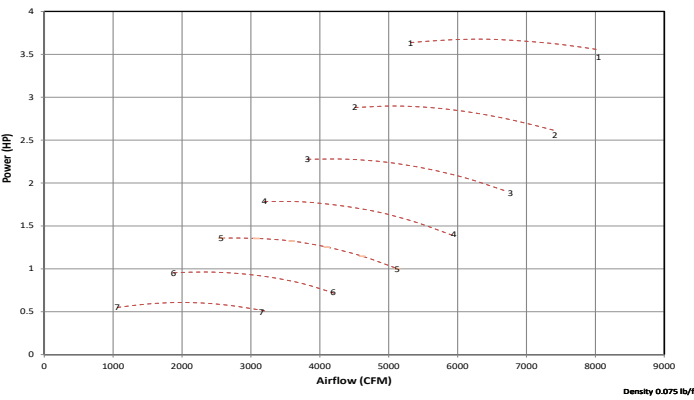


Performance shown is for installation type B: free inlet, ducted outlet. Performance ratings do not include the effects of appurtenances (accessories).

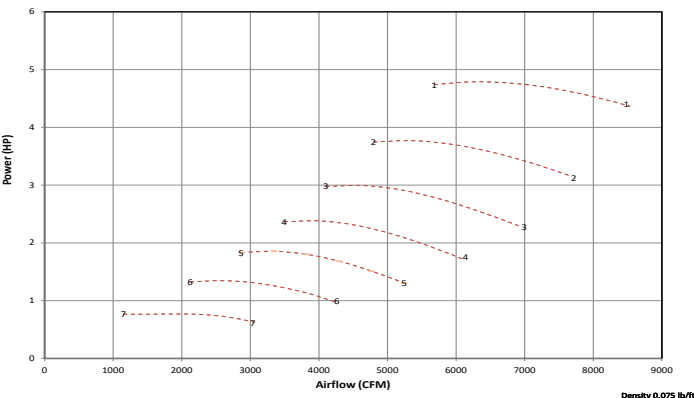
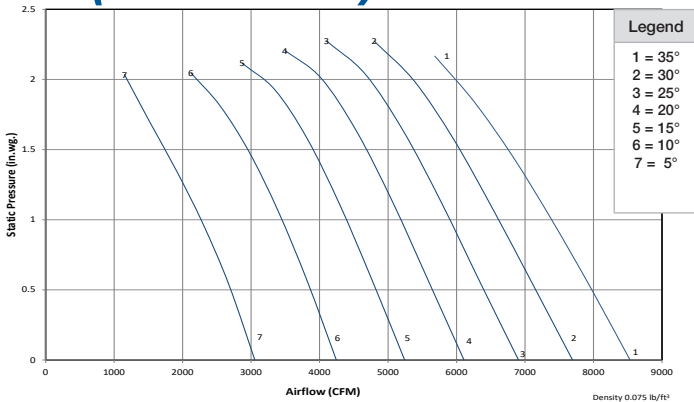
Sound power level ratings and A-weighted sound power ratings are shown in decibels, referred to 10<sup>-12</sup> watts, calculated per AMCA Standard 301. Values shown are for (inlet LWi or inlet LWiA) sound power levels for installation type B: free inlet, ducted outlet. The AMCA International Certified Ratings Seal for sound applies to LWA values only. dBA sound pressure values are weighted with 11.5 dB attenuation based on 5 feet from the fan in a hemispherical free field and are not licensed by AMCA International.

## Sound Data

2900 RPM	C7		C8	
	% WOV	LwA	% WOV	LwA
35°	0	93	0	95
	50	92	50	94
	100	92	100	93
30°	0	92	0	94
	50	91	50	92
	100	91	100	92
25°	0	91	0	92
	50	90	50	91
	100	89	100	91
20°	0	91	0	136
	50	89	50	104
	100	91	100	90
15°	0	90	0	92
	50	89	50	90
	100	93	100	92
10°	0	90	0	92
	50	90	50	91
	100	93	100	93
5°	0	91	0	93
	50	92	50	93
	100	93	100	94

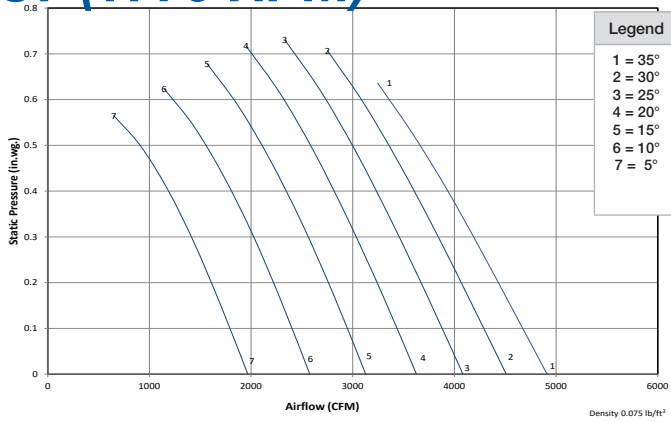


## C8 (2900 RPM)



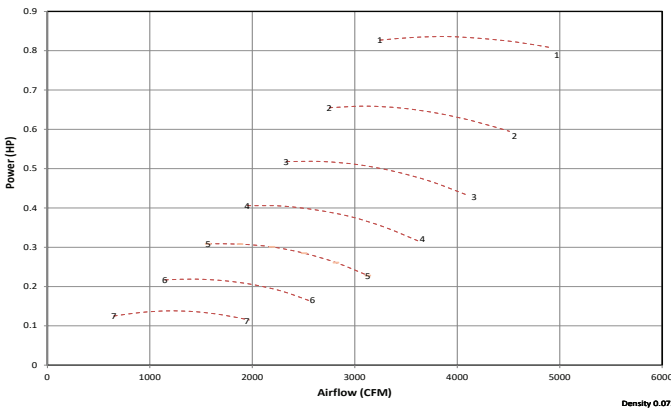


## C7 (1770 RPM)

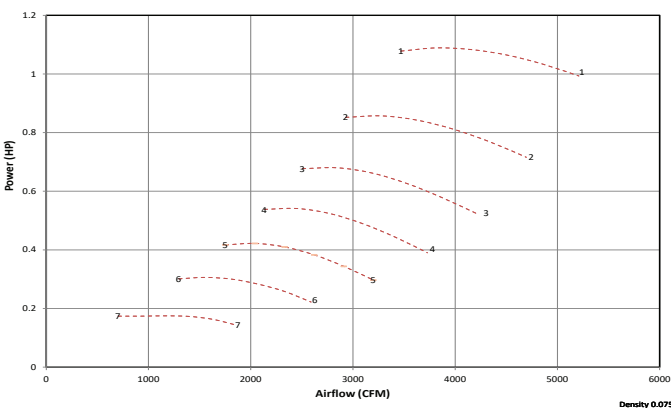
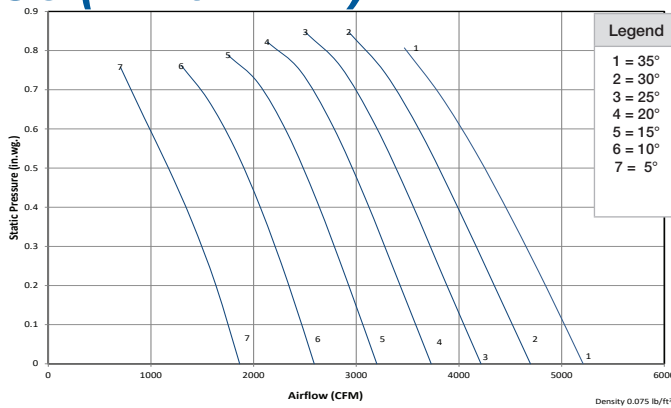


Performance shown is for installation type B: free inlet, ducted outlet. Performance ratings do not include the effects of appurtenances (accessories).

Sound power level ratings and A-weighted sound power ratings are shown in decibels, referred to 10<sup>-12</sup> watts, calculated per AMCA Standard 301. Values shown are for (inlet LWi or inlet LWiA) sound power levels for installation type B: free inlet, ducted outlet. The AMCA International Certified Ratings Seal for sound applies to LWA values only. dBA sound pressure values are weighted with 11.5 dB attenuation based on 5 feet from the fan in a hemispherical free field and are not licensed by AMCA International.



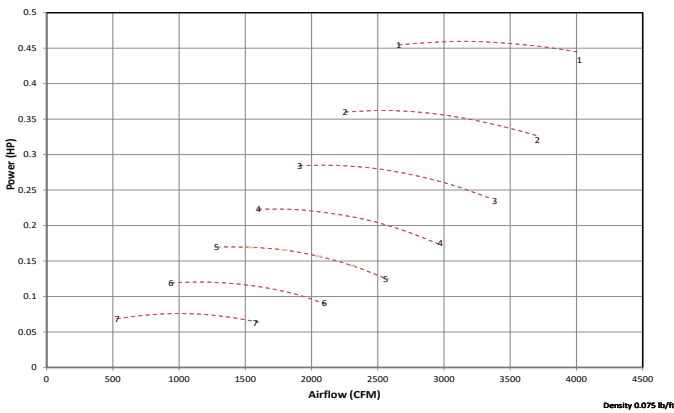
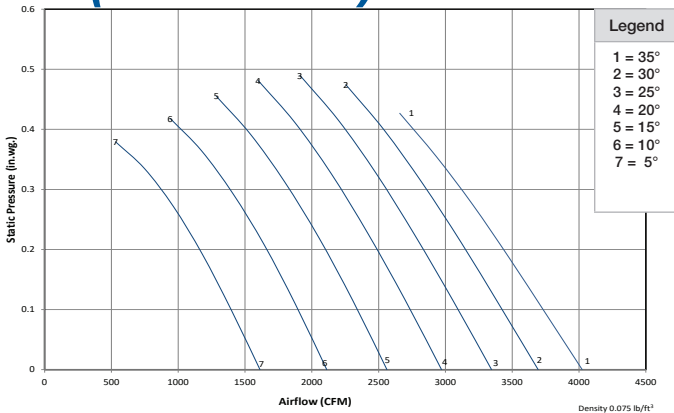
## C8 (1770 RPM)



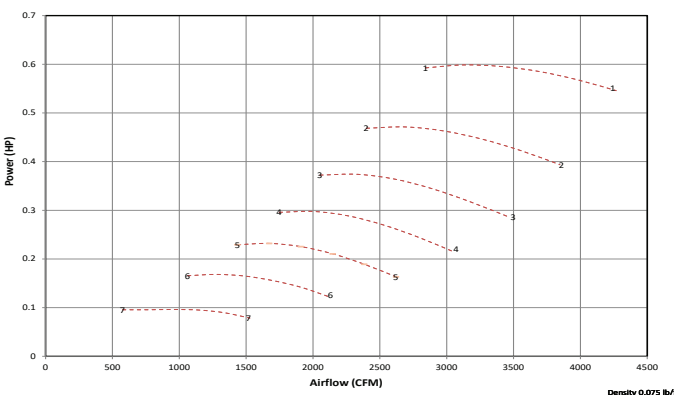
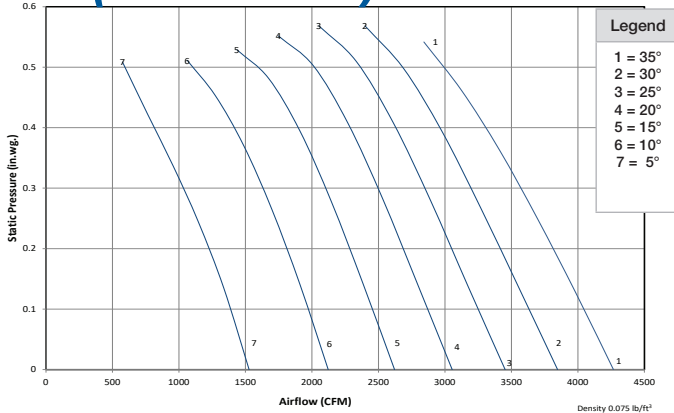
## Sound Data

1770 RPM	C7		C8	
	% WOV	LwA	% WOV	LwA
35°	0	80	0	81
	50	79	50	80
	100	79	100	80
30°	0	79	0	81
	50	78	50	79
	100	78	100	79
25°	0	78	0	80
	50	77	50	78
	100	76	100	78
20°	0	77	0	79
	50	76	50	78
	100	78	100	79
15°	0	77	0	79
	50	76	50	77
	100	80	100	79
10°	0	78	0	80
	50	77	50	79
	100	80	100	80
5°	0	78	0	81
	50	79	50	80
	100	79	100	80

## C7 (1450 RPM)



## C8 (1450 RPM)



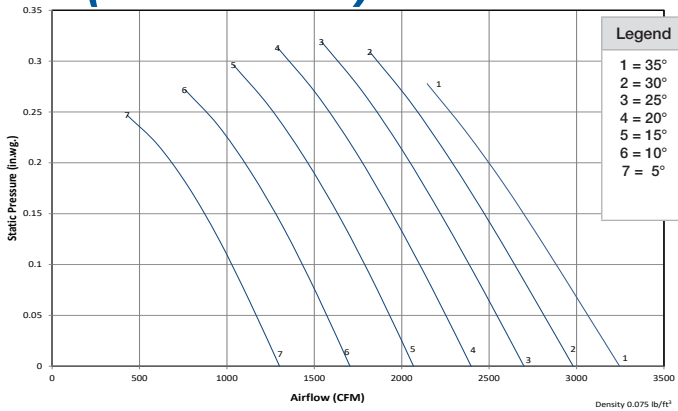
Performance shown is for installation type B: free inlet, ducted outlet. Performance ratings do not include the effects of appurtenances (accessories).

Sound power level ratings and A-weighted sound power ratings are shown in decibels, referred to 10<sup>-12</sup> watts, calculated per AMCA Standard 301. Values shown are for (inlet LWi or inlet LWiA) sound power levels for installation type B: free inlet, ducted outlet. The AMCA International Certified Ratings Seal for sound applies to LWA values only. dBA sound pressure values are weighted with 11.5 dB attenuation based on 5 feet from the fan in a hemispherical free field and are not licensed by AMCA International.

### Sound Data

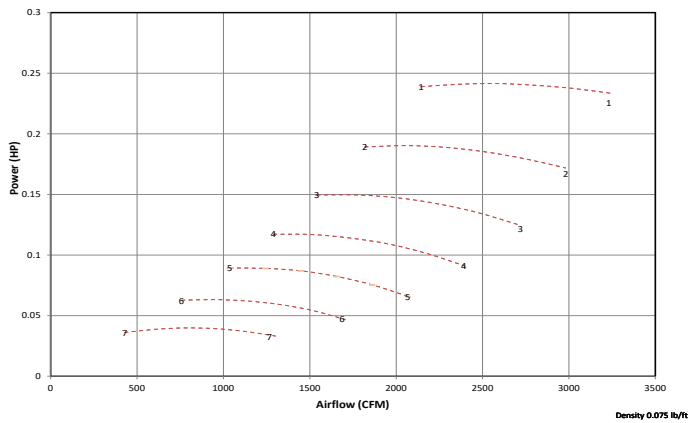
1450 RPM	C7		C8	
	% WOV	LwA	% WOV	LwA
35°	0	74	0	76
	50	73	50	75
	100	73	100	74
30°	0	73	0	75
	50	72	50	73
25°	0	72	0	74
	50	71	50	72
20°	0	72	0	74
	50	70	50	72
15°	0	72	100	73
	50	70	50	71
10°	0	74	100	74
	50	72	50	73
5°	0	73	100	74
	50	73	50	74
	100	73	100	74

## C7 (1170 RPM)



Performance shown is for installation type B: free inlet, ducted outlet. Performance ratings do not include the effects of appurtenances (accessories).

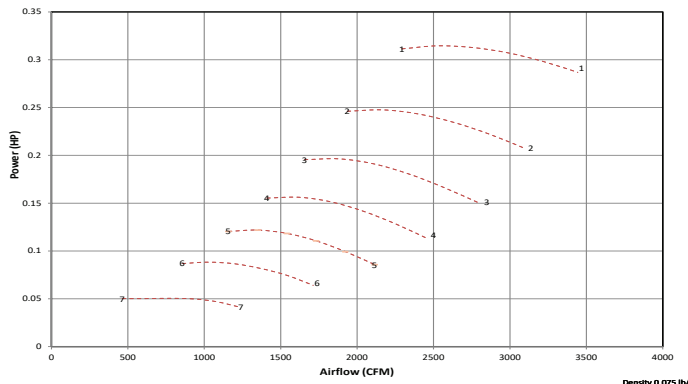
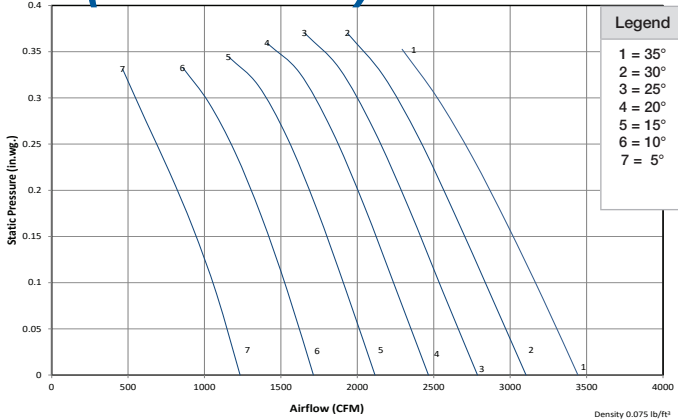
Sound power level ratings and A-weighted sound power ratings are shown in decibels, referred to 10<sup>-12</sup> watts, calculated per AMCA Standard 301. Values shown are for (inlet LWi or inlet LWiA) sound power levels for installation type B: free inlet, ducted outlet. The AMCA International Certified Ratings Seal for sound applies to LWA values only. dBA sound pressure values are weighted with 11.5 dB attenuation based on 5 feet from the fan in a hemispherical free field and are not licensed by AMCA International.



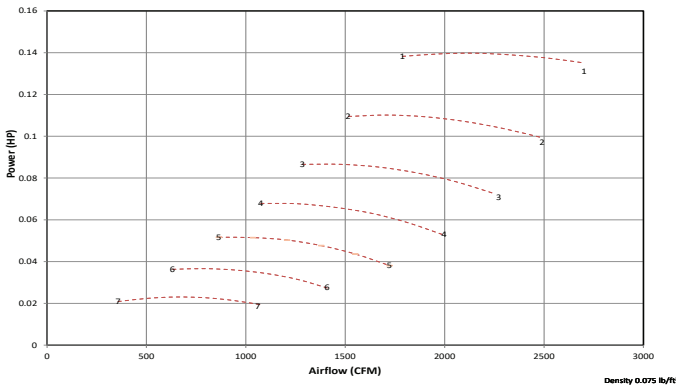
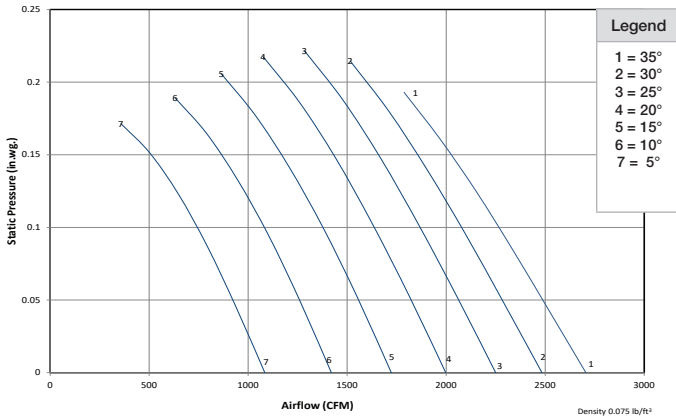
## Sound Data

1170 RPM	C7		C8	
	% WOV	LwA	% WOV	LwA
35°	0	70	0	70
	50	68	50	70
	100	68	100	69
30°	0	68	0	70
	50	67	50	68
	100	67	100	68
25°	0	67	0	69
	50	66	50	67
	100	65	100	67
20°	0	67	0	68
	50	65	50	67
	100	67	100	67
15°	0	66	0	68
	50	64	50	66
	100	69	100	68
10°	0	67	0	69
	50	66	50	67
	100	68	100	68
5°	0	67	0	71
	50	68	50	69
	100	67	100	69

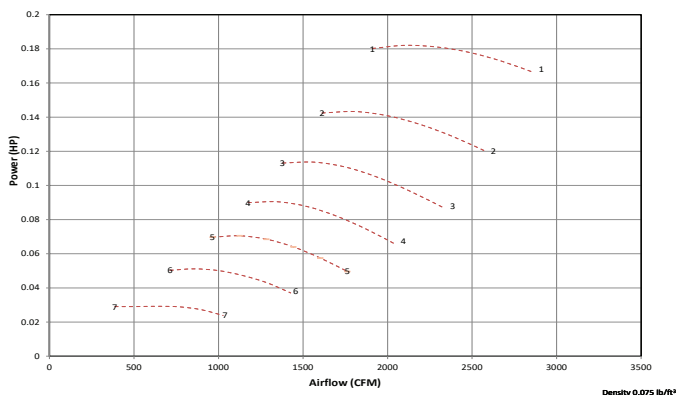
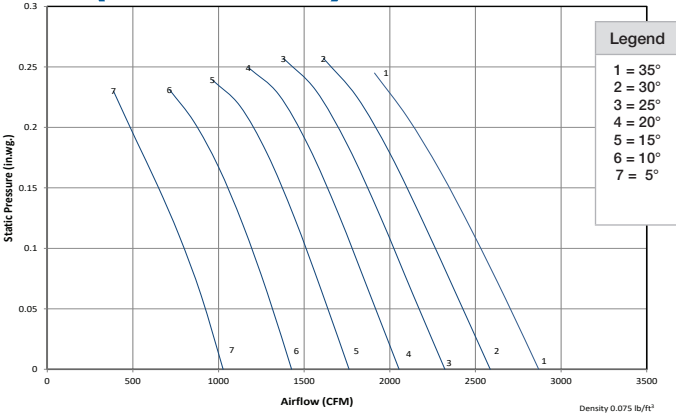
## C8 (1170 RPM)



## C7 (975 RPM)



## C8 (975 RPM)



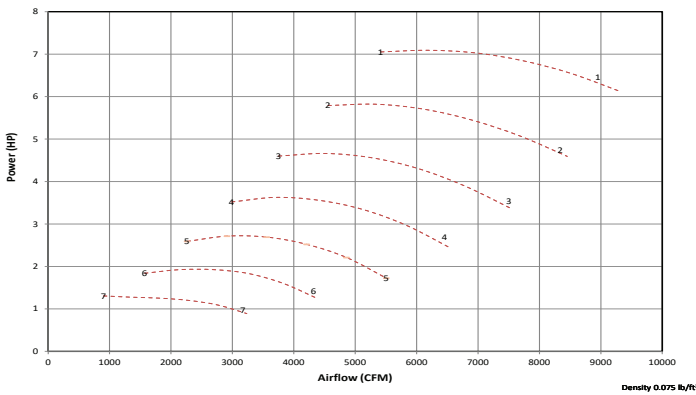
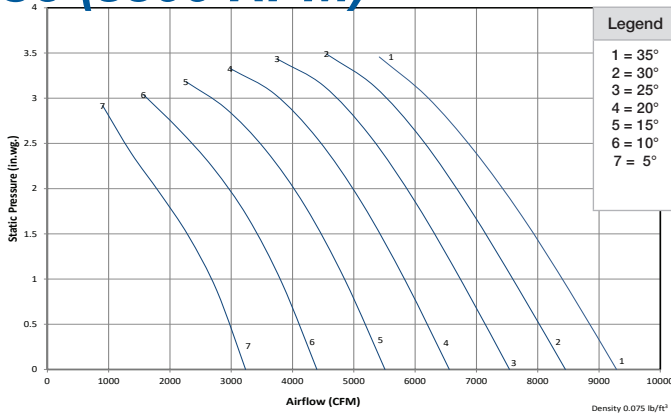
Performance shown is for installation type B: free inlet, ducted outlet. Performance ratings do not include the effects of appurtenances (accessories).

Sound power level ratings and A-weighted sound power ratings are shown in decibels, referred to 10<sup>-12</sup> watts, calculated per AMCA Standard 301. Values shown are for (inlet LWi or inlet LWiA) sound power levels for installation type B: free inlet, ducted outlet. The AMCA International Certified Ratings Seal for sound applies to LWA values only. dBA sound pressure values are weighted with 11.5 dB attenuation based on 5 feet from the fan in a hemispherical free field and are not licensed by AMCA International.

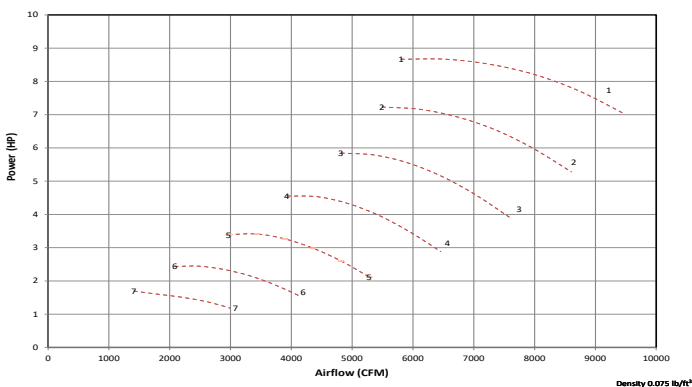
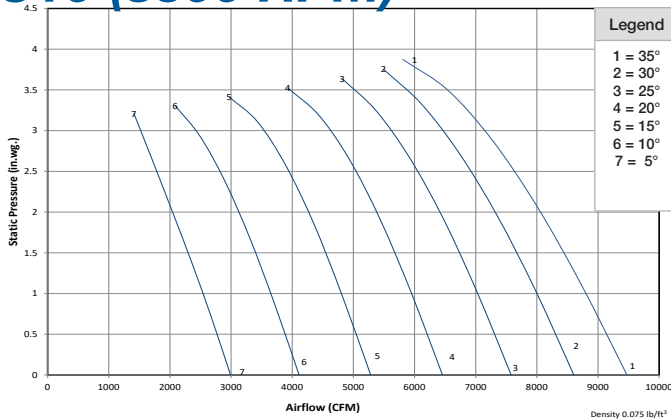
### Sound Data

975 RPM	C7		C8	
	% WOV	LwA	% WOV	LwA
35°	0	64	0	65
	50	63	50	64
	100	63	100	64
30°	0	73	0	64
	50	62	50	63
	100	61	100	62
25°	0	62	0	63
	50	60	50	62
	100	60	100	61
20°	0	61	0	63
	50	60	50	61
	100	61	100	62
15°	0	61	0	63
	50	59	50	61
	100	63	100	63
10°	0	62	0	64
	50	61	50	62
	100	62	100	63
5°	0	62	0	65
	50	63	50	64
	100	62	100	63

## C9 (3500 RPM)



## C10 (3500 RPM)



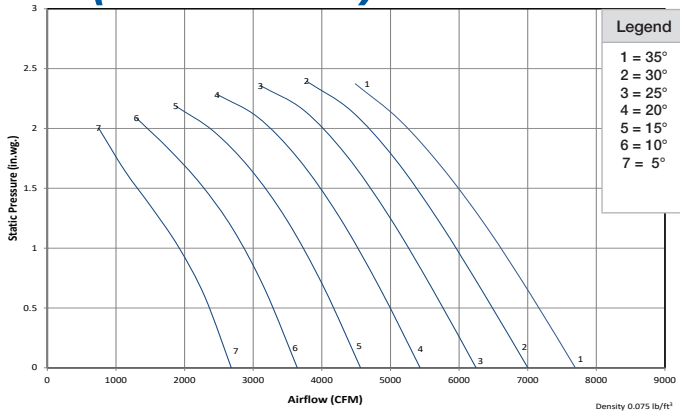
Performance shown is for installation type B: free inlet, ducted outlet. Performance ratings do not include the effects of appurtenances (accessories).

Sound power level ratings and A-weighted sound power ratings are shown in decibels, referred to 10<sup>-12</sup> watts, calculated per AMCA Standard 301. Values shown are for (inlet LWi or inlet LWiA) sound power levels for installation type B: free inlet, ducted outlet. The AMCA International Certified Ratings Seal for sound applies to LWA values only. dBA sound pressure values are weighted with 11.5 dB attenuation based on 5 feet from the fan in a hemispherical free field and are not licensed by AMCA International.

### Sound Data

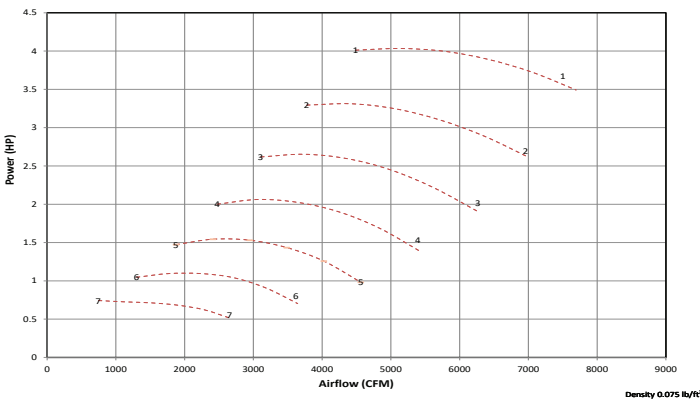
3500 RPM	C9		C10	
	% WOV	LwA	% WOV	LwA
35°	0	100	0	100
	50	99	50	99
	100	99	100	99
30°	0	99	0	99
	50	98	50	97
	100	98	100	99
25°	0	97	0	98
	50	97	50	95
	100	98	100	98
20°	0	96	0	96
	50	95	50	95
	100	97	100	98
15°	0	94	0	95
	50	93	50	94
	100	97	100	98
10°	0	96	0	95
	50	95	50	97
	100	97	100	95
5°	0	97	0	98
	50	97	50	97
	100	97	100	96

## C9 (2900 RPM)



Performance shown is for installation type B: free inlet, ducted outlet. Performance ratings do not include the effects of appurtenances (accessories).

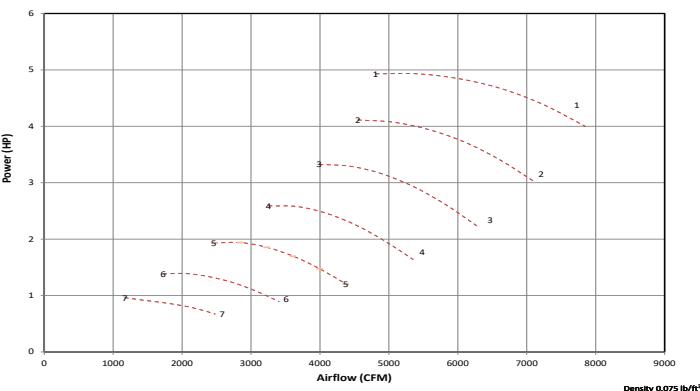
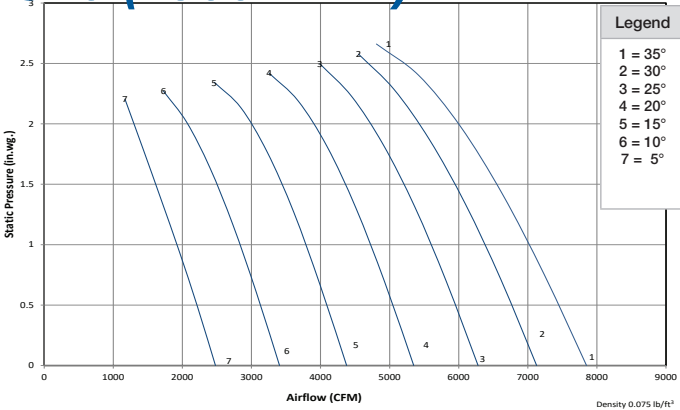
Sound power level ratings and A-weighted sound power ratings are shown in decibels, referred to 10<sup>-12</sup> watts, calculated per AMCA Standard 301. Values shown are for (inlet LWi or inlet LWiA) sound power levels for installation type B: free inlet, ducted outlet. The AMCA International Certified Ratings Seal for sound applies to LWA values only. dBA sound pressure values are weighted with 11.5 dB attenuation based on 5 feet from the fan in a hemispherical free field and are not licensed by AMCA International.



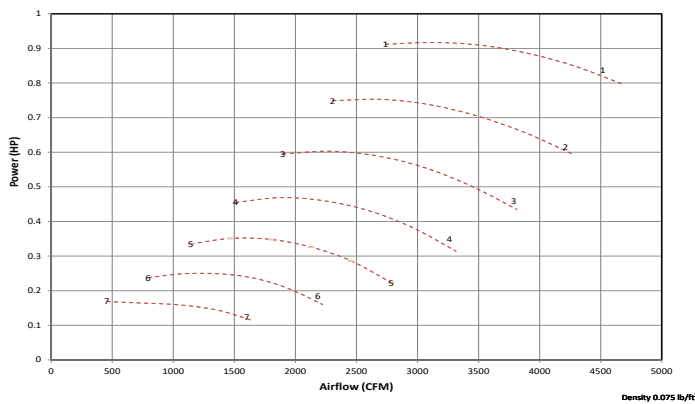
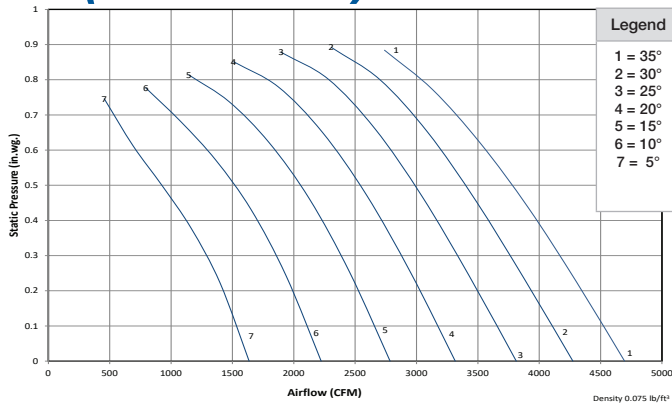
## Sound Data

2900 RPM	C9		C10	
	% WOV	LwA	% WOV	LwA
35°	0	94	0	95
	50	93	50	93
	100	92	100	93
30°	0	93	0	93
	50	92	50	91
	100	92	100	93
25°	0	92	0	92
	50	91	50	90
	100	92	100	93
20°	0	90	0	91
	50	89	50	89
	100	91	100	92
15°	0	89	0	90
	50	88	50	89
	100	91	100	92
10°	0	90	0	91
	50	89	50	90
	100	91	100	91
5°	0	92	0	93
	50	92	50	91
	100	91	100	90

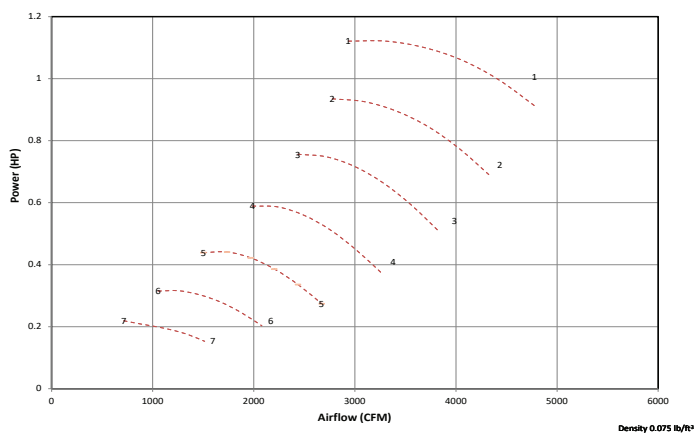
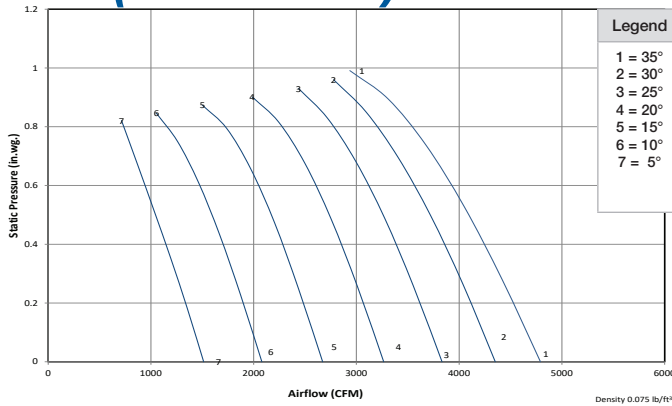
## C10 (2900 RPM)



## C9 (1770 RPM)



## C10 (1770 RPM)



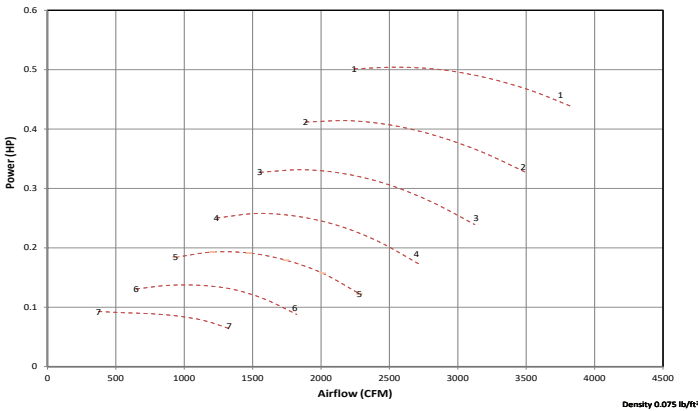
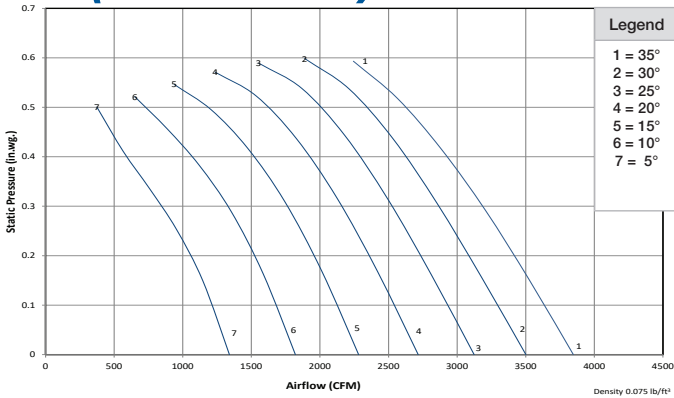
Performance shown is for installation type B: free inlet, ducted outlet. Performance ratings do not include the effects of appurtenances (accessories).

Sound power level ratings and A-weighted sound power ratings are shown in decibels, referred to 10<sup>-12</sup> watts, calculated per AMCA Standard 301. Values shown are for (inlet LWi or inlet LWiA) sound power levels for installation type B: free inlet, ducted outlet. The AMCA International Certified Ratings Seal for sound applies to LWA values only. dBA sound pressure values are weighted with 11.5 dB attenuation based on 5 feet from the fan in a hemispherical free field and are not licensed by AMCA International.

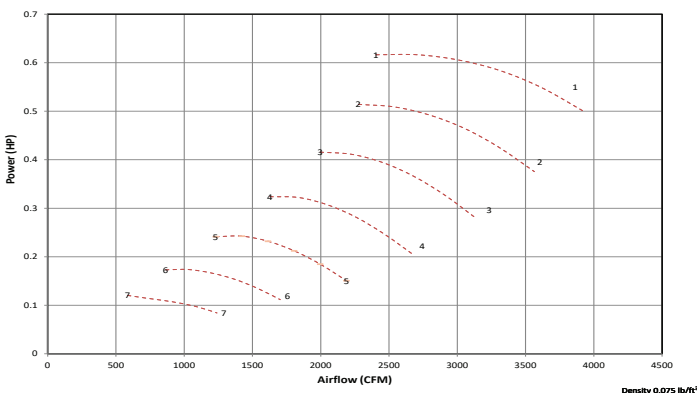
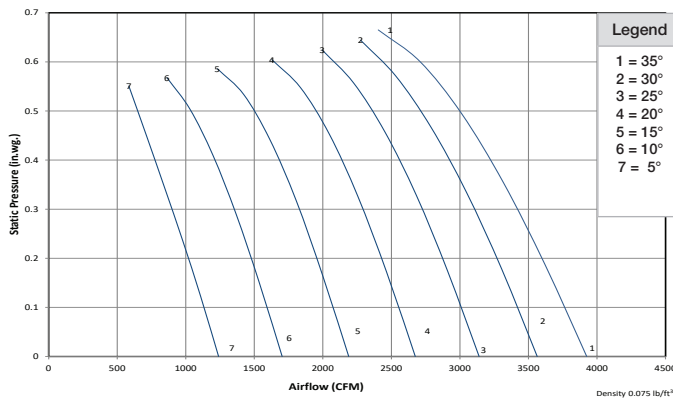
### Sound Data

1770 RPM	C9		C10		
	Blade Pitch	% WOV	LwA	% WOV	LwA
35°	0		81	0	82
	50		79	50	80
	100		79	100	80
30°	0		80	0	80
	50		78	50	78
	100		79	100	80
25°	0		79	0	79
	50		77	50	76
	100		78	100	79
20°	0		78	0	78
	50		76	50	76
	100		78	100	79
15°	0		76	0	77
	50		74	50	76
	100		78	100	79
10°	0		78	0	79
	50		76	50	77
	100		78	100	78
5°	0		79	0	80
	50		79	50	78
	100		77	100	77

## C9 (1450 RPM)



## C10 (1450 RPM)



Performance shown is for installation type B: free inlet, ducted outlet. Performance ratings do not include the effects of appurtenances (accessories).

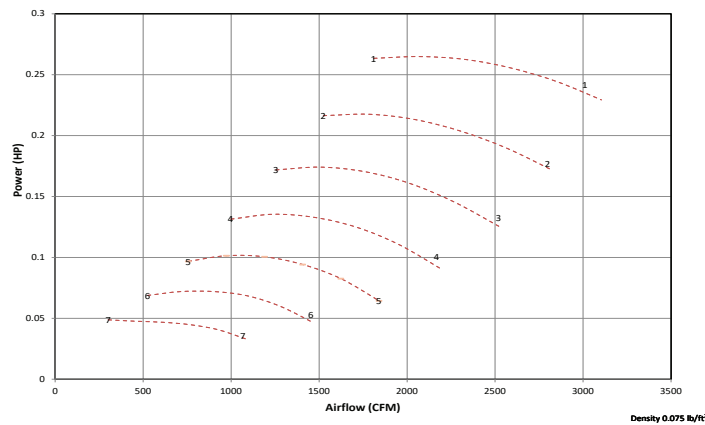
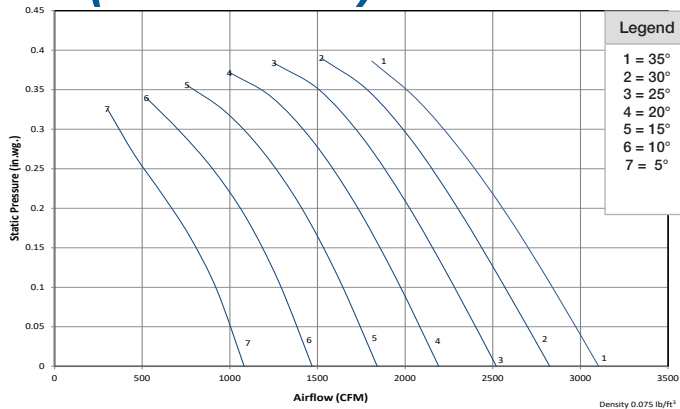
Sound power level ratings and A-weighted sound power ratings are shown in decibels, referred to 10<sup>-12</sup> watts, calculated per AMCA Standard 301. Values shown are for (inlet LWi or inlet LWiA) sound power levels for installation type B: free inlet, ducted outlet. The AMCA International Certified Ratings Seal for sound applies to LWA values only. dBA sound pressure values are weighted with 11.5 dB attenuation based on 5 feet from the fan in a hemispherical free field and are not licensed by AMCA International.

### Sound Data

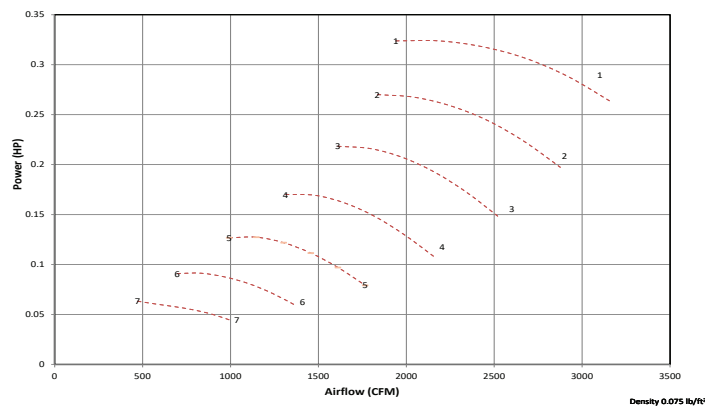
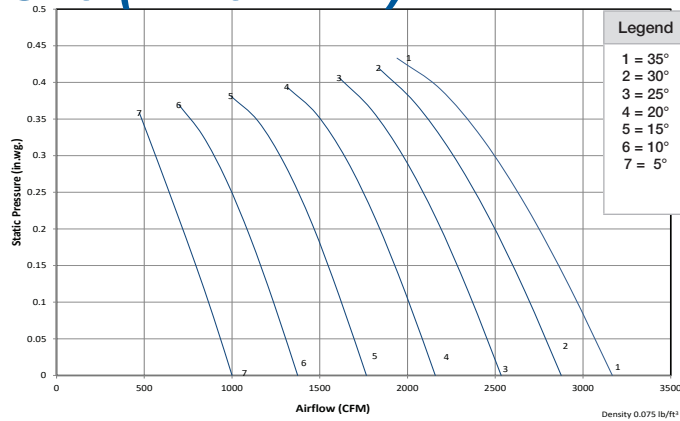
1450 RPM	C9		C10	
	% WOV	LwA	% WOV	LwA
35°	0	75	0	76
	50	74	50	75
	100	74	100	75
30°	0	74	0	75
	50	73	50	73
	100	73	100	74
25°	0	74	0	74
	50	72	50	71
	100	73	100	74
20°	0	72	0	73
	50	70	50	71
	100	72	100	74
15°	0	71	0	72
	50	69	50	71
	100	72	100	74
10°	0	73	0	74
	50	71	50	72
	100	72	100	73
5°	0	74	0	75
	50	74	50	73
	100	72	100	71



## C9 (1170 RPM)



## C10 (1170 RPM)



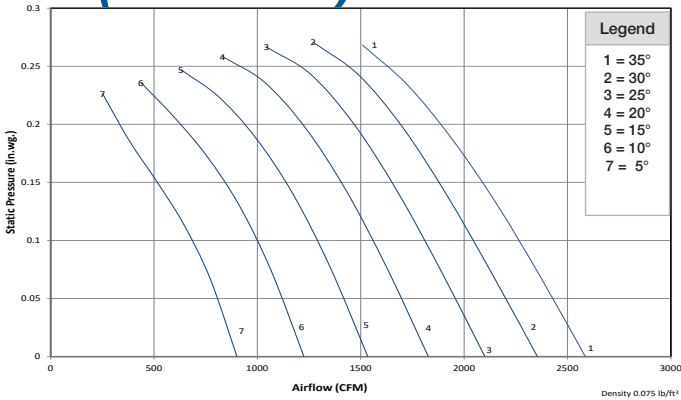
Performance shown is for installation type B: free inlet, ducted outlet. Performance ratings do not include the effects of appurtenances (accessories).

Sound power level ratings and A-weighted sound power ratings are shown in decibels, referred to 10<sup>-12</sup> watts, calculated per AMCA Standard 301. Values shown are for (inlet LWi or inlet LWiA) sound power levels for installation type B: free inlet, ducted outlet. The AMCA International Certified Ratings Seal for sound applies to LWA values only. dBA sound pressure values are weighted with 11.5 dB attenuation based on 5 feet from the fan in a hemispherical free field and are not licensed by AMCA International.

### Sound Data

1170 RPM	C9		C10		
	Blade Pitch	% WOV	LwA	% WOV	LwA
35°	0		69	0	70
	50		68	50	69
	100		67	100	69
30°	0		68	0	69
	50		67	50	67
	100		67	100	68
25°	0		68	0	68
	50		66	50	65
	100		67	100	68
20°	0		67	0	67
	50		64	50	65
	100		66	100	68
15°	0		65	0	67
	50		63	50	65
	100		66	100	68
10°	0		67	0	68
	50		65	50	66
	100		66	100	66
5°	0		68	0	70
	50		68	50	67
	100		66	100	65

## C9 (975 RPM)



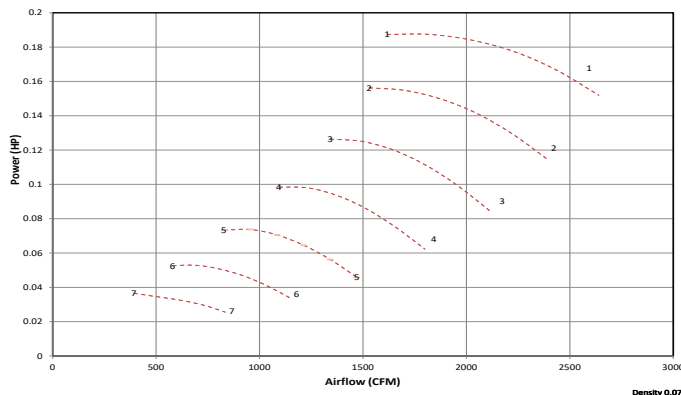
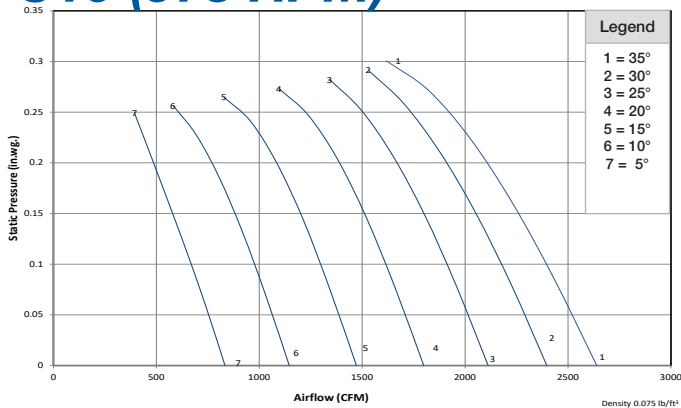
Performance shown is for installation type B: free inlet, ducted outlet. Performance ratings do not include the effects of appurtenances (accessories).

Sound power level ratings and A-weighted sound power ratings are shown in decibels, referred to 10<sup>-12</sup> watts, calculated per AMCA Standard 301. Values shown are for (inlet LWi or inlet LWiA) sound power levels for installation type B: free inlet, ducted outlet. The AMCA International Certified Ratings Seal for sound applies to LWA values only. dBA sound pressure values are weighted with 11.5 dB attenuation based on 5 feet from the fan in a hemispherical free field and are not licensed by AMCA International.

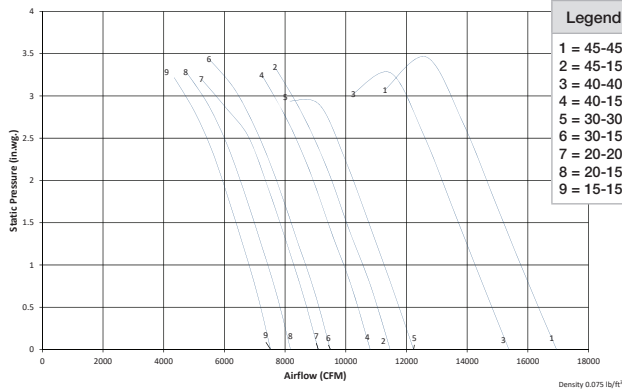
## Sound Data

975 RPM	C9		C10	
	% WOV	LwA	% WOV	LwA
35°	0	65	0	66
	50	64	50	65
	100	64	100	65
30°	0	64	0	65
	50	63	50	63
	100	63	100	64
25°	0	64	0	64
	50	62	50	61
	100	63	100	64
20°	0	63	0	63
	50	60	50	61
	100	62	100	64
15°	0	61	0	63
	50	58	50	61
	100	62	100	64
10°	0	63	0	64
	50	61	50	62
	100	61	100	62
5°	0	64	0	66
	50	64	50	62
	100	61	100	61

## C10 (975 RPM)



## W2 (3500 RPM)



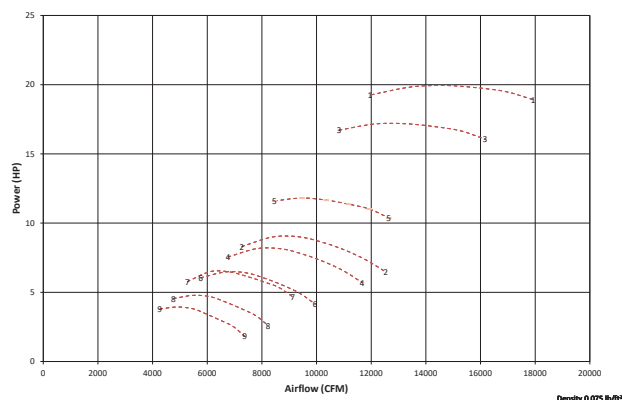
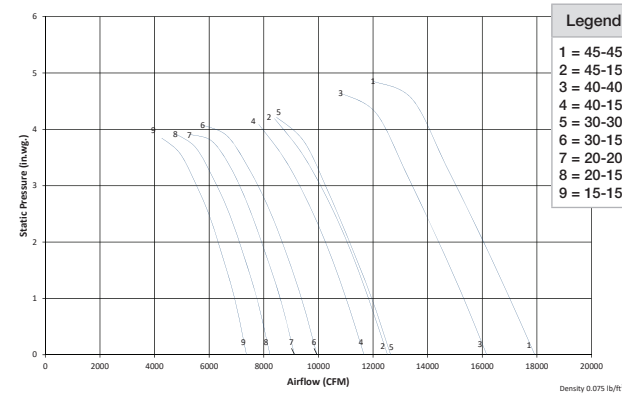
Performance shown is for installation type B: free inlet, ducted outlet. Performance ratings do not include the effects of appurtenances (accessories).

Sound power level ratings and A-weighted sound power ratings are shown in decibels, referred to 10<sup>-12</sup> watts, calculated per AMCA Standard 301. Values shown are for (inlet LWi or inlet LWiA) sound power levels for installation type B: free inlet, ducted outlet. The AMCA International Certified Ratings Seal for sound applies to LWA values only. dBA sound pressure values are weighted with 11.5 dB attenuation based on 5 feet from the fan in a hemispherical free field and are not licensed by AMCA International.

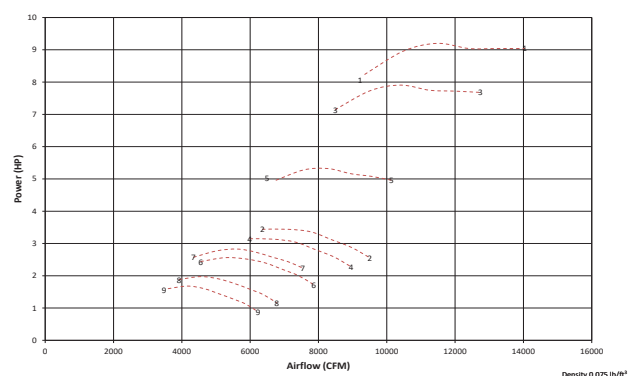
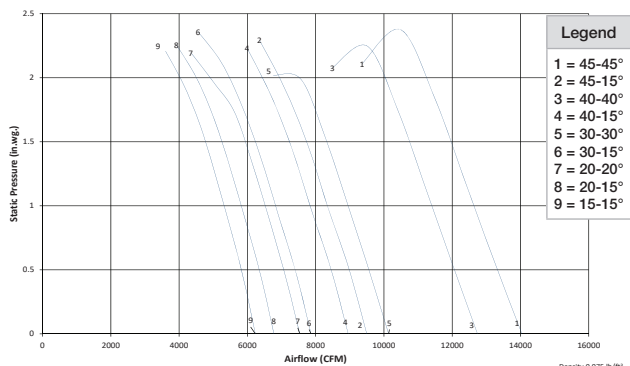
### Sound Data

3500 RPM Blade Pitch	W2		W4	
	% WOV	LwA	% WOV	LwA
45-45°	100	107	100	104
	95	107	96	105
	78	106	75	105
45-15°	100	106	100	104
	95	107	98	104
40-40°	100	103	100	103
	95	103	96	104
40-15°	100	101	100	102
	93	101	98	102
30-30°	100	101	100	99
	93	101	97	100
30-15°	100	100	100	101
	74	103	77	101
20-20°	100	99	100	98
	93	99	96	98
20-15°	100	98	100	100
	69	101	75	97
15-15°	100	98	100	98
	74	102	75	99

## W4 (3500 RPM)



## W2 (2900 RPM)



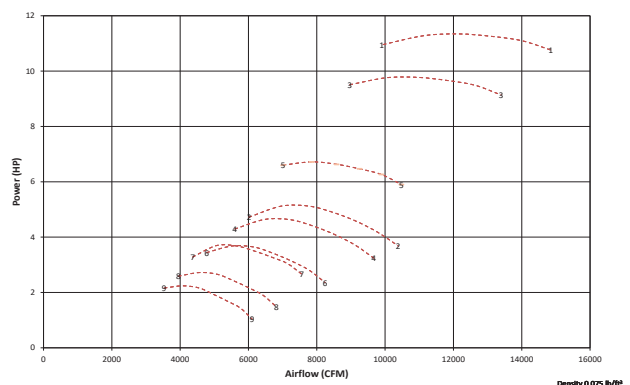
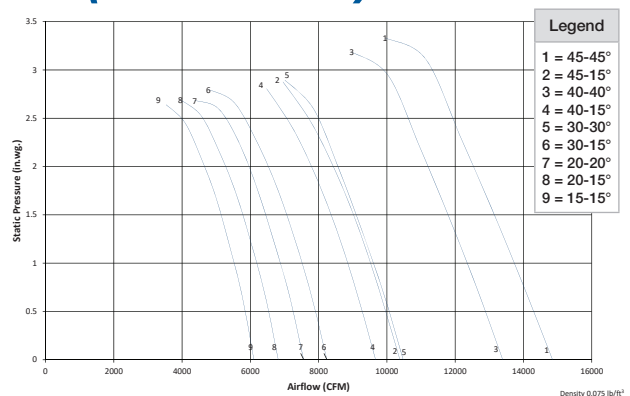
Performance shown is for installation type B: free inlet, ducted outlet. Performance ratings do not include the effects of appurtenances (accessories).

Sound power level ratings and A-weighted sound power ratings are shown in decibels, referred to 10<sup>-12</sup> watts, calculated per AMCA Standard 301. Values shown are for (inlet LWi or inlet LWiA) sound power levels for installation type B: free inlet, ducted outlet. The AMCA International Certified Ratings Seal for sound applies to LWA values only. dBA sound pressure values are weighted with 11.5 dB attenuation based on 5 feet from the fan in a hemispherical free field and are not licensed by AMCA International.

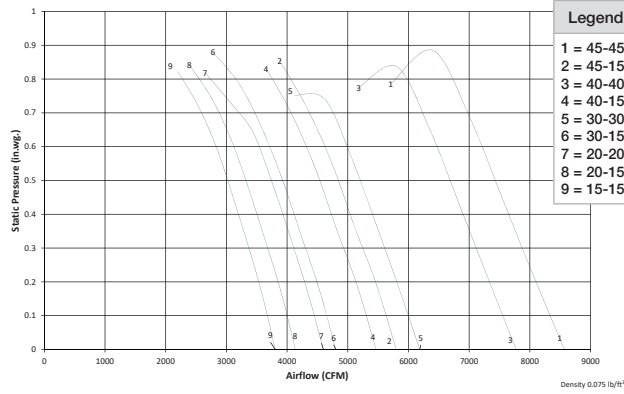
### Sound Data

2900 RPM	W2		W4	
	% WOV	LwA	% WOV	LwA
45-45°	100	102	100	100
	95	102	96	101
	78	101	75	101
45-15°	100	102	100	100
	95	103	98	100
	78	101	71	101
40-40°	100	99	100	99
	95	99	96	99
	78	99	73	100
40-15°	100	97	100	97
	93	97	98	97
	72	96	80	96
30-30°	100	97	100	95
	93	96	97	95
	74	99	77	97
30-15°	100	96	100	97
	93	95	96	96
	66	100	72	97
20-20°	100	95	100	94
	93	95	96	93
	69	97	75	93
20-15°	100	94	100	96
	92	94	95	94
	68	95	77	96
15-15°	100	94	100	94
	93	93	96	93
	74	97	75	95

## W4 (2900 RPM)

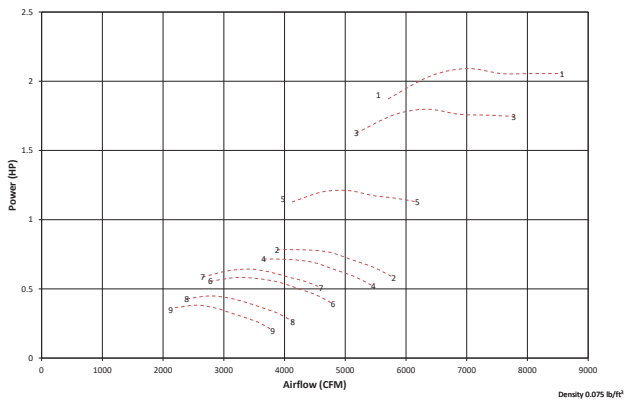


## W2 (1770 RPM)



Performance shown is for installation type B: free inlet, ducted outlet. Performance ratings do not include the effects of appurtenances (accessories).

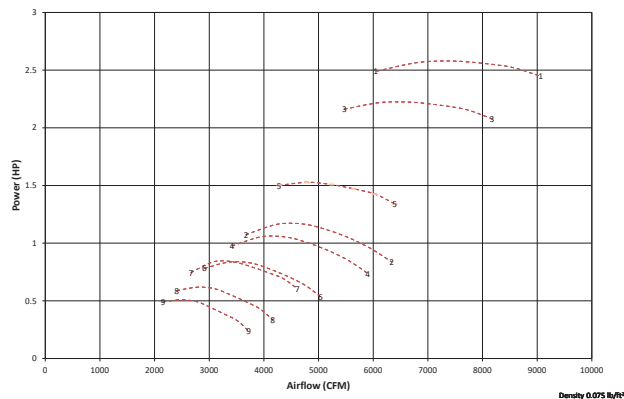
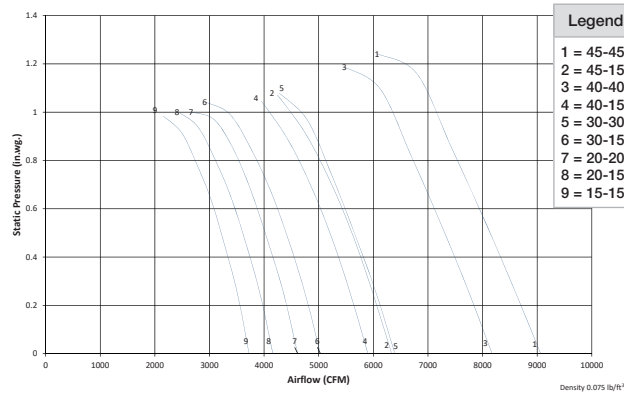
Sound power level ratings and A-weighted sound power ratings are shown in decibels, referred to 10<sup>-12</sup> watts, calculated per AMCA Standard 301. Values shown are for (inlet LWi or inlet LWiA) sound power levels for installation type B: free inlet, ducted outlet. The AMCA International Certified Ratings Seal for sound applies to LWA values only. dBA sound pressure values are weighted with 11.5 dB attenuation based on 5 feet from the fan in a hemispherical free field and are not licensed by AMCA International.



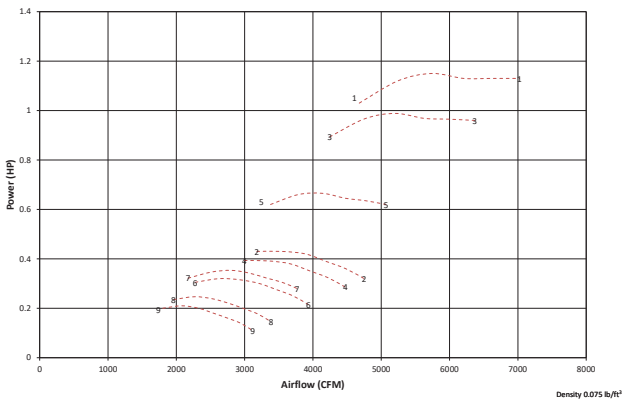
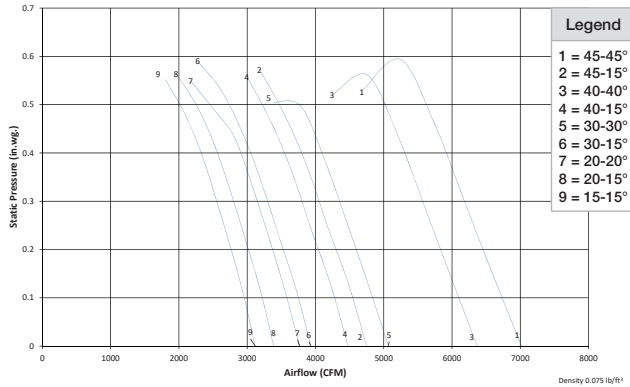
## Sound Data

1770 RPM Blade Pitch	W2		W4	
	% WOV	LwA	% WOV	LwA
45-45°	100	92	100	90
	95	92	96	91
	78	91	75	91
45-15°	100	92	100	90
	95	93	98	90
40-40°	100	89	100	89
	95	89	96	89
40-15°	100	86	100	86
	93	86	98	86
30-30°	100	86	100	84
	93	86	97	84
30-15°	100	86	100	86
	74	88	77	87
20-20°	100	85	100	83
	93	85	96	82
20-15°	100	83	100	85
	69	87	75	82
15-15°	100	83	100	83
	92	83	95	84
	100	83	100	83
	74	86	75	84

## W4 (1770 RPM)



## W2 (1450 RPM)



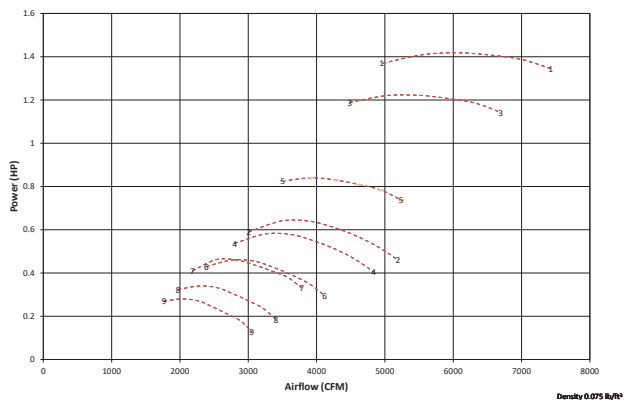
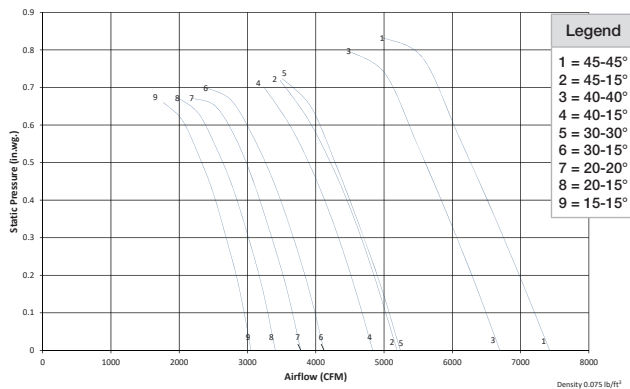
Performance shown is for installation type B: free inlet, ducted outlet. Performance ratings do not include the effects of appurtenances (accessories).

Sound power level ratings and A-weighted sound power ratings are shown in decibels, referred to 10<sup>-12</sup> watts, calculated per AMCA Standard 301. Values shown are for (inlet LWi or inlet LWiA) sound power levels for installation type B: free inlet, ducted outlet. The AMCA International Certified Ratings Seal for sound applies to LWA values only. dBA sound pressure values are weighted with 11.5 dB attenuation based on 5 feet from the fan in a hemispherical free field and are not licensed by AMCA International.

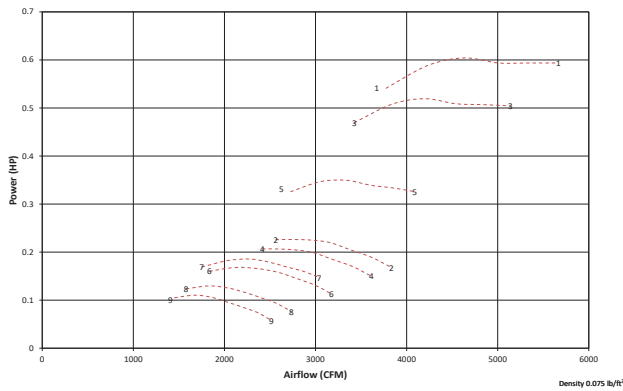
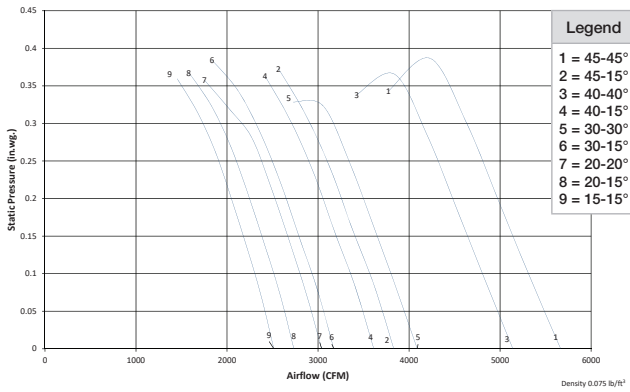
### Sound Data

1450 RPM	W2		W4	
	% WOV	LwA	% WOV	LwA
45-45°	100	87	100	85
	95	87	96	86
	78	86	75	86
45-15°	100	87	100	85
	95	87	98	85
	78	86	71	86
40-40°	100	84	100	84
	95	84	96	84
	78	84	73	85
40-15°	100	72	100	81
	93	72	98	81
	72	71	80	80
30-30°	100	81	100	80
	93	81	97	79
	74	83	77	82
30-15°	100	80	100	80
	93	79	91	79
	66	83	72	81
20-20°	100	79	100	83
	93	79	96	83
	69	82	75	82
20-15°	100	78	100	80
	92	78	95	79
	68	80	77	80
15-15°	100	78	100	78
	93	78	96	78
	74	81	75	79

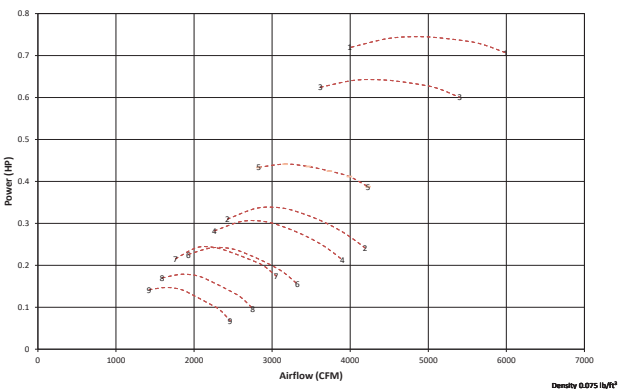
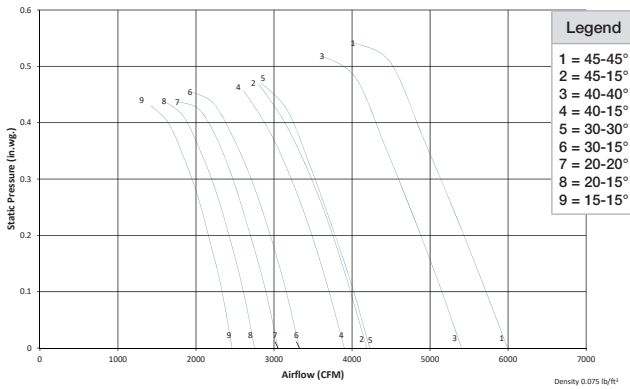
## W4 (1450 RPM)



## W2 (1170 RPM)



## W4 (1170 RPM)



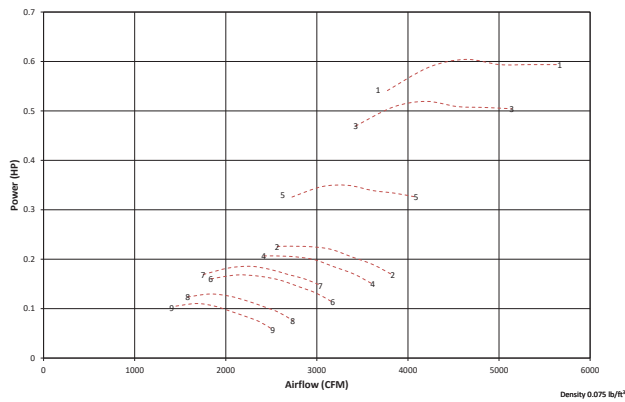
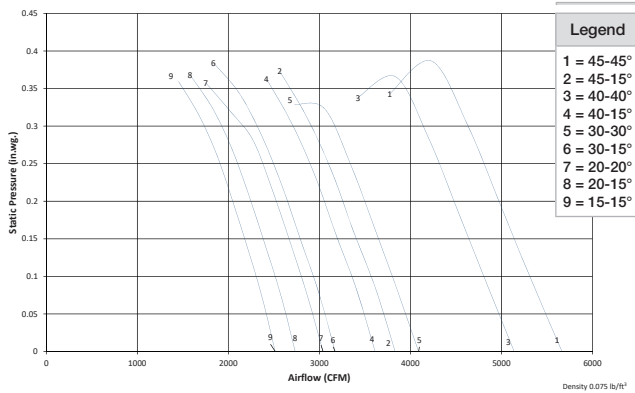
Performance shown is for installation type B: free inlet, ducted outlet. Performance ratings do not include the effects of appurtenances (accessories).

Sound power level ratings and A-weighted sound power ratings are shown in decibels, referred to 10<sup>-12</sup> watts, calculated per AMCA Standard 301. Values shown are for (inlet LWi or inlet LWiA) sound power levels for installation type B: free inlet, ducted outlet. The AMCA International Certified Ratings Seal for sound applies to LWA values only. dBA sound pressure values are weighted with 11.5 dB attenuation based on 5 feet from the fan in a hemispherical free field and are not licensed by AMCA International.

### Sound Data

1170 RPM	W2		W4		
	Blade Pitch	% WOV	LwA	% WOV	LwA
45-45°		100	82	100	81
		95	83	96	81
		78	81	75	82
45-15°		100	83	100	80
		95	83	98	80
		78	81	71	81
40-40°		100	79	100	79
		95	79	96	79
		78	80	73	81
40-15°		100	76	100	76
		93	76	98	76
		72	76	80	75
30-30°		100	76	100	75
		93	76	97	75
		74	79	77	77
30-15°		100	75	100	75
		93	75	91	75
		66	78	72	76
20-20°		100	74	100	78
		93	75	96	78
		69	77	75	78
20-15°		100	74	100	75
		92	74	95	74
		68	75	77	75
15-15°		100	73	100	73
		93	73	96	73
		74	76	75	74

## W2 (975 RPM)



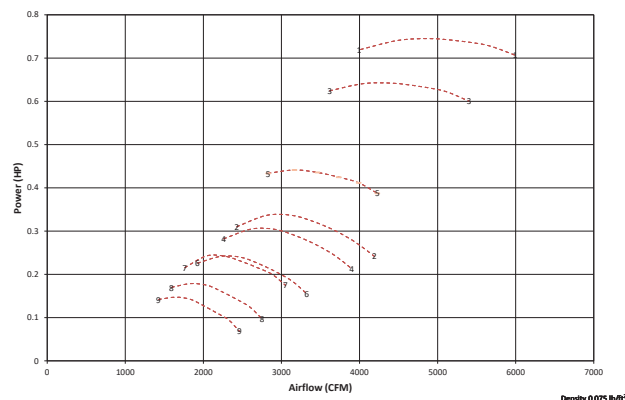
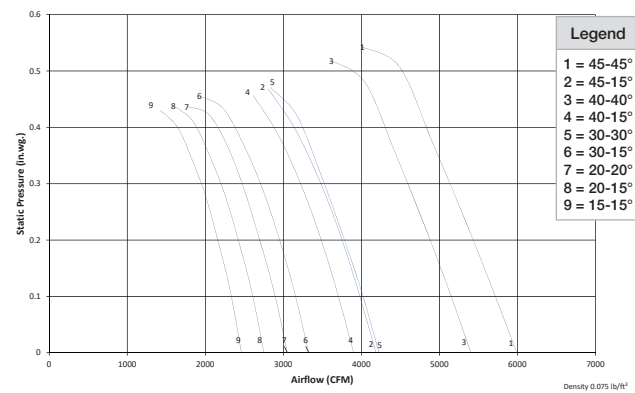
Performance shown is for installation type B: free inlet, ducted outlet. Performance ratings do not include the effects of appurtenances (accessories).

Sound power level ratings and A-weighted sound power ratings are shown in decibels, referred to 10<sup>-12</sup> watts, calculated per AMCA Standard 301. Values shown are for (inlet LWi or inlet LWiA) sound power levels for installation type B: free inlet, ducted outlet. The AMCA International Certified Ratings Seal for sound applies to LWA values only. dBA sound pressure values are weighted with 11.5 dB attenuation based on 5 feet from the fan in a hemispherical free field and are not licensed by AMCA International.

## Sound Data

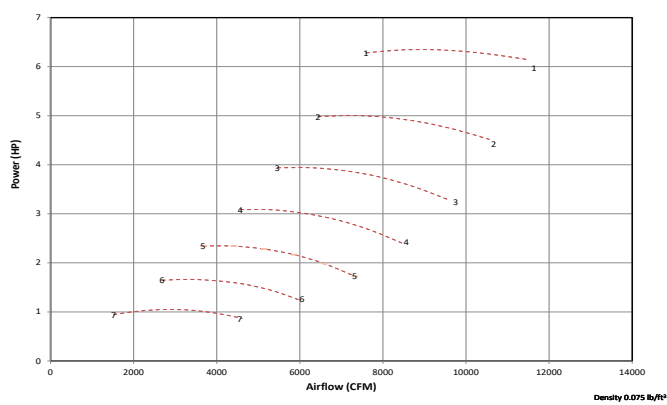
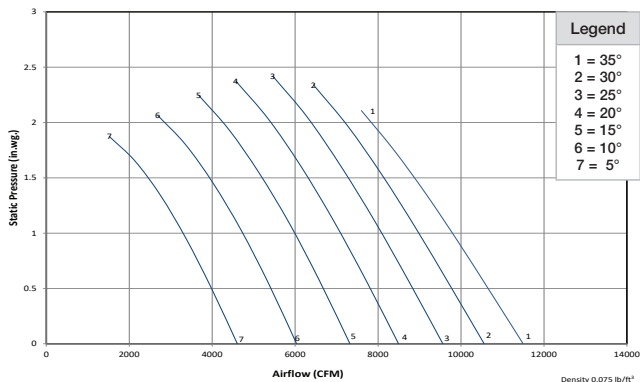
975 RPM	W2		W4	
	% WOV	LwA	% WOV	LwA
45-45°	100	78	100	76
	95	78	96	77
	78	77	75	78
45-15°	100	78	100	76
	95	78	98	76
40-40°	100	75	100	75
	95	75	96	75
	78	76	73	76
40-15°	100	81	100	72
	93	81	98	72
	72	80	80	71
30-30°	100	72	100	70
	93	72	97	70
30-15°	100	74	77	73
	100	70	100	71
	93	70	91	70
20-20°	100	73	72	72
	100	70	100	74
	93	70	96	73
20-15°	69	73	75	74
	100	69	100	70
	92	69	95	69
15-15°	68	71	77	71
	100	69	100	69
	93	68	96	68
	74	71	75	69

## W4 (975 RPM)

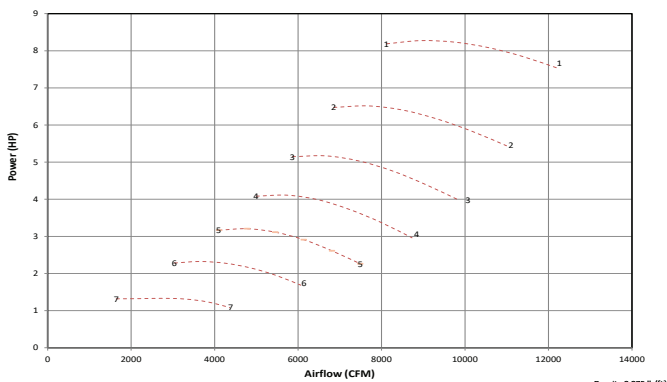
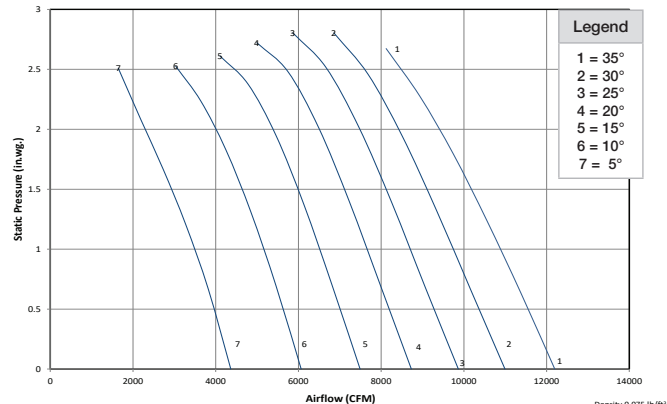




## C7 (2900 RPM)



## C8 (2900 RPM)



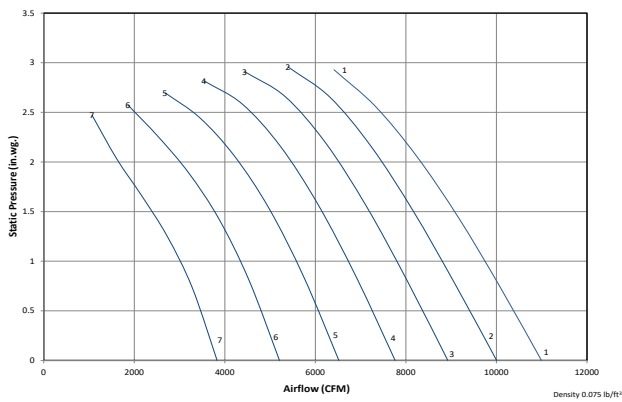
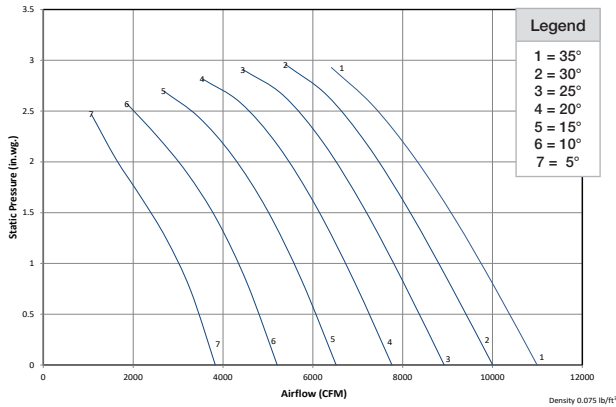
Performance shown is for installation type B: free inlet, ducted outlet. Performance ratings do not include the effects of appurtenances (accessories).

Sound power level ratings and A-weighted sound power ratings are shown in decibels, referred to 10<sup>-12</sup> watts, calculated per AMCA Standard 301. Values shown are for (inlet LWi or inlet LWiA) sound power levels for installation type B: free inlet, ducted outlet. The AMCA International Certified Ratings Seal for sound applies to LWA values only. dBA sound pressure values are weighted with 11.5 dB attenuation based on 5 feet from the fan in a hemispherical free field and are not licensed by AMCA International.

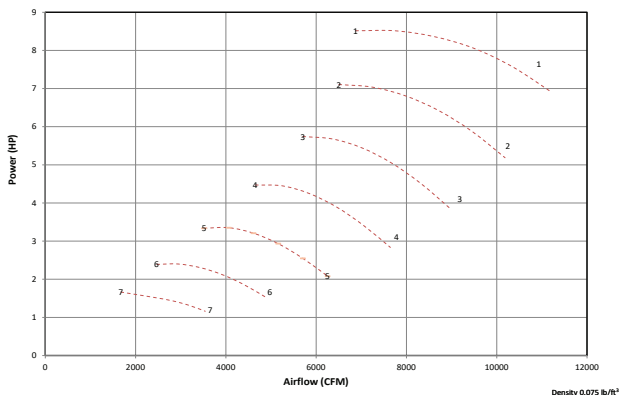
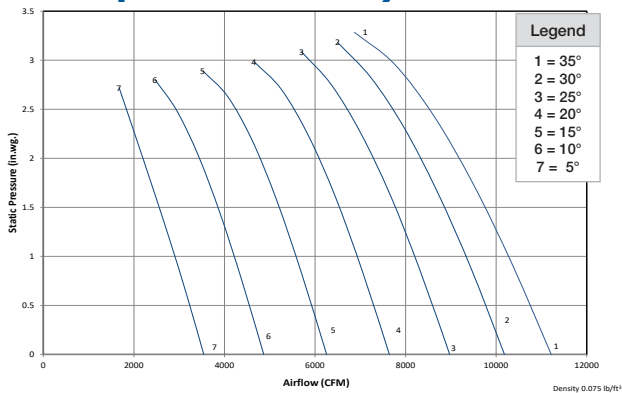
### Sound Data

2900 RPM	C7		C8	
	% WOV	LwA	% WOV	LwA
35°	0	98	0	99
	50	97	50	99
	100	97	100	98
30°	0	97	0	99
	50	96	50	98
	100	95	100	96
25°	0	96	0	97
	50	94	50	96
	100	94	100	95
20°	0	95	0	97
	50	94	50	95
	100	96	100	96
15°	0	95	0	96
	50	93	50	95
	100	97	100	97
10°	0	95	0	97
	50	95	50	96
	100	97	100	97
5°	0	95	0	98
	50	97	50	97
	100	97	100	98

## C9 (2900 RPM)



## C10 (2900 RPM)

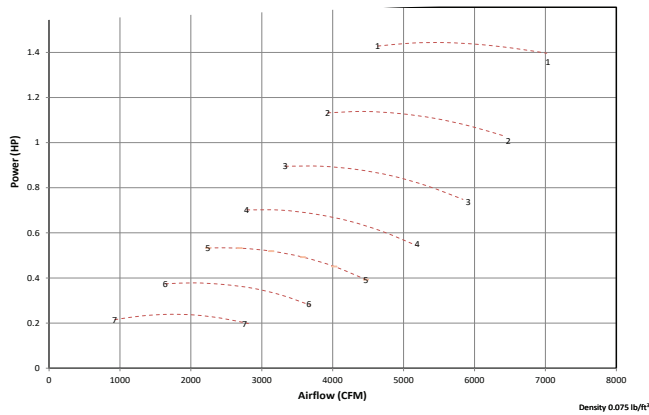
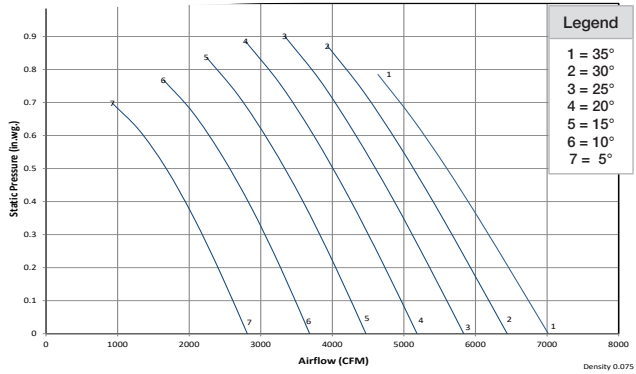


Performance shown is for installation type B: free inlet, ducted outlet. Performance ratings do not include the effects of appurtenances (accessories).

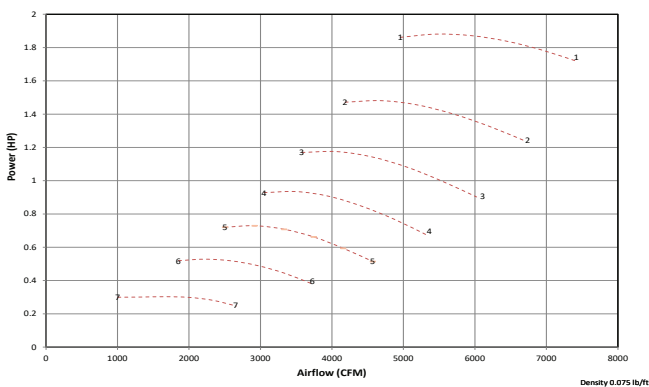
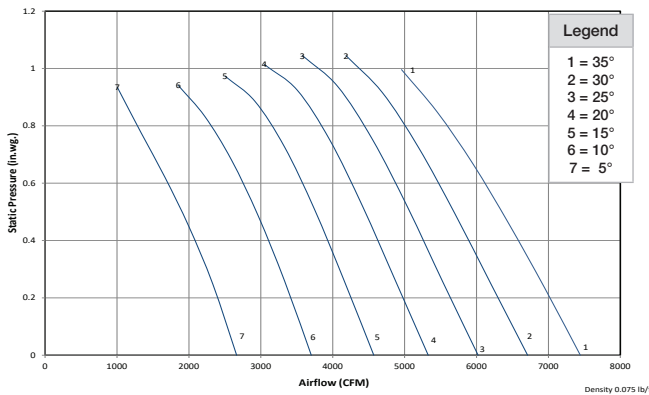
Sound power level ratings and A-weighted sound power ratings are shown in decibels, referred to 10<sup>-12</sup> watts, calculated per AMCA Standard 301. Values shown are for (inlet LWi or inlet LWiA) sound power levels for installation type B: free inlet, ducted outlet. The AMCA International Certified Ratings Seal for sound applies to LWA values only. dBA sound pressure values are weighted with 11.5 dB attenuation based on 5 feet from the fan in a hemispherical free field and are not licensed by AMCA International.

2900 RPM	C9		C10	
	% WOV	LwA	% WOV	LwA
35°	0	101	0	100
	50	99	50	99
	100	99	100	99
30°	0	99	0	99
	50	98	50	97
	100	99	100	99
25°	0	98	0	98
	50	97	50	95
	100	98	100	98
20°	0	96	0	97
	50	95	50	95
	100	98	100	98
15°	0	95	0	95
	50	94	50	94
	100	97	100	98
10°	0	96	0	97
	50	95	50	95
	100	97	100	97
5°	0	97	0	98
	50	97	50	96
	100	97	100	96

## C7 (1770 RPM)



## C8 (1770 RPM)



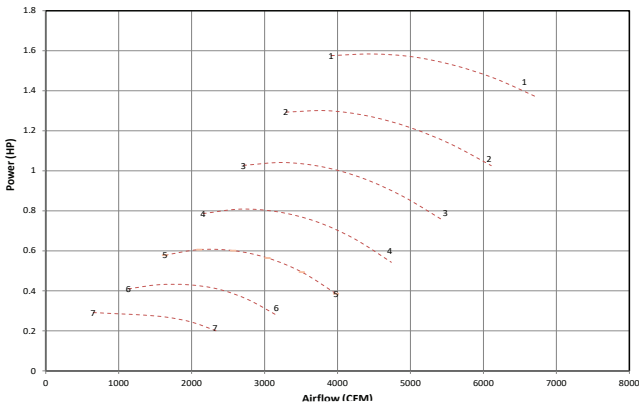
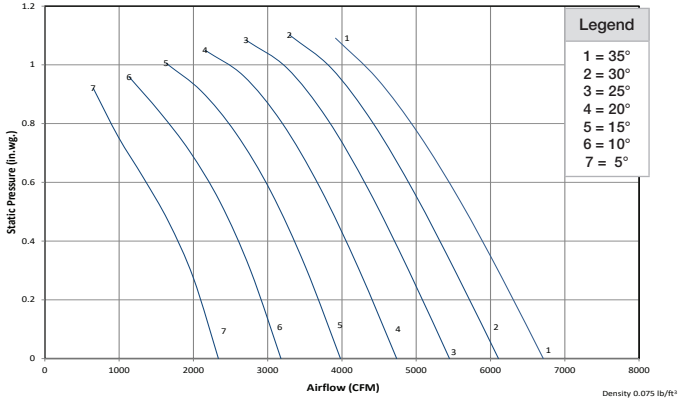
Performance shown is for installation type B: free inlet, ducted outlet. Performance ratings do not include the effects of appurtenances (accessories).

Sound power level ratings and A-weighted sound power ratings are shown in decibels, referred to 10<sup>-12</sup> watts, calculated per AMCA Standard 301. Values shown are for (inlet LWi or inlet LWiA) sound power levels for installation type B: free inlet, ducted outlet. The AMCA International Certified Ratings Seal for sound applies to LWA values only. dBA sound pressure values are weighted with 11.5 dB attenuation based on 5 feet from the fan in a hemispherical free field and are not licensed by AMCA International.

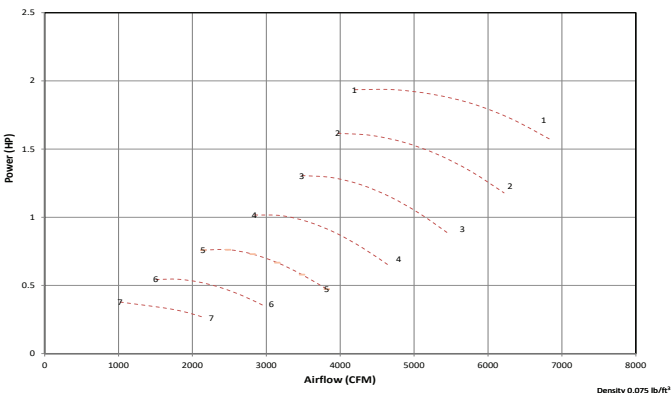
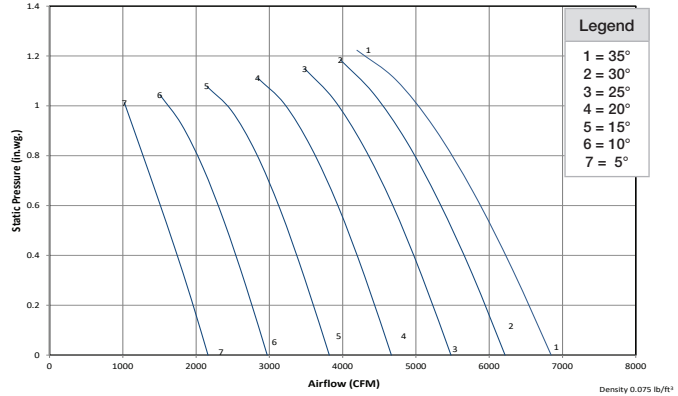
### Sound Data

1770 RPM Blade Pitch	C7		C8	
	% WOV	LwA	% WOV	LwA
35°	0	85	0	87
	50	84	50	86
	100	84	100	85
30°	0	84	0	86
	50	83	50	84
	100	83	100	84
25°	0	83	0	85
	50	82	50	83
	100	81	100	83
20°	0	82	0	84
	50	81	50	82
	100	83	100	83
15°	0	82	0	84
	50	80	50	82
	100	85	100	84
10°	0	83	0	85
	50	82	50	83
	100	84	100	85
5°	0	83	0	86
	50	84	50	85
	100	84	100	85

## C9 (1770 RPM)



## C10 (1770 RPM)

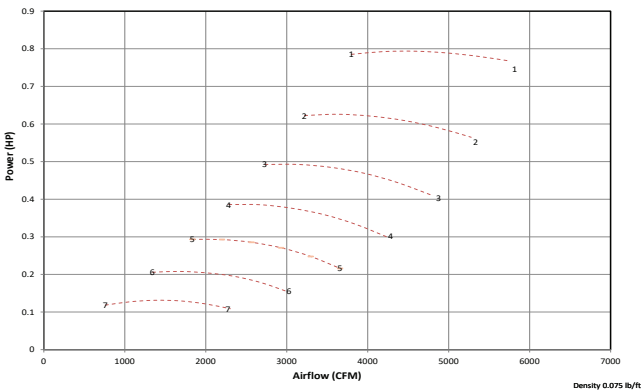
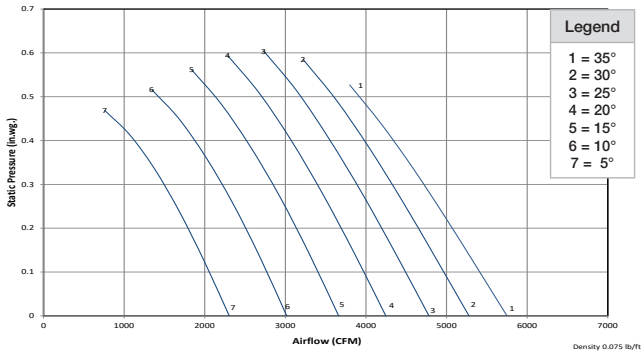


Performance shown is for installation type B: free inlet, ducted outlet. Performance ratings do not include the effects of appurtenances (accessories).

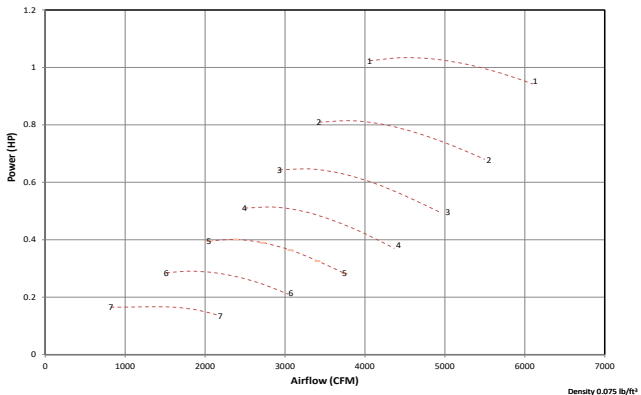
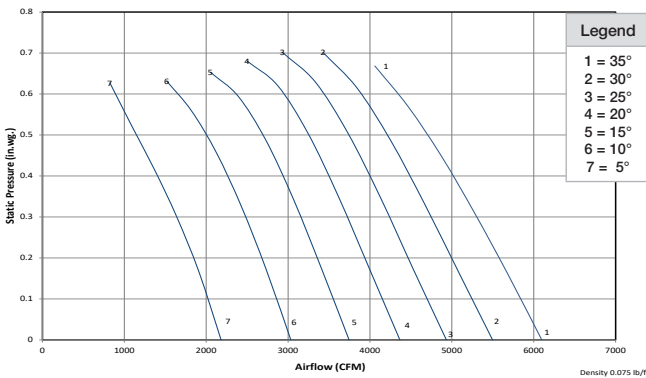
Sound power level ratings and A-weighted sound power ratings are shown in decibels, referred to 10<sup>-12</sup> watts, calculated per AMCA Standard 301. Values shown are for (inlet LWi or inlet LWiA) sound power levels for installation type B: free inlet, ducted outlet. The AMCA International Certified Ratings Seal for sound applies to LWA values only. dBA sound pressure values are weighted with 11.5 dB attenuation based on 5 feet from the fan in a hemispherical free field and are not licensed by AMCA International.

1770 RPM Blade Pitch	C9		C10	
	% WOV	LwA	% WOV	LwA
35°	0	86	0	87
	50	85	50	86
	100	84	100	86
30°	0	85	0	86
	50	84	50	84
	100	84	100	85
25°	0	85	0	85
	50	83	50	82
	100	84	100	85
20°	0	83	0	84
	50	81	50	82
	100	84	100	85
15°	0	82	0	83
	50	80	50	82
	100	83	100	85
10°	0	83	0	84
	50	82	50	82
	100	83	100	83
5°	0	85	0	86
	50	84	50	83
	100	83	100	82

## C7 (1450 RPM)



## C8 (1450 RPM)



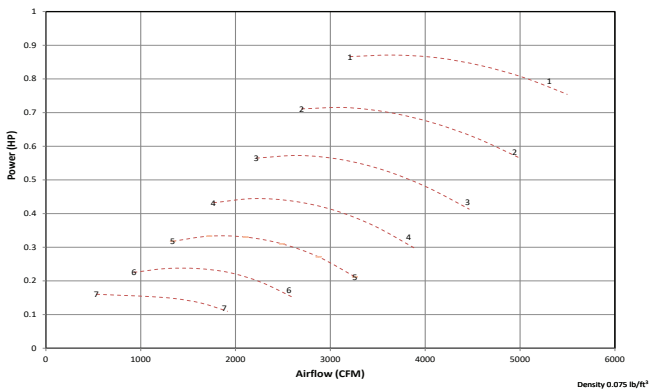
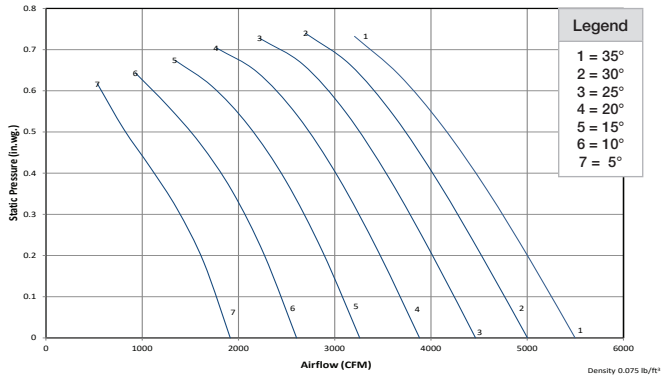
Performance shown is for installation type B: free inlet, ducted outlet. Performance ratings do not include the effects of appurtenances (accessories).

Sound power level ratings and A-weighted sound power ratings are shown in decibels, referred to 10<sup>-12</sup> watts, calculated per AMCA Standard 301. Values shown are for (inlet LWi or inlet LWiA) sound power levels for installation type B: free inlet, ducted outlet. The AMCA International Certified Ratings Seal for sound applies to LWA values only. dBA sound pressure values are weighted with 11.5 dB attenuation based on 5 feet from the fan in a hemispherical free field and are not licensed by AMCA International.

### Sound Data

1450 RPM	C7		C8	
	% WOV	LwA	% WOV	LwA
35°	0	80	0	81
	50	79	50	80
	100	79	100	80
30°	0	79	0	80
	50	78	50	79
	100	77	100	79
25°	0	78	0	79
	50	76	50	78
	100	76	100	77
20°	0	77	0	79
	50	76	50	77
	100	78	100	78
15°	0	77	0	79
	50	75	50	77
	100	79	100	79
10°	0	77	0	80
	50	77	50	78
	100	79	100	79
5°	0	78	0	81
	50	79	50	80
	100	79	100	80

## C9 (1450 RPM)

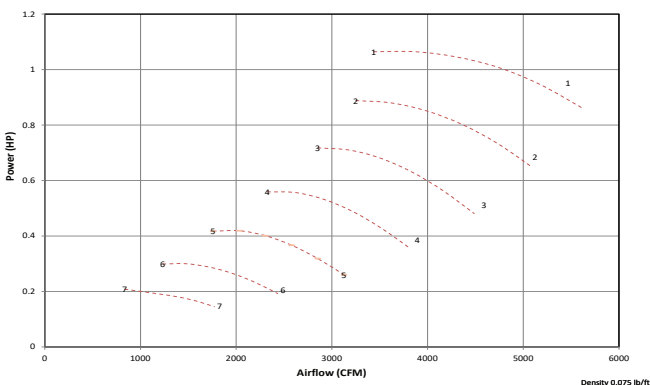
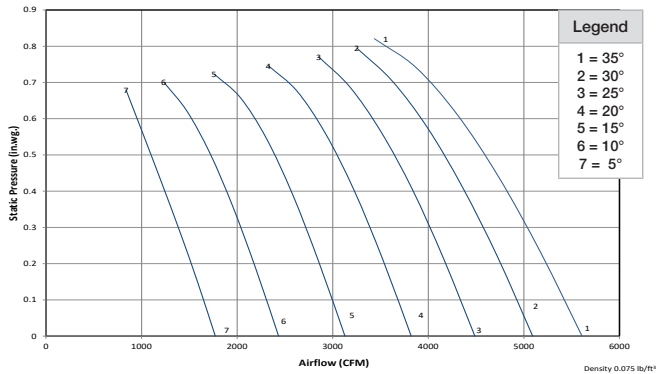


Performance shown is for installation type B: free inlet, ducted outlet. Performance ratings do not include the effects of appurtenances (accessories).

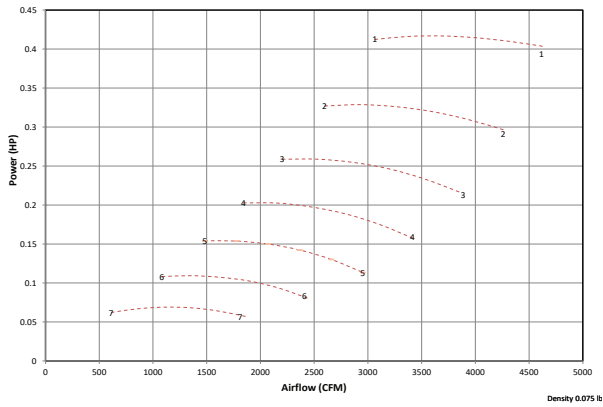
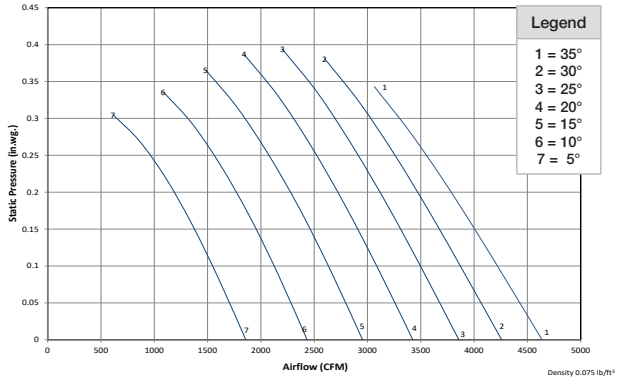
Sound power level ratings and A-weighted sound power ratings are shown in decibels, referred to 10<sup>-12</sup> watts, calculated per AMCA Standard 301. Values shown are for (inlet LWi or inlet LWiA) sound power levels for installation type B: free inlet, ducted outlet. The AMCA International Certified Ratings Seal for sound applies to LWA values only. dBA sound pressure values are weighted with 11.5 dB attenuation based on 5 feet from the fan in a hemispherical free field and are not licensed by AMCA International.

1450 RPM Blade Pitch	C9		C10	
	% WOV	LwA	% WOV	LwA
35°	0	81	0	82
	50	80	50	80
	100	80	100	80
30°	0	80	0	81
	50	79	50	78
	100	79	100	80
25°	0	79	0	80
	50	78	50	77
	100	79	100	79
20°	0	78	0	79
	50	76	50	76
	100	78	100	79
15°	0	77	0	78
	50	74	50	76
	100	78	100	79
10°	0	78	0	79
	50	76	50	77
	100	78	100	78
5°	0	79	0	81
	50	79	50	78
	100	78	100	77

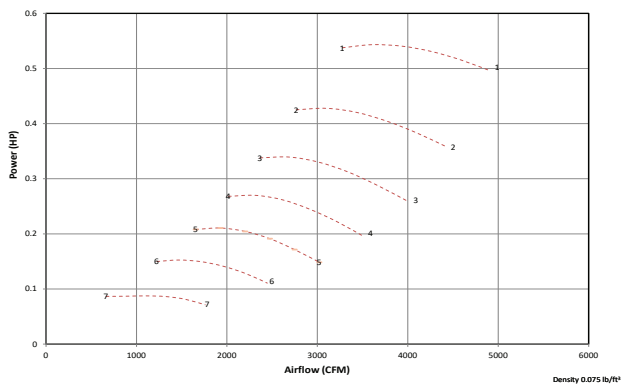
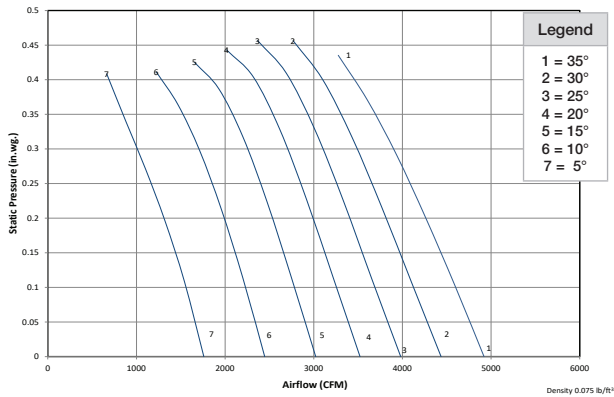
## C10 (1450 RPM)



## C7 (1170 RPM)



## C8 (1170 RPM)



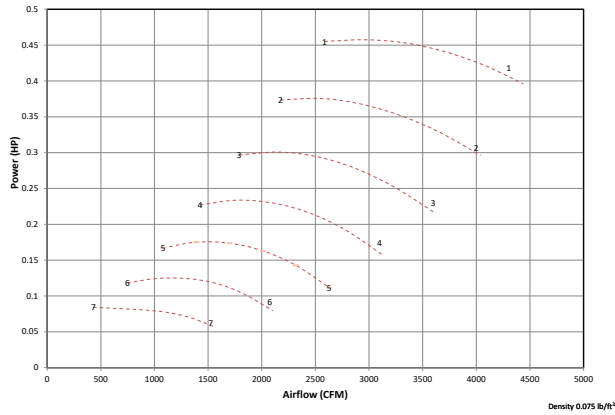
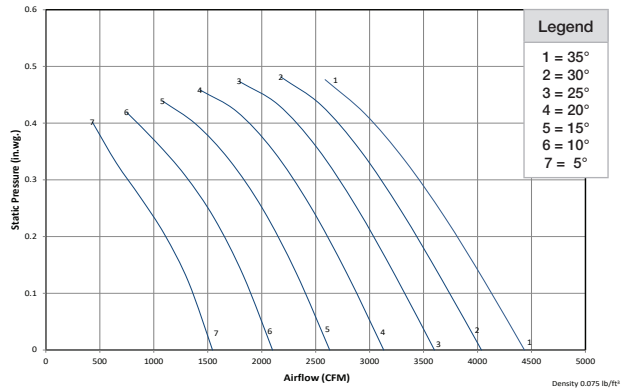
Performance shown is for installation type B: free inlet, ducted outlet. Performance ratings do not include the effects of appurtenances (accessories).

Sound power level ratings and A-weighted sound power ratings are shown in decibels, referred to 10<sup>-12</sup> watts, calculated per AMCA Standard 301. Values shown are for (inlet LWi or inlet LWiA) sound power levels for installation type B: free inlet, ducted outlet. The AMCA International Certified Ratings Seal for sound applies to LWA values only. dBA sound pressure values are weighted with 11.5 dB attenuation based on 5 feet from the fan in a hemispherical free field and are not licensed by AMCA International.

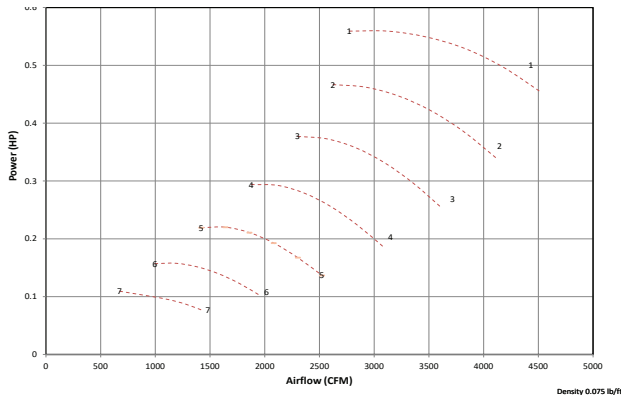
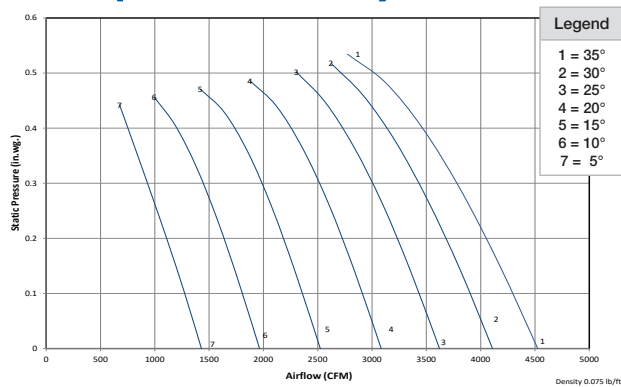
### Sound Data

1170 RPM	C7		C8	
	% WOV	LwA	% WOV	LwA
35°	0	74	0	76
	50	73	50	75
	100	73	100	74
30°	0	73	0	75
	50	72	50	73
	100	72	100	73
25°	0	72	0	74
	50	71	50	72
	100	70	100	72
20°	0	72	0	74
	50	70	50	72
	100	72	100	73
15°	0	71	0	73
	50	70	50	71
	100	74	100	73
10°	0	72	0	74
	50	71	50	73
	100	73	100	74
5°	0	73	0	75
	50	73	50	74
	100	73	100	74

## C9 (1170 RPM)



## C10 (1170 RPM)



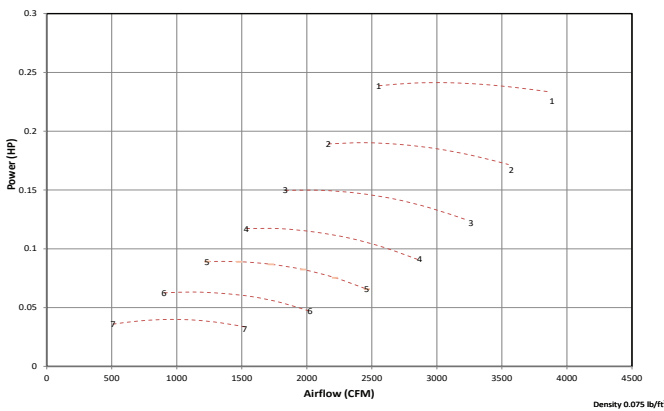
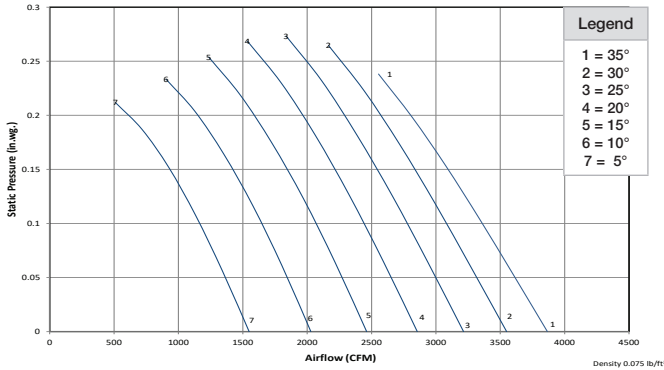
Performance shown is for installation type B: free inlet, ducted outlet. Performance ratings do not include the effects of appurtenances (accessories).

Sound power level ratings and A-weighted sound power ratings are shown in decibels, referred to 10<sup>-12</sup> watts, calculated per AMCA Standard 301. Values shown are for (inlet LWi or inlet LWiA) sound power levels for installation type B: free inlet, ducted outlet. The AMCA International Certified Ratings Seal for sound applies to LWA values only. dBA sound pressure values are weighted with 11.5 dB attenuation based on 5 feet from the fan in a hemispherical free field and are not licensed by AMCA International.

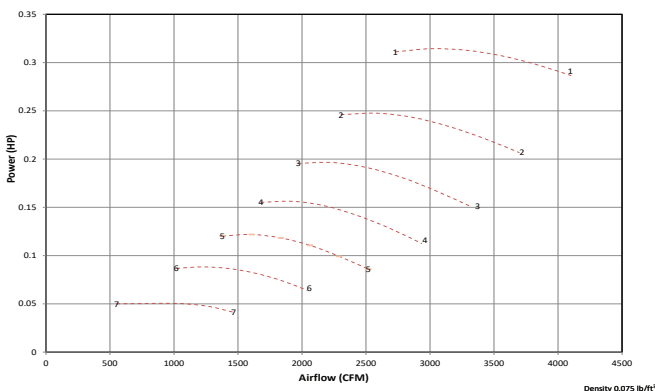
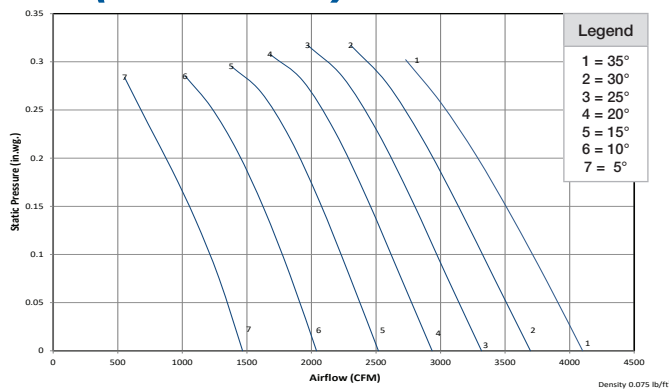
1170 RPM	C9		C10	
	% WOV	LwA	% WOV	LwA
35°	0	75	0	76
	50	74	50	75
	100	73	100	75
30°	0	74	0	75
	50	73	50	73
	100	73	100	74
25°	0	74	0	74
	50	72	50	71
	100	72	100	73
20°	0	72	0	73
	50	70	50	71
	100	72	100	73
15°	0	71	0	72
	50	68	50	71
	100	71	100	73
10°	0	72	0	74
	50	70	50	71
	100	71	100	72
5°	0	74	0	75
	50	73	50	72
	100	71	100	71



## C7 (975 RPM)



## C8 (975 RPM)



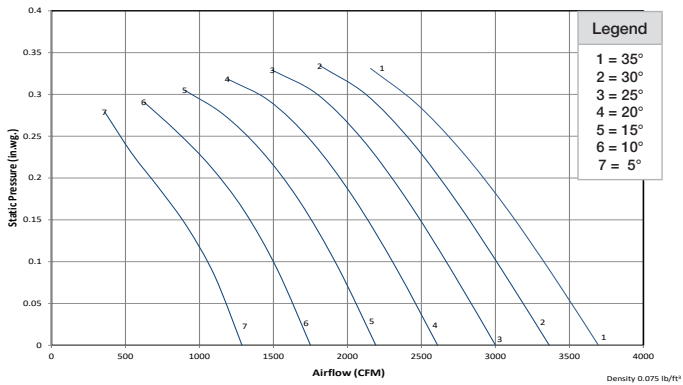
Performance shown is for installation type B: free inlet, ducted outlet. Performance ratings do not include the effects of appurtenances (accessories).

Sound power level ratings and A-weighted sound power ratings are shown in decibels, referred to 10<sup>-12</sup> watts, calculated per AMCA Standard 301. Values shown are for (inlet LWi or inlet LWiA) sound power levels for installation type B: free inlet, ducted outlet. The AMCA International Certified Ratings Seal for sound applies to LWA values only. dBA sound pressure values are weighted with 11.5 dB attenuation based on 5 feet from the fan in a hemispherical free field and are not licensed by AMCA International.

### Sound Data

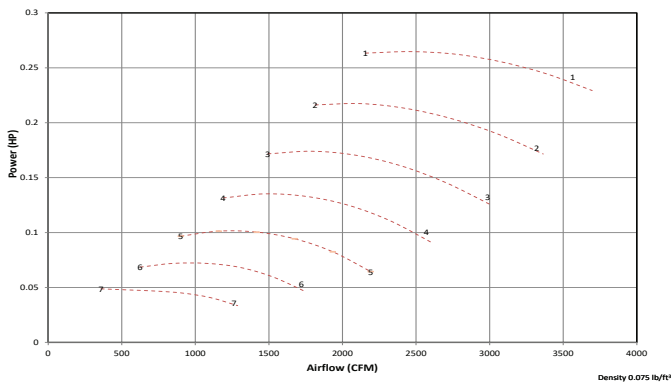
975 RPM Blade Pitch	C7		C8	
	% WOV	LwA	% WOV	LwA
35°	0	69	0	71
	50	69	50	70
	100	68	100	69
30°	0	68	0	70
	50	67	50	69
	100	67	100	68
25°	0	68	0	69
	50	66	50	67
	100	66	100	67
20°	0	67	0	69
	50	65	50	67
	100	67	100	68
15°	0	67	0	69
	50	65	50	66
	100	69	100	69
10°	0	67	0	70
	50	67	50	68
	100	68	100	69
5°	0	68	0	71
	50	68	50	70
	100	68	100	69

## C9 (975 RPM)

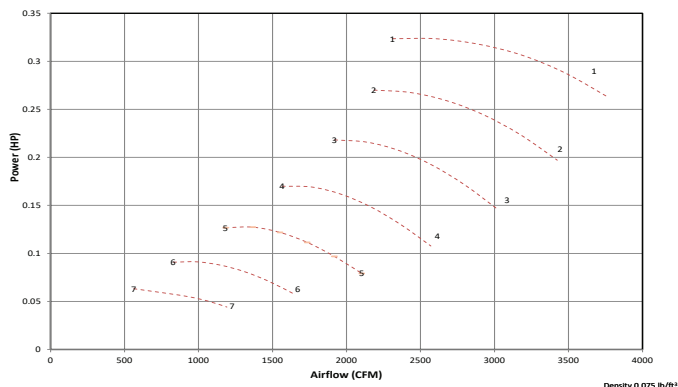
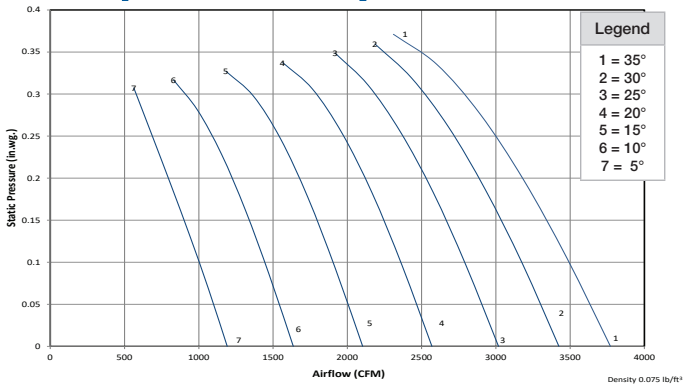


Performance shown is for installation type B: free inlet, ducted outlet. Performance ratings do not include the effects of appurtenances (accessories).

Sound power level ratings and A-weighted sound power ratings are shown in decibels, referred to 10<sup>-12</sup> watts, calculated per AMCA Standard 301. Values shown are for (inlet LWi or inlet LWiA) sound power levels for installation type B: free inlet, ducted outlet. The AMCA International Certified Ratings Seal for sound applies to LWA values only. dBA sound pressure values are weighted with 11.5 dB attenuation based on 5 feet from the fan in a hemispherical free field and are not licensed by AMCA International.

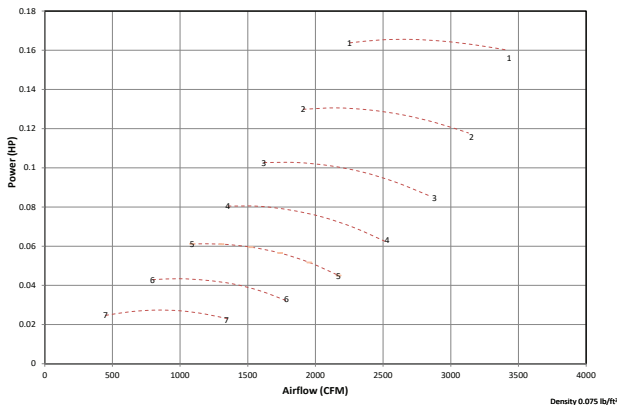
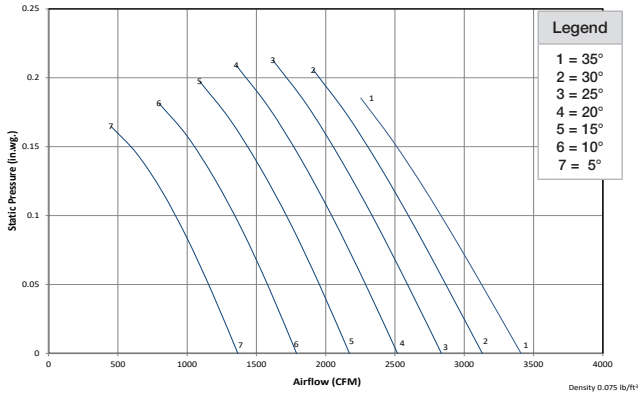


## C10 (975 RPM)

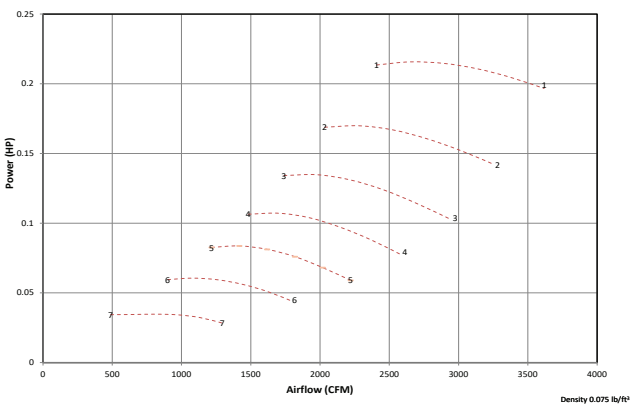
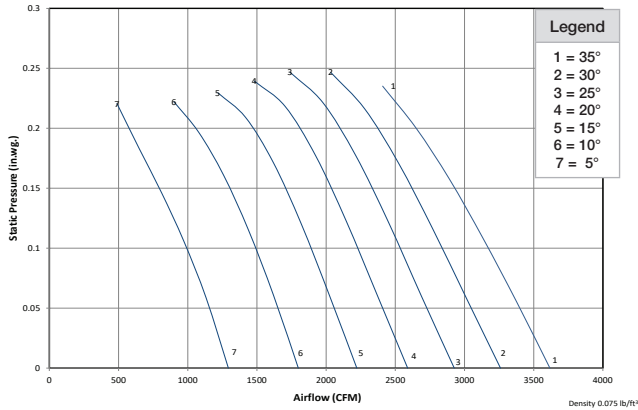


975 RPM Blade Pitch	C9		C10	
	% WOV	LwA	% WOV	LwA
35°	0	70	0	71
	50	69	50	70
	100	68	100	70
30°	0	69	0	70
	50	68	50	68
	100	68	100	69
25°	0	69	0	69
	50	67	50	66
	100	67	100	68
20°	0	67	0	68
	50	65	50	66
	100	67	100	68
15°	0	66	0	67
	50	63	50	66
	100	66	100	68
10°	0	67	0	69
	50	65	50	66
	100	66	100	67
5°	0	69	0	70
	50	68	50	67
	100	66	100	66

## C7 (860 RPM)



## C8 (860 RPM)



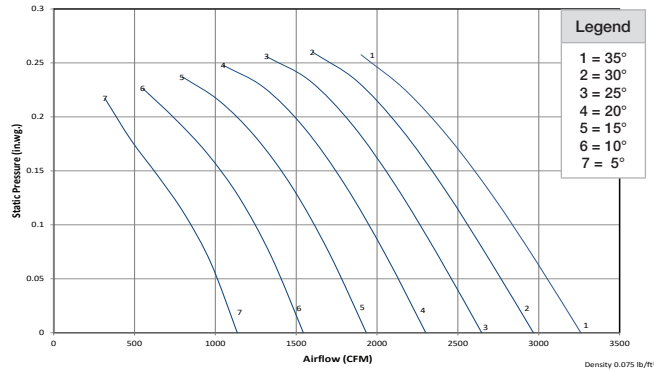
Performance shown is for installation type B: free inlet, ducted outlet. Performance ratings do not include the effects of appurtenances (accessories).

Sound power level ratings and A-weighted sound power ratings are shown in decibels, referred to 10<sup>-12</sup> watts, calculated per AMCA Standard 301. Values shown are for (inlet LWi or inlet LWiA) sound power levels for installation type B: free inlet, ducted outlet. The AMCA International Certified Ratings Seal for sound applies to LWA values only. dBA sound pressure values are weighted with 11.5 dB attenuation based on 5 feet from the fan in a hemispherical free field and are not licensed by AMCA International.

### Sound Data

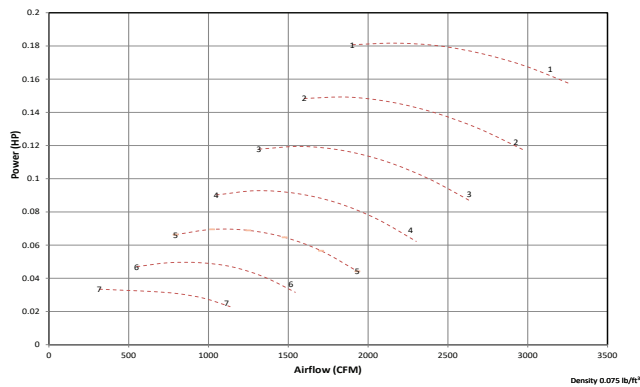
860 RPM Blade Pitch	C7		C8	
	% WOV	LwA	% WOV	LwA
35°	0	66	0	68
	50	65	50	66
	100	65	100	66
30°	0	65	0	67
	50	64	50	65
	100	64	100	65
25°	0	64	0	66
	50	63	50	64
	100	62	100	64
20°	0	64	0	66
	50	62	50	64
	100	64	100	64
15°	0	63	0	66
	50	62	50	63
	100	65	100	65
10°	0	64	0	66
	50	63	50	65
	100	65	100	65
5°	0	65	0	67
	50	65	50	66
	100	64	100	65

## C9 (860 RPM)

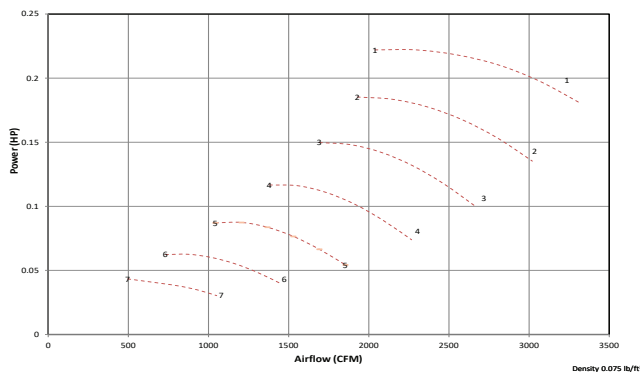
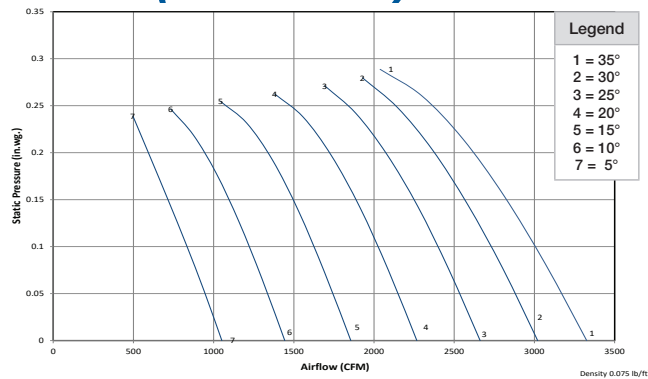


Performance shown is for installation type B: free inlet, ducted outlet. Performance ratings do not include the effects of appurtenances (accessories).

Sound power level ratings and A-weighted sound power ratings are shown in decibels, referred to 10<sup>-12</sup> watts, calculated per AMCA Standard 301. Values shown are for (inlet LWi or inlet LWiA) sound power levels for installation type B: free inlet, ducted outlet. The AMCA International Certified Ratings Seal for sound applies to LWA values only. dBA sound pressure values are weighted with 11.5 dB attenuation based on 5 feet from the fan in a hemispherical free field and are not licensed by AMCA International.

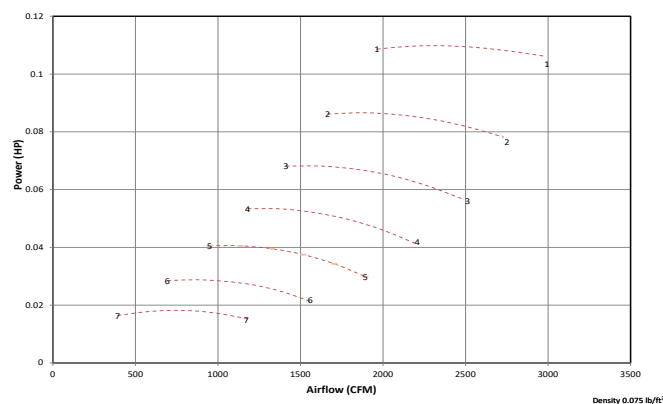
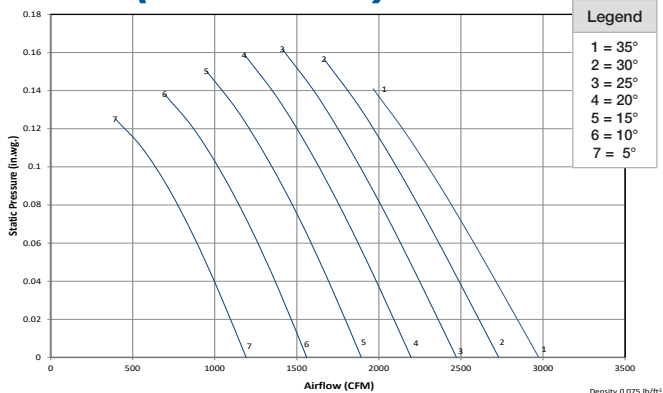


## C10 (860 RPM)

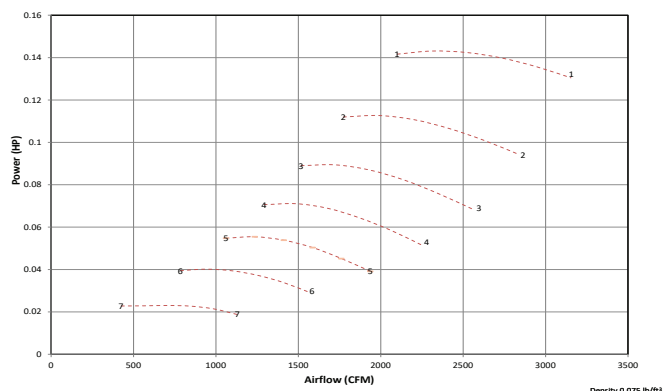
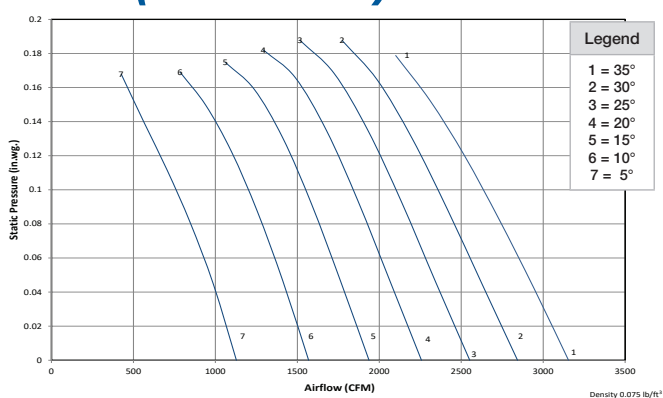


860 RPM	C9		C10	
	% WOV	LwA	% WOV	LwA
35°	0	66	0	68
	50	65	50	66
	100	65	100	66
30°	0	66	0	67
	50	64	50	64
	100	64	100	66
25°	0	65	0	66
	50	63	50	62
	100	64	100	65
20°	0	64	0	65
	50	61	50	62
	100	63	100	65
15°	0	63	0	64
	50	60	50	62
	100	63	100	65
10°	0	64	0	65
	50	62	50	63
	100	63	100	63
5°	0	65	0	67
	50	64	50	63
	100	62	100	62

## C7 (750 RPM)



## C8 (750 RPM)



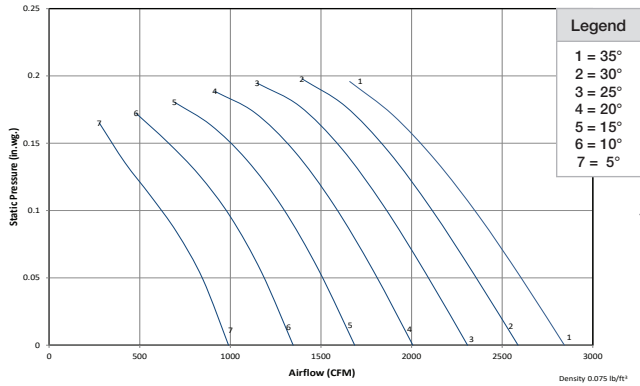
Performance shown is for installation type B: free inlet, ducted outlet. Performance ratings do not include the effects of appurtenances (accessories).

Sound power level ratings and A-weighted sound power ratings are shown in decibels, referred to 10<sup>-12</sup> watts, calculated per AMCA Standard 301. Values shown are for (inlet LWi or inlet LWiA) sound power levels for installation type B: free inlet, ducted outlet. The AMCA International Certified Ratings Seal for sound applies to LWA values only. dBA sound pressure values are weighted with 11.5 dB attenuation based on 5 feet from the fan in a hemispherical free field and are not licensed by AMCA International.

### Sound Data

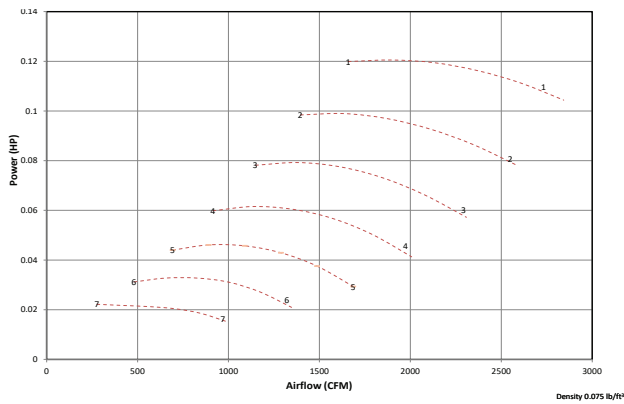
750 RPM	C7		C8	
	% WOV	LwA	% WOV	LwA
35°	0	62	0	64
	50	62	50	63
	100	62	100	62
30°	0	61	0	63
	50	60	50	61
	100	60	100	61
25°	0	61	0	62
	50	59	50	60
	100	59	100	60
20°	0	60	0	62
	50	58	50	60
	100	60	100	61
15°	0	60	0	62
	50	58	50	59
	100	62	100	61
10°	0	60	0	63
	50	60	50	61
	100	61	100	61
5°	0	61	0	64
	50	61	50	63
	100	60	100	62

## C9 (750 RPM)



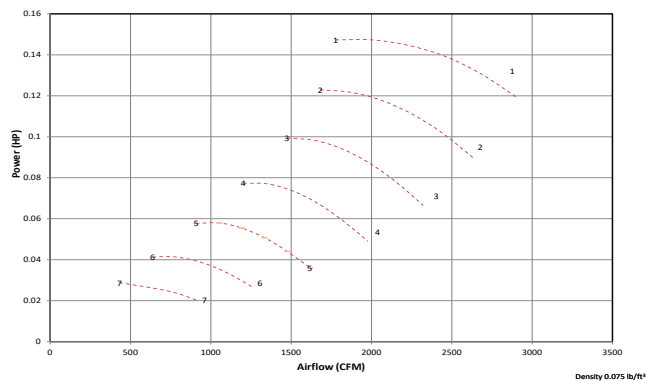
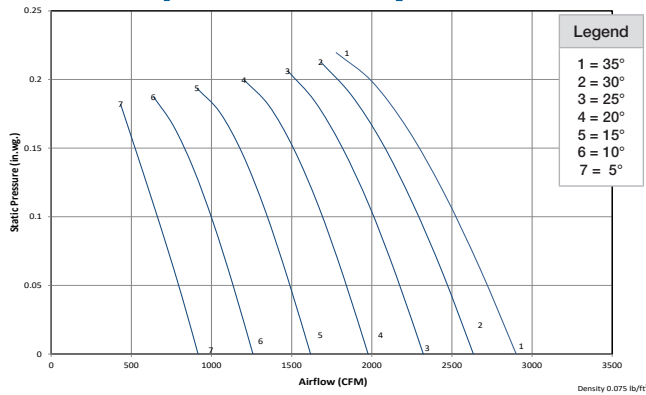
Performance shown is for installation type B: free inlet, ducted outlet. Performance ratings do not include the effects of appurtenances (accessories).

Sound power level ratings and A-weighted sound power ratings are shown in decibels, referred to 10<sup>-12</sup> watts, calculated per AMCA Standard 301. Values shown are for (inlet LWi or inlet LWiA) sound power levels for installation type B: free inlet, ducted outlet. The AMCA International Certified Ratings Seal for sound applies to LWA values only. dBA sound pressure values are weighted with 11.5 dB attenuation based on 5 feet from the fan in a hemispherical free field and are not licensed by AMCA International.

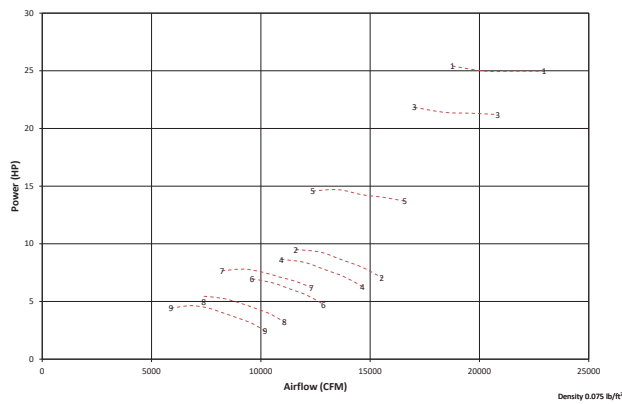
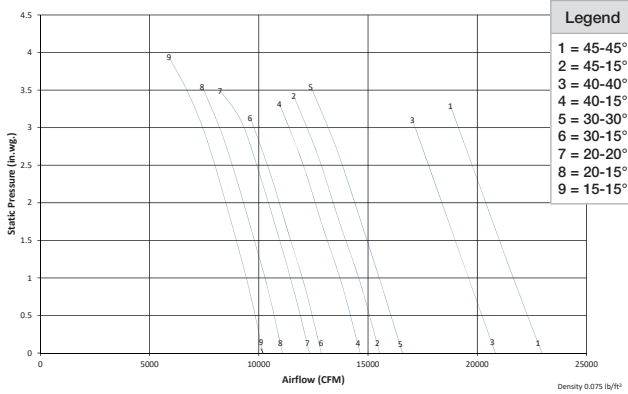


750 RPM Blade Pitch	C9		C10	
	% WOV	LwA	% WOV	LwA
35°	0	62	0	64
	50	61	50	62
	100	61	100	63
30°	0	62	0	63
	50	60	50	60
	100	61	100	62
25°	0	61	0	62
	50	59	50	59
	100	60	100	61
20°	0	60	0	61
	50	58	50	59
	100	59	100	61
15°	0	59	0	60
	50	56	50	58
	100	59	100	61
10°	0	60	0	61
	50	58	50	59
	100	59	100	59
5°	0	61	0	63
	50	60	50	59
	100	58	100	58

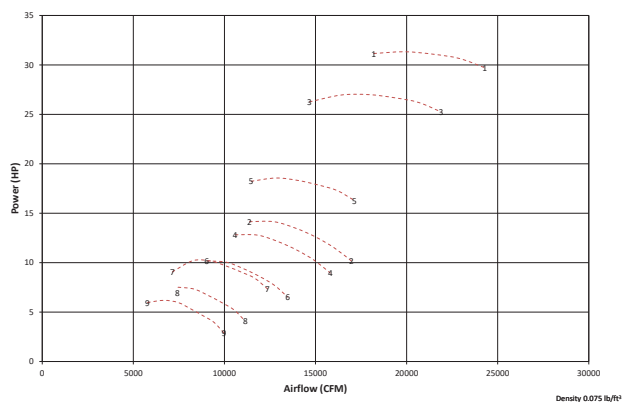
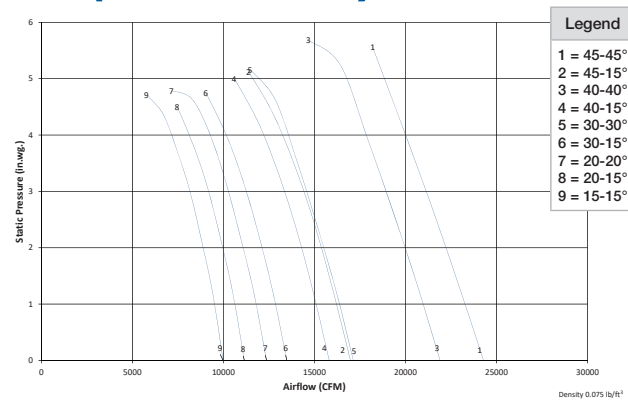
## C10 (750 RPM)



## W2 (3500 RPM)



## W4 (3500 RPM)



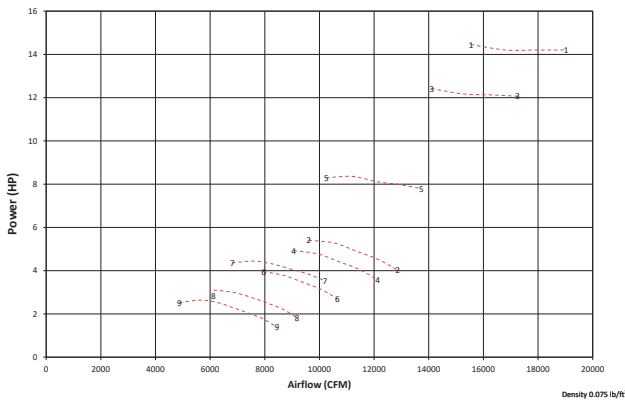
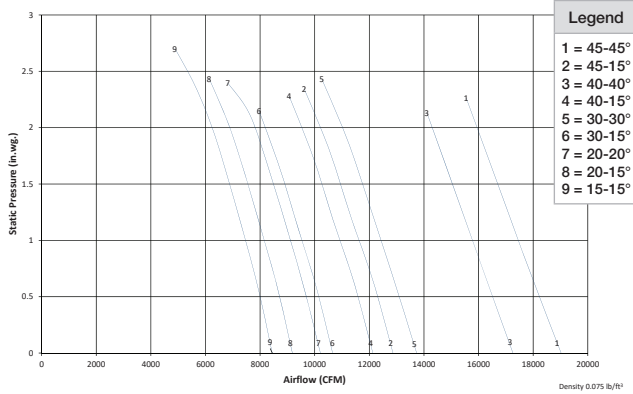
Performance shown is for installation type B: free inlet, ducted outlet. Performance ratings do not include the effects of appurtenances (accessories).

Sound power level ratings and A-weighted sound power ratings are shown in decibels, referred to 10<sup>-12</sup> watts, calculated per AMCA Standard 301. Values shown are for (inlet LWi or inlet LWiA) sound power levels for installation type B: free inlet, ducted outlet. The AMCA International Certified Ratings Seal for sound applies to LWA values only. dBA sound pressure values are weighted with 11.5 dB attenuation based on 5 feet from the fan in a hemispherical free field and are not licensed by AMCA International.

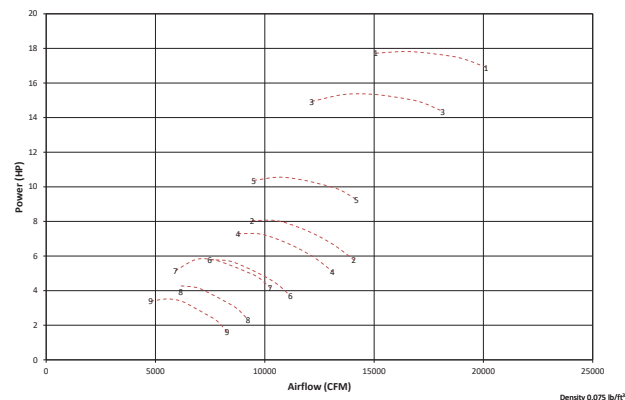
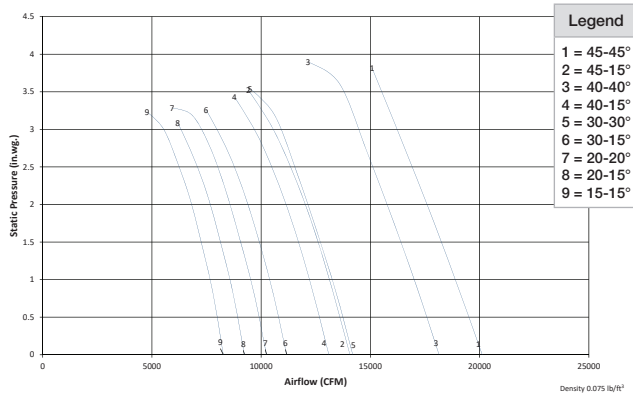
### Sound Data

3500 RPM Blade Pitch	W2		W4	
	% WOV	LwA	% WOV	LwA
45-45°	100	108	100	110
	94	109	95	110
	83	112	69	110
45-15°	100	106	100	106
	95	109	95	107
	78	107	71	107
40-40°	100	107	100	107
	90	107	94	107
	41	116	70	107
40-15°	100	103	100	104
	90	102	90	102
	60	106	59	107
30-30°	100	104	100	104
	90	104	90	104
	61	103	77	104
30-15°	100	102	100	102
	90	101	90	102
	60	106	60	109
20-20°	100	100	100	101
	90	99	90	100
	61	101	60	108
20-15°	100	99	100	100
	90	98	90	100
	60	104	60	107
15-15°	100	99	100	101
	90	99	90	100
	70	100	80	101

## W2 (2900 RPM)



## W4 (2900 RPM)



Performance shown is for installation type B: free inlet, ducted outlet. Performance ratings do not include the effects of appurtenances (accessories).

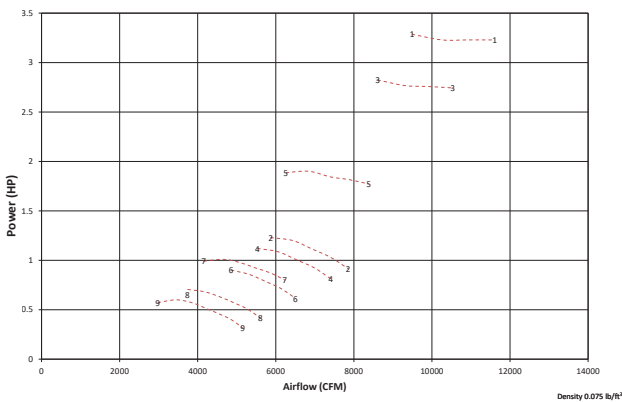
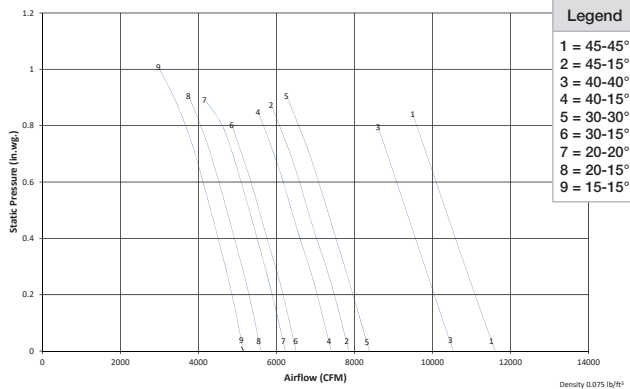
Sound power level ratings and A-weighted sound power ratings are shown in decibels, referred to 10<sup>-12</sup> watts, calculated per AMCA Standard 301. Values shown are for (inlet LWi or inlet LWiA) sound power levels for installation type B: free inlet, ducted outlet. The AMCA International Certified Ratings Seal for sound applies to LWA values only. dBA sound pressure values are weighted with 11.5 dB attenuation based on 5 feet from the fan in a hemispherical free field and are not licensed by AMCA International.

### Sound Data

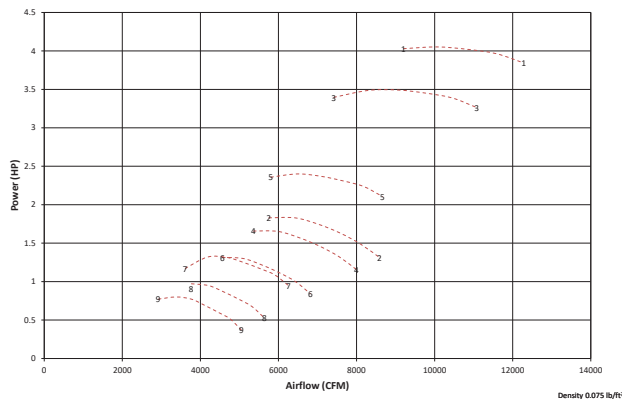
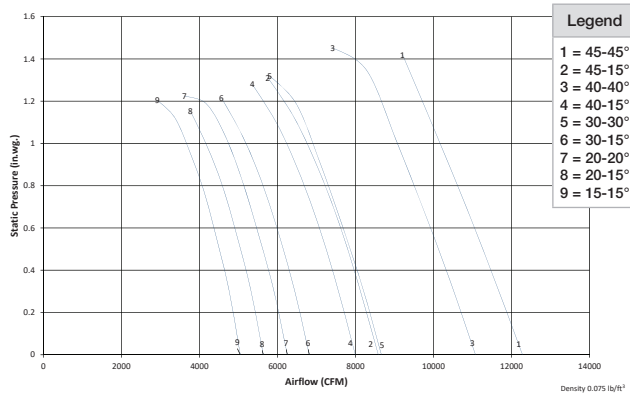
2900 RPM	W2		W4		
	Blade Pitch	% WOV	LwA	% WOV	LwA
45-45°		100	104	100	106
		94	103	95	106
		83	103	69	105
45-15°		100	102	100	102
		95	102	95	102
40-40°		100	103	100	103
		90	103	94	103
40-15°		41	103	70	103
		100	98	100	100
		90	97	90	98
30-30°		60	101	59	102
		100	100	100	100
		90	100	90	99
30-15°		61	99	77	100
		100	97	100	98
		90	96	90	97
20-20°		60	101	60	103
		100	95	100	97
		90	95	90	96
20-15°		61	97	60	103
		100	95	100	96
		90	94	90	95
15-15°		60	99	60	102
		100	94	100	97
		90	94	90	95
	70	96	80	97	



## W2 (1770 RPM)



## W4 (1770 RPM)



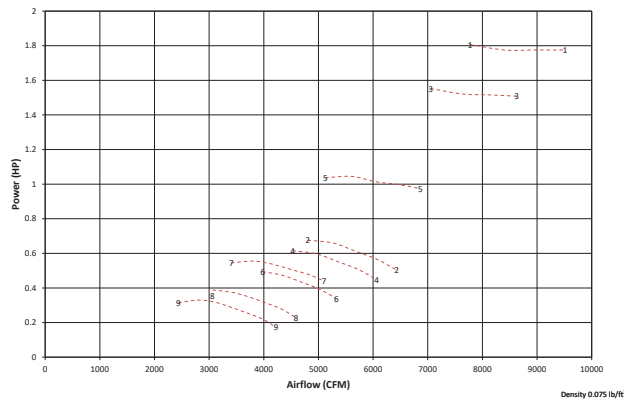
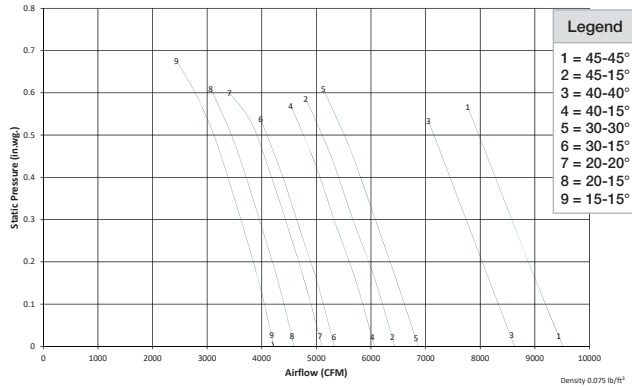
Performance shown is for installation type B: free inlet, ducted outlet. Performance ratings do not include the effects of appurtenances (accessories).

Sound power level ratings and A-weighted sound power ratings are shown in decibels, referred to 10<sup>-12</sup> watts, calculated per AMCA Standard 301. Values shown are for (inlet LWi or inlet LWiA) sound power levels for installation type B: free inlet, ducted outlet. The AMCA International Certified Ratings Seal for sound applies to LWA values only. dBA sound pressure values are weighted with 11.5 dB attenuation based on 5 feet from the fan in a hemispherical free field and are not licensed by AMCA International.

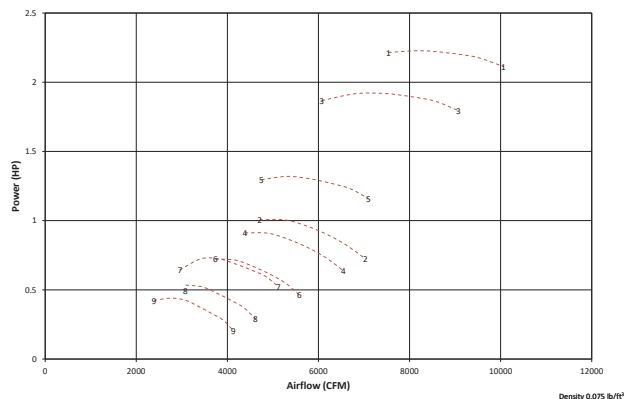
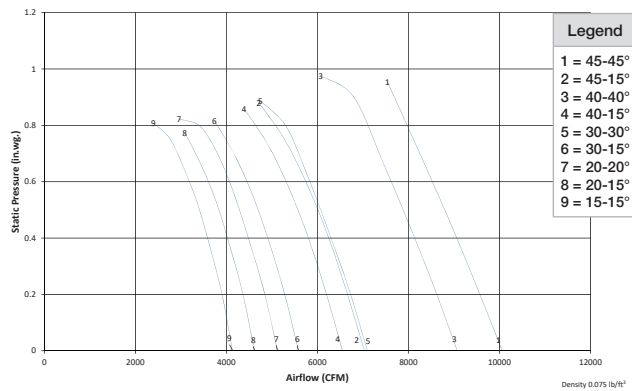
### Sound Data

1770 RPM Blade Pitch	W2		W4	
	% WOV	LwA	% WOV	LwA
45-45°	100	93	100	95
	94	93	95	96
	83	92	69	95
45-15°	100	90	100	92
	95	91	95	92
	78	91	71	93
40-40°	100	92	100	93
	90	92	94	93
	41	87	70	93
40-15°	100	86	100	88
	90	85	90	86
	60	89	59	90
30-30°	100	88	100	89
	90	89	90	89
	61	89	77	90
30-15°	100	85	100	87
	90	84	90	86
	60	89	60	92
20-20°	100	84	100	86
	90	84	90	85
	61	87	60	92
20-15°	100	83	100	84
	90	82	90	84
	60	87	60	91
15-15°	100	83	100	85
	90	83	90	84
	70	85	80	86

## W2 (1450 RPM)



## W4 (1450 RPM)



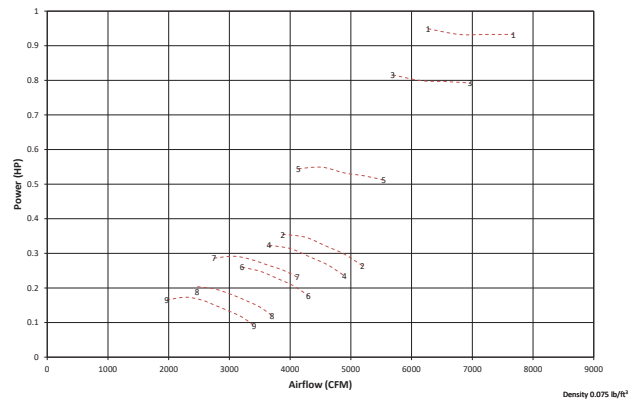
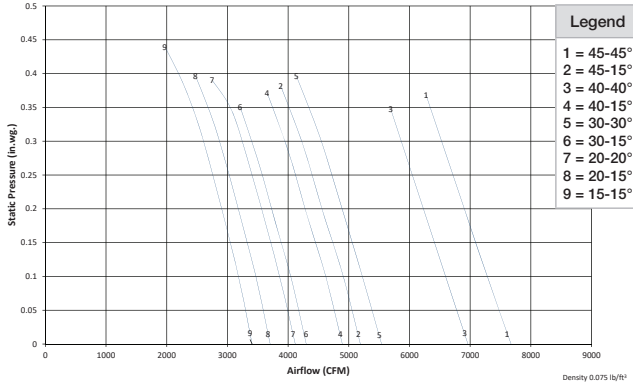
Performance shown is for installation type B: free inlet, ducted outlet. Performance ratings do not include the effects of appurtenances (accessories).

Sound power level ratings and A-weighted sound power ratings are shown in decibels, referred to 10<sup>-12</sup> watts, calculated per AMCA Standard 301. Values shown are for (inlet LWi or inlet LWiA) sound power levels for installation type B: free inlet, ducted outlet. The AMCA International Certified Ratings Seal for sound applies to LWA values only. dBA sound pressure values are weighted with 11.5 dB attenuation based on 5 feet from the fan in a hemispherical free field and are not licensed by AMCA International.

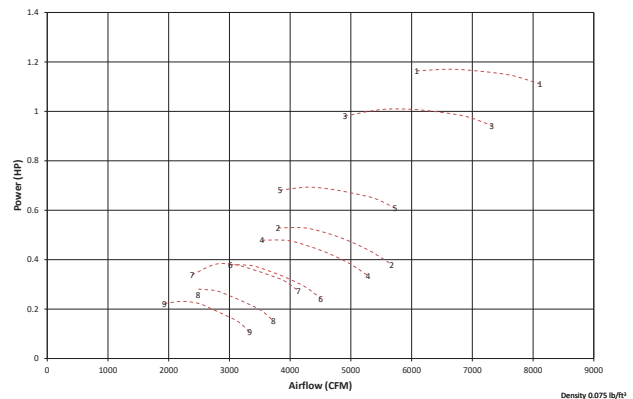
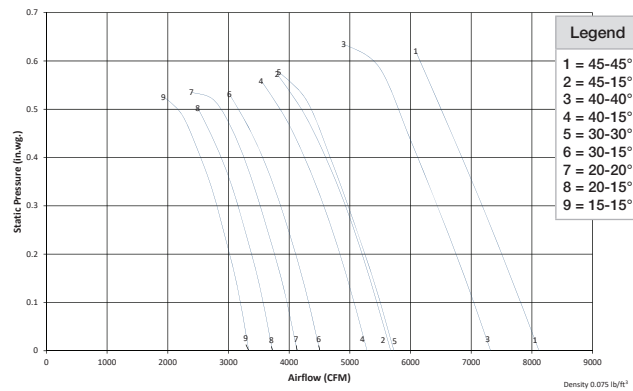
### Sound Data

1450 RPM Blade Pitch	W2		W4	
	% WOV	LwA	% WOV	LwA
45-45°	100	89	100	91
	94	89	95	91
	83	87	69	90
45-15°	100	86	100	87
	95	86	95	88
40-40°	78	87	71	88
	100	87	100	88
40-15°	90	88	94	88
	41	82	70	88
30-30°	100	81	100	83
	90	81	90	82
	60	84	59	85
30-15°	100	84	100	84
	90	84	90	85
	61	84	77	86
20-20°	100	80	100	82
	90	79	90	81
	60	83	60	85
20-15°	100	79	100	81
	90	79	90	80
	61	82	60	86
15-15°	100	78	100	79
	90	77	90	79
	60	82	60	84
	100	78	100	81
	90	78	90	80
	70	80	80	81

## W2 (1170 RPM)



## W4 (1170 RPM)



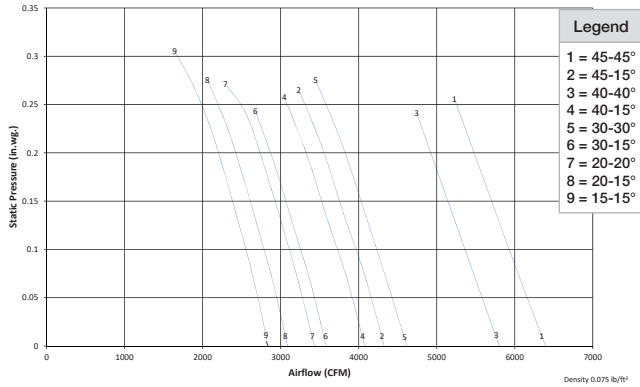
Performance shown is for installation type B: free inlet, ducted outlet. Performance ratings do not include the effects of appurtenances (accessories).

Sound power level ratings and A-weighted sound power ratings are shown in decibels, referred to 10<sup>-12</sup> watts, calculated per AMCA Standard 301. Values shown are for (inlet LWi or inlet LWiA) sound power levels for installation type B: free inlet, ducted outlet. The AMCA International Certified Ratings Seal for sound applies to LWA values only. dBA sound pressure values are weighted with 11.5 dB attenuation based on 5 feet from the fan in a hemispherical free field and are not licensed by AMCA International.

### Sound Data

1170 RPM Blade Pitch	W2		W4	
	% WOV	LwA	% WOV	LwA
45-45°	100	85	100	86
	94	84	95	86
	83	83	69	86
45-15°	100	81	100	83
	95	82	95	83
40-40°	78	82	71	84
	100	83	100	84
	90	83	94	84
40-15°	41	75	70	84
	100	76	100	78
30-30°	90	76	90	77
	60	79	59	80
	100	79	100	79
30-15°	90	80	90	80
	61	80	77	81
	100	75	100	77
20-20°	90	74	90	76
	60	78	60	80
	100	74	100	76
20-15°	90	74	90	75
	61	77	60	81
	100	73	100	74
15-15°	90	72	90	74
	60	77	60	79
	100	73	100	76
	70	75	80	76

## W2 (975 RPM)

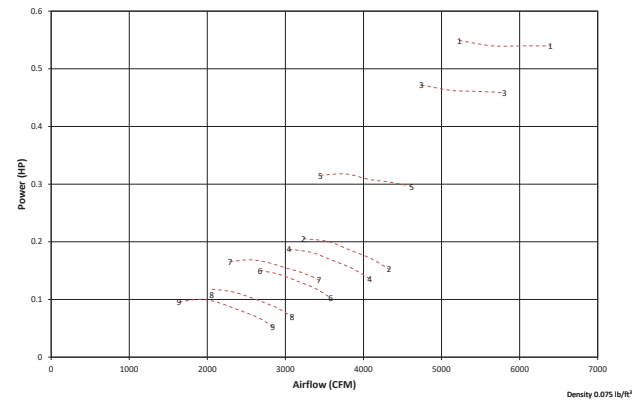


Performance shown is for installation type B: free inlet, ducted outlet. Performance ratings do not include the effects of appurtenances (accessories).

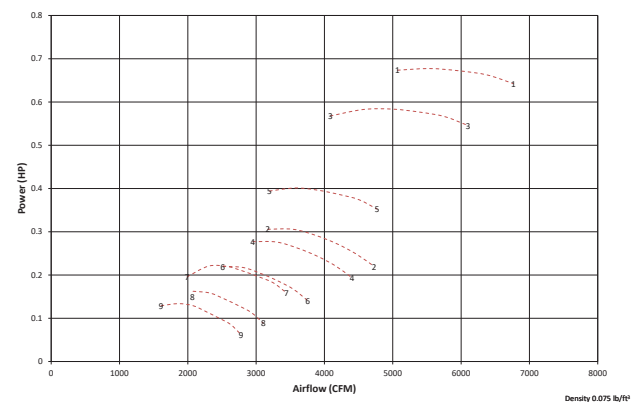
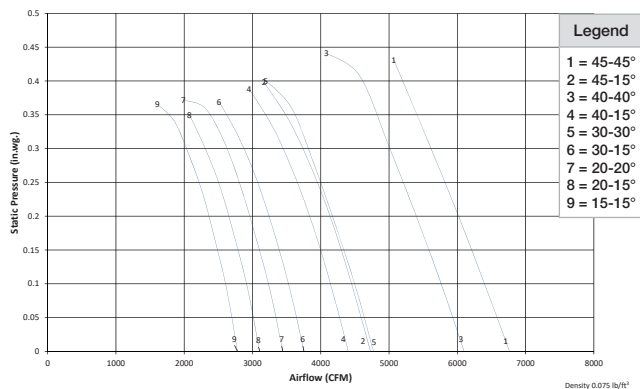
Sound power level ratings and A-weighted sound power ratings are shown in decibels, referred to 10<sup>-12</sup> watts, calculated per AMCA Standard 301. Values shown are for (inlet LWi or inlet LWiA) sound power levels for installation type B: free inlet, ducted outlet. The AMCA International Certified Ratings Seal for sound applies to LWA values only. dBA sound pressure values are weighted with 11.5 dB attenuation based on 5 feet from the fan in a hemispherical free field and are not licensed by AMCA International.

### Sound Data

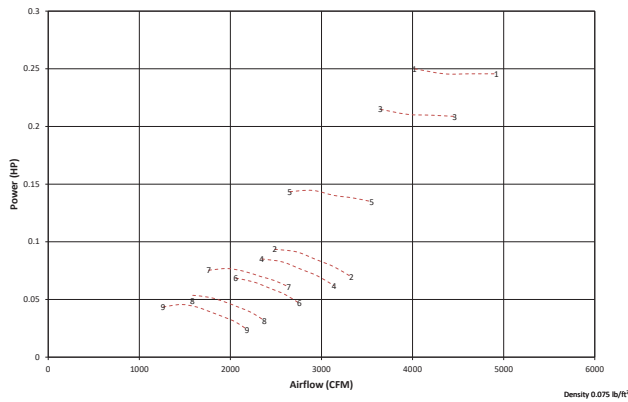
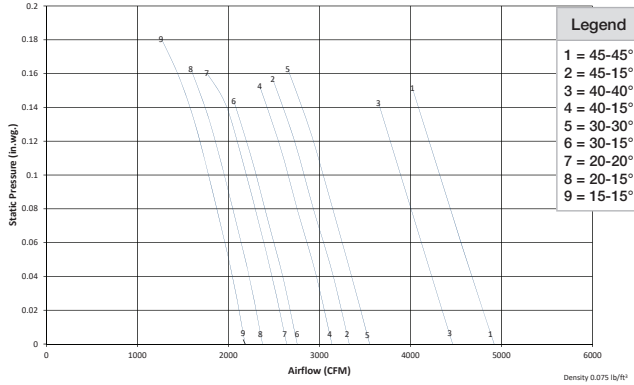
975 RPM Blade Pitch	W2		W4	
	% WOV	LwA	% WOV	LwA
45-45°	100	80	100	82
	94	80	95	82
	83	78	69	82
45-15°	100	77	100	78
	95	78	95	79
40-40°	100	78	100	79
	90	79	94	79
40-15°	41	70	70	80
	100	72	100	73
30-30°	90	71	90	72
	60	74	59	75
	100	75	100	75
30-15°	90	75	90	76
	61	76	77	77
	100	71	100	72
20-20°	90	70	90	71
	60	73	60	75
	100	70	100	72
20-15°	90	70	90	71
	61	73	60	77
	100	69	100	70
15-15°	90	68	90	70
	60	72	60	74
	100	69	100	71
	70	71	80	72



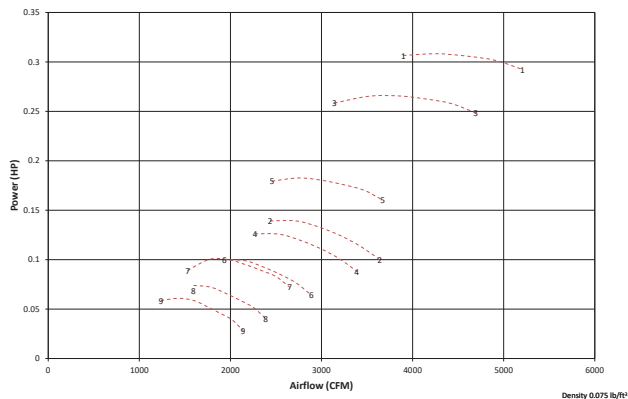
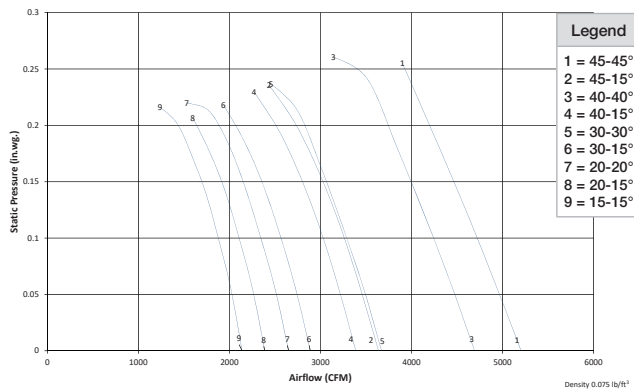
## W4 (975 RPM)



## W2 (750 RPM)



## W4 (750 RPM)



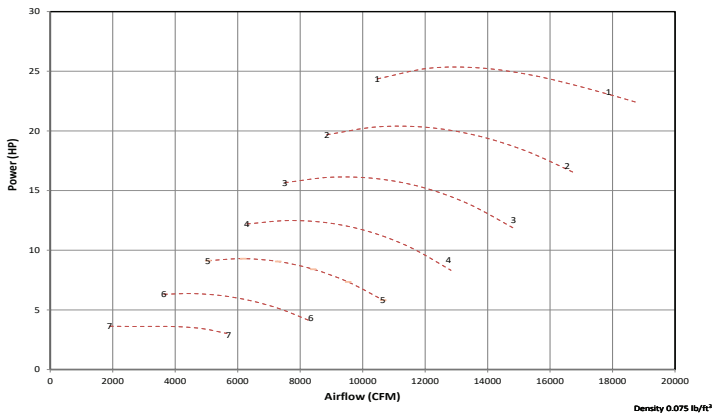
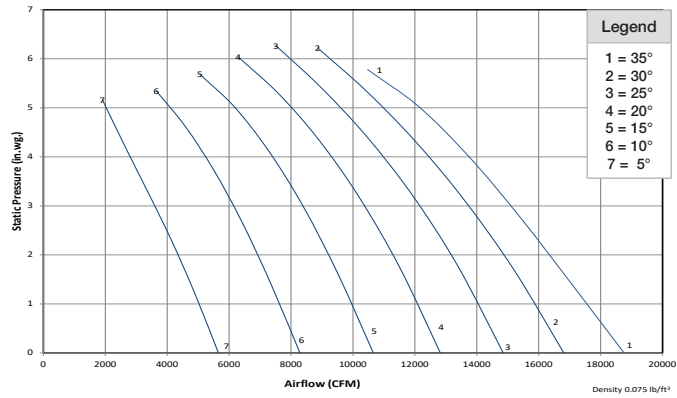
Performance shown is for installation type B: free inlet, ducted outlet. Performance ratings do not include the effects of appurtenances (accessories).

Sound power level ratings and A-weighted sound power ratings are shown in decibels, referred to 10<sup>-12</sup> watts, calculated per AMCA Standard 301. Values shown are for (inlet LWi or inlet LWiA) sound power levels for installation type B: free inlet, ducted outlet. The AMCA International Certified Ratings Seal for sound applies to LWA values only. dBA sound pressure values are weighted with 11.5 dB attenuation based on 5 feet from the fan in a hemispherical free field and are not licensed by AMCA International.

### Sound Data

750 RPM Blade Pitch	W2		W4	
	% WOV	LwA	% WOV	LwA
45-45°	100	74	100	76
	94	74	95	76
	83	72	69	76
45-15°	100	71	100	72
	95	72	95	72
	78	72	71	74
40-40°	100	72	100	73
	90	73	94	73
	41	63	70	74
40-15°	100	65	100	67
	90	65	90	66
	60	67	59	68
30-30°	100	68	100	69
	90	69	90	70
	61	70	77	71
30-15°	100	64	100	66
	90	64	90	65
	60	67	60	68
20-20°	100	63	100	65
	90	64	90	65
	61	67	60	70
20-15°	100	62	100	63
	90	62	90	63
	60	65	60	67
15-15°	100	63	100	65
	90	63	90	64
	70	65	80	65

## C1 (3500 RPM)



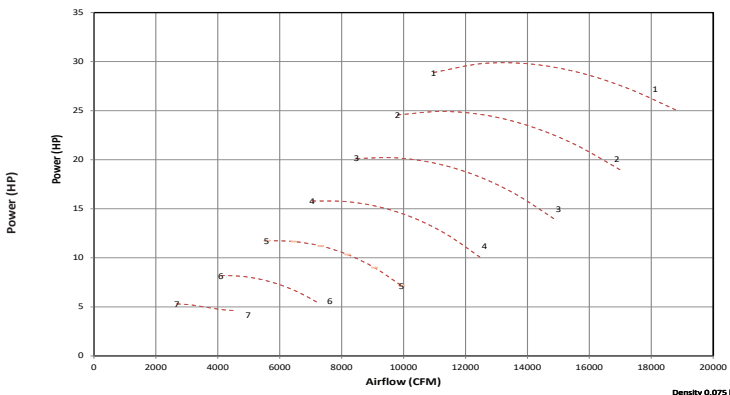
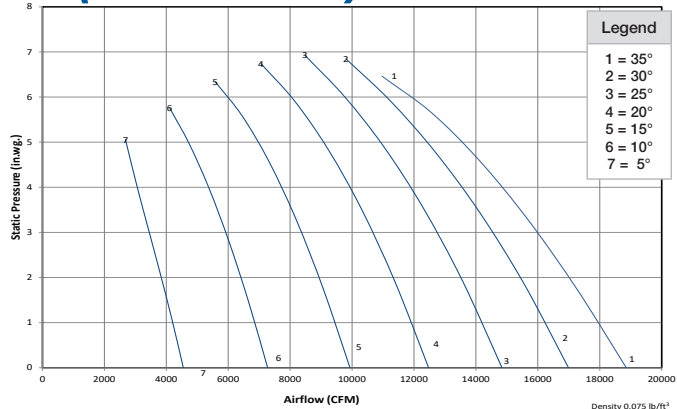
Performance shown is for installation type B: free inlet, ducted outlet. Performance ratings do not include the effects of appurtenances (accessories).

Sound power level ratings and A-weighted sound power ratings are shown in decibels, referred to 10<sup>-12</sup> watts, calculated per AMCA Standard 301. Values shown are for (inlet LWi or inlet LWiA) sound power levels for installation type B: free inlet, ducted outlet. The AMCA International Certified Ratings Seal for sound applies to LWA values only. dBA sound pressure values are weighted with 11.5 dB attenuation based on 5 feet from the fan in a hemispherical free field and are not licensed by AMCA International.

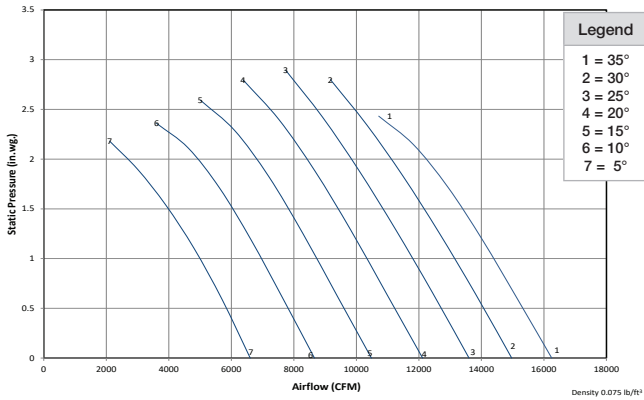
## Sound Data

3500 RPM	C1		C2	
	% WOV	LwA	% WOV	LwA
35°	0	109	0	109
	50	107	50	108
	100	107	100	108
30°	0	107	0	107
	50	105	50	107
	100	106	100	107
25°	0	106	0	106
	50	104	50	105
	100	106	100	106
20°	0	105	0	106
	50	103	50	105
	100	106	100	107
15°	0	104	0	105
	50	103	50	105
	100	106	100	109
10°	0	106	0	107
	50	105	50	107
	100	107	100	109
5°	0	108	0	109
	50	109	50	108
	100	108	100	109

## C2 (3500 RPM)

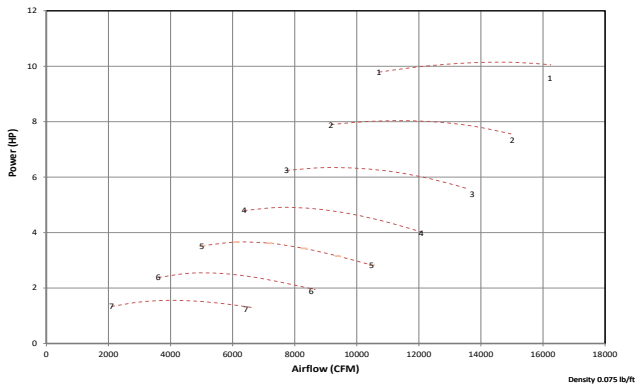


## C7 (2900 RPM)

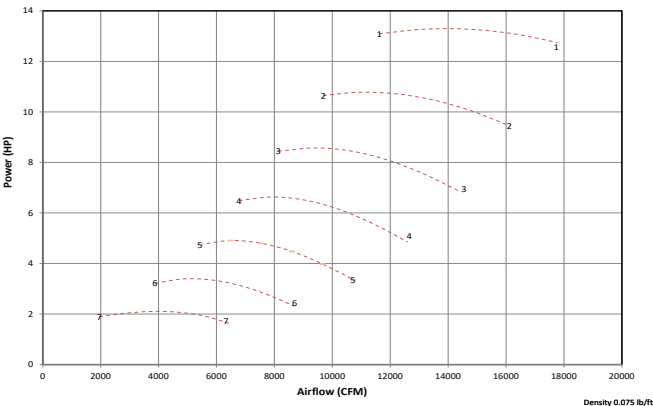
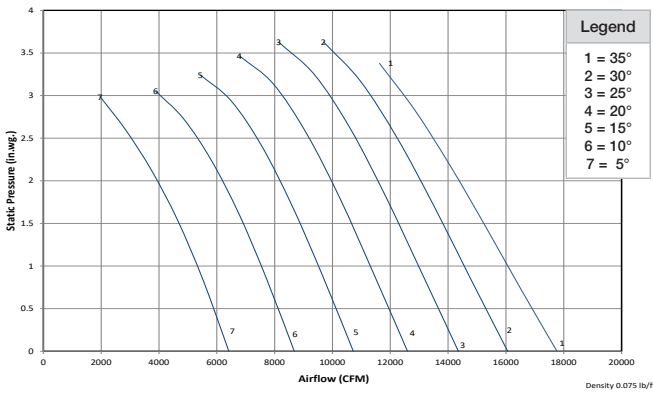


Performance shown is for installation type B: free inlet, ducted outlet. Performance ratings do not include the effects of appurtenances (accessories).

Sound power level ratings and A-weighted sound power ratings are shown in decibels, referred to 10<sup>-12</sup> watts, calculated per AMCA Standard 301. Values shown are for (inlet LWi or inlet LWiA) sound power levels for installation type B: free inlet, ducted outlet. The AMCA International Certified Ratings Seal for sound applies to LWA values only. dBA sound pressure values are weighted with 11.5 dB attenuation based on 5 feet from the fan in a hemispherical free field and are not licensed by AMCA International.



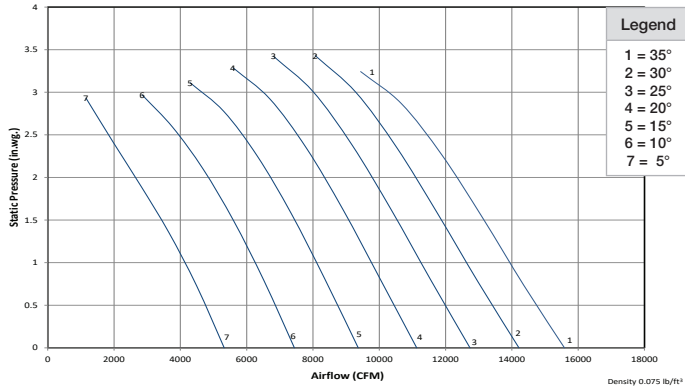
## C8 (2900 RPM)



### Sound Data

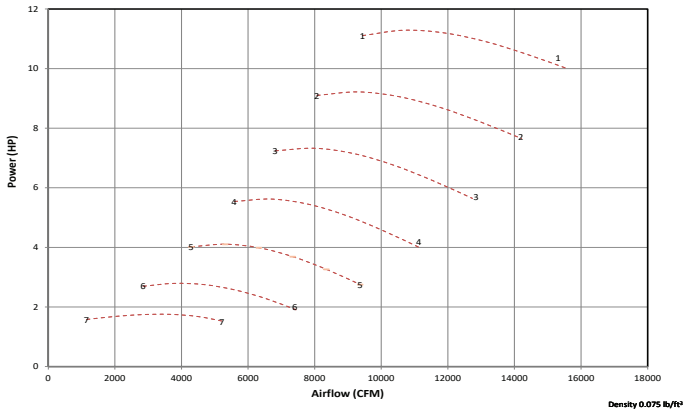
2900 RPM	C7		C8	
	Blade Pitch	% WOV	LwA	% WOV
35°	0	101	0	103
	50	100	50	102
	100	100	100	101
30°	0	100	0	101
	50	99	50	101
	100	99	100	100
25°	0	98	0	100
	50	99	50	99
	100	97	100	98
20°	0	98	0	99
	50	97	50	98
	100	99	100	99
15°	0	97	0	99
	50	95	50	97
	100	100	100	99
10°	0	97	0	100
	50	98	50	98
	100	100	100	100
5°	0	98	0	100
	50	100	50	100
	100	99	100	100

## C9 (2900 RPM)



Performance shown is for installation type B: free inlet, ducted outlet. Performance ratings do not include the effects of appurtenances (accessories).

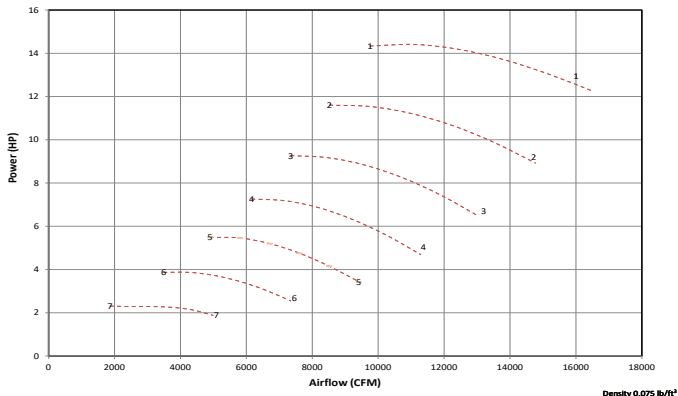
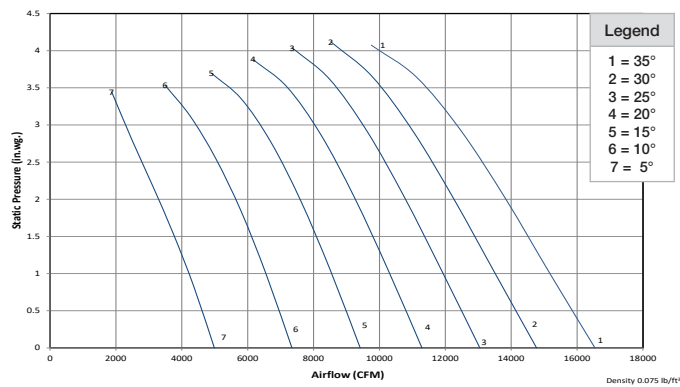
Sound power level ratings and A-weighted sound power ratings are shown in decibels, referred to 10<sup>-12</sup> watts, calculated per AMCA Standard 301. Values shown are for (inlet LWi or inlet LWiA) sound power levels for installation type B: free inlet, ducted outlet. The AMCA International Certified Ratings Seal for sound applies to LWA values only. dBA sound pressure values are weighted with 11.5 dB attenuation based on 5 feet from the fan in a hemispherical free field and are not licensed by AMCA International.



### Sound Data

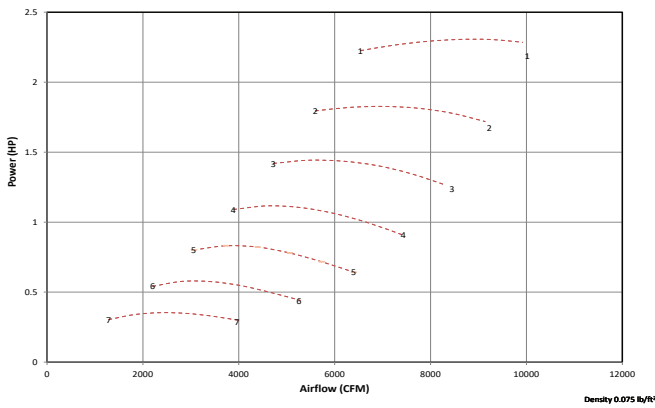
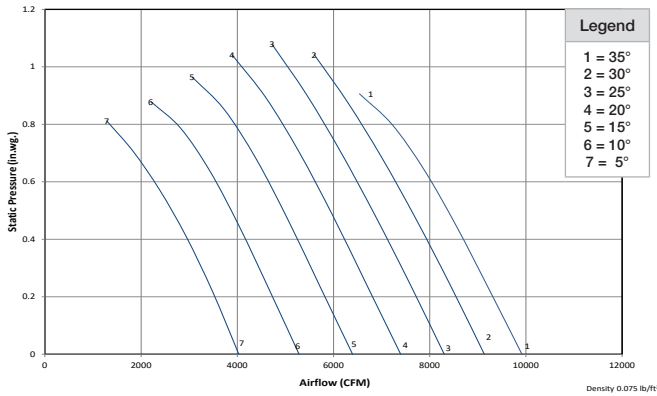
2900 RPM Blade Pitch	C9		C10	
	% WOV	LwA	% WOV	LwA
35°	0	104	0	104
	50	103	50	102
	100	102	100	102
30°	0	102	0	103
	50	101	50	101
	100	102	100	102
25°	0	101	0	101
	50	100	50	99
	100	101	100	101
20°	0	100	0	100
	50	98	50	98
	100	100	100	101
15°	0	98	0	99
	50	96	50	98
	100	100	100	101
10°	0	99	0	100
	50	98	50	99
	100	100	100	100
5°	0	100	0	101
	50	100	50	100
	100	100	100	99

## C10 (2900 RPM)

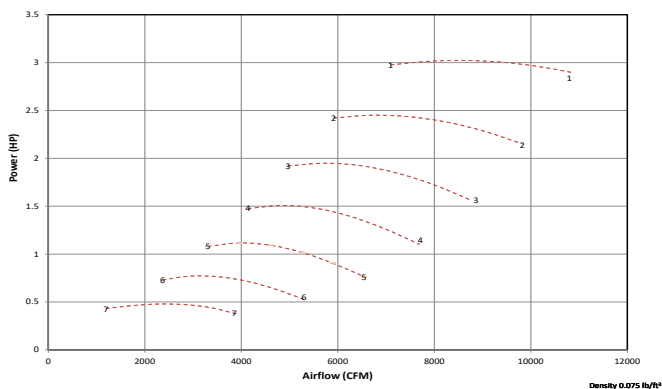
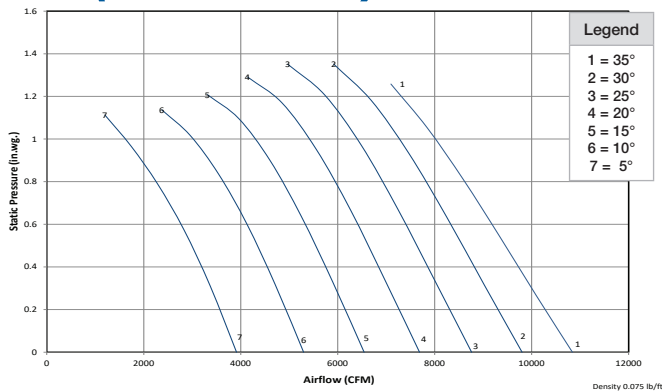




## C7 (1770 RPM)



## C8 (1770 RPM)



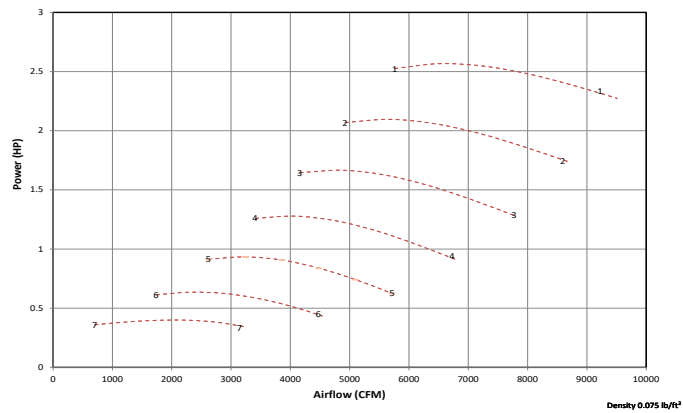
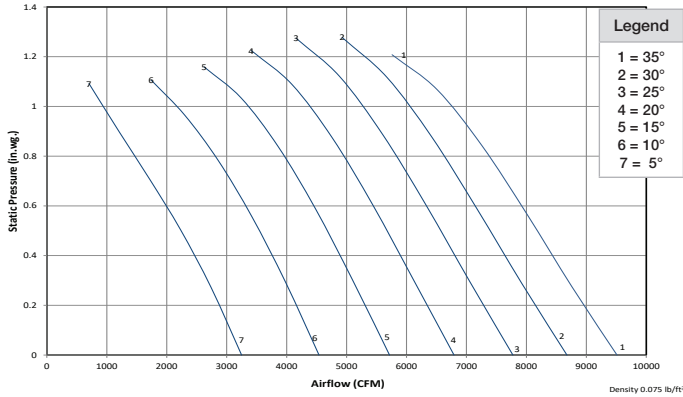
Performance shown is for installation type B: free inlet, ducted outlet. Performance ratings do not include the effects of appurtenances (accessories).

Sound power level ratings and A-weighted sound power ratings are shown in decibels, referred to 10<sup>-12</sup> watts, calculated per AMCA Standard 301. Values shown are for (inlet LWi or inlet LWiA) sound power levels for installation type B: free inlet, ducted outlet. The AMCA International Certified Ratings Seal for sound applies to LWA values only. dBA sound pressure values are weighted with 11.5 dB attenuation based on 5 feet from the fan in a hemispherical free field and are not licensed by AMCA International.

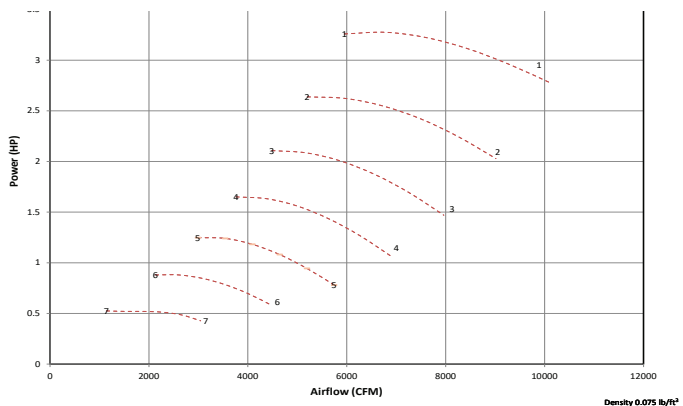
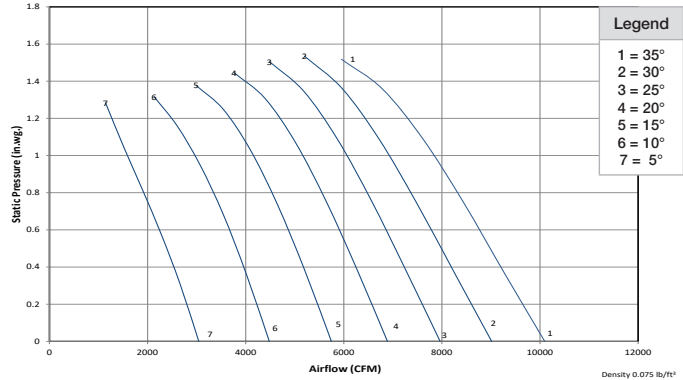
### Sound Data

1770 RPM	C7		C8	
	Blade Pitch	% WOV	LwA	% WOV
35°	0	89	0	90
	50	88	50	89
	100	88	100	88
30°	0	87	0	89
	50	86	50	88
	100	86	100	87
25°	0	86	0	88
	50	85	50	86
	100	85	100	86
20°	0	85	0	87
	50	84	50	85
	100	86	100	86
15°	0	85	0	87
	50	83	50	85
	100	88	100	87
10°	0	85	0	87
	50	85	50	86
	100	87	100	87
5°	0	86	0	88
	50	87	50	88
	100	86	100	88

## C9 (1770 RPM)



## C10 (1770 RPM)



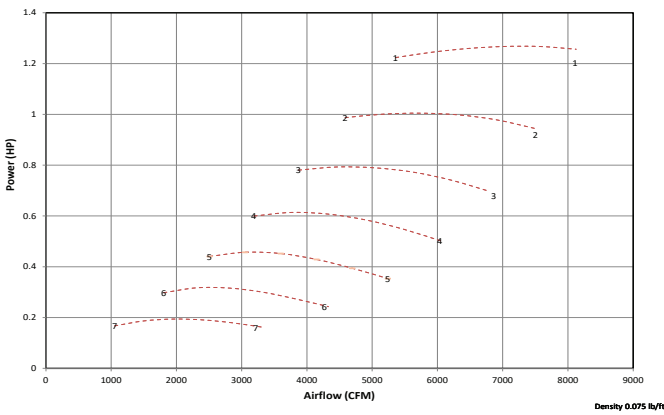
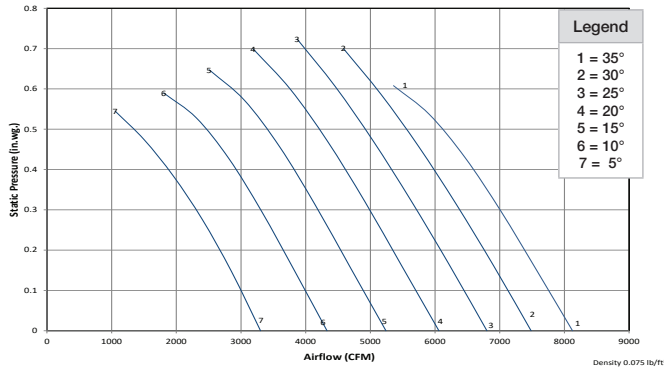
Performance shown is for installation type B: free inlet, ducted outlet. Performance ratings do not include the effects of appurtenances (accessories).

Sound power level ratings and A-weighted sound power ratings are shown in decibels, referred to 10<sup>-12</sup> watts, calculated per AMCA Standard 301. Values shown are for (inlet LWi or inlet LWiA) sound power levels for installation type B: free inlet, ducted outlet. The AMCA International Certified Ratings Seal for sound applies to LWA values only. dBA sound pressure values are weighted with 11.5 dB attenuation based on 5 feet from the fan in a hemispherical free field and are not licensed by AMCA International.

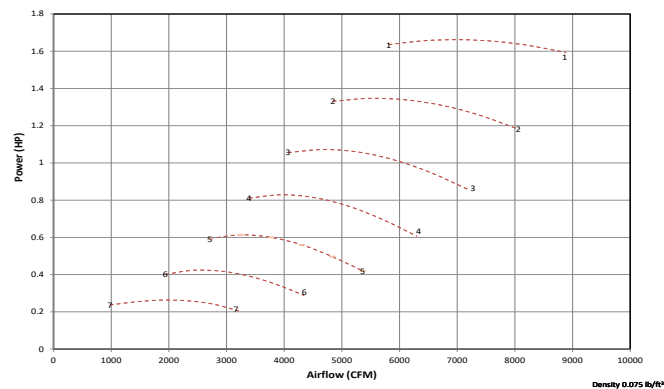
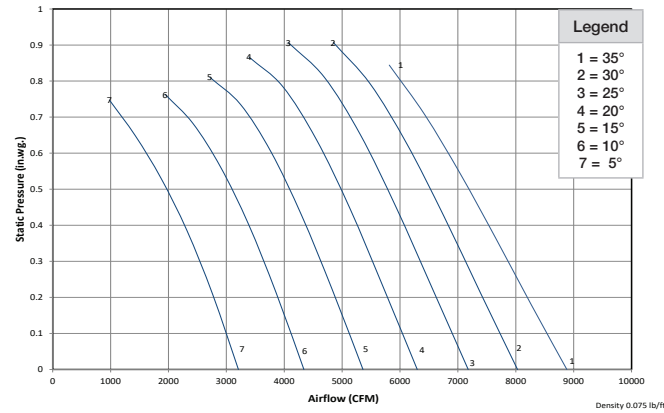
### Sound Data

1770 RPM Blade Pitch	C9		C10	
	% WOV	LwA	% WOV	LwA
35°	0	90	0	91
	50	89	50	89
	100	88	100	89
30°	0	89	0	90
	50	87	50	88
	100	88	100	89
25°	0	88	0	88
	50	86	50	86
	100	87	100	88
20°	0	86	0	87
	50	85	50	85
	100	87	100	88
15°	0	85	0	86
	50	83	50	85
	100	86	100	88
10°	0	86	0	88
	50	85	50	86
	100	86	100	87
5°	0	87	0	89
	50	87	50	87
	100	87	100	86

## C7 (1450 RPM)



## C8 (1450 RPM)



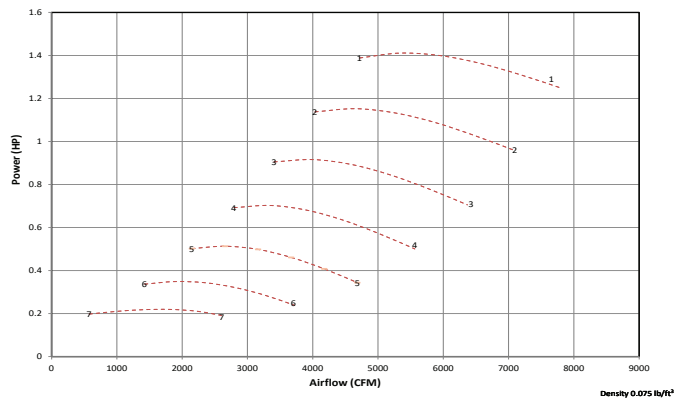
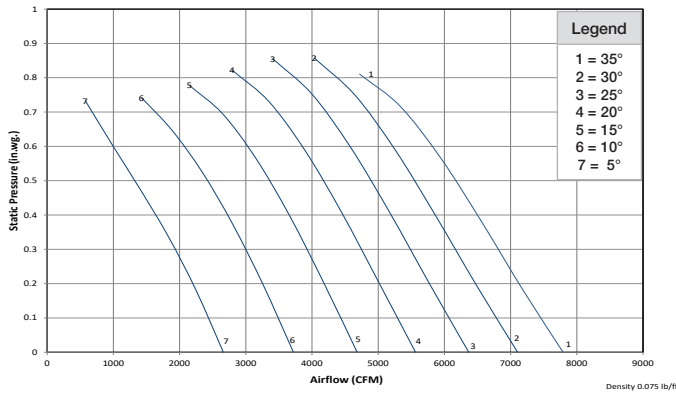
Performance shown is for installation type B: free inlet, ducted outlet. Performance ratings do not include the effects of appurtenances (accessories).

Sound power level ratings and A-weighted sound power ratings are shown in decibels, referred to 10<sup>-12</sup> watts, calculated per AMCA Standard 301. Values shown are for (inlet LWi or inlet LWiA) sound power levels for installation type B: free inlet, ducted outlet. The AMCA International Certified Ratings Seal for sound applies to LWA values only. dBA sound pressure values are weighted with 11.5 dB attenuation based on 5 feet from the fan in a hemispherical free field and are not licensed by AMCA International.

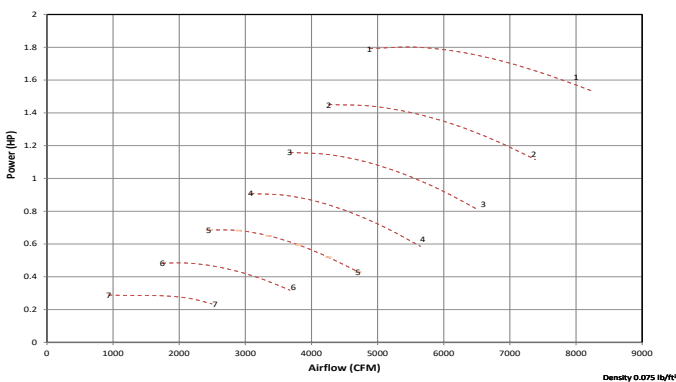
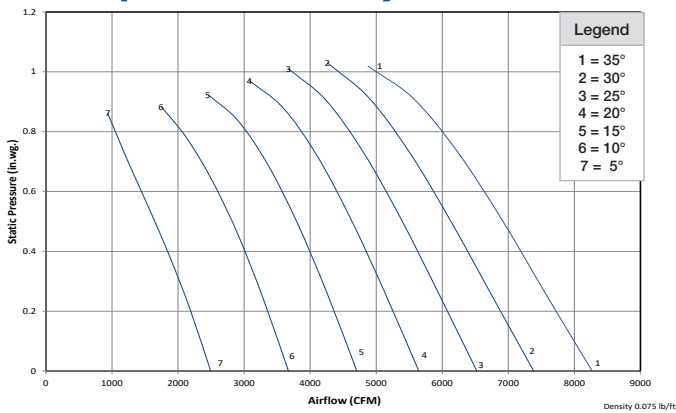
### Sound Data

1450 RPM	C7		C8	
	Blade Pitch	% WOV	LwA	% WOV
35°	0	83	0	85
	50	83	50	84
	100	83	100	83
30°	0	82	0	84
	50	81	50	83
	100	81	100	82
25°	0	81	0	82
	50	80	50	81
	100	79	100	81
20°	0	80	0	82
	50	79	50	80
	100	81	100	81
15°	0	80	0	82
	50	78	50	79
	100	82	100	82
10°	0	80	0	83
	50	80	50	81
	100	82	100	82
5°	0	81	0	84
	50	82	50	83
	100	81	100	82

## C9 (1450 RPM)



## C10 (1450 RPM)



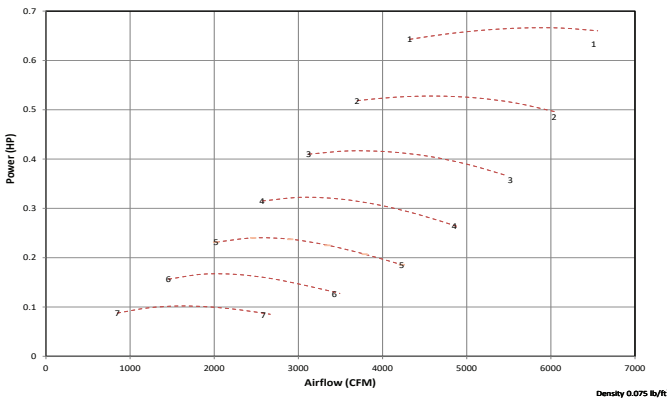
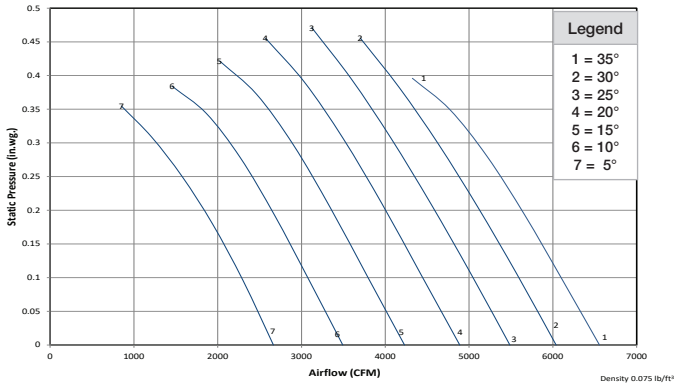
Performance shown is for installation type B: free inlet, ducted outlet. Performance ratings do not include the effects of appurtenances (accessories).

Sound power level ratings and A-weighted sound power ratings are shown in decibels, referred to 10<sup>-12</sup> watts, calculated per AMCA Standard 301. Values shown are for (inlet LWi or inlet LWiA) sound power levels for installation type B: free inlet, ducted outlet. The AMCA International Certified Ratings Seal for sound applies to LWA values only. dBA sound pressure values are weighted with 11.5 dB attenuation based on 5 feet from the fan in a hemispherical free field and are not licensed by AMCA International.

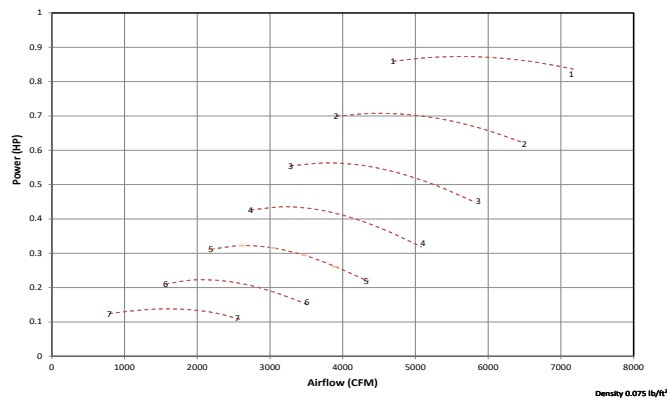
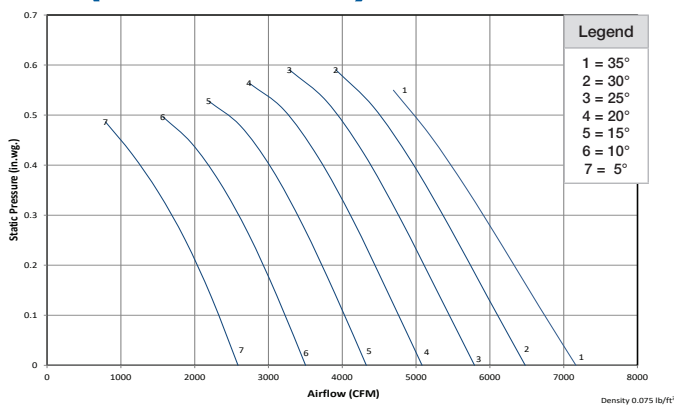
### Sound Data

1450 RPM Blade Pitch	C9		C10	
	% WOV	LwA	% WOV	LwA
35°	0	85	0	85
	50	84	50	84
	100	83	100	84
30°	0	84	0	84
	50	82	50	82
	100	82	100	83
25°	0	83	0	83
	50	81	50	80
	100	82	100	83
20°	0	81	0	82
	50	79	50	80
	100	81	100	83
15°	0	80	0	81
	50	78	50	80
	100	81	100	83
10°	0	81	0	82
	50	80	50	81
	100	81	100	82
5°	0	81	0	84
	50	82	50	81
	100	81	100	81

## C7 (1170 RPM)



## C8 (1170 RPM)



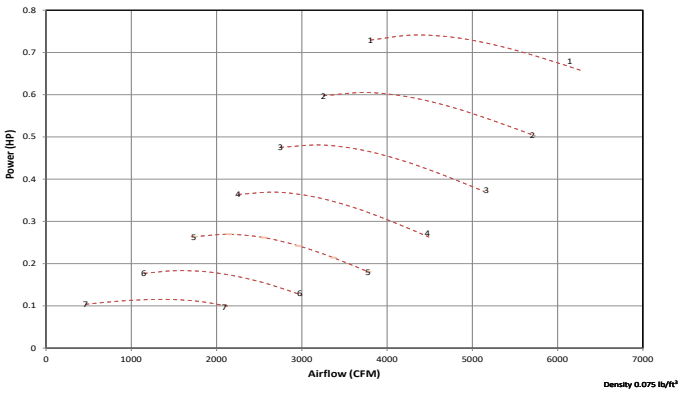
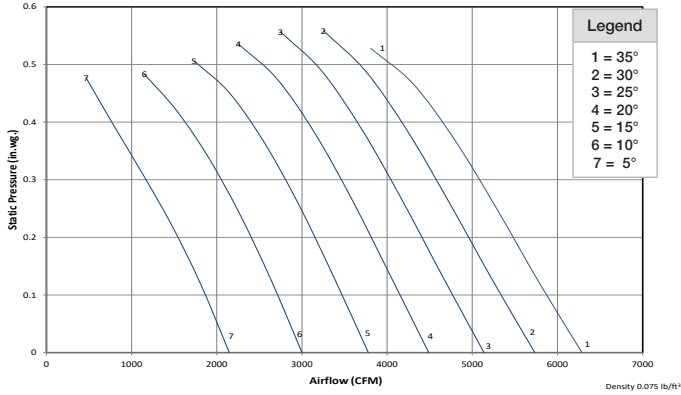
Performance shown is for installation type B: free inlet, ducted outlet. Performance ratings do not include the effects of appurtenances (accessories).

Sound power level ratings and A-weighted sound power ratings are shown in decibels, referred to 10<sup>-12</sup> watts, calculated per AMCA Standard 301. Values shown are for (inlet LWi or inlet LWiA) sound power levels for installation type B: free inlet, ducted outlet. The AMCA International Certified Ratings Seal for sound applies to LWA values only. dBA sound pressure values are weighted with 11.5 dB attenuation based on 5 feet from the fan in a hemispherical free field and are not licensed by AMCA International.

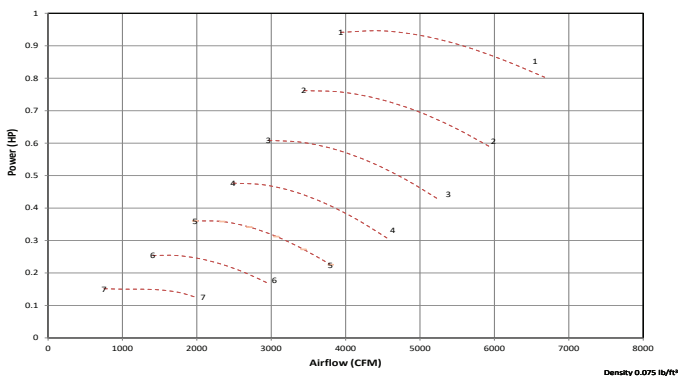
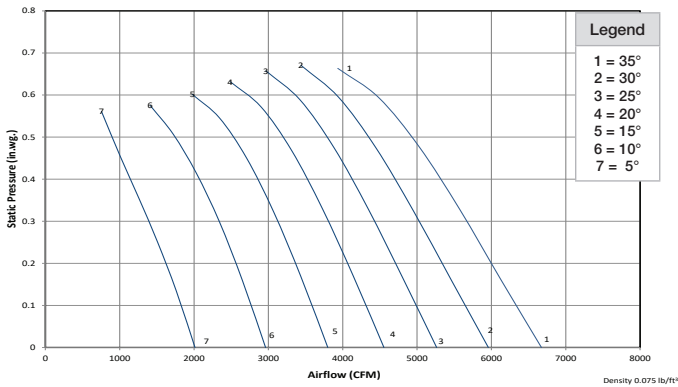
### Sound Data

1170 RPM Blade Pitch	C7		C8	
	% WOV	LwA	% WOV	LwA
35°	0	78	0	79
	50	77	50	78
	100	77	100	78
30°	0	77	0	78
	50	76	50	77
	100	75	100	76
25°	0	76	0	77
	50	74	50	75
	100	74	100	75
20°	0	75	0	77
	50	73	50	75
	100	75	100	76
15°	0	74	0	76
	50	72	50	74
	100	77	100	77
10°	0	75	0	77
	50	75	50	76
	100	76	100	77
5°	0	76	0	78
	50	77	50	78
	100	75	100	77

## C9 (1170 RPM)



## C10 (1170 RPM)



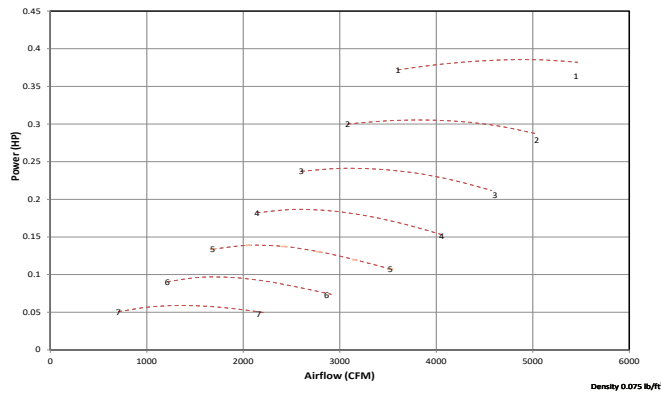
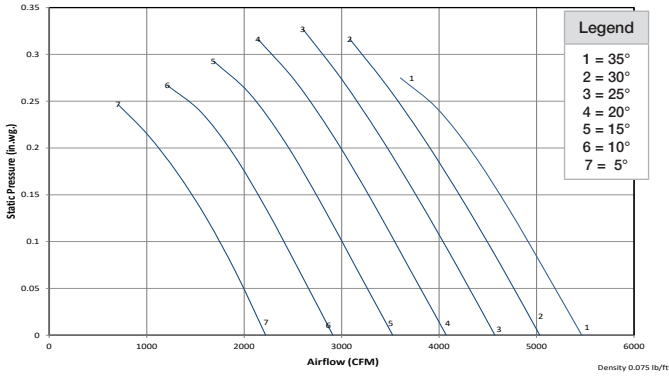
Performance shown is for installation type B: free inlet, ducted outlet. Performance ratings do not include the effects of appurtenances (accessories).

Sound power level ratings and A-weighted sound power ratings are shown in decibels, referred to 10<sup>-12</sup> watts, calculated per AMCA Standard 301. Values shown are for (inlet LWi or inlet LWiA) sound power levels for installation type B: free inlet, ducted outlet. The AMCA International Certified Ratings Seal for sound applies to LWA values only. dBA sound pressure values are weighted with 11.5 dB attenuation based on 5 feet from the fan in a hemispherical free field and are not licensed by AMCA International.

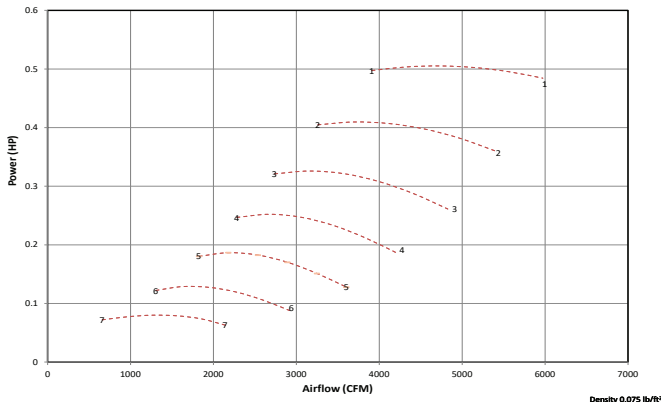
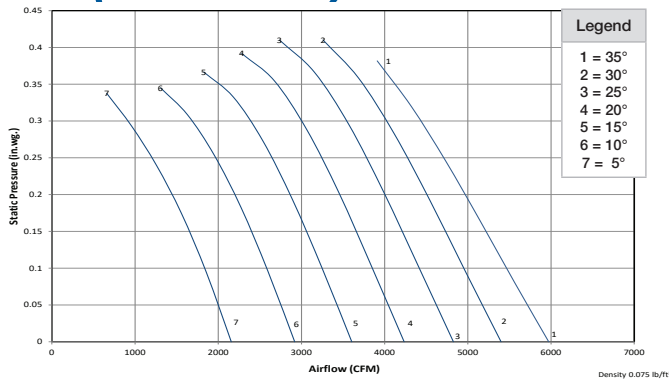
### Sound Data

1170 RPM Blade Pitch	C9		C10	
	% WOV	LwA	% WOV	LwA
35°	0	78	0	80
	50	77	50	78
	100	77	100	78
30°	0	78	0	79
	50	76	50	77
	100	76	100	78
25°	0	77	0	78
	50	75	50	75
	100	76	100	77
20°	0	75	0	77
	50	73	50	74
	100	75	100	77
15°	0	74	0	76
	50	72	50	74
	100	75	100	77
10°	0	75	0	77
	50	74	50	75
	100	75	100	76
5°	0	77	0	78
	50	76	50	76
	100	75	100	75

## C7 (975 RPM)



## C8 (975 RPM)



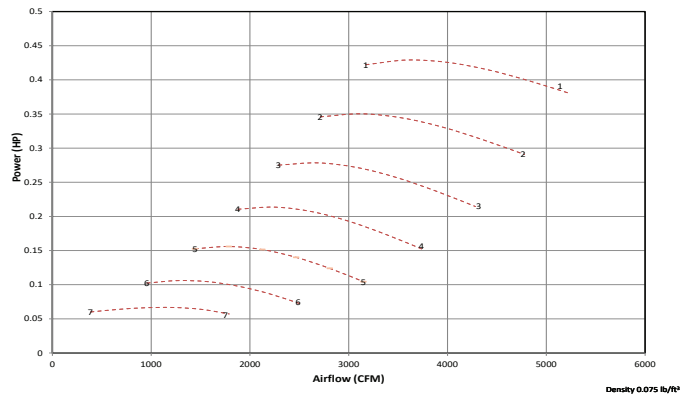
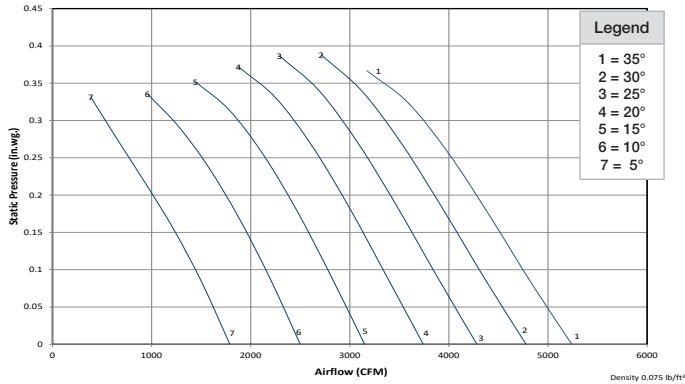
Performance shown is for installation type B: free inlet, ducted outlet. Performance ratings do not include the effects of appurtenances (accessories).

Sound power level ratings and A-weighted sound power ratings are shown in decibels, referred to 10<sup>-12</sup> watts, calculated per AMCA Standard 301. Values shown are for (inlet LWi or inlet LWiA) sound power levels for installation type B: free inlet, ducted outlet. The AMCA International Certified Ratings Seal for sound applies to LWA values only. dBA sound pressure values are weighted with 11.5 dB attenuation based on 5 feet from the fan in a hemispherical free field and are not licensed by AMCA International.

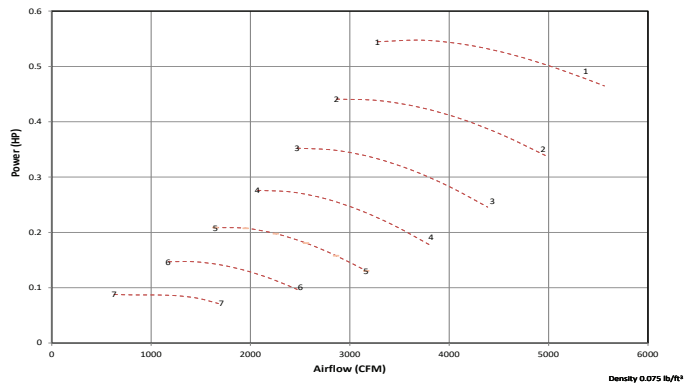
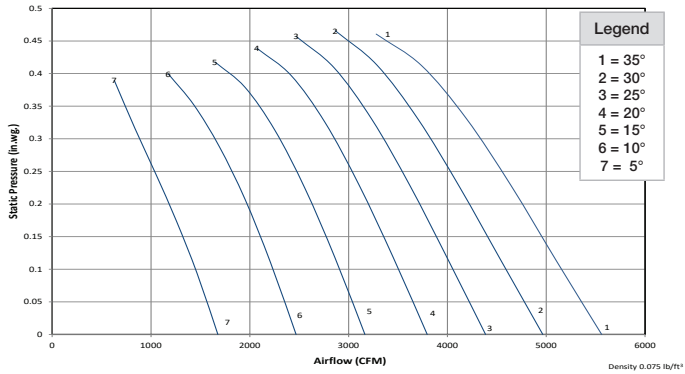
### Sound Data

975 RPM Blade Pitch	C7		C8	
	% WOV	LwA	% WOV	LwA
35°	0	73	0	75
	50	72	50	74
	100	72	100	73
30°	0	72	0	73
	50	71	50	72
	100	71	100	72
25°	0	71	0	72
	50	69	50	71
	100	69	100	70
20°	0	70	0	72
	50	69	50	70
	100	71	100	71
15°	0	69	0	71
	50	68	50	69
	100	72	100	72
10°	0	70	0	73
	50	70	50	71
	100	71	100	72
5°	0	71	0	74
	50	72	50	73
	100	70	100	72

## C9 (975 RPM)



## C10 (975 RPM)



Performance shown is for installation type B: free inlet, ducted outlet. Performance ratings do not include the effects of appurtenances (accessories).

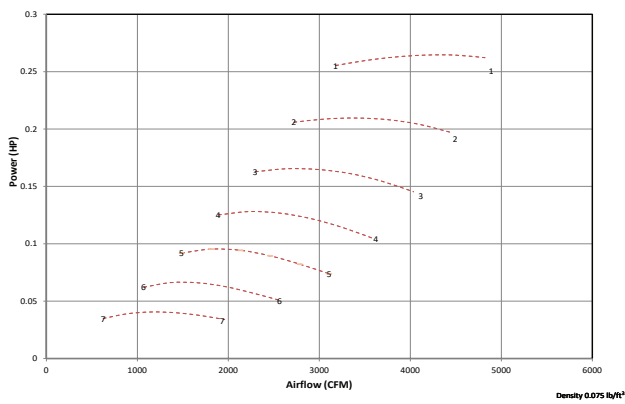
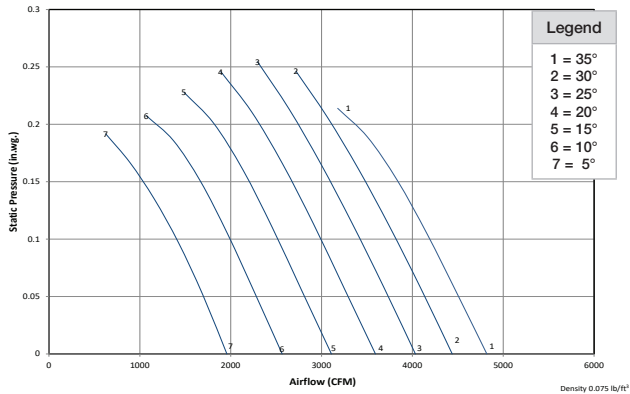
Sound power level ratings and A-weighted sound power ratings are shown in decibels, referred to 10<sup>-12</sup> watts, calculated per AMCA Standard 301. Values shown are for (inlet LWi or inlet LWiA) sound power levels for installation type B: free inlet, ducted outlet. The AMCA International Certified Ratings Seal for sound applies to LWA values only. dBA sound pressure values are weighted with 11.5 dB attenuation based on 5 feet from the fan in a hemispherical free field and are not licensed by AMCA International.

### Sound Data

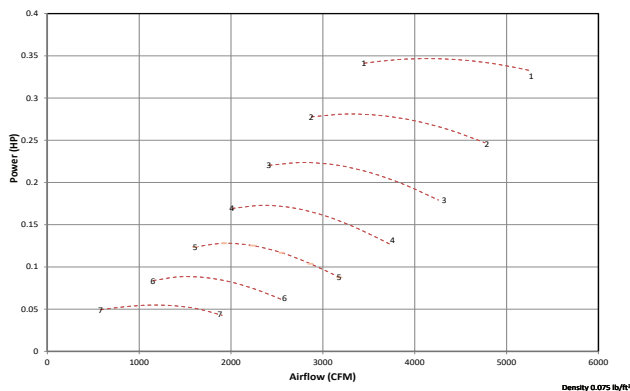
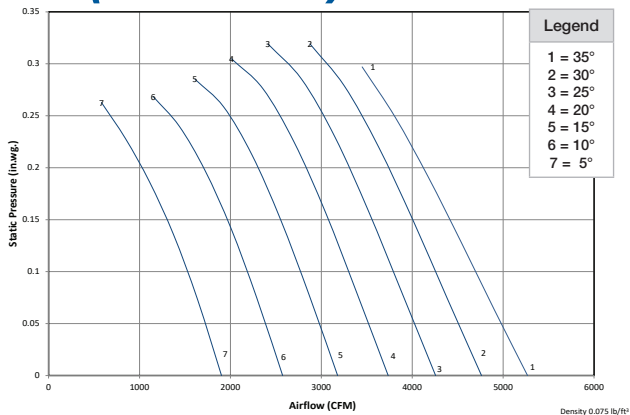
975 RPM Blade Pitch	C9		C10	
	% WOV	LwA	% WOV	LwA
35°	0	73	0	75
	50	72	50	73
	100	72	100	74
30°	0	73	0	74
	50	71	50	72
	100	71	100	73
25°	0	72	0	73
	50	70	50	70
	100	71	100	72
20°	0	71	0	72
	50	68	50	70
	100	70	100	72
15°	0	69	0	71
	50	67	50	69
	100	70	100	72
10°	0	70	0	72
	50	69	50	70
	100	70	100	71
5°	0	72	0	73
	50	72	50	71
	100	70	100	70



## C7 (860 RPM)



## C8 (860 RPM)



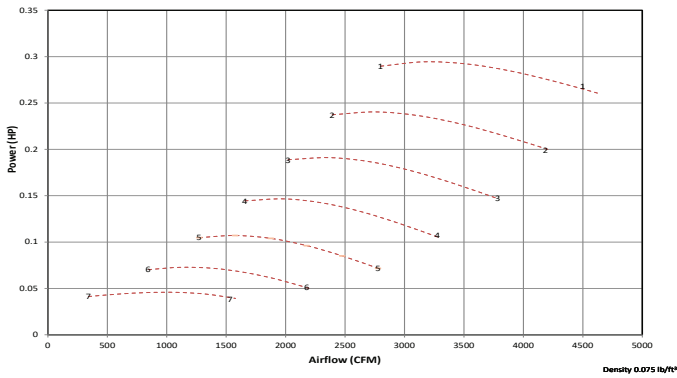
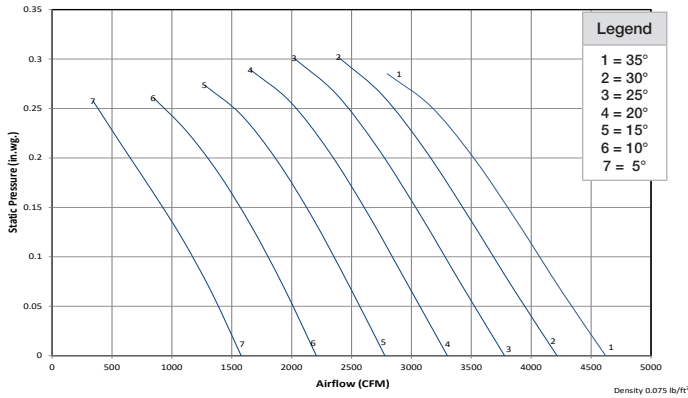
Performance shown is for installation type B: free inlet, ducted outlet. Performance ratings do not include the effects of appurtenances (accessories).

Sound power level ratings and A-weighted sound power ratings are shown in decibels, referred to 10<sup>-12</sup> watts, calculated per AMCA Standard 301. Values shown are for (inlet LWi or inlet LWiA) sound power levels for installation type B: free inlet, ducted outlet. The AMCA International Certified Ratings Seal for sound applies to LWA values only. dBA sound pressure values are weighted with 11.5 dB attenuation based on 5 feet from the fan in a hemispherical free field and are not licensed by AMCA International.

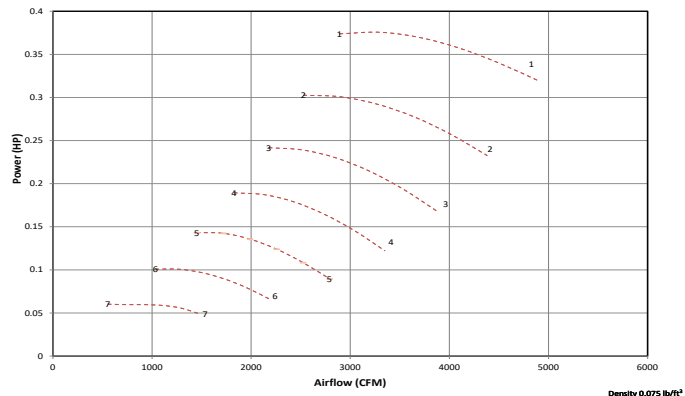
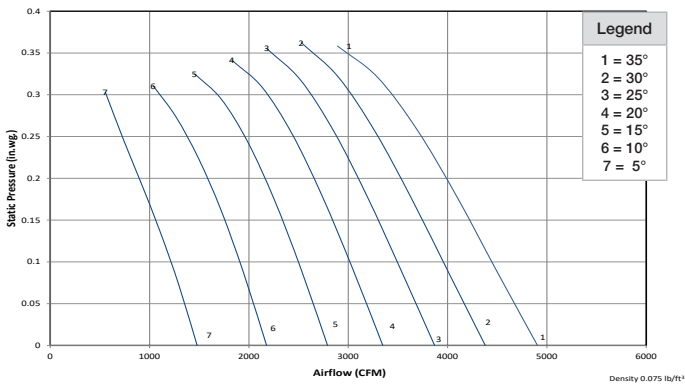
### Sound Data

860 RPM	C7		C8	
	Blade Pitch	% WOV	LwA	% WOV
35°	0	70	0	71
	50	69	50	70
	100	69	100	70
30°	0	69	0	70
	50	68	50	69
	100	67	100	68
25°	0	67	0	69
	50	66	50	67
	100	66	100	67
20°	0	67	0	69
	50	65	50	67
	100	67	100	68
15°	0	66	0	68
	50	64	50	66
	100	69	100	69
10°	0	67	0	69
	50	67	50	68
	100	68	100	69
5°	0	68	0	71
	50	69	50	70
	100	67	100	68

## C9 (860 RPM)



## C10 (860 RPM)



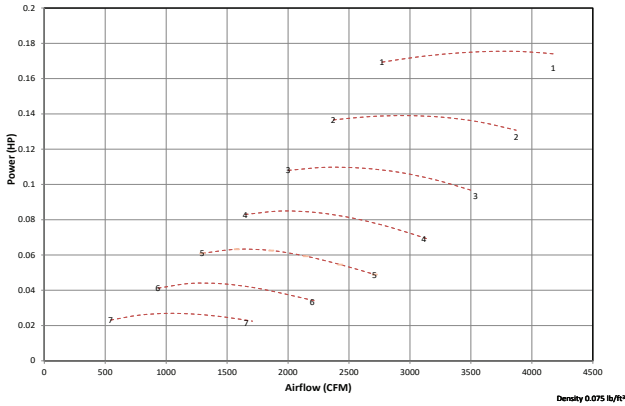
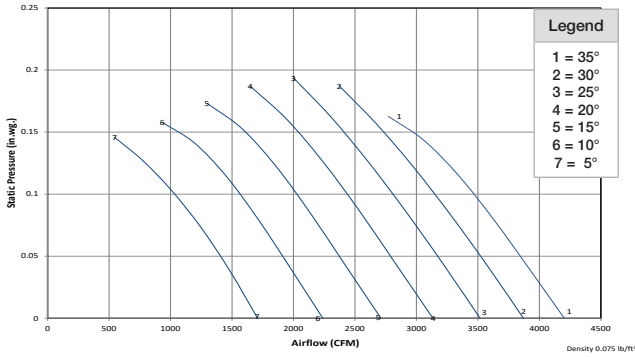
Performance shown is for installation type B: free inlet, ducted outlet. Performance ratings do not include the effects of appurtenances (accessories).

Sound power level ratings and A-weighted sound power ratings are shown in decibels, referred to 10<sup>-12</sup> watts, calculated per AMCA Standard 301. Values shown are for (inlet LWi or inlet LWiA) sound power levels for installation type B: free inlet, ducted outlet. The AMCA International Certified Ratings Seal for sound applies to LWA values only. dBA sound pressure values are weighted with 11.5 dB attenuation based on 5 feet from the fan in a hemispherical free field and are not licensed by AMCA International.

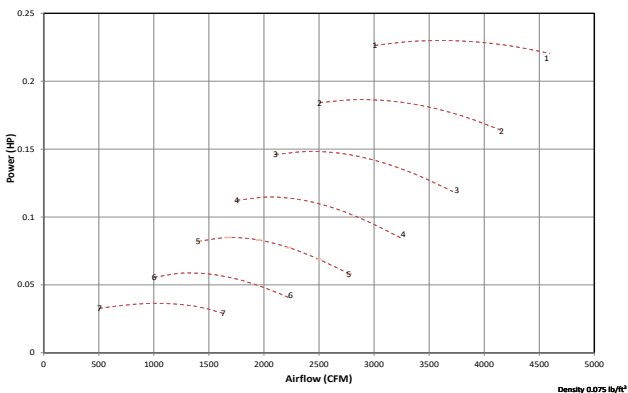
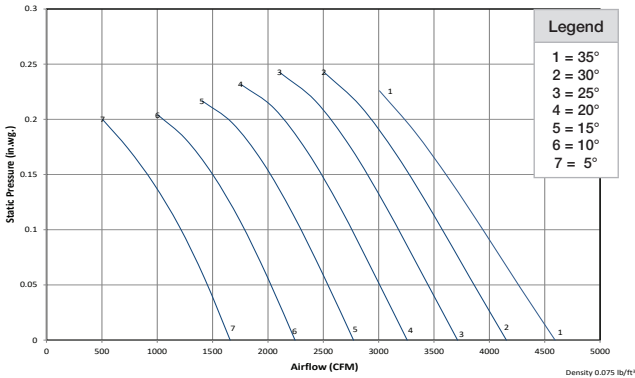
### Sound Data

860 RPM	C9		C10	
	% WOV	LwA	% WOV	LwA
35°	0	70	0	71
	50	69	50	70
	100	69	100	70
30°	0	69	0	70
	50	68	50	68
	100	69	100	69
25°	0	68	0	69
	50	67	50	66
	100	67	100	68
20°	0	67	0	68
	50	65	50	66
	100	67	100	68
15°	0	66	0	67
	50	63	50	66
	100	66	100	69
10°	0	67	0	69
	50	65	50	67
	100	66	100	67
5°	0	68	0	70
	50	68	50	67
	100	66	100	66

## C7 (750 RPM)



## C8 (750 RPM)



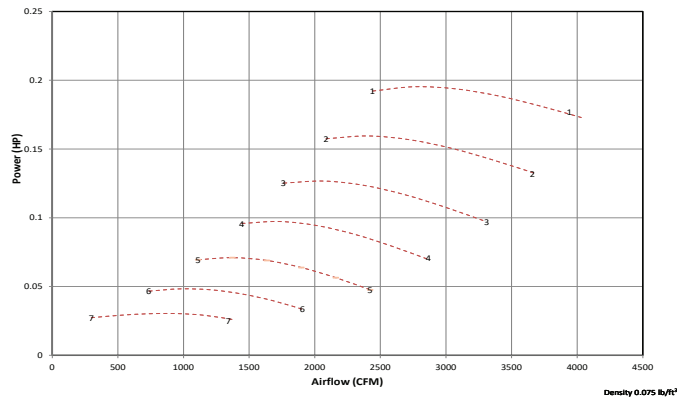
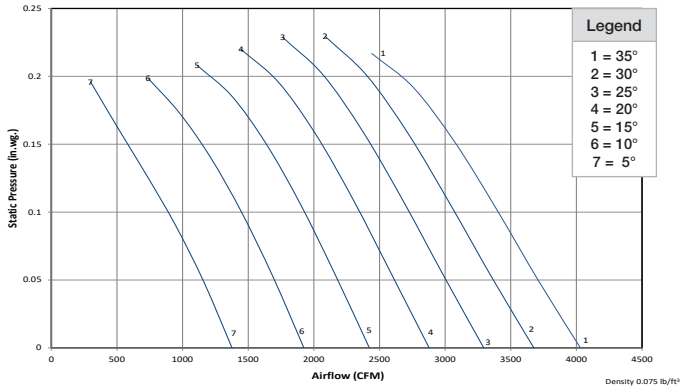
Performance shown is for installation type B: free inlet, ducted outlet. Performance ratings do not include the effects of appurtenances (accessories).

Sound power level ratings and A-weighted sound power ratings are shown in decibels, referred to 10<sup>-12</sup> watts, calculated per AMCA Standard 301. Values shown are for (inlet LWi or inlet LWiA) sound power levels for installation type B: free inlet, ducted outlet. The AMCA International Certified Ratings Seal for sound applies to LWA values only. dBA sound pressure values are weighted with 11.5 dB attenuation based on 5 feet from the fan in a hemispherical free field and are not licensed by AMCA International.

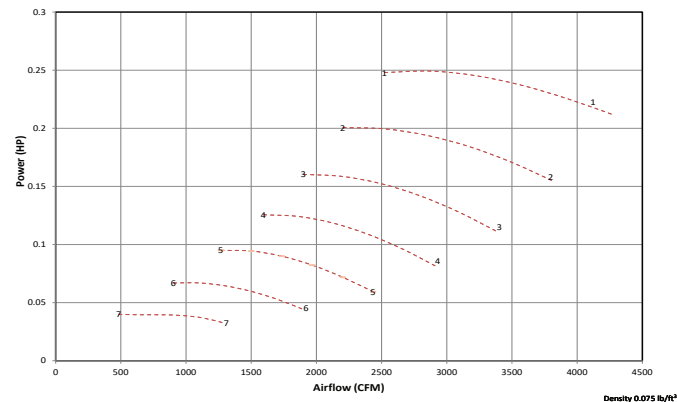
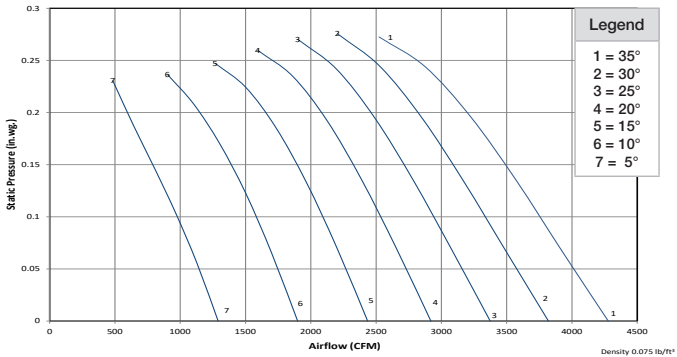
### Sound Data

750 RPM Blade Pitch	C7		C8	
	% WOV	LwA	% WOV	LwA
35°	0	66	0	68
	50	66	50	67
	100	65	100	66
30°	0	65	0	66
	50	64	50	65
	100	64	100	65
25°	0	64	0	65
	50	63	50	64
	100	62	100	64
20°	0	63	0	65
	50	62	50	63
	100	64	100	64
15°	0	63	0	65
	50	61	50	62
	100	65	100	65
10°	0	63	0	66
	50	63	50	64
	100	64	100	65
5°	0	64	0	67
	50	65	50	66
	100	63	100	65

## C9 (750 RPM)



## C10 (750 RPM)



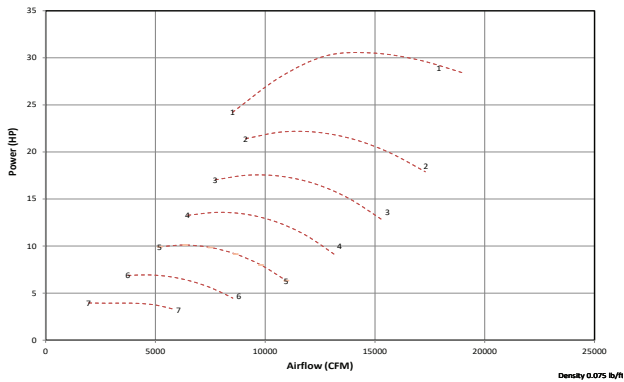
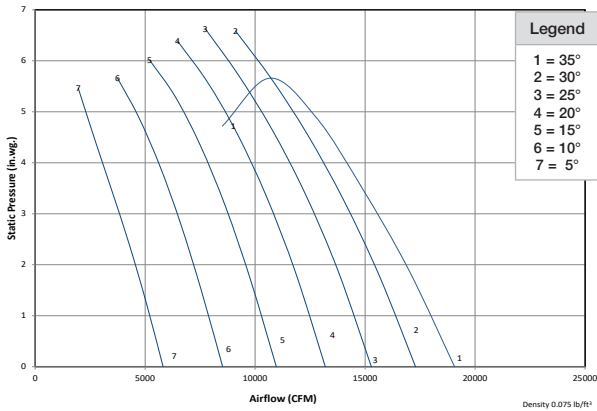
Performance shown is for installation type B: free inlet, ducted outlet. Performance ratings do not include the effects of appurtenances (accessories).

Sound power level ratings and A-weighted sound power ratings are shown in decibels, referred to 10<sup>-12</sup> watts, calculated per AMCA Standard 301. Values shown are for (inlet LWi or inlet LWiA) sound power levels for installation type B: free inlet, ducted outlet. The AMCA International Certified Ratings Seal for sound applies to LWA values only. dBA sound pressure values are weighted with 11.5 dB attenuation based on 5 feet from the fan in a hemispherical free field and are not licensed by AMCA International.

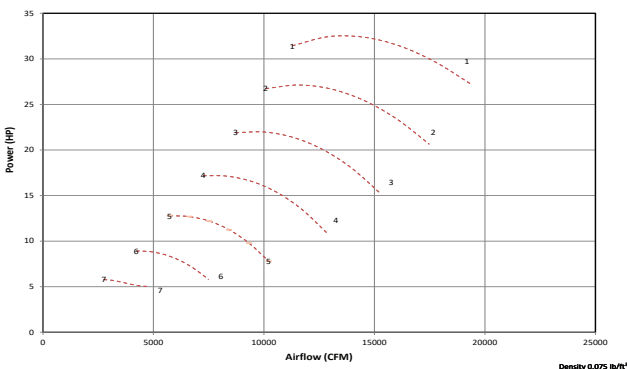
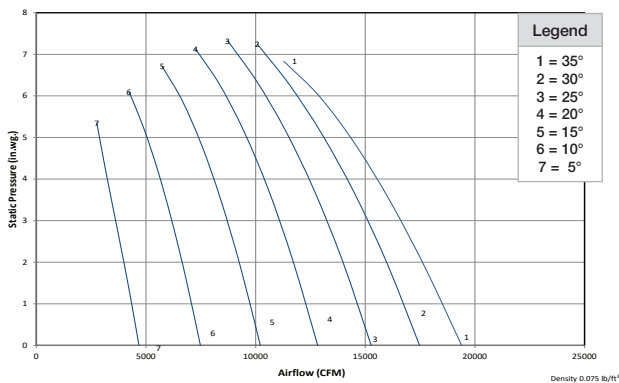
### Sound Data

750 RPM Blade Pitch	C9		C10	
	% WOV	LwA	% WOV	LwA
35°	0	66	0	67
	50	65	50	66
	100	65	100	67
30°	0	65	0	66
	50	64	50	64
	100	64	100	65
25°	0	65	0	65
	50	63	50	63
	100	63	100	64
20°	0	63	0	65
	50	61	50	62
	100	63	100	65
15°	0	62	0	64
	50	59	50	62
	100	62	100	65
10	0	63	0	65
	50	62	50	63
	100	62	100	64
5°	0	64	0	66
	50	64	50	63
	100	62	100	62

## C1 (3600 RPM)



## C2 (3600 RPM)



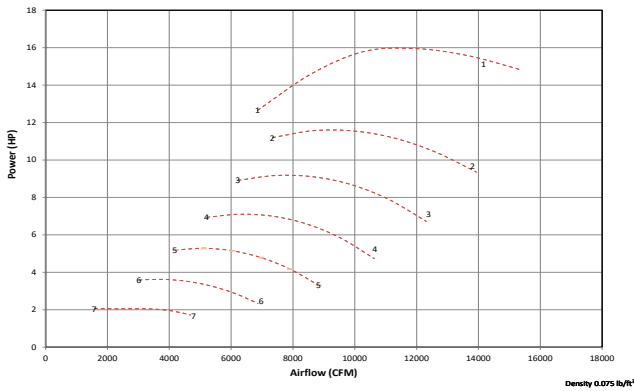
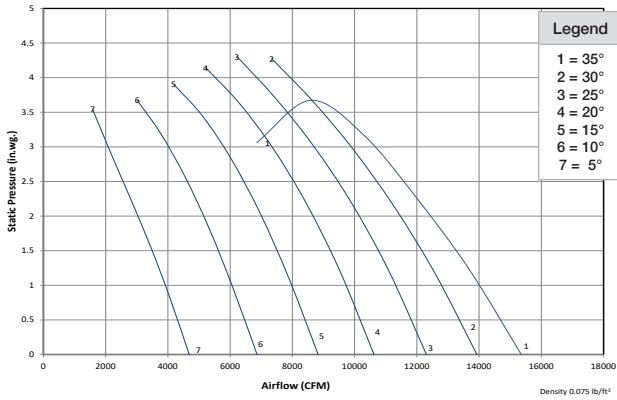
Performance shown is for installation type B: free inlet, ducted outlet. Performance ratings do not include the effects of appurtenances (accessories).

Sound power level ratings and A-weighted sound power ratings are shown in decibels, referred to 10<sup>-12</sup> watts, calculated per AMCA Standard 301. Values shown are for (inlet LWi or inlet LWiA) sound power levels for installation type B: free inlet, ducted outlet. The AMCA International Certified Ratings Seal for sound applies to LWA values only. dBA sound pressure values are weighted with 11.5 dB attenuation based on 5 feet from the fan in a hemispherical free field and are not licensed by AMCA International.

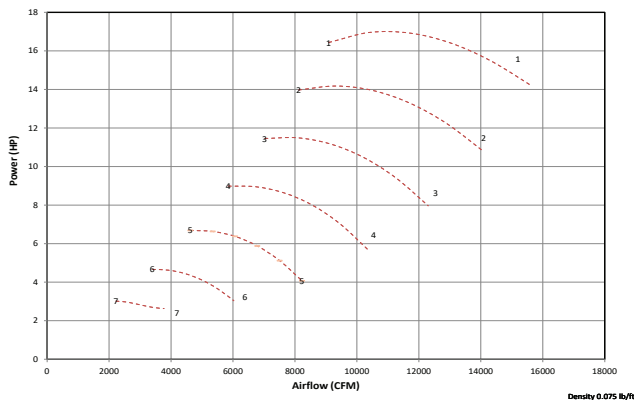
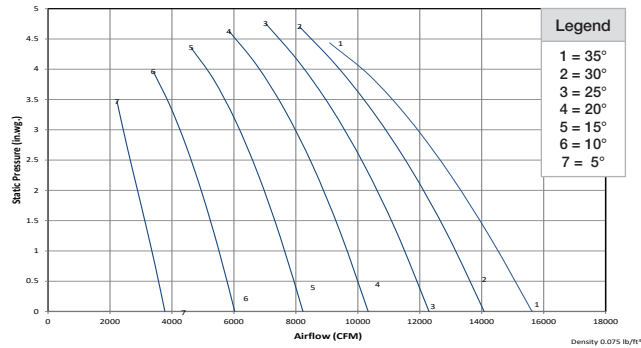
### Sound Data

3600 RPM	C1		C2	
	Blade Pitch	% WOV	LwA	% WOV
35°	0	112	0	110
	50	109	50	109
	100	110	100	108
30°	0	109	0	108
	50	107	50	107
	100	108	100	107
25°	0	107	0	107
	50	105	50	106
	100	107	100	107
20°	0	106	0	106
	50	104	50	106
	100	107	100	108
15°	0	105	9	106
	50	104	50	106
	100	107	100	110
10°	0	107	0	108
	50	107	50	107
	100	108	100	109
5°	0	109	0	109
	50	110	50	109
	100	109	100	109

## C1 (2900 RPM)



## C2 (2900 RPM)



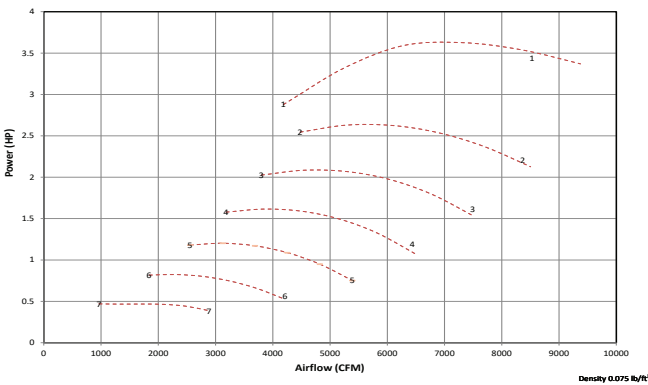
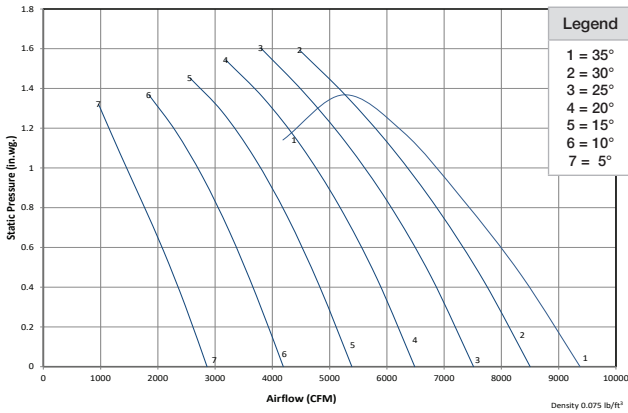
Performance shown is for installation type B: free inlet, ducted outlet. Performance ratings do not include the effects of appurtenances (accessories).

Sound power level ratings and A-weighted sound power ratings are shown in decibels, referred to 10<sup>-12</sup> watts, calculated per AMCA Standard 301. Values shown are for (inlet LWi or inlet LWiA) sound power levels for installation type B: free inlet, ducted outlet. The AMCA International Certified Ratings Seal for sound applies to LWA values only. dBA sound pressure values are weighted with 11.5 dB attenuation based on 5 feet from the fan in a hemispherical free field and are not licensed by AMCA International.

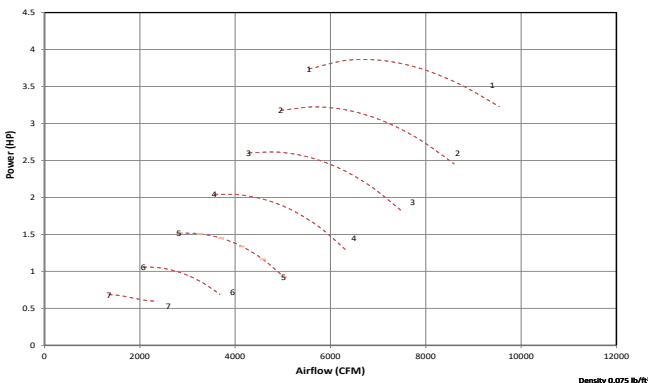
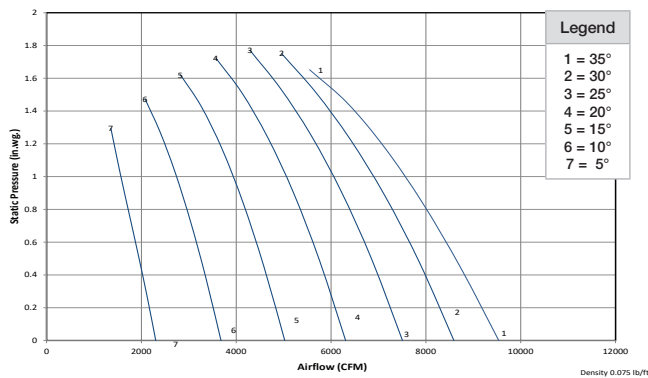
### Sound Data

2900 RPM	C1		C2		
	Blade Pitch	% WOV	LwA	% WOV	LwA
35°		0	104	0	104
		50	102	50	103
		100	102	100	103
30°		0	102	0	103
		50	100	50	102
		100	101	100	102
25°		0	101	0	101
		50	98	50	100
		100	100	100	101
20°		0	100	0	101
		50	98	50	100
		100	100	100	102
15°		0	99	0	101
		50	98	50	100
		100	100	100	103
10°		0	101	0	102
		50	100	50	101
		100	101	100	103
5°		0	103	0	103
		50	103	50	102
		100	102	100	103

## C1 (1770 RPM)



## C2 (1770 RPM)



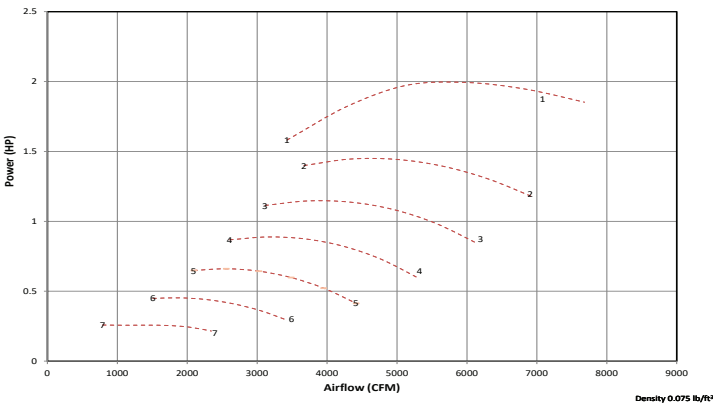
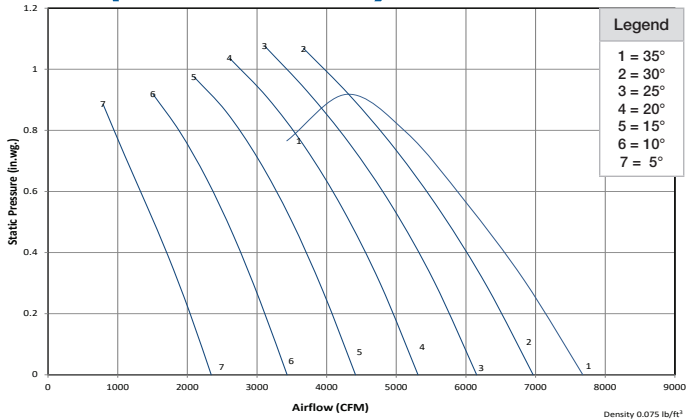
Performance shown is for installation type B: free inlet, ducted outlet. Performance ratings do not include the effects of appurtenances (accessories).

Sound power level ratings and A-weighted sound power ratings are shown in decibels, referred to 10<sup>-12</sup> watts, calculated per AMCA Standard 301. Values shown are for (inlet LWi or inlet LWiA) sound power levels for installation type B: free inlet, ducted outlet. The AMCA International Certified Ratings Seal for sound applies to LWA values only. dBA sound pressure values are weighted with 11.5 dB attenuation based on 5 feet from the fan in a hemispherical free field and are not licensed by AMCA International.

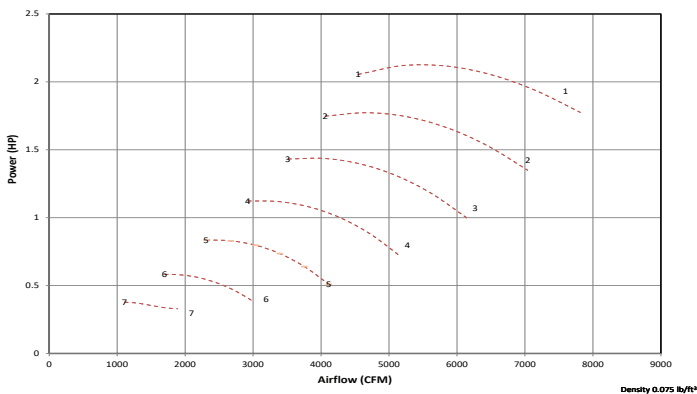
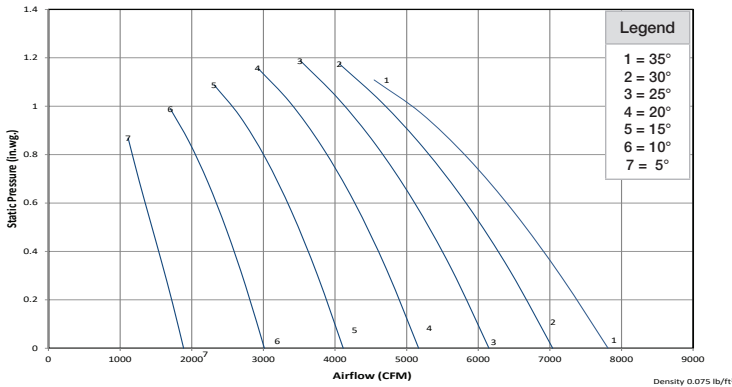
### Sound Data

1770 RPM	C1		C2	
	Blade Pitch	% WOV	LwA	% WOV
35°	0	91	0	92
	50	90	50	91
	100	89	100	90
30°	0	90	0	91
	50	88	50	89
	100	88	100	89
25°	0	89	0	89
	50	86	50	88
	100	88	100	88
20°	0	88	0	89
	50	86	50	88
	100	87	100	89
15°	0	87	0	89
	50	85	50	88
	100	87	100	91
10°	0	89	0	90
	50	88	50	89
	100	88	100	91
5°	0	91	0	91
	50	91	50	90
	100	90	100	91

## C1 (1450 RPM)



## C2 (1450 RPM)



Performance shown is for installation type B: free inlet, ducted outlet. Performance ratings do not include the effects of appurtenances (accessories).

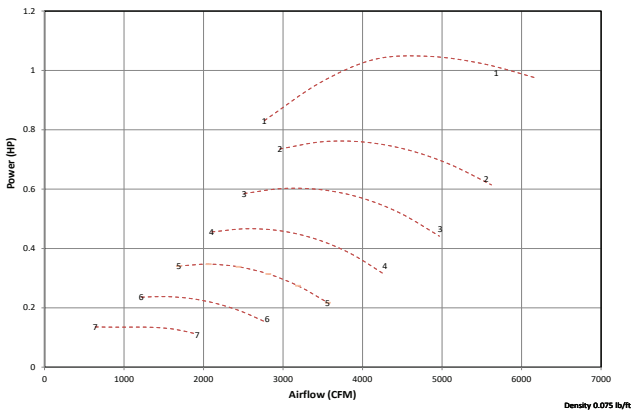
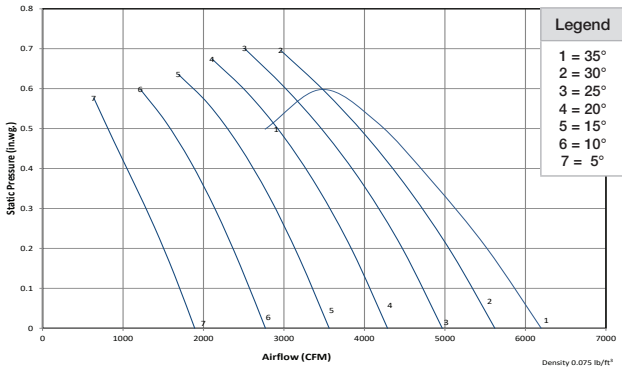
Sound power level ratings and A-weighted sound power ratings are shown in decibels, referred to 10<sup>-12</sup> watts, calculated per AMCA Standard 301. Values shown are for (inlet LWi or inlet LWiA) sound power levels for installation type B: free inlet, ducted outlet. The AMCA International Certified Ratings Seal for sound applies to LWA values only. dBA sound pressure values are weighted with 11.5 dB attenuation based on 5 feet from the fan in a hemispherical free field and are not licensed by AMCA International.

### Sound Data

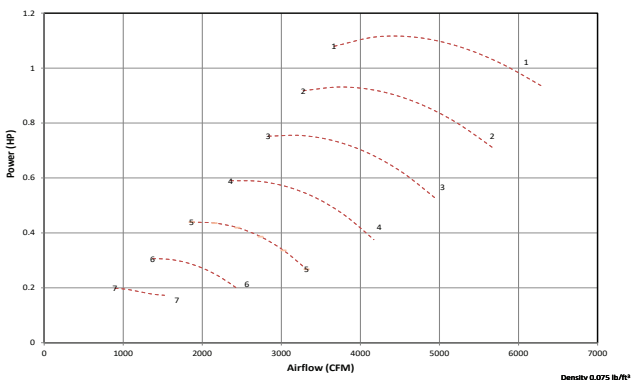
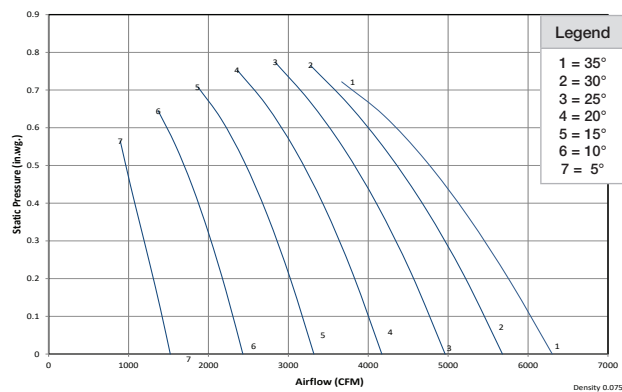
1450 RPM	C1		C2	
	% WOV	LwA	% WOV	LwA
35°	0	86	0	87
	50	84	50	86
	100	84	100	85
30°	0	85	0	86
	50	83	50	84
	100	83	100	84
25°	0	84	0	85
	50	81	50	83
	100	82	100	83
20°	0	83	0	84
	50	80	50	83
	100	82	100	84
15°	0	82	0	84
	50	80	50	83
	100	82	100	85
10°	0	84	0	85
	50	82	50	84
	100	83	100	85
5°	0	86	0	86
	50	85	50	85
	100	84	100	85



## C1 (1170 RPM)



## C2 (1170 RPM)



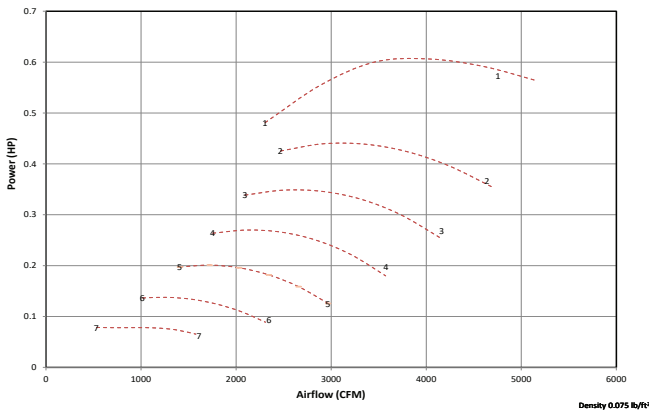
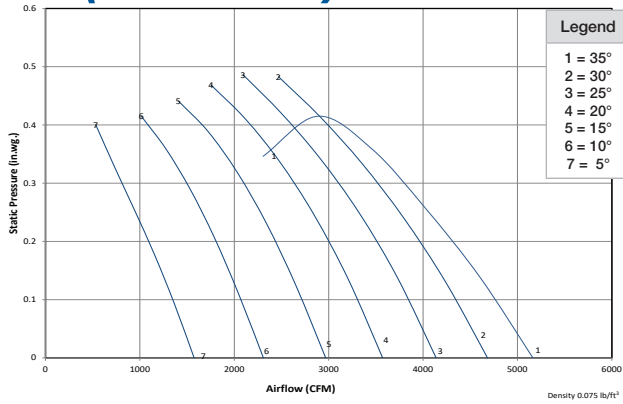
Performance shown is for installation type B: free inlet, ducted outlet. Performance ratings do not include the effects of appurtenances (accessories).

Sound power level ratings and A-weighted sound power ratings are shown in decibels, referred to 10<sup>-12</sup> watts, calculated per AMCA Standard 301. Values shown are for (inlet LWi or inlet LWiA) sound power levels for installation type B: free inlet, ducted outlet. The AMCA International Certified Ratings Seal for sound applies to LWA values only. dBA sound pressure values are weighted with 11.5 dB attenuation based on 5 feet from the fan in a hemispherical free field and are not licensed by AMCA International.

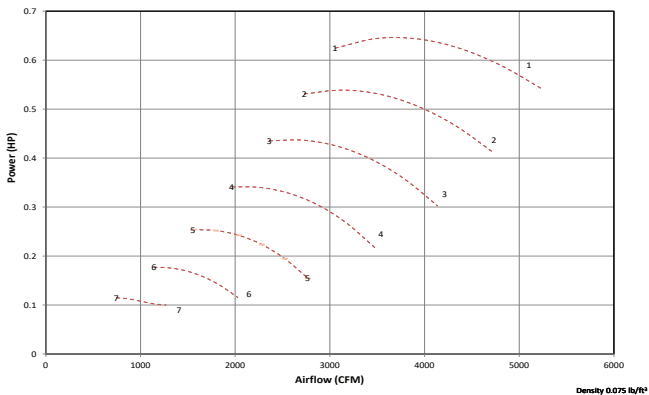
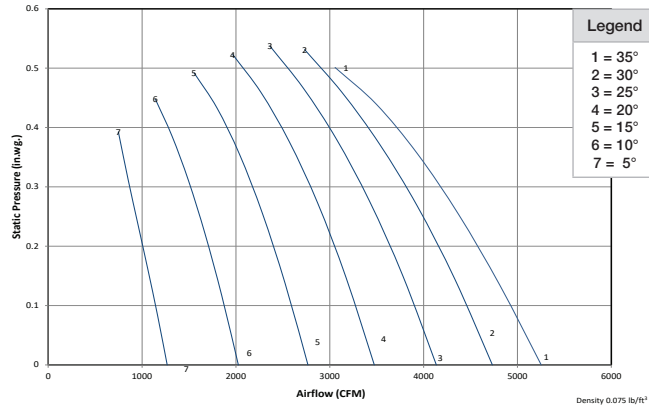
### Sound Data

1170 RPM Blade Pitch	C1		C2	
	% WOV	LwA	% WOV	LwA
35°	0	81	0	81
	50	79	50	80
	100	78	100	79
30°	0	79	0	80
	50	77	50	79
	100	77	100	78
25°	0	78	0	79
	50	75	50	77
	100	77	100	77
20°	0	78	0	79
	50	75	50	77
	100	76	100	78
15°	0	77	0	79
	50	74	50	77
	100	76	100	79
10°	0	78	0	80
	50	77	50	78
	100	77	100	79
5°	0	80	0	81
	50	80	50	79
	100	79	100	79

## C1 (975 RPM)



## C2 (975 RPM)



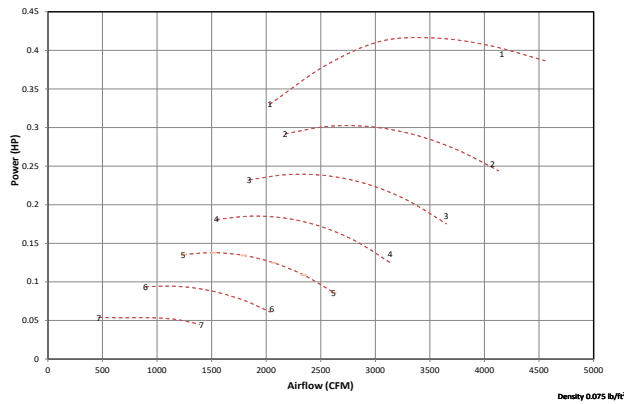
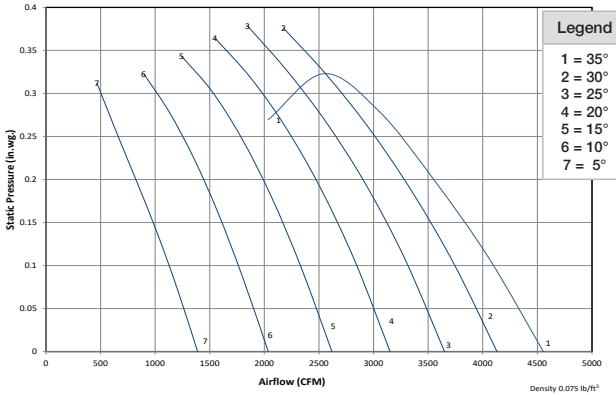
Performance shown is for installation type B: free inlet, ducted outlet. Performance ratings do not include the effects of appurtenances (accessories).

Sound power level ratings and A-weighted sound power ratings are shown in decibels, referred to 10<sup>-12</sup> watts, calculated per AMCA Standard 301. Values shown are for (inlet LWi or inlet LWiA) sound power levels for installation type B: free inlet, ducted outlet. The AMCA International Certified Ratings Seal for sound applies to LWA values only. dBA sound pressure values are weighted with 11.5 dB attenuation based on 5 feet from the fan in a hemispherical free field and are not licensed by AMCA International.

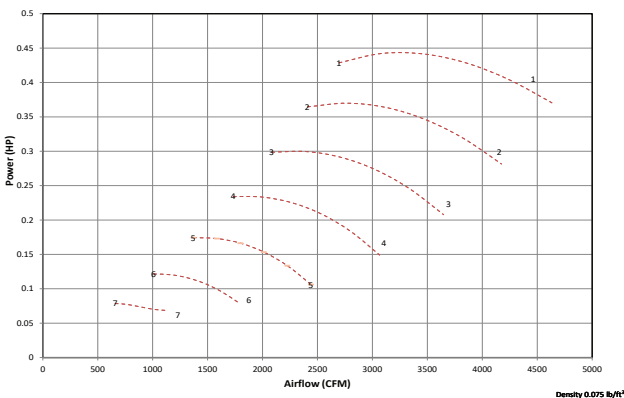
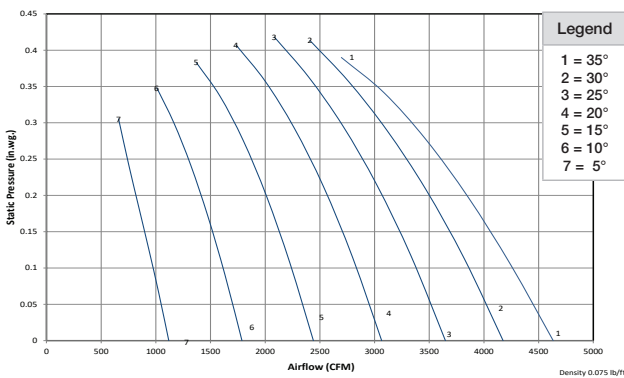
### Sound Data

975 RPM	C1		C2	
	% WOV	LwA	% WOV	LwA
35°	0	76	0	77
	50	74	50	75
	100	73	100	74
30°	0	75	0	76
	50	72	50	74
	100	73	100	73
25°	0	74	0	75
	50	71	50	73
	100	72	100	72
20°	0	73	0	74
	50	70	50	73
	100	71	100	73
15°	0	72	0	74
	50	69	50	73
	100	71	100	74
10°	0	74	0	75
	50	72	50	74
	100	72	100	74
5°	0	76	0	76
	50	75	50	75
	100	74	100	74

## C1 (860 RPM)



## C2 (860 RPM)



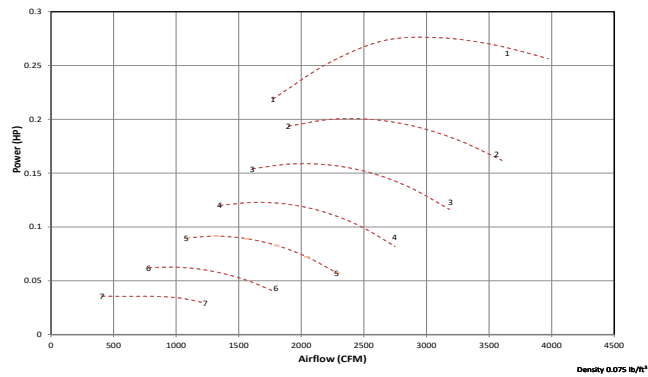
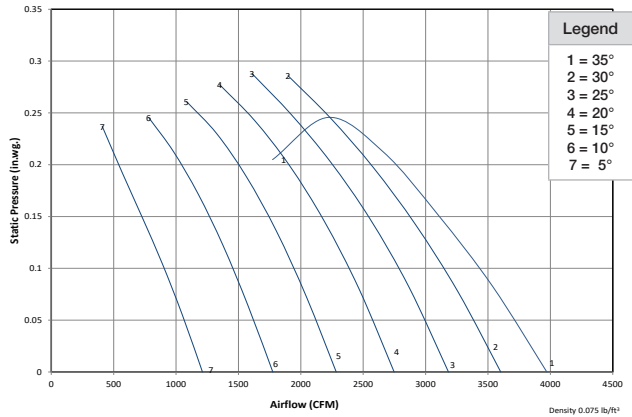
Performance shown is for installation type B: free inlet, ducted outlet. Performance ratings do not include the effects of appurtenances (accessories).

Sound power level ratings and A-weighted sound power ratings are shown in decibels, referred to 10<sup>-12</sup> watts, calculated per AMCA Standard 301. Values shown are for (inlet LWi or inlet LWiA) sound power levels for installation type B: free inlet, ducted outlet. The AMCA International Certified Ratings Seal for sound applies to LWA values only. dBA sound pressure values are weighted with 11.5 dB attenuation based on 5 feet from the fan in a hemispherical free field and are not licensed by AMCA International.

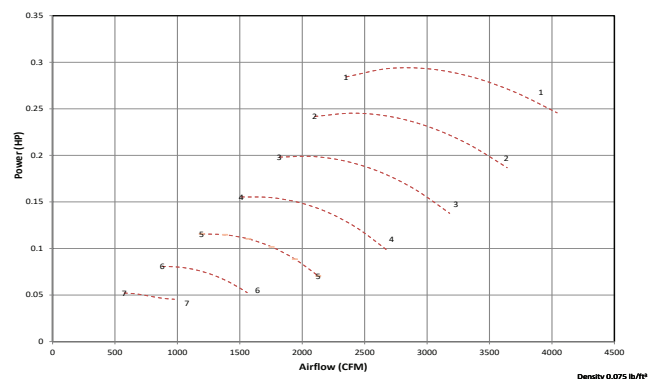
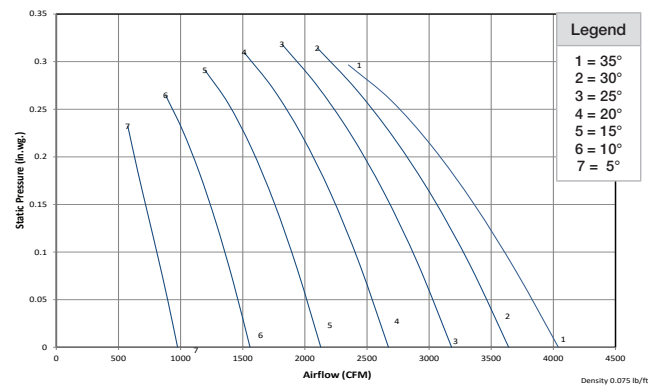
### Sound Data

860 RPM Blade Pitch	C1		C2	
	% WOV	LwA	% WOV	LwA
35°	0	73	0	73
	50	71	50	72
	100	70	100	71
30°	0	72	0	72
	50	69	50	71
	100	69	100	70
25°	0	70	0	71
	50	67	50	69
	100	68	100	69
20°	0	70	0	71
	50	67	50	69
	100	68	100	70
15°	0	69	0	71
	50	66	50	69
	100	67	100	71
10°	0	70	0	71
	50	68	50	70
	100	68	100	71
5°	0	72	0	72
	50	71	50	71
	100	70	100	71

## C1 (750 RPM)



## C2 (750 RPM)

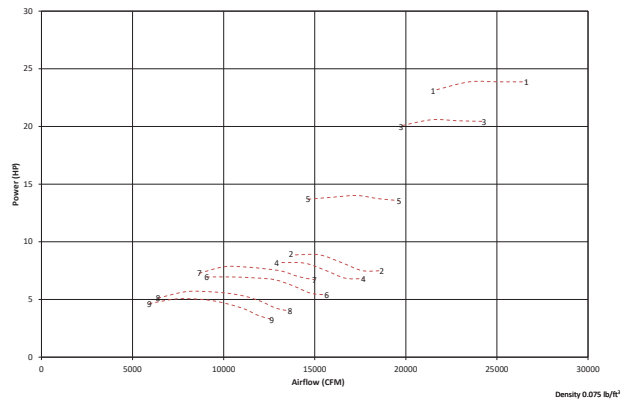
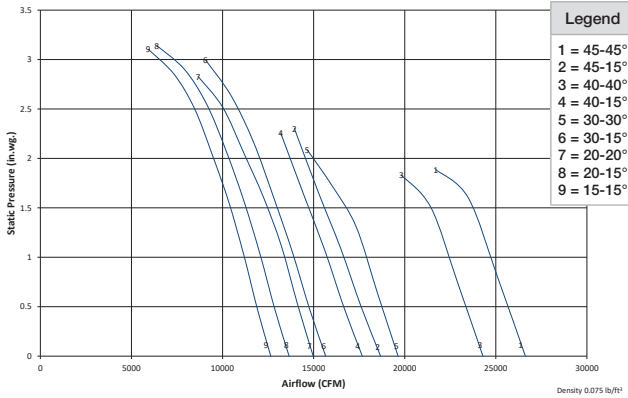


Performance shown is for installation type B: free inlet, ducted outlet. Performance ratings do not include the effects of appurtenances (accessories).

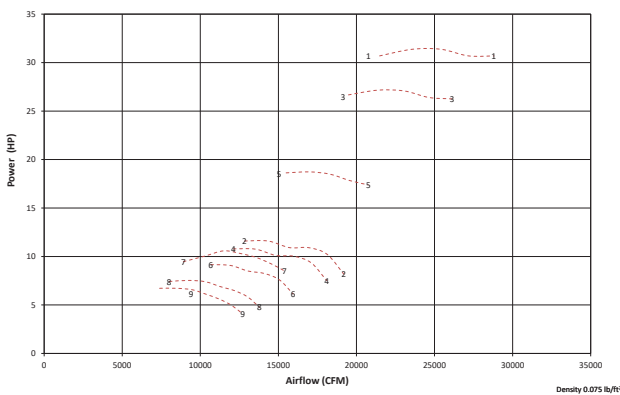
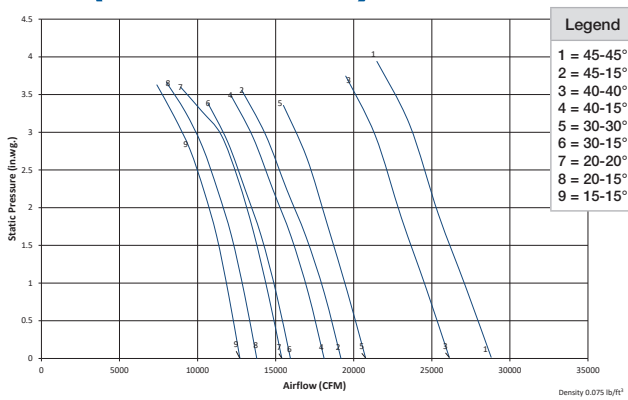
Sound power level ratings and A-weighted sound power ratings are shown in decibels, referred to 10<sup>-12</sup> watts, calculated per AMCA Standard 301. Values shown are for (inlet LWi or inlet LWiA) sound power levels for installation type B: free inlet, ducted outlet. The AMCA International Certified Ratings Seal for sound applies to LWA values only. dBA sound pressure values are weighted with 11.5 dB attenuation based on 5 feet from the fan in a hemispherical free field and are not licensed by AMCA International.

### Sound Data

750 RPM	C1		C2	
	% WOV	LwA	% WOV	LwA
35°	0	69	0	70
	50	67	50	69
	100	66	100	67
30°	0	68	0	69
	50	65	50	67
	100	66	100	66
25°	0	67	0	68
	50	64	50	66
	100	65	100	65
20°	0	66	0	67
	50	63	50	66
	100	64	100	66
15°	0	66	0	67
	50	62	50	66
	100	64	100	67
10°	0	67	0	68
	50	65	50	66
	100	65	100	67
5°	0	68	0	69
	50	67	50	67
	100	66	100	67



## W4 (2900 RPM)



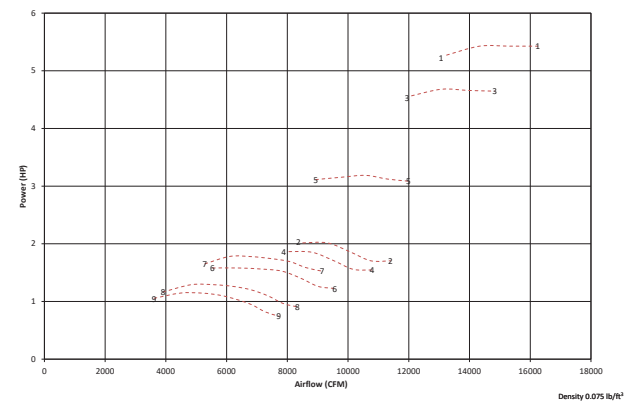
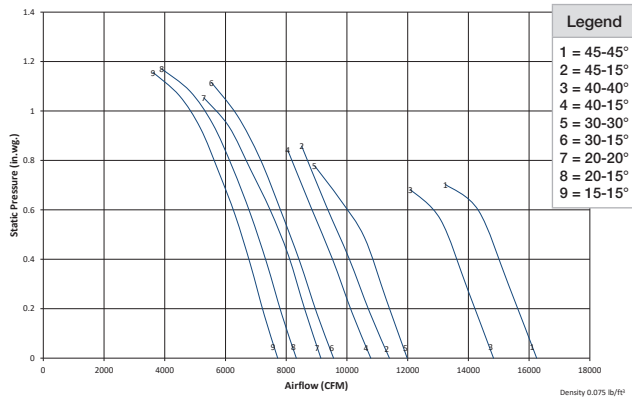
Performance shown is for installation type B: free inlet, ducted outlet. Performance ratings do not include the effects of appurtenances (accessories).

Sound power level ratings and A-weighted sound power ratings are shown in decibels, referred to 10<sup>-12</sup> watts, calculated per AMCA Standard 301. Values shown are for (inlet LWi or inlet LWiA) sound power levels for installation type B: free inlet, ducted outlet. The AMCA International Certified Ratings Seal for sound applies to LWA values only. dBA sound pressure values are weighted with 11.5 dB attenuation based on 5 feet from the fan in a hemispherical free field and are not licensed by AMCA International.

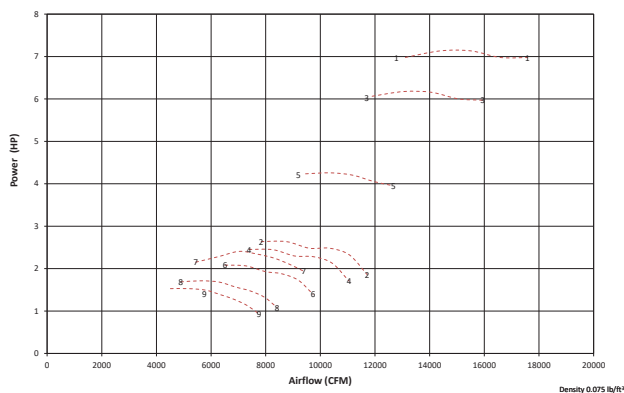
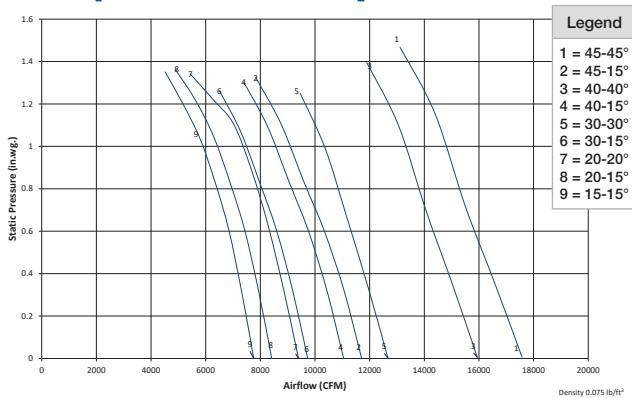
## Sound Data

2900 RPM	W2		W4		
	Blade Pitch	% WOV	LwA	% WOV	LwA
45-45°		100	108	100	110
		80	111	89	110
		41	113	41	112
45-15°		100	107	100	108
		90	107	90	108
		41	113	61	107
		100	107	100	108
40-40°		90	107	90	109
		75	113	68	107
40-15°		100	102	100	104
		90	102	90	103
		60	103	60	108
	30-30°	100	104	100	104
		80	105	90	104
	30-15°		41	106	60
		100	100	100	102
		80	99	90	102
		50	107	60	108
20-20°		100	101	100	101
		80	100	90	101
		50	104	61	105
	20-15°		100	100	100
		93	99	90	100
		70	100	60	107
	15-15°		100	100	100
		94	100	90	99
	70	98	60	106	

## W2 (1770 RPM)



## W4 (1770 RPM)



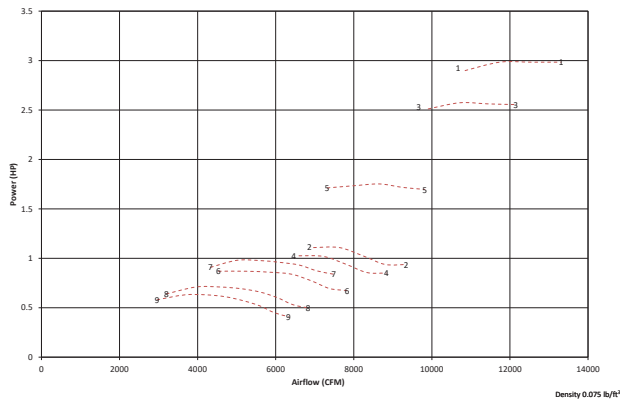
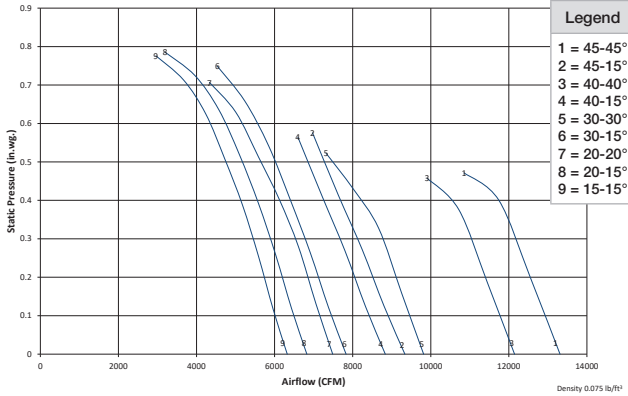
Performance shown is for installation type B: free inlet, ducted outlet. Performance ratings do not include the effects of appurtenances (accessories).

Sound power level ratings and A-weighted sound power ratings are shown in decibels, referred to 10<sup>-12</sup> watts, calculated per AMCA Standard 301. Values shown are for (inlet LWi or inlet LWiA) sound power levels for installation type B: free inlet, ducted outlet. The AMCA International Certified Ratings Seal for sound applies to LWA values only. dBA sound pressure values are weighted with 11.5 dB attenuation based on 5 feet from the fan in a hemispherical free field and are not licensed by AMCA International.

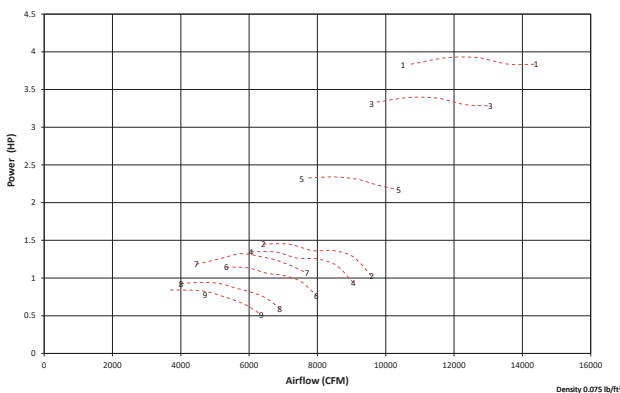
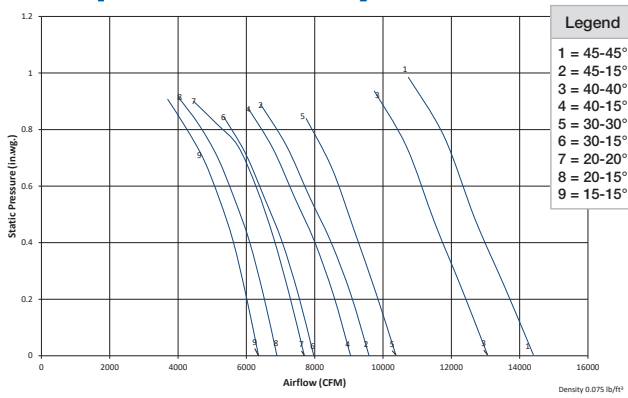
### Sound Data

1770 RPM Blade Pitch	W2		W4	
	% WOV	LwA	% WOV	LwA
45-45°	100	98	100	100
	80	97	89	99
	41	95	41	94
45-15°	100	96	100	97
	41	95	61	97
40-40°	100	97	100	98
	90	96	90	98
40-15°	100	90	100	92
	90	89	90	91
	60	91	60	95
30-30°	100	93	100	92
	80	94	90	92
	41	88	60	94
30-15°	100	88	100	91
	80	87	90	90
	50	95	60	95
20-20°	100	89	100	90
	80	88	90	90
	50	92	61	94
20-15°	100	88	100	89
	93	87	90	88
15-15°	100	88	100	89
	94	87	90	88
	70	87	60	94

## W2 (1450 RPM)



## W4 (1450 RPM)



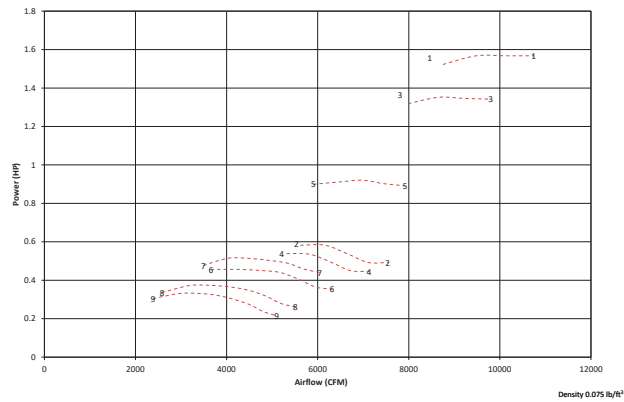
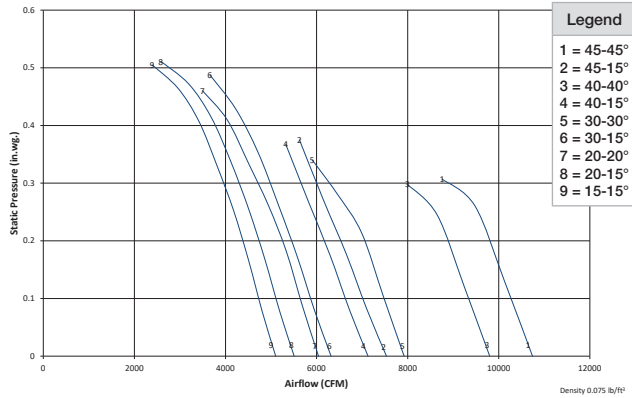
Performance shown is for installation type B: free inlet, ducted outlet. Performance ratings do not include the effects of appurtenances (accessories).

Sound power level ratings and A-weighted sound power ratings are shown in decibels, referred to 10<sup>-12</sup> watts, calculated per AMCA Standard 301. Values shown are for (inlet LWi or inlet LWiA) sound power levels for installation type B: free inlet, ducted outlet. The AMCA International Certified Ratings Seal for sound applies to LWA values only. dBA sound pressure values are weighted with 11.5 dB attenuation based on 5 feet from the fan in a hemispherical free field and are not licensed by AMCA International.

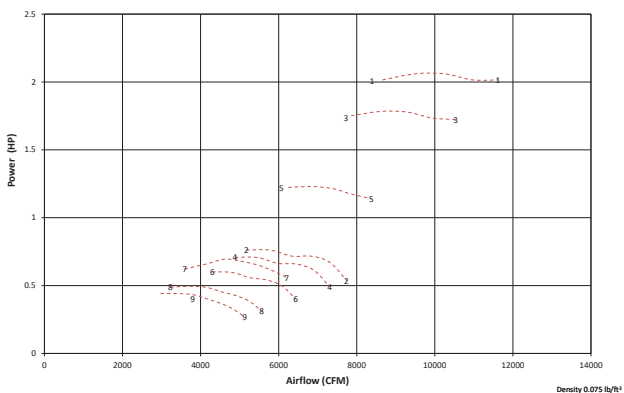
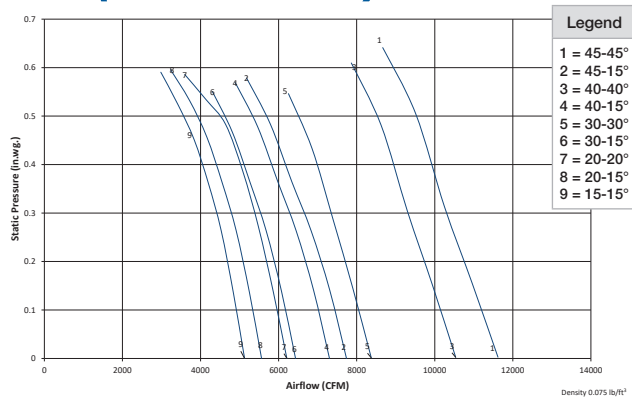
### Sound Data

1450 RPM Blade Pitch	W2		W4	
	% WOV	LwA	% WOV	LwA
45-45°	100	93	100	96
	80	92	89	95
	41	89	41	89
45-15°	100	92	100	93
	90	92	90	93
	41	89	61	93
40-40°	100	93	100	93
	90	92	90	94
	75	93	68	92
40-15°	100	85	100	87
	90	85	90	87
	60	87	60	90
30-30°	100	89	100	88
	80	89	90	88
	41	83	60	90
30-15°	100	84	100	86
	80	83	90	86
	50	90	60	91
20-20°	100	84	100	85
	80	84	90	85
	50	88	61	89
20-15°	100	83	100	84
	93	83	90	84
	70	84	60	90
15-15°	100	83	100	84
	94	83	90	83
	70	82	60	89

## W2 (1170 RPM)



## W4 (1170 RPM)



Performance shown is for installation type B: free inlet, ducted outlet. Performance ratings do not include the effects of appurtenances (accessories).

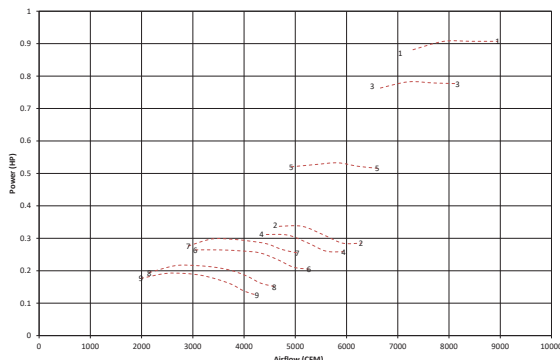
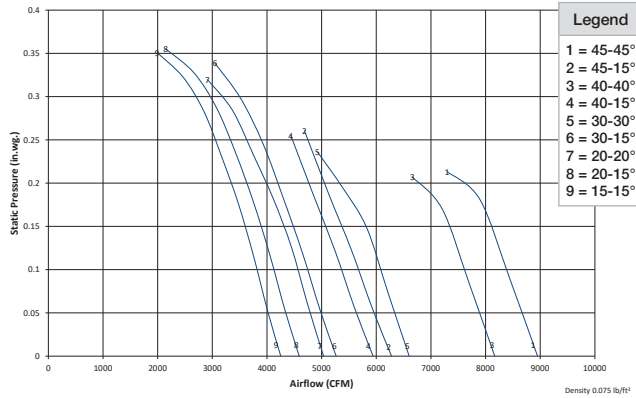
Sound power level ratings and A-weighted sound power ratings are shown in decibels, referred to 10<sup>-12</sup> watts, calculated per AMCA Standard 301. Values shown are for (inlet LWi or inlet LWiA) sound power levels for installation type B: free inlet, ducted outlet. The AMCA International Certified Ratings Seal for sound applies to LWA values only. dBA sound pressure values are weighted with 11.5 dB attenuation based on 5 feet from the fan in a hemispherical free field and are not licensed by AMCA International.

### Sound Data

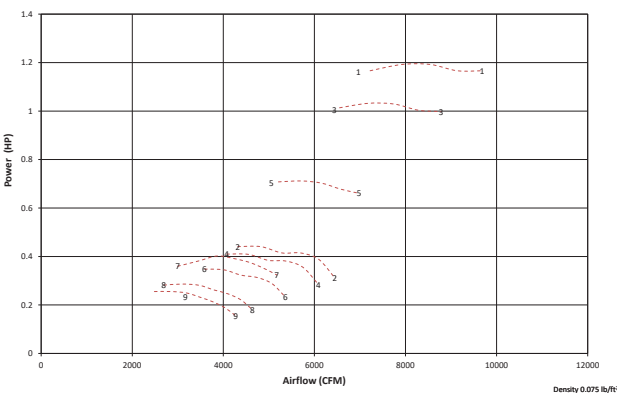
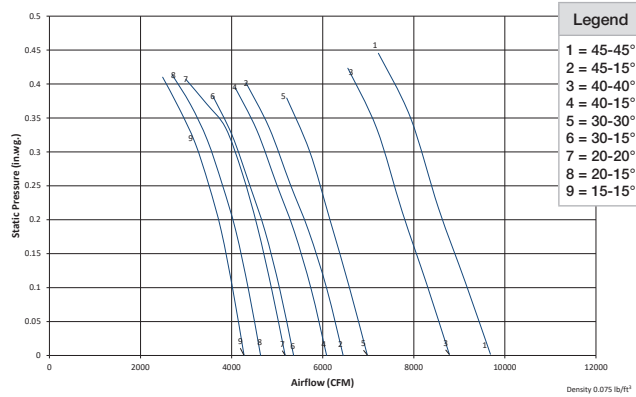
1170 RPM Blade Pitch	W2		W4	
	% WOV	LwA	% WOV	LwA
45-45°	100	89	100	91
	80	87	89	90
	41	82	41	83
45-15°	100	87	100	88
	41	82	61	88
40-40°	100	88	100	89
	90	87	90	89
40-15°	100	80	100	82
	90	80	90	81
	60	82	60	85
30-30°	100	83	100	83
	80	84	90	83
	41	76	60	85
30-15°	100	79	100	81
	80	78	90	81
	50	84	60	85
20-20°	100	79	100	80
	80	79	90	80
	50	83	61	84
20-15°	100	78	100	79
	93	78	90	79
15-15°	70	78	60	85
	100	78	100	79
	94	77	90	78
	70	77	60	84



## W2 (975 RPM)



## W4 (975 RPM)



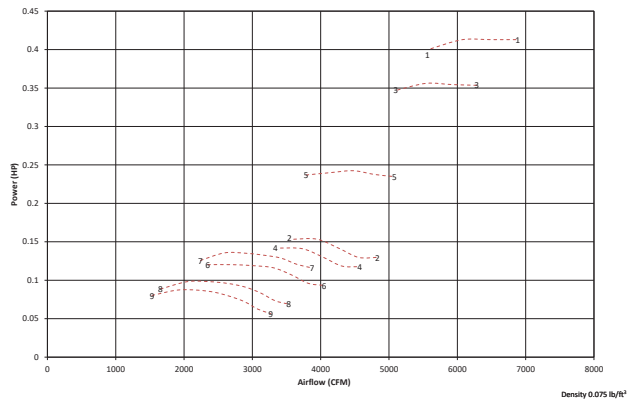
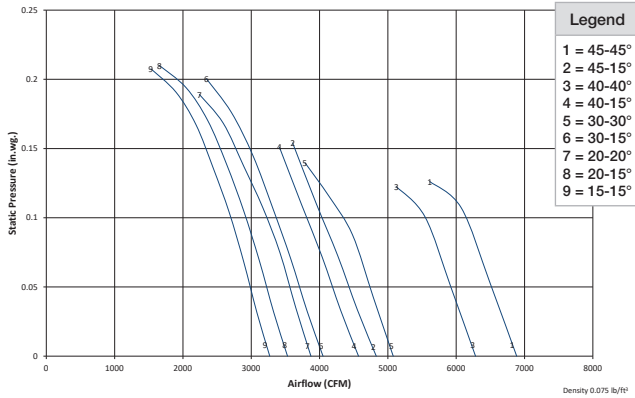
Performance shown is for installation type B: free inlet, ducted outlet. Performance ratings do not include the effects of appurtenances (accessories).

Sound power level ratings and A-weighted sound power ratings are shown in decibels, referred to 10<sup>-12</sup> watts, calculated per AMCA Standard 301. Values shown are for (inlet LWi or inlet LWiA) sound power levels for installation type B: free inlet, ducted outlet. The AMCA International Certified Ratings Seal for sound applies to LWA values only. dBA sound pressure values are weighted with 11.5 dB attenuation based on 5 feet from the fan in a hemispherical free field and are not licensed by AMCA International.

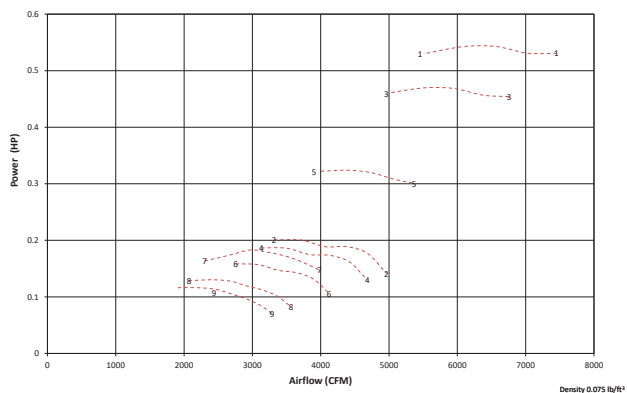
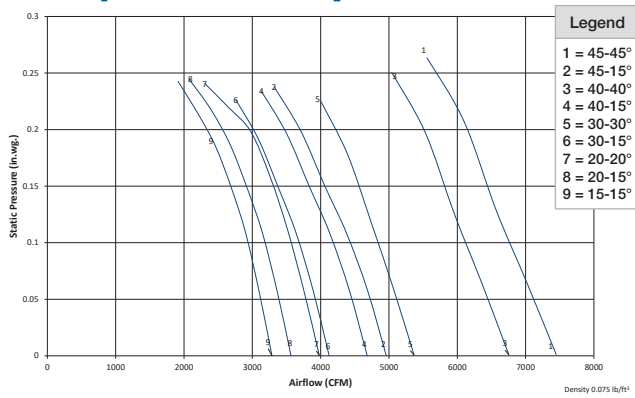
### Sound Data

975 RPM Blade Pitch	W2		W4	
	% WOV	LwA	% WOV	LwA
45-45°	100	85	100	87
	80	83	89	87
	41	77	41	78
45-15°	100	83	100	84
	90	83	90	84
	41	77	61	84
40-40°	100	84	100	85
	90	83	90	85
	75	83	68	84
40-15°	100	76	100	78
	90	76	90	77
	60	78	60	80
30-30°	100	79	100	79
	80	80	90	79
	41	71	60	81
30-15°	100	74	100	77
	80	74	90	76
	50	80	60	81
20-20°	100	74	100	76
	80	75	90	76
	50	79	61	80
20-15°	100	74	100	75
	93	73	90	75
	70	74	60	80
15-15°	100	74	100	75
	94	73	90	74
	70	73	60	79

## W2 (750 RPM)



## W4 (750 RPM)



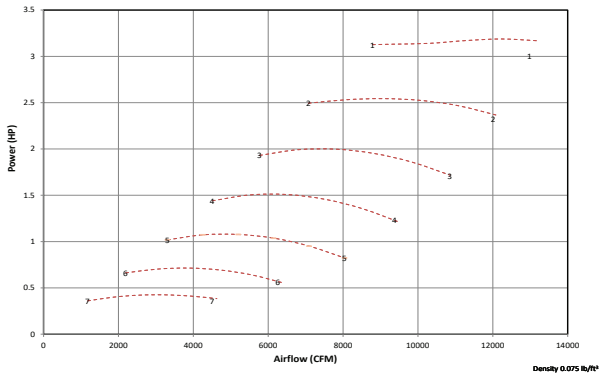
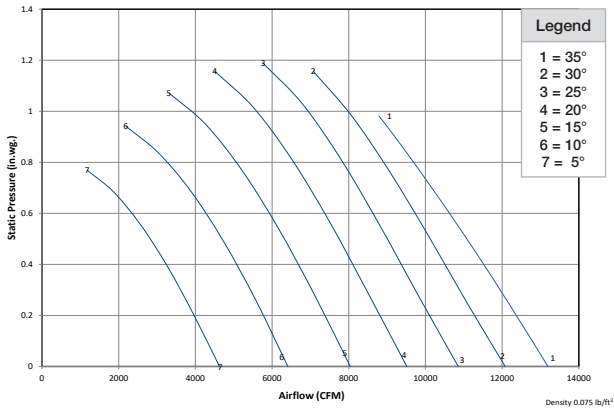
Performance shown is for installation type B: free inlet, ducted outlet. Performance ratings do not include the effects of appurtenances (accessories).

Sound power level ratings and A-weighted sound power ratings are shown in decibels, referred to 10<sup>-12</sup> watts, calculated per AMCA Standard 301. Values shown are for (inlet LWi or inlet LWiA) sound power levels for installation type B: free inlet, ducted outlet. The AMCA International Certified Ratings Seal for sound applies to LWA values only. dBA sound pressure values are weighted with 11.5 dB attenuation based on 5 feet from the fan in a hemispherical free field and are not licensed by AMCA International.

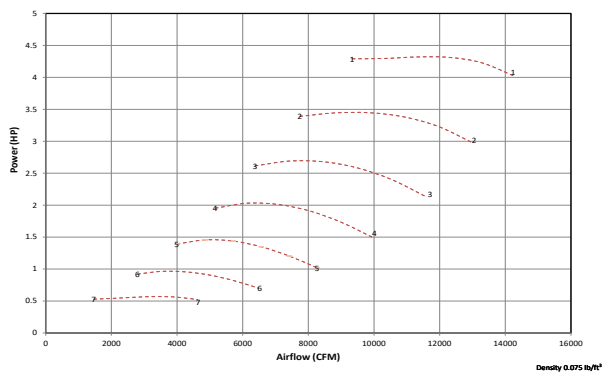
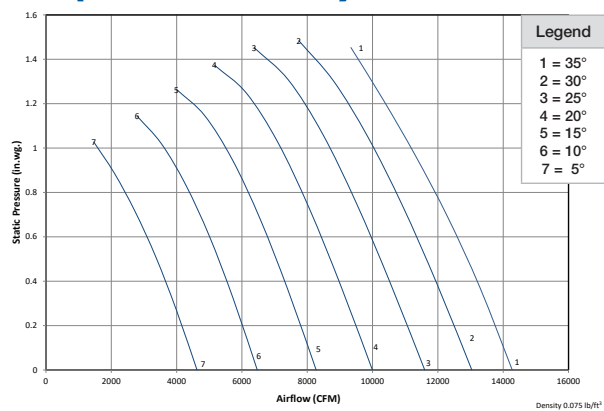
### Sound Data

750 RPM Blade Pitch	W2		W4	
	% WOV	LwA	% WOV	LwA
45-45°	100	79	100	81
	80	77	89	81
	41	70	41	70
45-15°	100	77	100	78
	41	70	61	78
40-40°	100	78	100	79
	90	77	90	79
40-15°	100	70	100	71
	90	70	90	71
	60	72	60	73
30-30°	100	73	100	72
	80	74	90	73
	41	64	60	75
30-15°	100	68	100	70
	80	68	90	70
	50	73	60	74
20-20°	100	68	100	70
	80	69	90	70
	50	73	61	74
20-15°	100	68	100	69
	93	67	90	69
15-15°	70	68	60	73
	100	67	100	69
	70	67	60	72

## C7 (1770 RPM)



## C8 (1770 RPM)



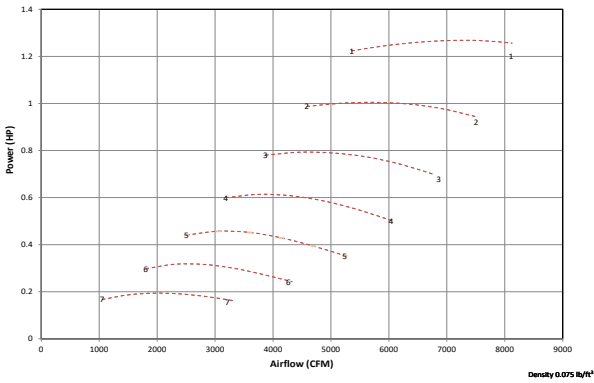
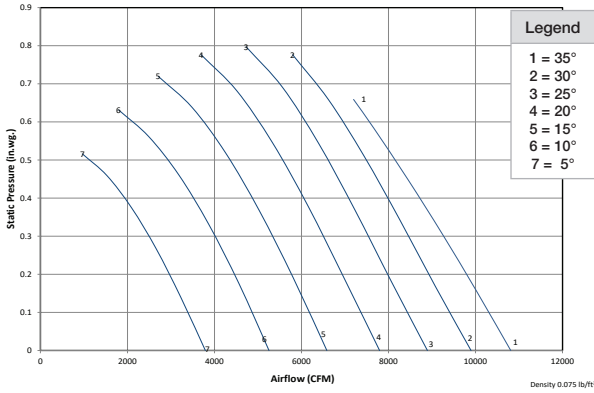
Performance shown is for installation type B: free inlet, ducted outlet. Performance ratings do not include the effects of appurtenances (accessories).

Sound power level ratings and A-weighted sound power ratings are shown in decibels, referred to 10<sup>-12</sup> watts, calculated per AMCA Standard 301. Values shown are for (inlet LWi or inlet LWiA) sound power levels for installation type B: free inlet, ducted outlet. The AMCA International Certified Ratings Seal for sound applies to LWA values only. dBA sound pressure values are weighted with 11.5 dB attenuation based on 5 feet from the fan in a hemispherical free field and are not licensed by AMCA International.

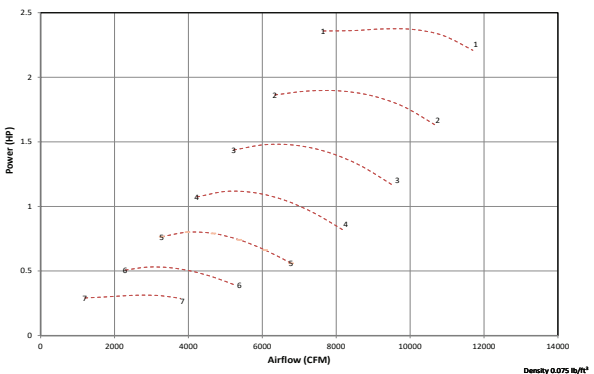
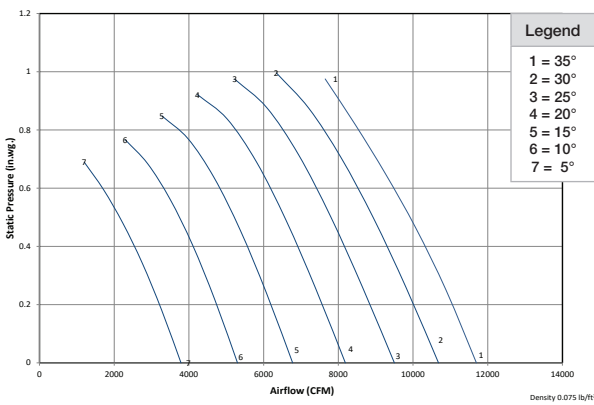
### Sound Data

1770 RPM Blade Pitch	C7		C8	
	% WOV	LwA	% WOV	LwA
35°	0	93	0	94
	50	92	50	94
	100	92	100	92
30°	0	91	0	93
	50	90	50	92
	100	90	100	91
25°	0	90	0	91
	50	89	50	90
	100	88	100	90
20°	0	89	0	90
	50	87	50	89
	100	90	100	90
15°	0	88	0	90
	50	86	50	88
	100	92	100	91
10°	0	88	0	91
	50	89	50	90
	100	90	100	91
5°	0	89	0	92
	50	92	50	92
	100	89	100	91

## C7 (1450 RPM)



## C8 (1450 RPM)



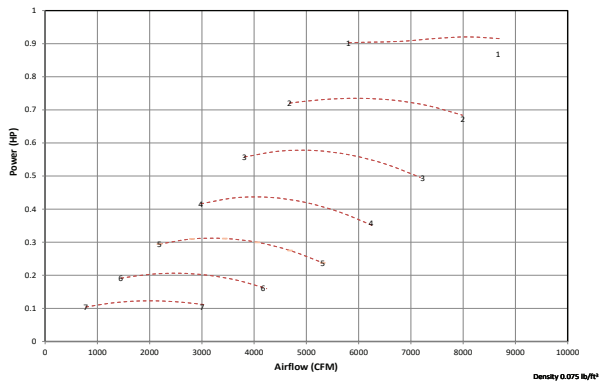
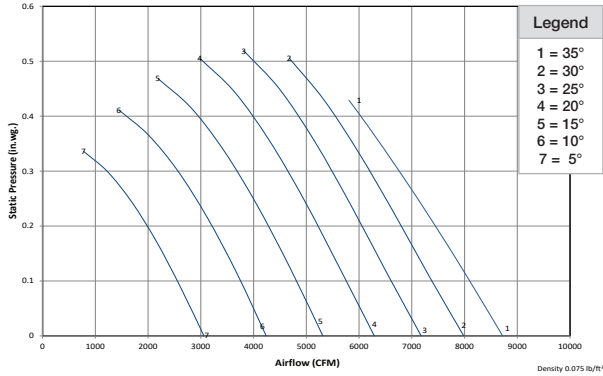
Performance shown is for installation type B: free inlet, ducted outlet. Performance ratings do not include the effects of appurtenances (accessories).

Sound power level ratings and A-weighted sound power ratings are shown in decibels, referred to 10<sup>-12</sup> watts, calculated per AMCA Standard 301. Values shown are for (inlet LWi or inlet LWiA) sound power levels for installation type B: free inlet, ducted outlet. The AMCA International Certified Ratings Seal for sound applies to LWA values only. dBA sound pressure values are weighted with 11.5 dB attenuation based on 5 feet from the fan in a hemispherical free field and are not licensed by AMCA International.

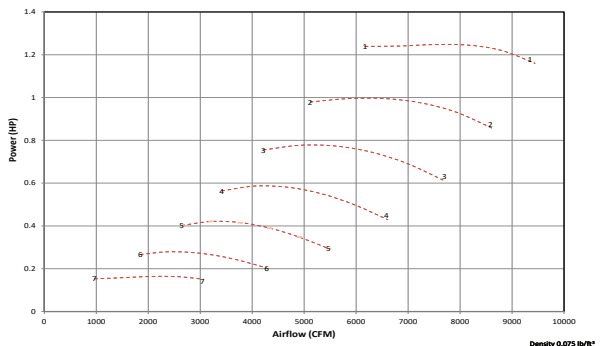
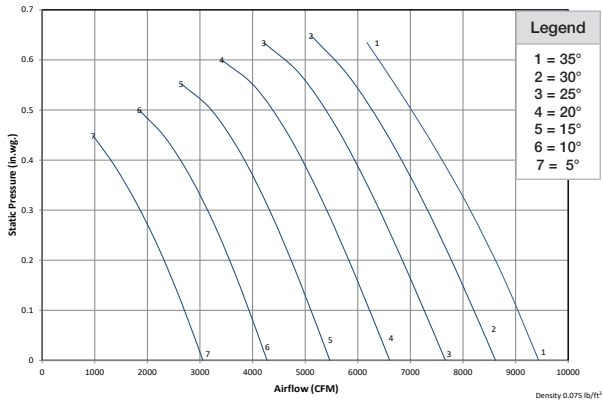
### Sound Data

1450 RPM	C7		C8	
	% WOV	LwA	% WOV	LwA
35°	0	87	0	89
	50	87	50	88
	100	87	100	87
30°	0	86	0	87
	50	85	50	86
	100	85	100	86
25°	0	85	0	86
	50	83	50	85
	100	83	100	84
20°	0	83	0	85
	50	82	50	83
	100	84	100	85
15°	0	82	0	84
	50	81	50	82
	100	86	100	86
10°	0	83	0	86
	50	83	50	84
	100	85	100	85
5°	0	84	0	87
	50	86	50	86
	100	83	100	85

## C7 (1170 RPM)



## C8 (1170 RPM)



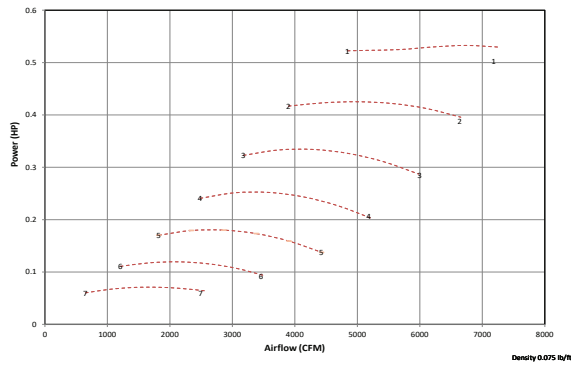
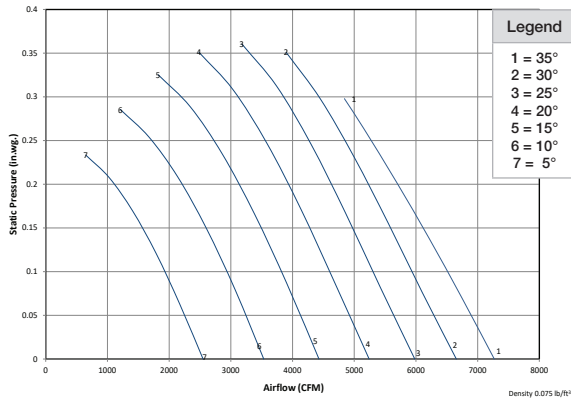
Performance shown is for installation type B: free inlet, ducted outlet. Performance ratings do not include the effects of appurtenances (accessories).

Sound power level ratings and A-weighted sound power ratings are shown in decibels, referred to 10<sup>-12</sup> watts, calculated per AMCA Standard 301. Values shown are for (inlet LWi or inlet LWiA) sound power levels for installation type B: free inlet, ducted outlet. The AMCA International Certified Ratings Seal for sound applies to LWA values only. dBA sound pressure values are weighted with 11.5 dB attenuation based on 5 feet from the fan in a hemispherical free field and are not licensed by AMCA International.

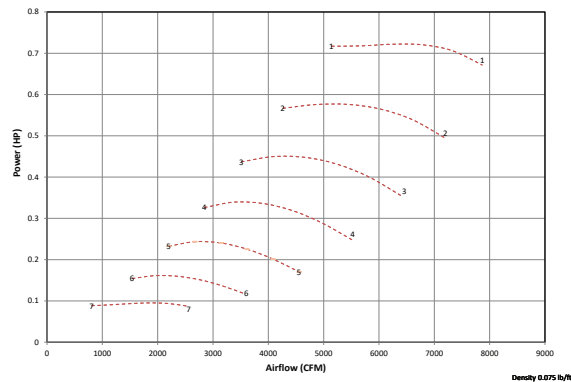
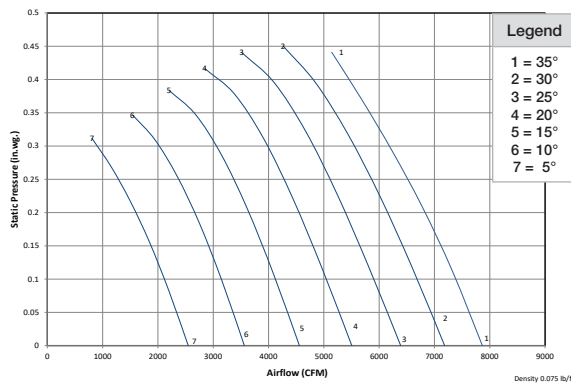
### Sound Data

1170 RPM	C7		C8	
	% WOV	LwA	% WOV	LwA
35°	0	82	0	83
	50	81	50	83
	100	81	100	82
30°	0	81	0	82
	50	80	50	81
	100	79	100	80
25°	0	79	0	80
	50	78	50	79
	100	77	100	79
20°	0	78	0	80
	50	77	50	78
	100	79	100	80
15°	0	77	0	79
	50	75	50	77
	100	81	100	81
10°	0	78	0	80
	50	78	50	79
	100	79	100	80
5°	0	79	0	82
	50	81	50	81
	100	78	100	80

## C7 (975 RPM)



## C8 (975 RPM)



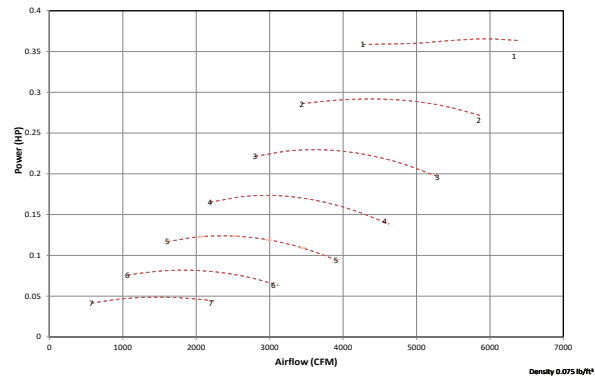
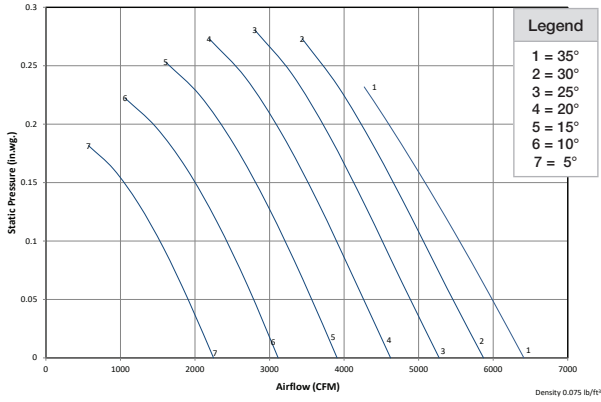
Performance shown is for installation type B: free inlet, ducted outlet. Performance ratings do not include the effects of appurtenances (accessories).

Sound power level ratings and A-weighted sound power ratings are shown in decibels, referred to 10<sup>-12</sup> watts, calculated per AMCA Standard 301. Values shown are for (inlet LWi or inlet LWiA) sound power levels for installation type B: free inlet, ducted outlet. The AMCA International Certified Ratings Seal for sound applies to LWA values only. dBA sound pressure values are weighted with 11.5 dB attenuation based on 5 feet from the fan in a hemispherical free field and are not licensed by AMCA International.

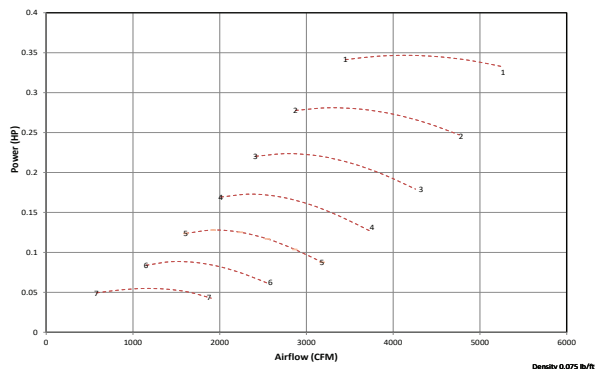
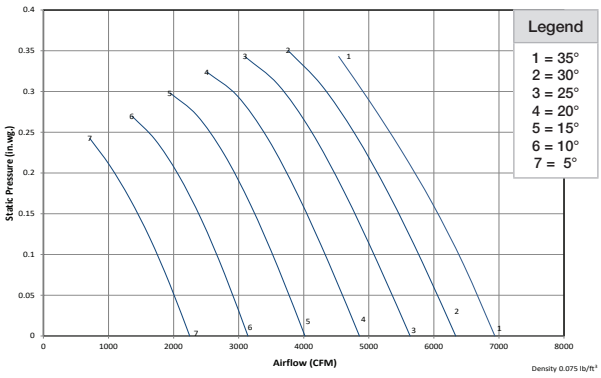
### Sound Data

975 RPM Blade Pitch	C7		C8	
	% WOV	LwA	% WOV	LwA
35°	0	77	0	78
	50	76	50	78
	100	76	100	77
30°	0	76	0	77
	50	75	50	76
	100	74	100	75
25°	0	74	0	75
	50	73	50	74
	100	73	100	74
20°	0	73	0	75
	50	72	50	73
	100	74	100	75
15°	0	72	0	74
	50	70	50	72
	100	76	100	76
10°	0	73	0	76
	50	73	50	74
	100	74	100	75
5°	0	74	0	77
	50	76	50	76
	100	73	100	75

## C7 (860 RPM)



## C8 (860 RPM)



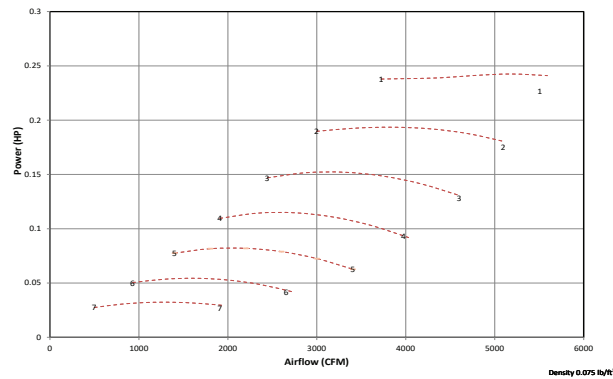
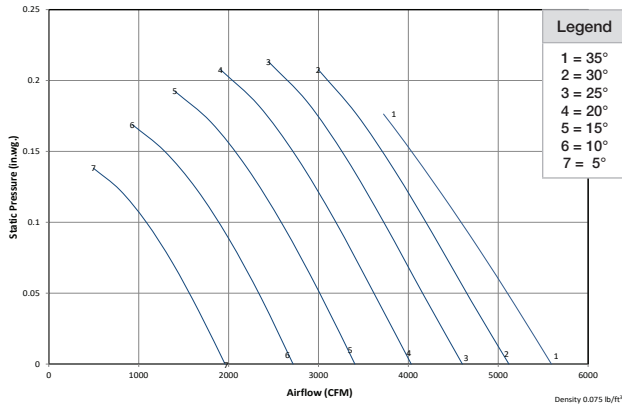
Performance shown is for installation type B: free inlet, ducted outlet. Performance ratings do not include the effects of appurtenances (accessories).

Sound power level ratings and A-weighted sound power ratings are shown in decibels, referred to 10<sup>-12</sup> watts, calculated per AMCA Standard 301. Values shown are for (inlet LWi or inlet LWiA) sound power levels for installation type B: free inlet, ducted outlet. The AMCA International Certified Ratings Seal for sound applies to LWA values only. dBA sound pressure values are weighted with 11.5 dB attenuation based on 5 feet from the fan in a hemispherical free field and are not licensed by AMCA International.

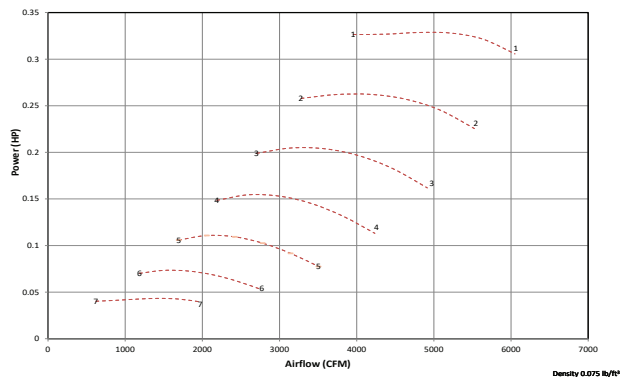
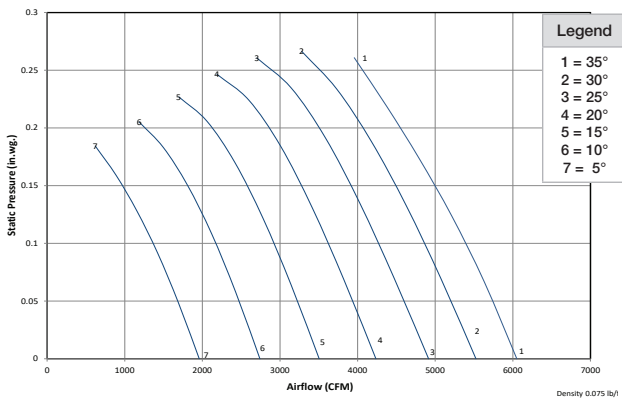
### Sound Data

860 RPM	C7		C8	
	Blade Pitch	% WOV	LwA	% WOV
35°	0	74	0	75
	50	73	50	74
	100	73	100	74
30°	0	72	0	74
	50	71	50	73
	100	71	100	72
25°	0	71	0	72
	50	70	50	71
	100	69	100	71
20°	0	70	0	72
	50	69	50	70
	100	71	100	72
15°	0	69	0	71
	50	67	50	69
	100	72	100	73
10°	0	70	0	73
	50	70	50	71
	100	71	100	72
5°	0	71	0	74
	50	73	50	73
	100	69	100	71

## C7 (750 RPM)



## C8 (750 RPM)



Performance shown is for installation type B: free inlet, ducted outlet. Performance ratings do not include the effects of appurtenances (accessories).

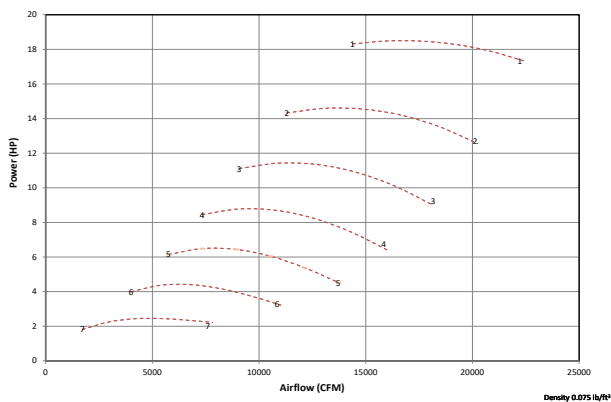
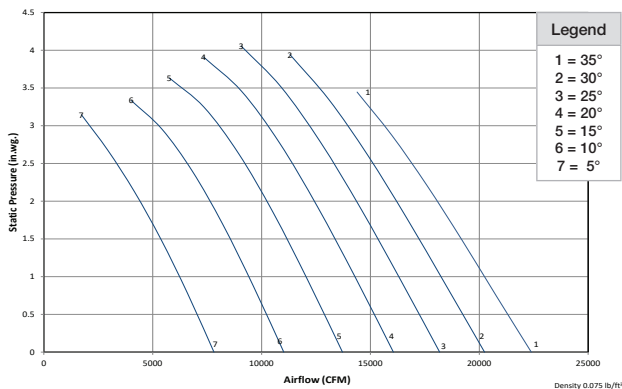
Sound power level ratings and A-weighted sound power ratings are shown in decibels, referred to 10<sup>-12</sup> watts, calculated per AMCA Standard 301. Values shown are for (inlet LWi or inlet LWiA) sound power levels for installation type B: free inlet, ducted outlet. The AMCA International Certified Ratings Seal for sound applies to LWA values only. dBA sound pressure values are weighted with 11.5 dB attenuation based on 5 feet from the fan in a hemispherical free field and are not licensed by AMCA International.

### Sound Data

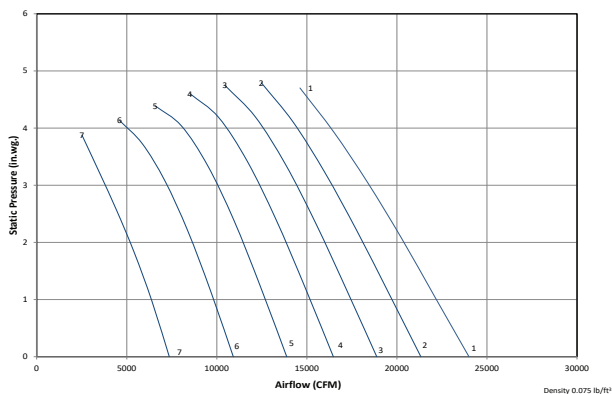
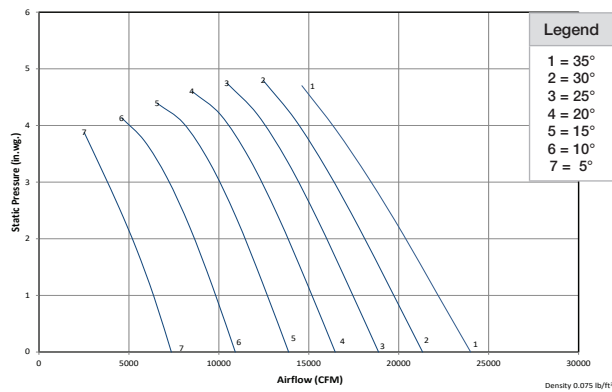
750 RPM	C7		C8	
	% WOV	LwA	% WOV	LwA
35°	0	70	0	71
	50	70	50	71
	100	69	100	70
30°	0	69	0	70
	50	68	50	69
	100	68	100	69
25°	0	67	0	68
	50	66	50	67
	100	66	100	67
20°	0	66	0	68
	50	65	50	66
	100	67	100	68
15°	0	66	0	68
	50	64	50	65
	100	69	100	69
10°	0	67	0	69
	50	66	50	67
	100	67	100	68
5°	0	68	0	71
	50	69	50	70
	100	66	100	68



## C9 (2900 RPM)



## C10 (2900 RPM)



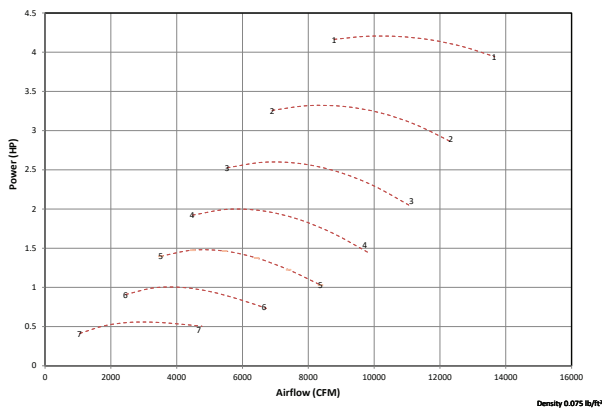
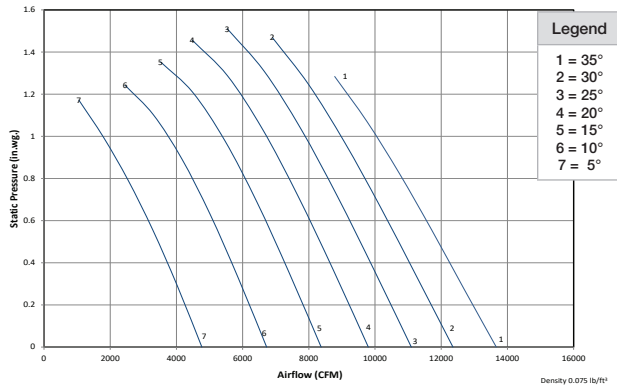
Performance shown is for installation type B: free inlet, ducted outlet. Performance ratings do not include the effects of appurtenances (accessories).

Sound power level ratings and A-weighted sound power ratings are shown in decibels, referred to 10<sup>-12</sup> watts, calculated per AMCA Standard 301. Values shown are for (inlet LWi or inlet LWiA) sound power levels for installation type B: free inlet, ducted outlet. The AMCA International Certified Ratings Seal for sound applies to LWA values only. dBA sound pressure values are weighted with 11.5 dB attenuation based on 5 feet from the fan in a hemispherical free field and are not licensed by AMCA International.

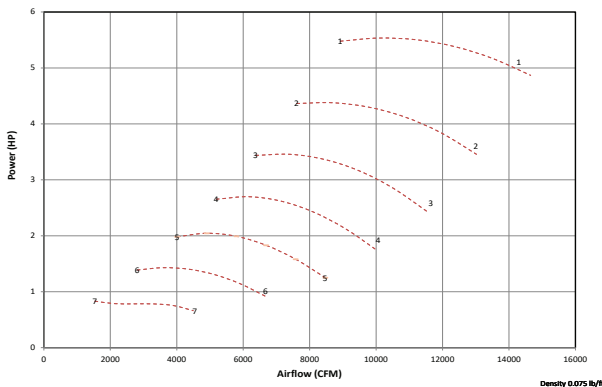
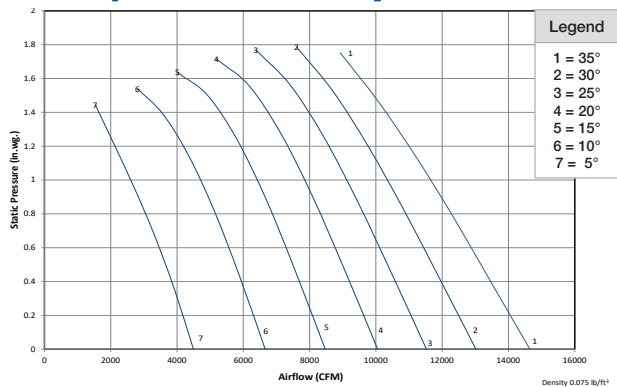
### Sound Data

2900 RPM	C9		C10	
	% WOV	LwA	% WOV	LwA
35°	0	107	0	107
	50	106	50	106
	100	106	100	106
30°	0	105	0	106
	50	105	50	104
	100	105	100	105
25°	0	104	0	105
	50	103	50	103
	100	104	100	104
20°	0	103	0	104
	50	101	50	102
	100	103	100	104
15°	0	101	0	103
	50	99	50	102
	100	103	100	105
10°	0	102	0	103
	50	101	50	102
	100	103	100	104
5°	0	102	0	104
	50	103	50	103
	100	103	100	103

## C9 (1770 RPM)



## C10 (1770 RPM)



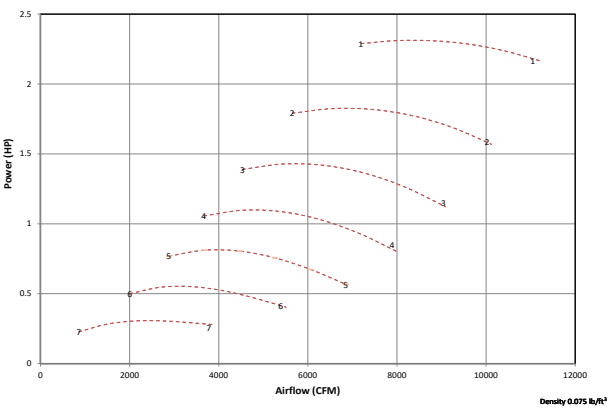
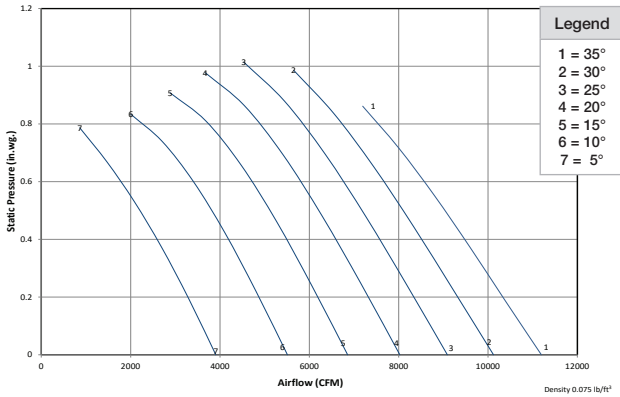
Performance shown is for installation type B: free inlet, ducted outlet. Performance ratings do not include the effects of appurtenances (accessories).

Sound power level ratings and A-weighted sound power ratings are shown in decibels, referred to 10<sup>-12</sup> watts, calculated per AMCA Standard 301. Values shown are for (inlet LWi or inlet LWiA) sound power levels for installation type B: free inlet, ducted outlet. The AMCA International Certified Ratings Seal for sound applies to LWA values only. dBA sound pressure values are weighted with 11.5 dB attenuation based on 5 feet from the fan in a hemispherical free field and are not licensed by AMCA International.

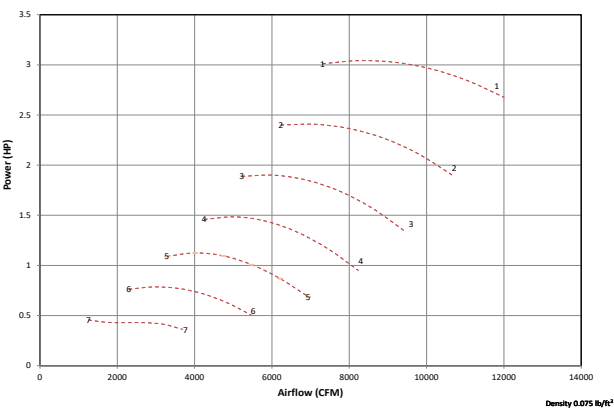
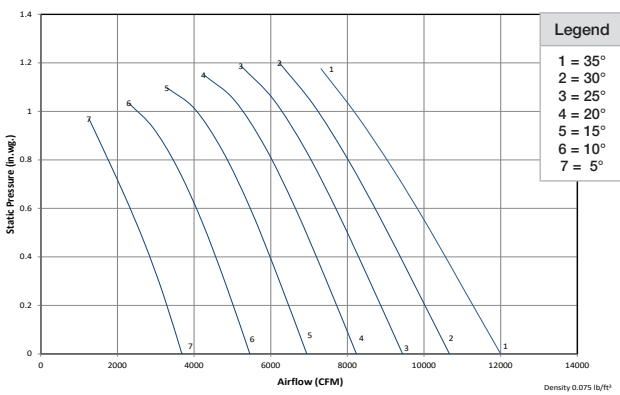
### Sound Data

1770 RPM	C9		C10	
	% WOV	LwA	% WOV	LwA
35°	0	93	0	95
	50	93	50	93
	100	92	100	93
30°	0	92	0	93
	50	91	50	92
	100	91	100	92
25°	0	91	0	92
	50	90	50	90
	100	90	100	92
20°	0	90	0	91
	50	88	50	89
	100	90	100	92
15°	0	89	0	90
	50	86	50	89
	100	90	100	92
10°	0	89	0	91
	50	89	50	90
	100	90	100	91
5°	0	90	0	92
	50	91	50	91
	100	91	100	90

## C9 (1450 RPM)



## C10 (1450 RPM)



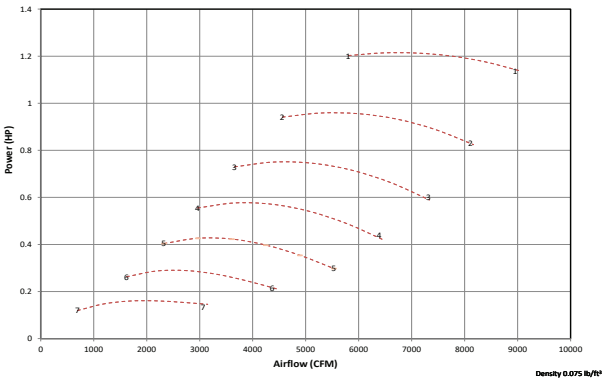
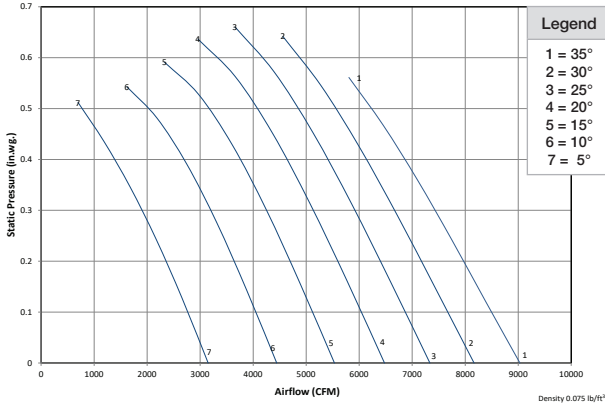
Performance shown is for installation type B: free inlet, ducted outlet. Performance ratings do not include the effects of appurtenances (accessories).

Sound power level ratings and A-weighted sound power ratings are shown in decibels, referred to 10<sup>-12</sup> watts, calculated per AMCA Standard 301. Values shown are for (inlet LWi or inlet LWiA) sound power levels for installation type B: free inlet, ducted outlet. The AMCA International Certified Ratings Seal for sound applies to LWA values only. dBA sound pressure values are weighted with 11.5 dB attenuation based on 5 feet from the fan in a hemispherical free field and are not licensed by AMCA International.

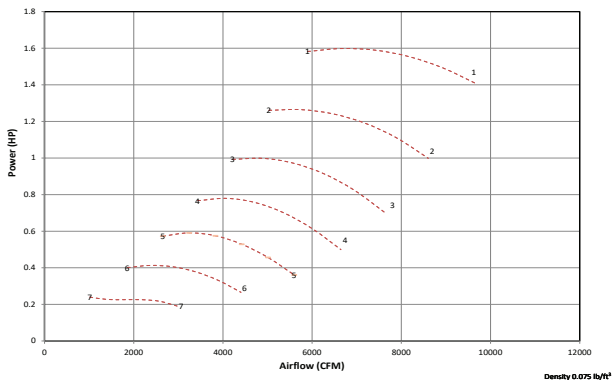
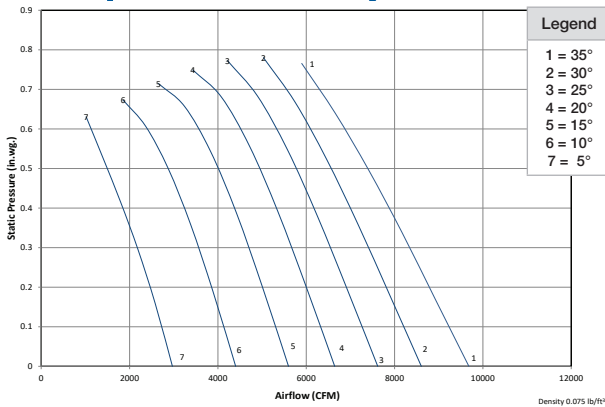
### Sound Data

1450 RPM Blade Pitch	C9		C10	
	% WOV	LwA	% WOV	LwA
35°	0	88	0	89
	50	87	50	88
	100	87	100	88
30°	0	87	0	88
	50	86	50	86
	100	86	100	87
25°	0	86	0	87
	50	85	50	85
	100	85	100	86
20°	0	85	0	86
	50	83	50	84
	100	85	100	86
15°	0	83	0	85
	50	81	50	84
	100	85	100	87
10°	0	84	0	86
	50	83	50	85
	100	85	100	86
5°	0	85	0	87
	50	86	50	86
	100	85	100	85

## C9 (1170 RPM)



## C10 (1170 RPM)



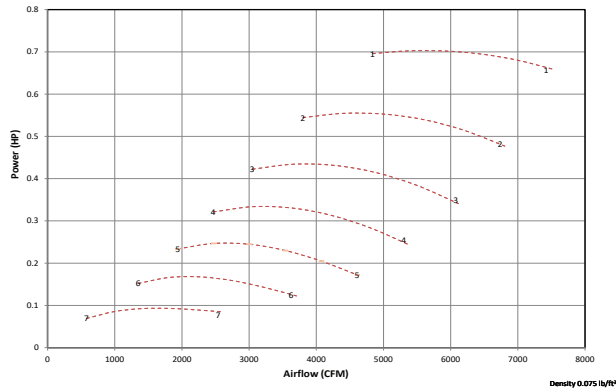
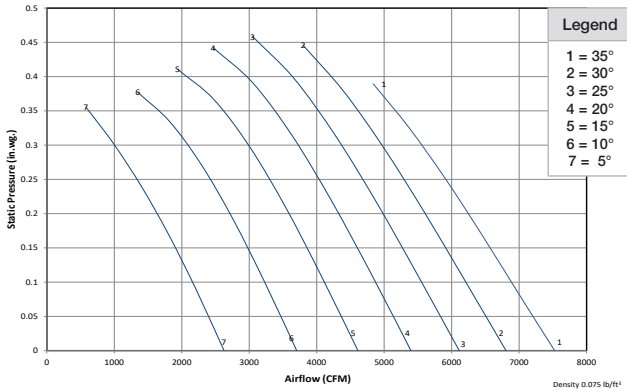
Performance shown is for installation type B: free inlet, ducted outlet. Performance ratings do not include the effects of appurtenances (accessories).

Sound power level ratings and A-weighted sound power ratings are shown in decibels, referred to 10<sup>-12</sup> watts, calculated per AMCA Standard 301. Values shown are for (inlet LWi or inlet LWiA) sound power levels for installation type B: free inlet, ducted outlet. The AMCA International Certified Ratings Seal for sound applies to LWA values only. dBA sound pressure values are weighted with 11.5 dB attenuation based on 5 feet from the fan in a hemispherical free field and are not licensed by AMCA International.

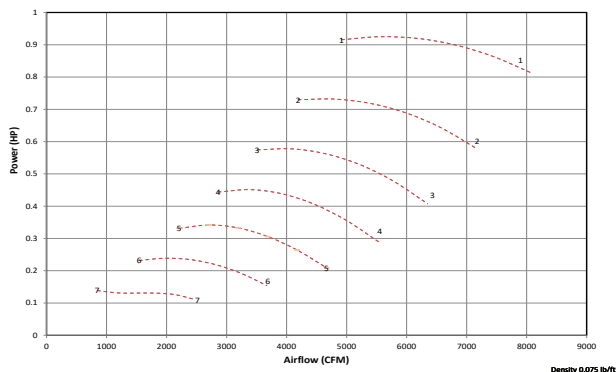
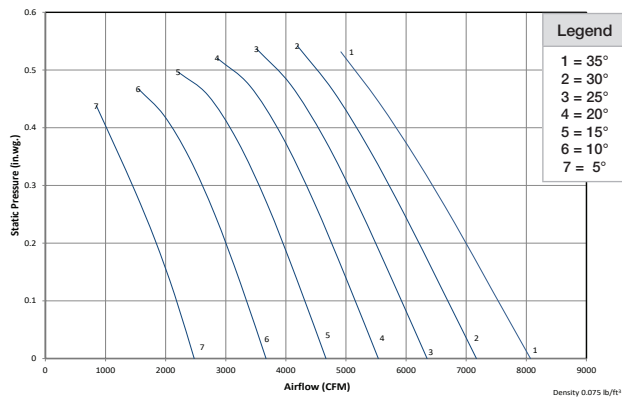
### Sound Data

1170 RPM Blade Pitch	C9		C10	
	% WOV	LwA	% WOV	LwA
35°	0	82	0	84
	50	81	50	82
	100	81	100	82
30°	0	81	0	82
	50	80	50	81
	100	80	100	81
25°	0	80	0	81
	50	79	50	79
	100	79	100	80
20°	0	79	0	80
	50	77	50	78
	100	79	100	81
15°	0	78	0	79
	50	75	50	78
	100	79	100	82
10°	0	79	0	81
	50	78	50	79
	100	79	100	81
5°	0	80	0	82
	50	80	50	80
	100	80	100	80

## C9 (975 RPM)



## C10 (975 RPM)



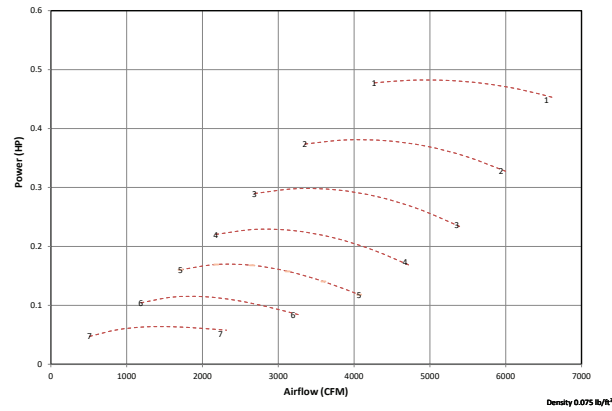
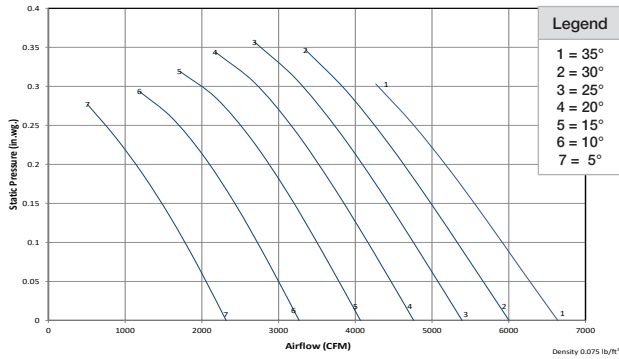
Performance shown is for installation type B: free inlet, ducted outlet. Performance ratings do not include the effects of appurtenances (accessories).

Sound power level ratings and A-weighted sound power ratings are shown in decibels, referred to 10<sup>-12</sup> watts, calculated per AMCA Standard 301. Values shown are for (inlet LWi or inlet LWiA) sound power levels for installation type B: free inlet, ducted outlet. The AMCA International Certified Ratings Seal for sound applies to LWA values only. dBA sound pressure values are weighted with 11.5 dB attenuation based on 5 feet from the fan in a hemispherical free field and are not licensed by AMCA International.

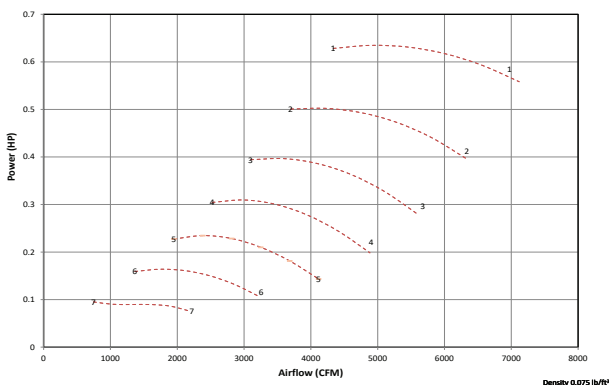
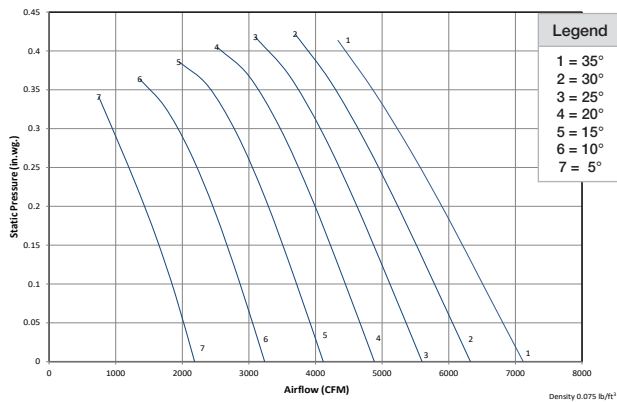
### Sound Data

975 RPM	C9		C10	
	% WOV	LwA	% WOV	LwA
35°	0	77	0	79
	50	76	50	77
	100	76	100	77
30°	0	76	0	77
	50	75	50	76
	100	75	100	76
25°	0	75	0	76
	50	74	50	74
	100	74	100	75
20°	0	74	0	75
	50	72	50	73
	100	74	100	76
15°	0	73	0	74
	50	70	50	73
	100	74	100	76
10°	0	74	0	75
	50	72	50	74
	100	74	100	75
5°	0	75	0	77
	50	75	50	75
	100	74	100	74

## C9 (860 RPM)



## C10 (860 RPM)



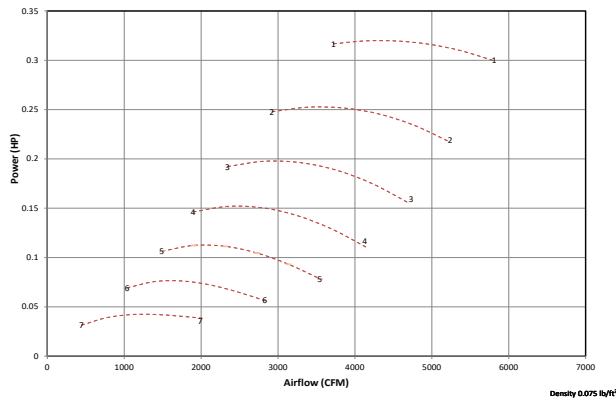
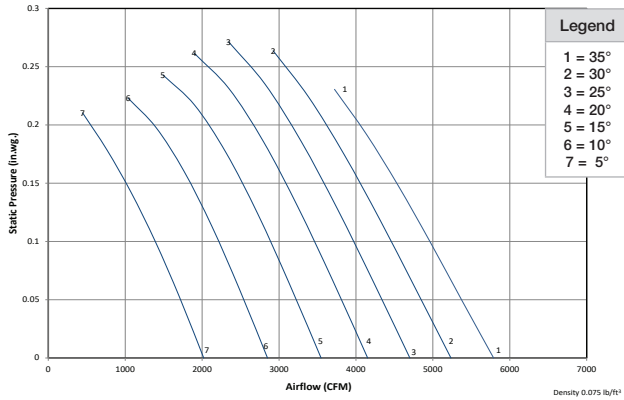
Performance shown is for installation type B: free inlet, ducted outlet. Performance ratings do not include the effects of appurtenances (accessories).

Sound power level ratings and A-weighted sound power ratings are shown in decibels, referred to 10<sup>-12</sup> watts, calculated per AMCA Standard 301. Values shown are for (inlet LWi or inlet LWiA) sound power levels for installation type B: free inlet, ducted outlet. The AMCA International Certified Ratings Seal for sound applies to LWA values only. dBA sound pressure values are weighted with 11.5 dB attenuation based on 5 feet from the fan in a hemispherical free field and are not licensed by AMCA International.

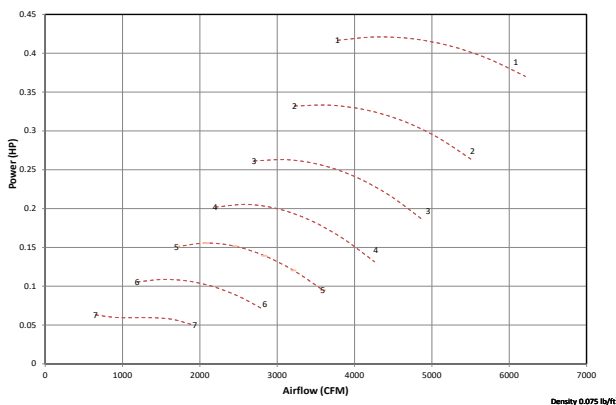
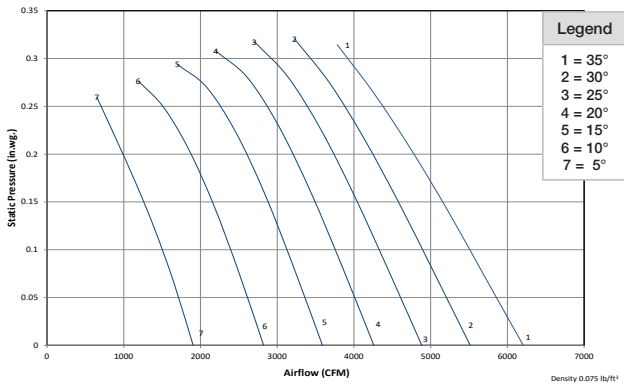
### Sound Data

860 RPM	C9		C10	
	% WOV	LwA	% WOV	LwA
35°	0	74	0	75
	50	73	50	74
	100	73	100	74
30°	0	73	0	74
	50	72	50	72
	100	72	100	73
25°	0	72	0	73
	50	70	50	70
	100	71	100	72
20°	0	71	0	72
	50	69	50	70
	100	70	100	72
15°	0	69	0	71
	50	67	50	70
	100	70	100	73
10°	0	70	0	72
	50	69	50	71
	100	70	100	72
5°	0	71	0	73
	50	72	50	72
	100	71	100	71

## C9 (750 RPM)



## C10 (750 RPM)



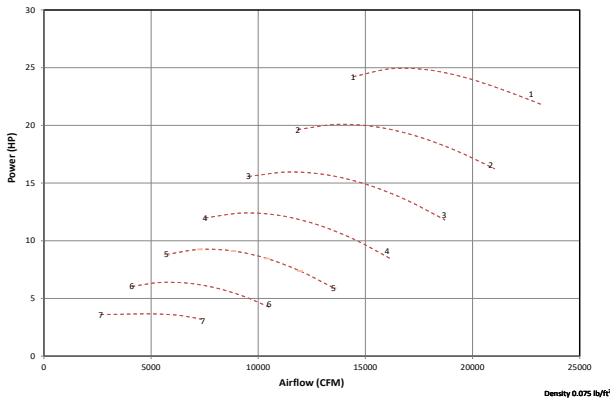
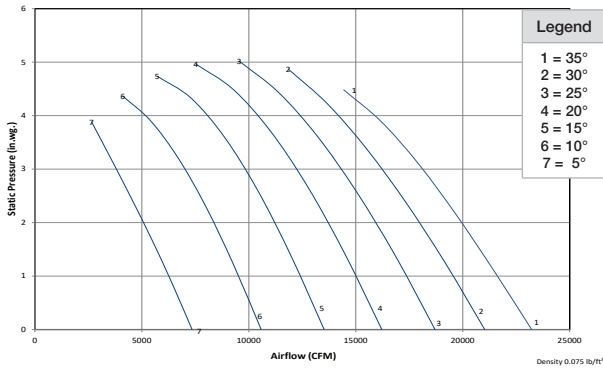
Performance shown is for installation type B: free inlet, ducted outlet. Performance ratings do not include the effects of appurtenances (accessories).

Sound power level ratings and A-weighted sound power ratings are shown in decibels, referred to 10<sup>-12</sup> watts, calculated per AMCA Standard 301. Values shown are for (inlet LWi or inlet LWiA) sound power levels for installation type B: free inlet, ducted outlet. The AMCA International Certified Ratings Seal for sound applies to LWA values only. dBA sound pressure values are weighted with 11.5 dB attenuation based on 5 feet from the fan in a hemispherical free field and are not licensed by AMCA International.

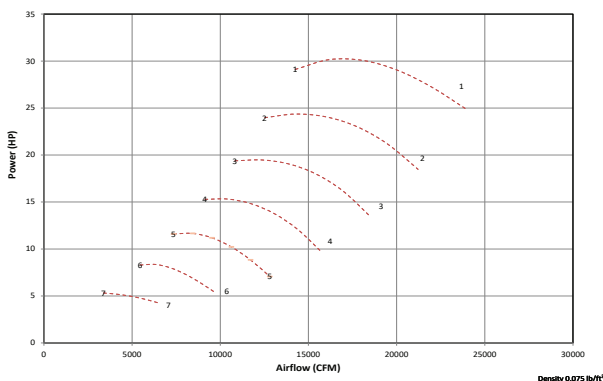
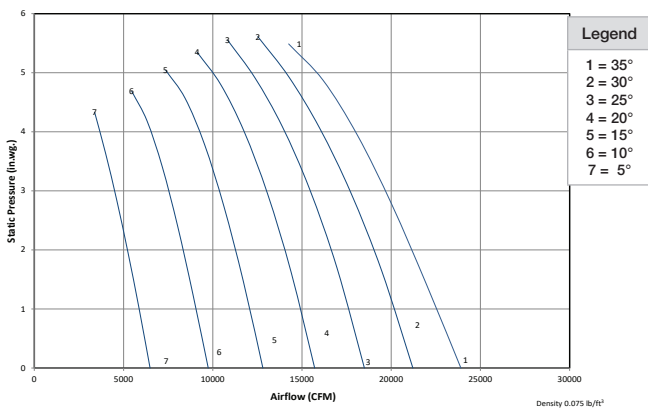
### Sound Data

750 RPM Blade Pitch	C9		C10	
	% WOV	LwA	% WOV	LwA
35°	0	70	0	71
	50	69	50	70
	100	69	100	70
30°	0	69	0	70
	50	68	50	69
	100	68	100	69
25°	0	68	0	69
	50	67	50	67
	100	67	100	68
20°	0	67	0	68
	50	65	50	66
	100	67	100	69
15°	0	66	0	68
	50	63	50	66
	100	66	100	69
10°	0	67	0	69
	50	65	50	67
	100	67	100	68
5°	0	68	0	70
	50	68	50	68
	100	67	100	67

## C1 (2900 RPM)



## C2 (2900 RPM)



Performance shown is for installation type B: free inlet, ducted outlet. Performance ratings do not include the effects of appurtenances (accessories).

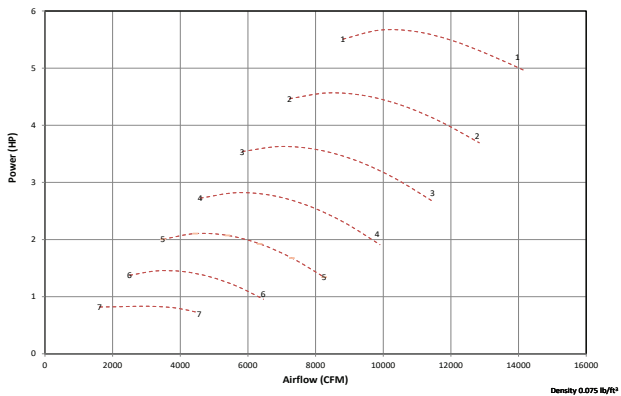
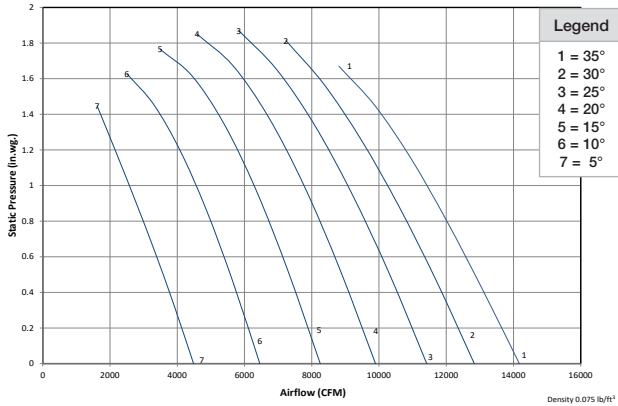
Sound power level ratings and A-weighted sound power ratings are shown in decibels, referred to 10<sup>-12</sup> watts, calculated per AMCA Standard 301. Values shown are for (inlet LWi or inlet LWiA) sound power levels for installation type B: free inlet, ducted outlet. The AMCA International Certified Ratings Seal for sound applies to LWA values only. dBA sound pressure values are weighted with 11.5 dB attenuation based on 5 feet from the fan in a hemispherical free field and are not licensed by AMCA International.

### Sound Data

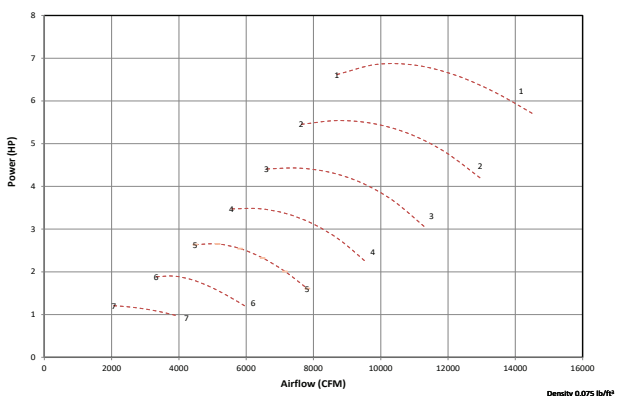
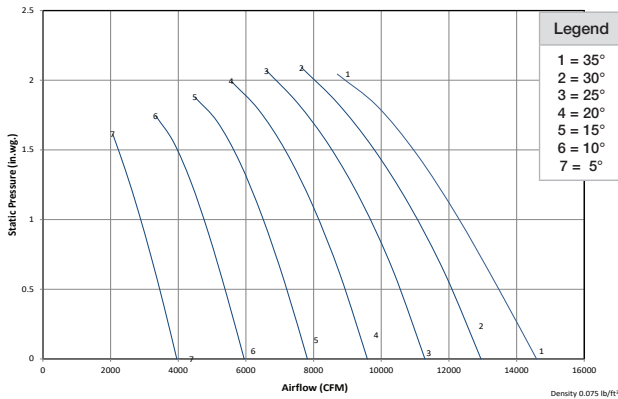
2900 RPM	C1		C2	
	Blade Pitch	% WOV	LwA	% WOV
35°	0	107	0	107
	50	106	50	107
	100	106	100	106
30°	0	106	0	106
	50	104	50	105
	100	105	100	105
25°	0	104	0	105
	50	102	50	104
	100	104	100	104
20°	0	103	0	104
	50	102	50	104
	100	104	100	105
15°	0	103	0	104
	50	101	50	104
	100	104	100	107
10°	0	104	0	105
	50	104	50	105
	100	105	100	107
5°	0	106	0	107
	50	106	50	106
	100	106	100	107



## C1 (1770 RPM)



## C2 (1770 RPM)



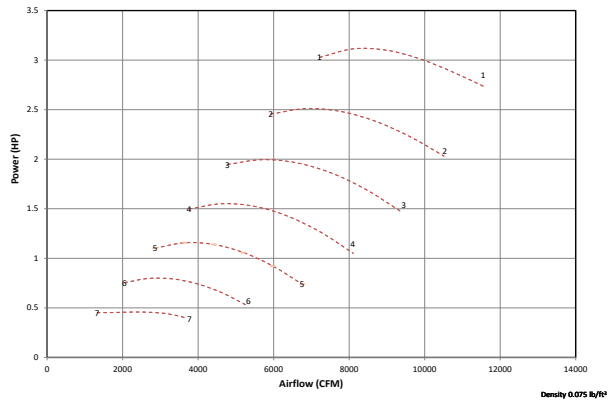
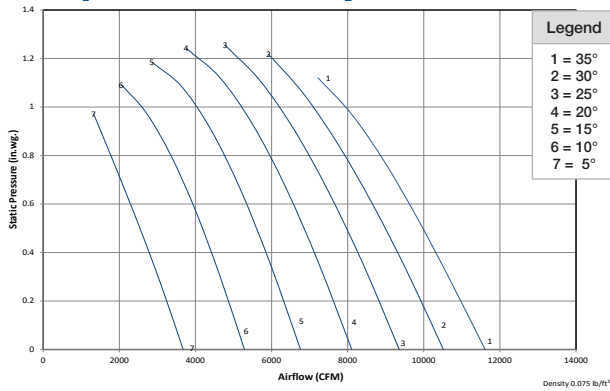
Performance shown is for installation type B: free inlet, ducted outlet. Performance ratings do not include the effects of appurtenances (accessories).

Sound power level ratings and A-weighted sound power ratings are shown in decibels, referred to 10<sup>-12</sup> watts, calculated per AMCA Standard 301. Values shown are for (inlet LWi or inlet LWiA) sound power levels for installation type B: free inlet, ducted outlet. The AMCA International Certified Ratings Seal for sound applies to LWA values only. dBA sound pressure values are weighted with 11.5 dB attenuation based on 5 feet from the fan in a hemispherical free field and are not licensed by AMCA International.

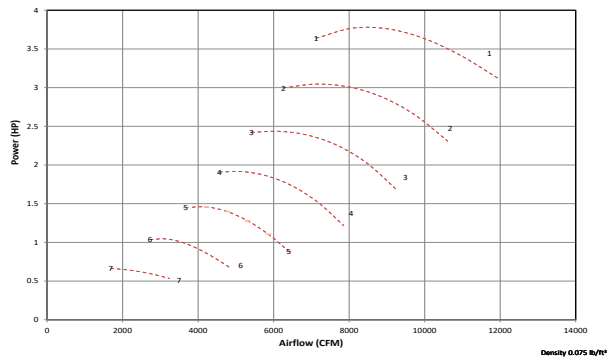
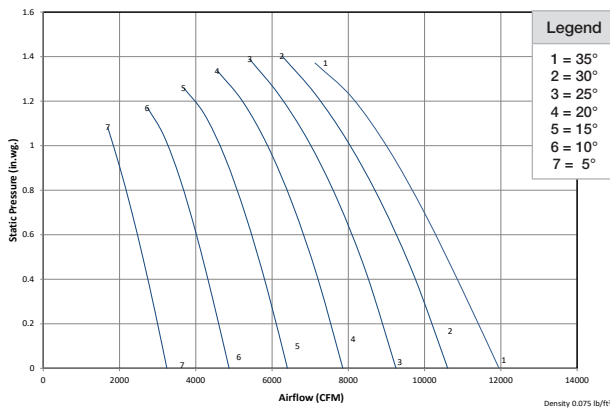
### Sound Data

1770 RPM	C1		C2	
	% WOV	LwA	% WOV	LwA
35°	0	95	0	95
	50	93	50	94
	100	93	100	94
30°	0	93	0	94
	50	91	50	93
	100	92	100	93
25°	0	92	0	93
	50	90	50	92
	100	91	100	92
20°	0	91	0	92
	50	89	50	91
	100	91	100	93
15°	0	90	0	92
	50	88	50	91
	100	91	100	94
10°	0	92	0	93
	50	91	50	92
	100	92	100	94
5°	0	94	0	94
	50	93	50	93
	100	93	100	94

## C1 (1450 RPM)



## C2 (1450 RPM)



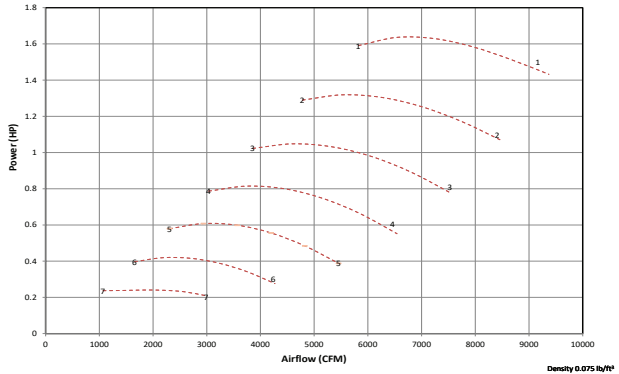
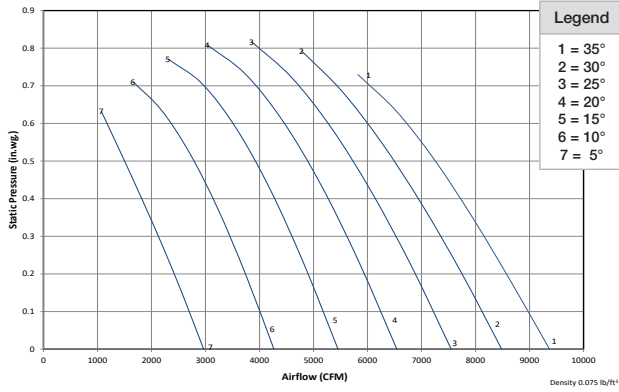
Performance shown is for installation type B: free inlet, ducted outlet. Performance ratings do not include the effects of appurtenances (accessories).

Sound power level ratings and A-weighted sound power ratings are shown in decibels, referred to 10<sup>-12</sup> watts, calculated per AMCA Standard 301. Values shown are for (inlet LWi or inlet LWiA) sound power levels for installation type B: free inlet, ducted outlet. The AMCA International Certified Ratings Seal for sound applies to LWA values only. dBA sound pressure values are weighted with 11.5 dB attenuation based on 5 feet from the fan in a hemispherical free field and are not licensed by AMCA International.

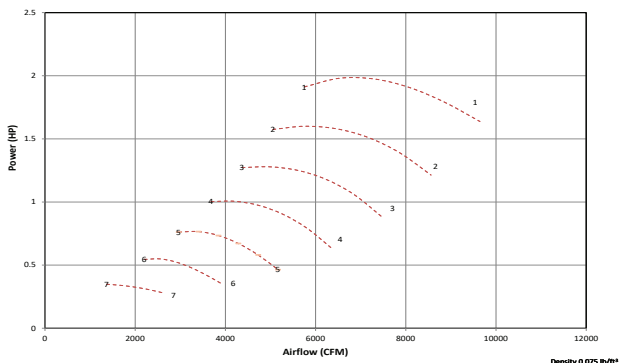
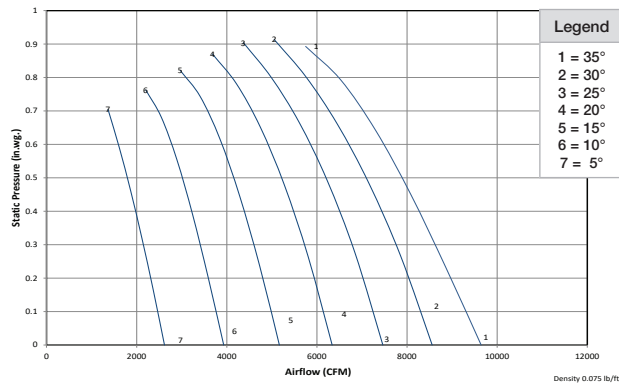
### Sound Data

1450 RPM	C1		C2	
	% WOV	LwA	% WOV	LwA
35°	0	89	0	90
	50	88	50	89
	100	88	100	88
30°	0	88	0	89
	50	86	50	88
	100	87	100	88
25°	0	87	0	88
	50	85	50	87
	100	86	100	87
20°	0	86	0	87
	50	84	50	86
	100	86	100	87
15°	0	85	0	87
	50	83	50	86
	100	86	100	88
10°	0	87	0	88
	50	86	50	87
	100	86	100	88
5°	0	89	0	89
	50	89	50	88
	100	87	100	88

## C1 (1170 RPM)



## C2 (1170 RPM)



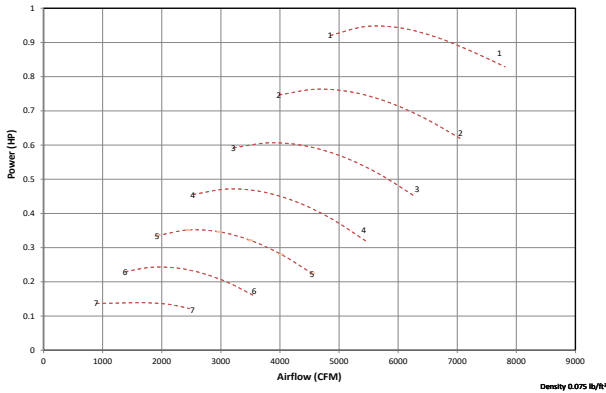
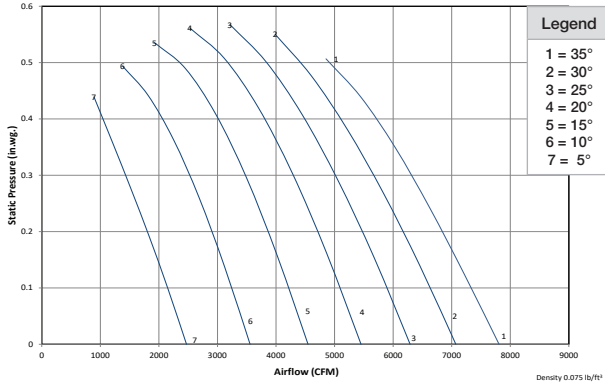
Performance shown is for installation type B: free inlet, ducted outlet. Performance ratings do not include the effects of appurtenances (accessories).

Sound power level ratings and A-weighted sound power ratings are shown in decibels, referred to 10<sup>-12</sup> watts, calculated per AMCA Standard 301. Values shown are for (inlet LWi or inlet LWiA) sound power levels for installation type B: free inlet, ducted outlet. The AMCA International Certified Ratings Seal for sound applies to LWA values only. dBA sound pressure values are weighted with 11.5 dB attenuation based on 5 feet from the fan in a hemispherical free field and are not licensed by AMCA International.

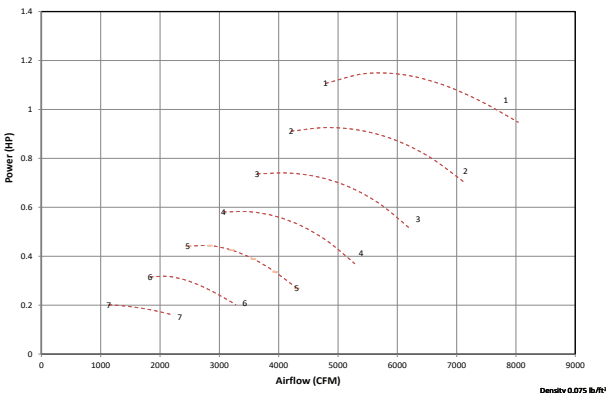
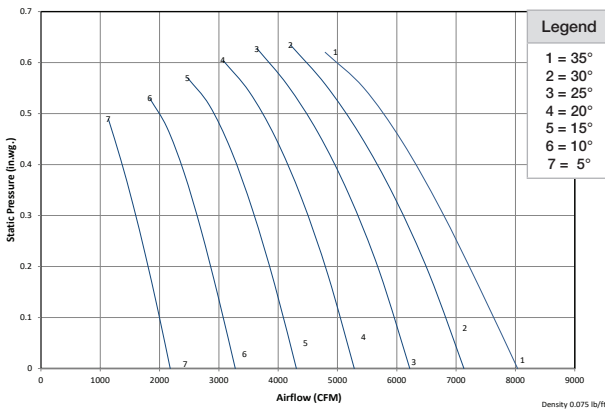
### Sound Data

1170 RPM	C1		C2	
	Blade Pitch	% WOV	LwA	% WOV
35°	0	84	0	85
	50	83	50	84
	100	82	100	83
30°	0	83	0	84
	50	81	50	83
	100	81	100	82
25°	0	82	0	83
	50	79	50	81
	100	80	100	81
20°	0	81	0	82
	50	78	50	81
	100	80	100	82
15°	0	80	0	82
	50	78	50	81
	100	80	100	83
10°	0	82	0	83
	50	80	50	82
	100	81	100	83
5°	0	83	0	84
	50	83	50	83
	100	82	100	83

## C1 (975 RPM)



## C2 (975 RPM)



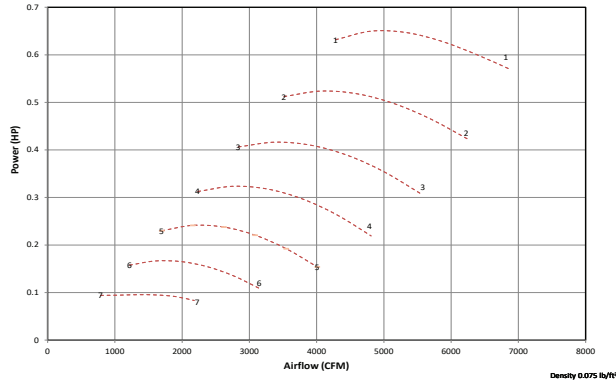
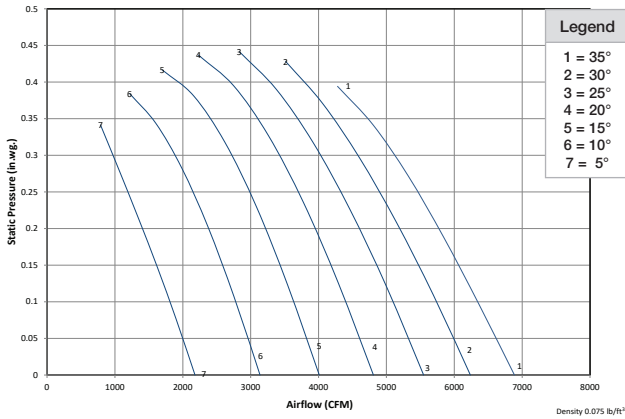
Performance shown is for installation type B: free inlet, ducted outlet. Performance ratings do not include the effects of appurtenances (accessories).

Sound power level ratings and A-weighted sound power ratings are shown in decibels, referred to 10<sup>-12</sup> watts, calculated per AMCA Standard 301. Values shown are for (inlet LWi or inlet LWiA) sound power levels for installation type B: free inlet, ducted outlet. The AMCA International Certified Ratings Seal for sound applies to LWA values only. dBA sound pressure values are weighted with 11.5 dB attenuation based on 5 feet from the fan in a hemispherical free field and are not licensed by AMCA International.

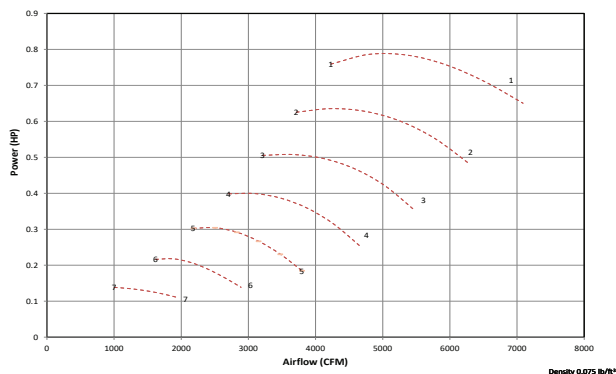
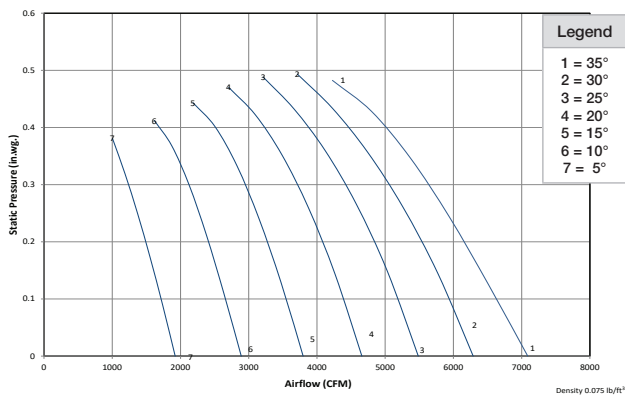
### Sound Data

975 RPM Blade Pitch	C1		C2	
	% WOV	LwA	% WOV	LwA
35°	0	80	0	80
	50	78	50	79
	100	78	100	78
30°	0	78	0	79
	50	76	50	78
	100	76	100	77
25°	0	77	0	78
	50	74	50	77
	100	75	100	76
20°	0	76	0	78
	50	74	50	76
	100	75	100	77
15°	0	76	0	77
	50	73	50	76
	100	75	100	78
10°	0	77	0	78
	50	75	50	77
	100	76	100	78
5°	0	78	0	79
	50	78	50	78
	100	77	100	78

## C1 (860 RPM)



## C2 (860 RPM)



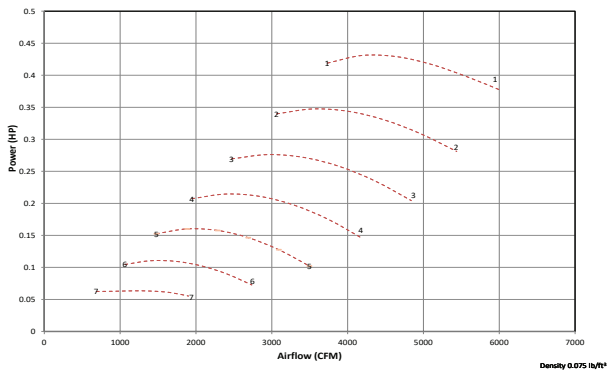
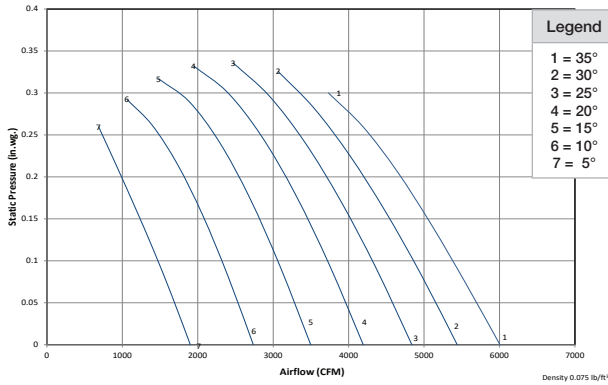
Performance shown is for installation type B: free inlet, ducted outlet. Performance ratings do not include the effects of appurtenances (accessories).

Sound power level ratings and A-weighted sound power ratings are shown in decibels, referred to 10<sup>-12</sup> watts, calculated per AMCA Standard 301. Values shown are for (inlet LWi or inlet LWiA) sound power levels for installation type B: free inlet, ducted outlet. The AMCA International Certified Ratings Seal for sound applies to LWA values only. dBA sound pressure values are weighted with 11.5 dB attenuation based on 5 feet from the fan in a hemispherical free field and are not licensed by AMCA International.

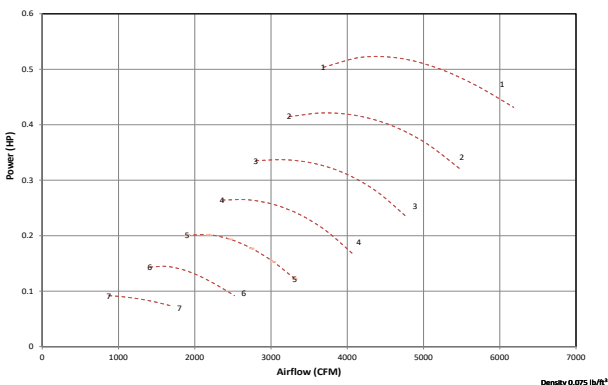
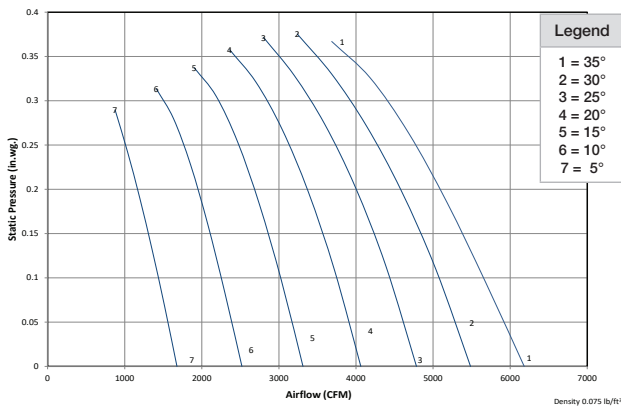
### Sound Data

860 RPM	C1		C2	
	Blade Pitch	% WOV	LwA	% WOV
35°	0	76	0	77
	50	75	50	76
	100	74	100	75
30°	0	75	0	76
	50	73	50	75
	100	73	100	74
25°	0	74	0	75
	50	71	50	73
	100	72	100	73
20°	0	73	0	75
	50	70	50	73
	100	72	100	74
15°	0	73	0	74
	50	70	50	73
	100	71	100	74
10°	0	74	0	75
	50	72	50	74
	100	72	100	74
5°	0	75	0	76
	50	75	50	75
	100	74	100	74

## C1 (750 RPM)



## C2 (750 RPM)



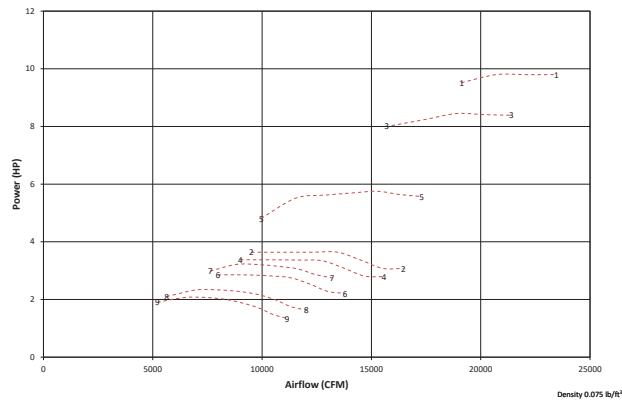
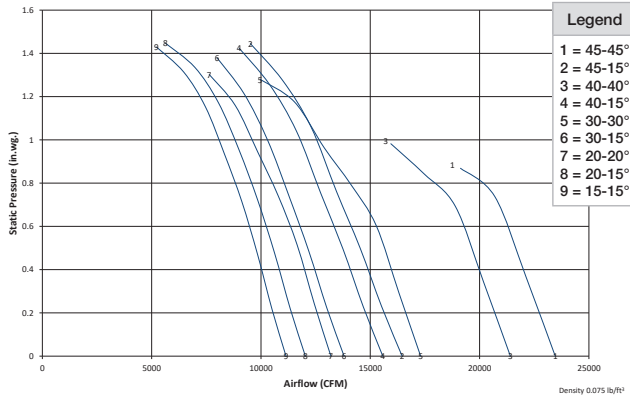
Performance shown is for installation type B: free inlet, ducted outlet. Performance ratings do not include the effects of appurtenances (accessories).

Sound power level ratings and A-weighted sound power ratings are shown in decibels, referred to 10<sup>-12</sup> watts, calculated per AMCA Standard 301. Values shown are for (inlet LWi or inlet LWiA) sound power levels for installation type B: free inlet, ducted outlet. The AMCA International Certified Ratings Seal for sound applies to LWA values only. dBA sound pressure values are weighted with 11.5 dB attenuation based on 5 feet from the fan in a hemispherical free field and are not licensed by AMCA International.

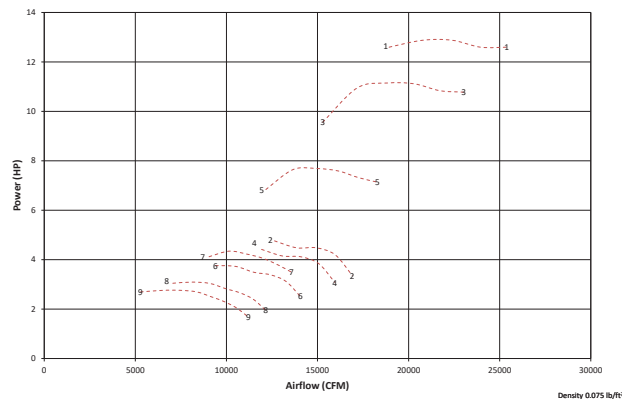
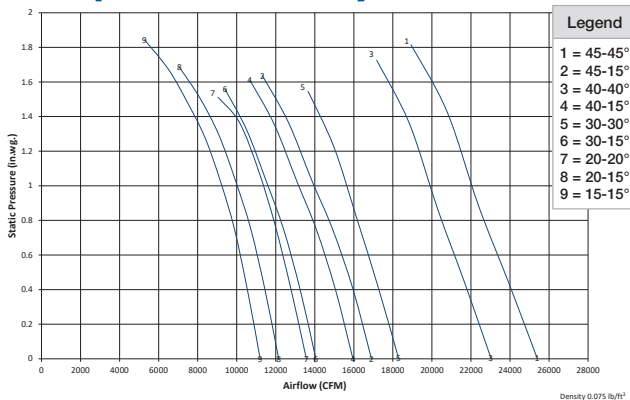
### Sound Data

750 RPM	C1		C2	
	% WOV	LwA	% WOV	LwA
35°	0	72	0	73
	50	71	50	72
	100	70	100	71
30°	0	71	0	72
	50	69	50	71
	100	69	100	70
25°	0	70	0	71
	50	68	50	70
	100	68	100	69
20°	0	70	0	71
	50	67	50	69
	100	68	100	70
15°	0	69	0	70
	50	66	50	69
	100	68	100	70
10°	0	70	0	71
	50	68	50	70
	100	68	100	70
5°	0	71	0	72
	50	71	50	71
	100	70	100	70

## W2 (1770 RPM)



## W4 (1770 RPM)



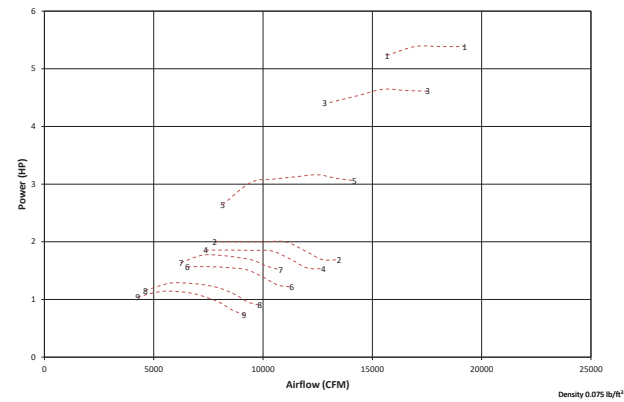
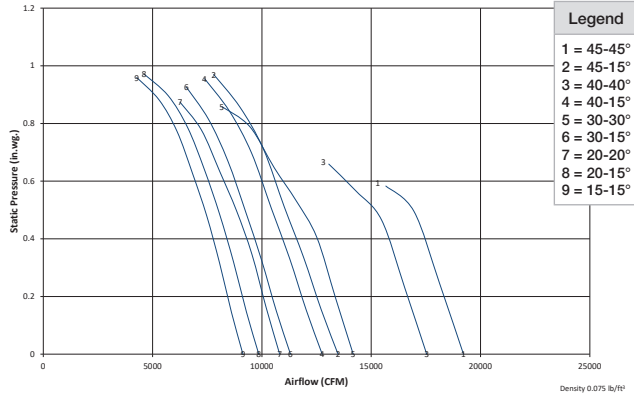
Performance shown is for installation type B: free inlet, ducted outlet. Performance ratings do not include the effects of appurtenances (accessories).

Sound power level ratings and A-weighted sound power ratings are shown in decibels, referred to 10<sup>-12</sup> watts, calculated per AMCA Standard 301. Values shown are for (inlet LWi or inlet LWiA) sound power levels for installation type B: free inlet, ducted outlet. The AMCA International Certified Ratings Seal for sound applies to LWA values only. dBA sound pressure values are weighted with 11.5 dB attenuation based on 5 feet from the fan in a hemispherical free field and are not licensed by AMCA International.

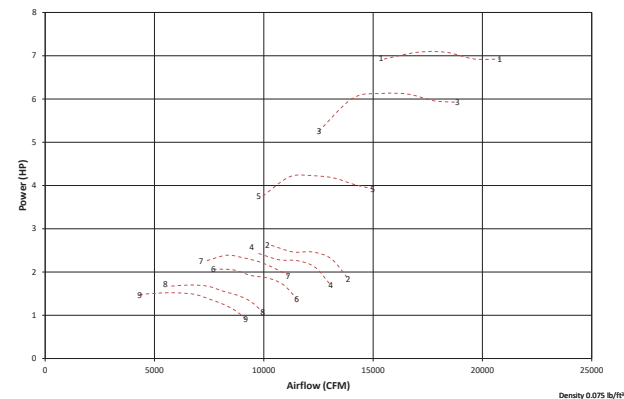
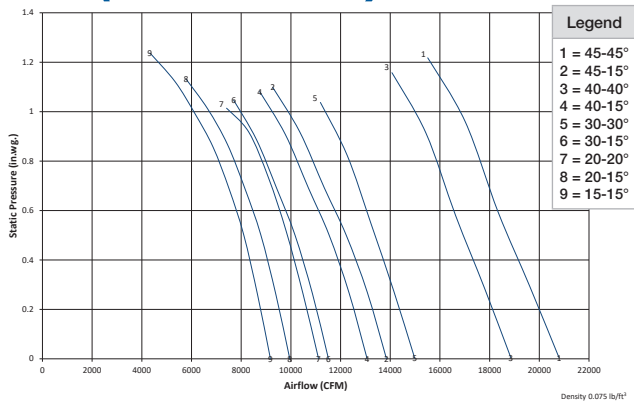
### Sound Data

1770 RPM Blade Pitch	W2		W4	
	% WOV	LwA	% WOV	LwA
45-45°	100	99	100	100
	91	99	95	100
	76	100	81	100
45-15°	100	98	100	100
	94	98	95	100
40-40°	82	97	81	100
	100	98	100	100
40-15°	95	98	95	100
	84	98	81	100
30-30°	100	92	100	95
	95	92	95	94
	85	90	84	94
30-15°	100	95	100	96
	94	95	95	97
	80	94	82	97
20-20°	100	91	100	93
	92	91	95	93
	80	91	81	92
20-15°	100	90	100	92
	93	90	96	92
	79	90	79	92
15-15°	100	90	100	92
	95	89	95	92
	79	88	82	91
15-15°	100	89	100	91
	95	89	97	91
	84	88	80	90

## W2 (1450 RPM)



## W4 (1450 RPM)



Performance shown is for installation type B: free inlet, ducted outlet. Performance ratings do not include the effects of appurtenances (accessories).

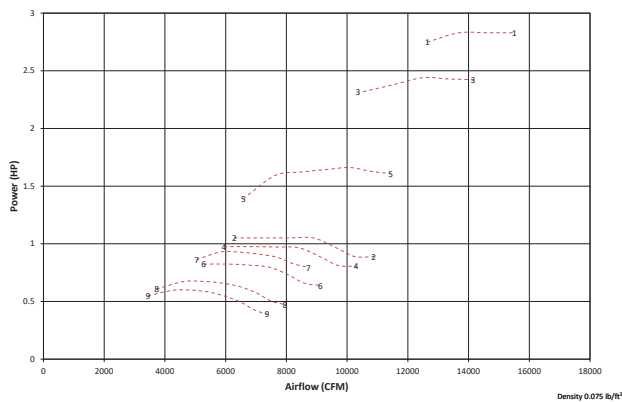
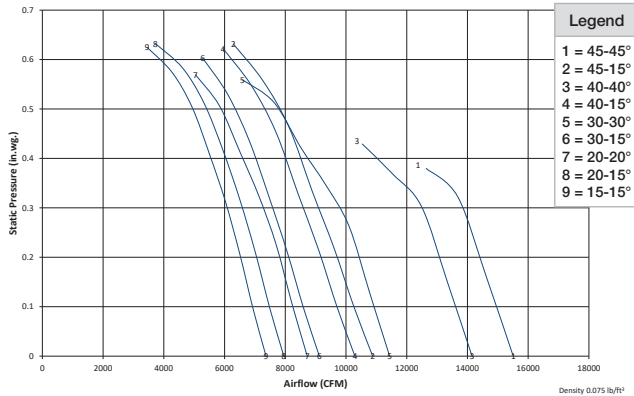
Sound power level ratings and A-weighted sound power ratings are shown in decibels, referred to 10<sup>-12</sup> watts, calculated per AMCA Standard 301. Values shown are for (inlet LWi or inlet LWiA) sound power levels for installation type B: free inlet, ducted outlet. The AMCA International Certified Ratings Seal for sound applies to LWA values only. dBA sound pressure values are weighted with 11.5 dB attenuation based on 5 feet from the fan in a hemispherical free field and are not licensed by AMCA International.

### Sound Data

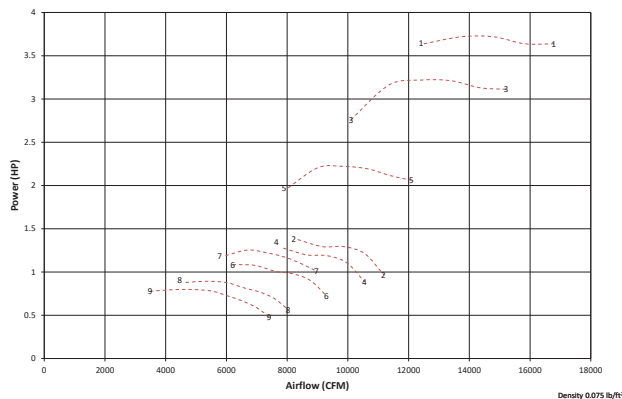
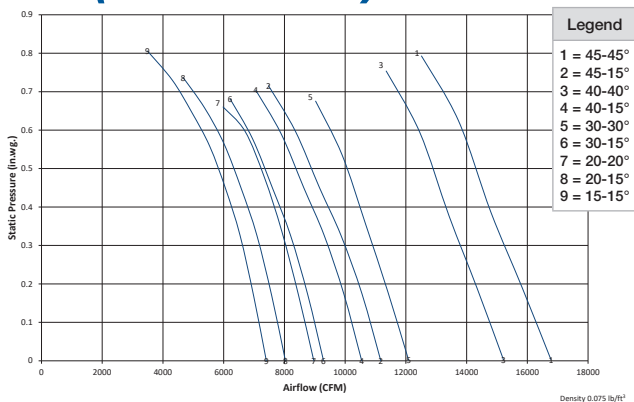
1450 RPM Blade Pitch	W2		W4	
	% WOV	LwA	% WOV	LwA
45-45°	100	95	100	96
	91	95	95	96
	76	95	81	95
45-15°	100	94	100	96
	94	94	95	96
40-40°	82	93	81	95
	100	94	100	96
40-15°	95	93	95	95
	84	94	81	95
30-30°	100	87	100	90
	95	87	95	89
	85	86	84	89
30-15°	100	90	100	91
	94	91	95	92
20-20°	80	90	82	92
	100	87	100	88
20-15°	92	87	95	88
	80	86	81	87
15-15°	100	86	100	87
	93	86	96	88
	79	86	79	87
15-15°	100	85	100	88
	95	85	95	88
	79	84	82	87
15-15°	100	84	100	86
	95	84	97	86
	84	83	80	85



## W2 (1170 RPM)



## W4 (1170 RPM)



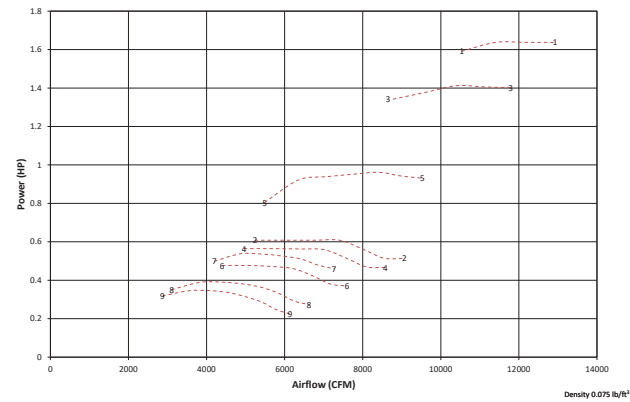
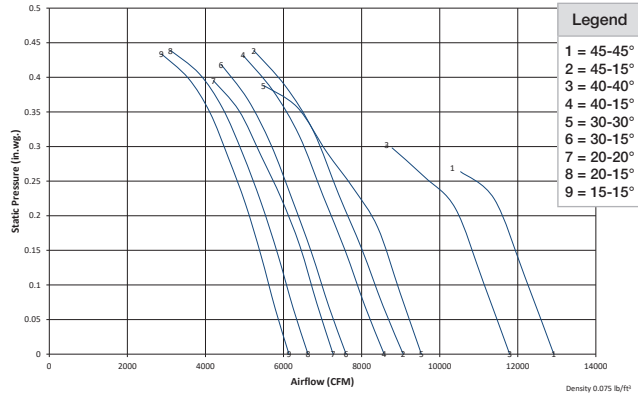
Performance shown is for installation type B: free inlet, ducted outlet. Performance ratings do not include the effects of appurtenances (accessories).

Sound power level ratings and A-weighted sound power ratings are shown in decibels, referred to 10<sup>-12</sup> watts, calculated per AMCA Standard 301. Values shown are for (inlet LWi or inlet LWiA) sound power levels for installation type B: free inlet, ducted outlet. The AMCA International Certified Ratings Seal for sound applies to LWA values only. dBA sound pressure values are weighted with 11.5 dB attenuation based on 5 feet from the fan in a hemispherical free field and are not licensed by AMCA International.

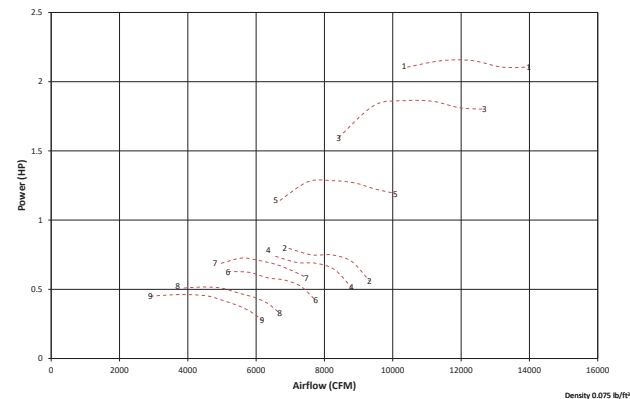
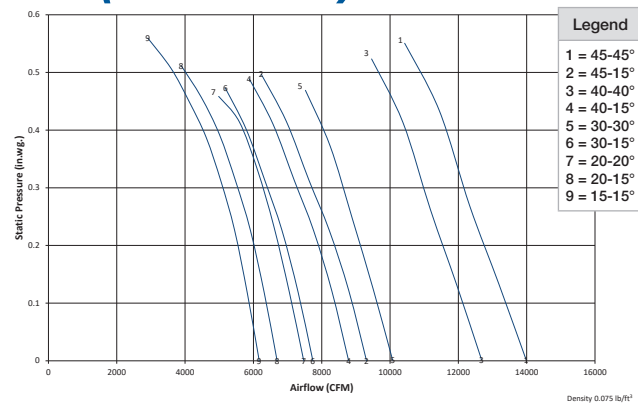
### Sound Data

1170 RPM Blade Pitch	W2		W4	
	% WOV	LwA	% WOV	LwA
45-45°	100	90	100	91
	91	90	95	91
	76	89	81	91
45-15°	100	89	100	91
	94	89	95	91
	82	88	81	91
40-40°	100	89	100	91
	95	89	95	91
	84	89	81	91
40-15°	100	82	100	85
	95	82	95	84
	85	81	84	84
30-30°	100	86	100	87
	94	86	95	87
	80	86	82	88
30-15°	98	82	100	83
	92	82	95	83
	80	82	81	83
20-20°	100	81	100	83
	93	81	96	83
	79	81	79	82
20-15°	100	80	100	83
	95	80	95	83
	79	79	82	82
15-15°	98	79	100	82
	95	79	97	81
	84	78	80	81

## W2 (975 RPM)



## W4 (975 RPM)



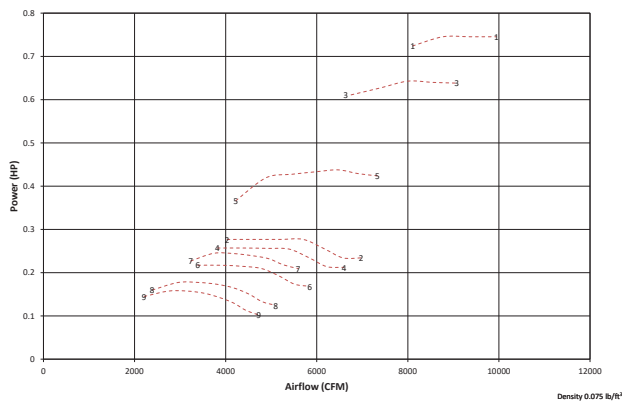
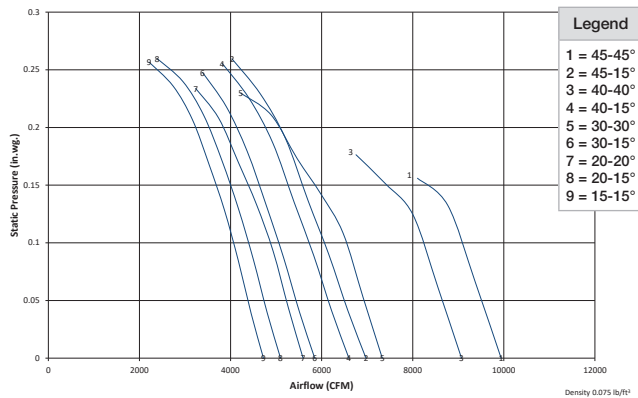
Performance shown is for installation type B: free inlet, ducted outlet. Performance ratings do not include the effects of appurtenances (accessories).

Sound power level ratings and A-weighted sound power ratings are shown in decibels, referred to 10<sup>-12</sup> watts, calculated per AMCA Standard 301. Values shown are for (inlet LWi or inlet LWiA) sound power levels for installation type B: free inlet, ducted outlet. The AMCA International Certified Ratings Seal for sound applies to LWA values only. dBA sound pressure values are weighted with 11.5 dB attenuation based on 5 feet from the fan in a hemispherical free field and are not licensed by AMCA International.

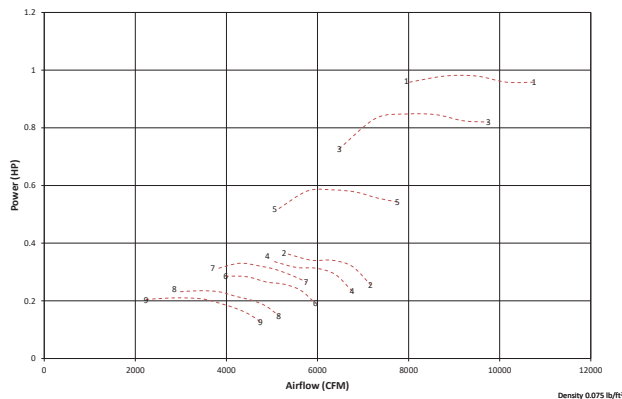
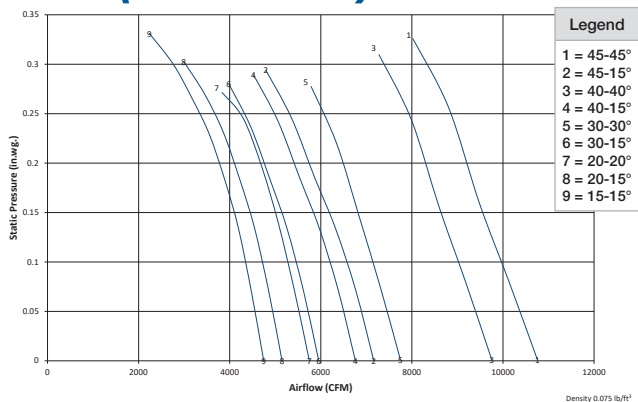
### Sound Data

975 RPM Blade Pitch	W2		W4	
	% WOV	LwA	% WOV	LwA
45-45°	100	86	100	87
	91	86	95	87
	76	85	81	87
45-15°	100	85	100	87
	94	85	95	87
40-40°	82	84	81	87
	100	85	100	87
40-15°	95	85	95	87
	84	85	81	87
30-30°	100	78	100	81
	95	78	95	80
	85	77	84	80
30-15°	100	82	100	83
	94	82	95	83
	80	82	82	84
20-20°	98	78	100	79
	92	78	95	79
	80	78	81	79
20-15°	100	77	100	79
	93	77	96	79
	79	77	79	78
15-15°	100	76	100	79
	95	75	95	79
	79	75	82	78
	98	75	100	77
	84	74	80	77

## W2 (750 RPM)



## W4 (750 RPM)



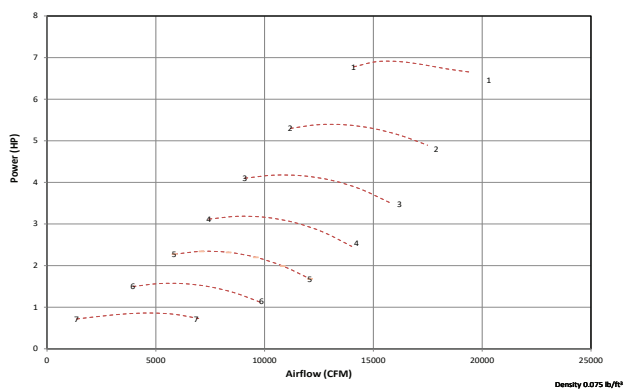
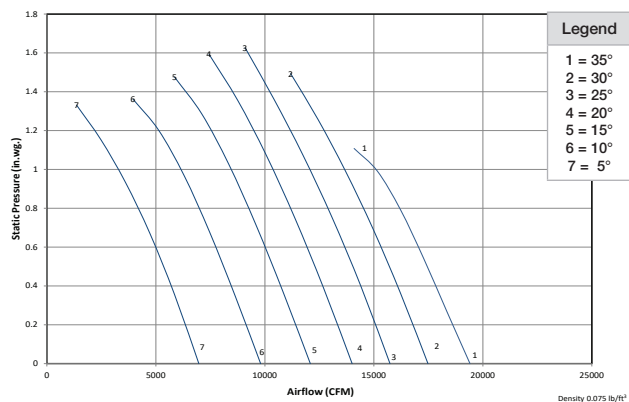
Performance shown is for installation type B: free inlet, ducted outlet. Performance ratings do not include the effects of appurtenances (accessories).

Sound power level ratings and A-weighted sound power ratings are shown in decibels, referred to 10<sup>-12</sup> watts, calculated per AMCA Standard 301. Values shown are for (inlet LWi or inlet LWiA) sound power levels for installation type B: free inlet, ducted outlet. The AMCA International Certified Ratings Seal for sound applies to LWA values only. dBA sound pressure values are weighted with 11.5 dB attenuation based on 5 feet from the fan in a hemispherical free field and are not licensed by AMCA International.

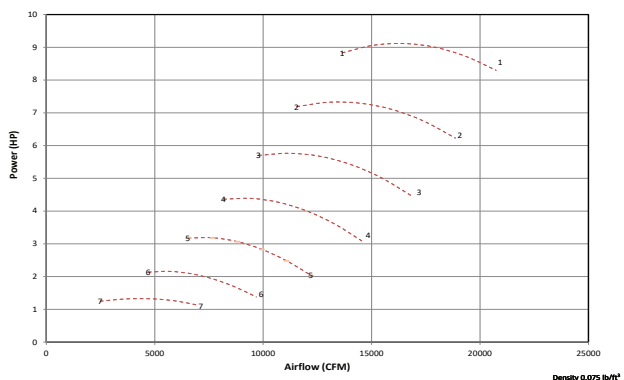
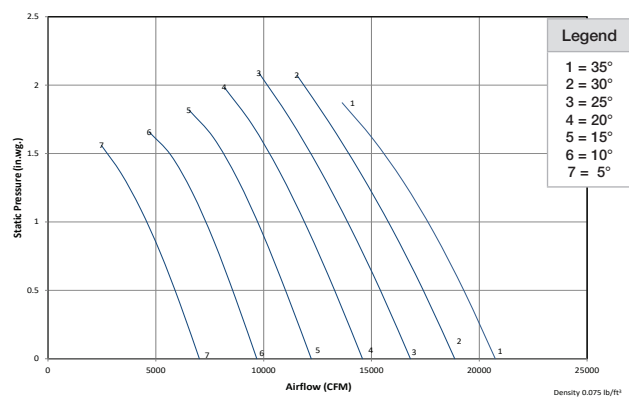
### Sound Data

750 RPM Blade Pitch	W2		W4	
	% WOV	LwA	% WOV	LwA
45-45°	100	81	100	81
	91	80	95	81
	76	78	81	81
45-15°	100	79	100	81
	94	79	95	81
	82	79	81	81
40-40°	100	79	100	81
	95	79	95	81
	84	80	81	81
40-15°	100	72	100	75
	95	72	95	74
	85	72	84	74
30-30°	100	76	100	77
	94	76	95	77
	80	76	82	78
30-15°	98	72	100	73
	92	72	95	73
	80	72	81	73
20-20°	100	71	100	73
	93	72	96	73
	79	72	79	73
20-15°	100	70	100	73
	95	69	95	73
	79	69	82	72
15-15°	98	69	100	71
	95	69	97	71
	84	68	80	71

## C9 (1770 RPM)



## C10 (1770 RPM)



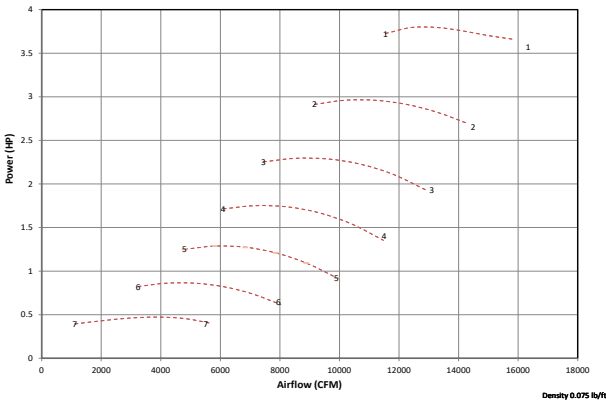
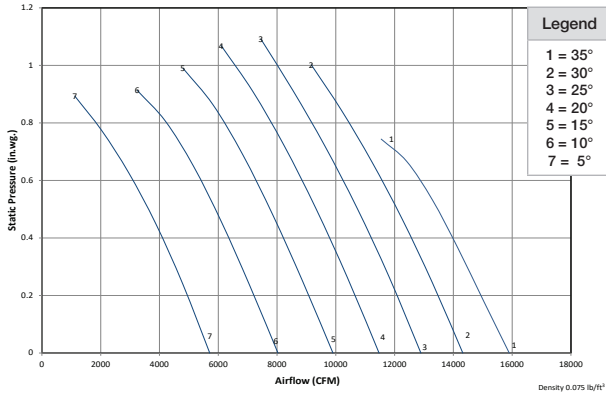
Performance shown is for installation type B: free inlet, ducted outlet. Performance ratings do not include the effects of appurtenances (accessories).

Sound power level ratings and A-weighted sound power ratings are shown in decibels, referred to 10<sup>-12</sup> watts, calculated per AMCA Standard 301. Values shown are for (inlet LWi or inlet LWiA) sound power levels for installation type B: free inlet, ducted outlet. The AMCA International Certified Ratings Seal for sound applies to LWA values only. dBA sound pressure values are weighted with 11.5 dB attenuation based on 5 feet from the fan in a hemispherical free field and are not licensed by AMCA International.

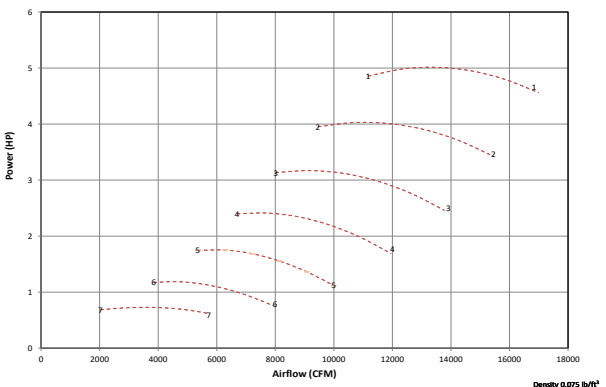
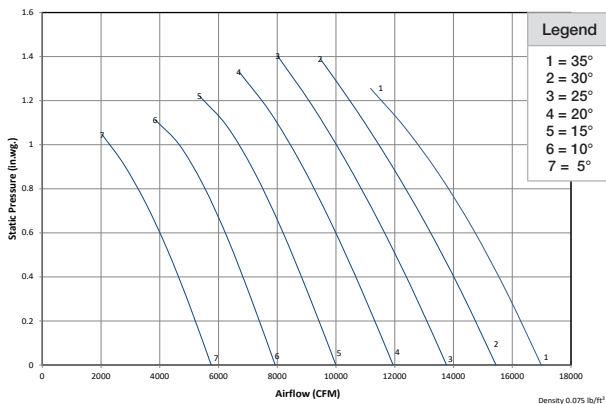
### Sound Data

1770 RPM Blade Pitch	C9		C10	
	% WOV	LwA	% WOV	LwA
35°	0	97	0	98
	50	97	50	97
	100	96	100	97
30°	0	96	0	97
	50	95	50	96
	100	95	100	96
25°	0	94	0	96
	50	93	50	94
	100	93	100	95
20°	0	93	0	95
	50	91	50	93
	100	93	100	95
15°	0	92	0	94
	50	90	50	93
	100	93	100	96
10°	0	92	0	94
	50	92	50	94
	100	94	100	96
5°	0	93	0	95
	50	94	50	95
	100	95	100	95

## C9 (1450 RPM)



## C10 (1450 RPM)



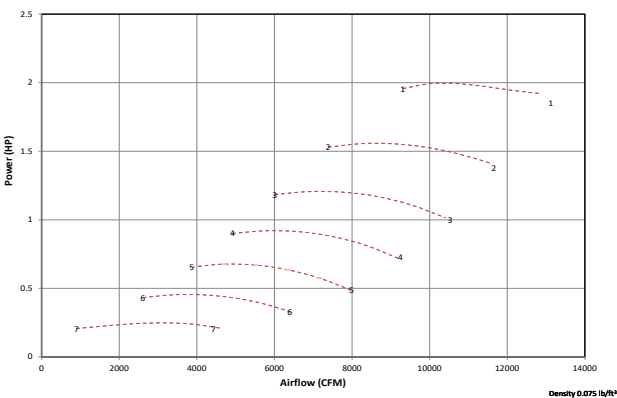
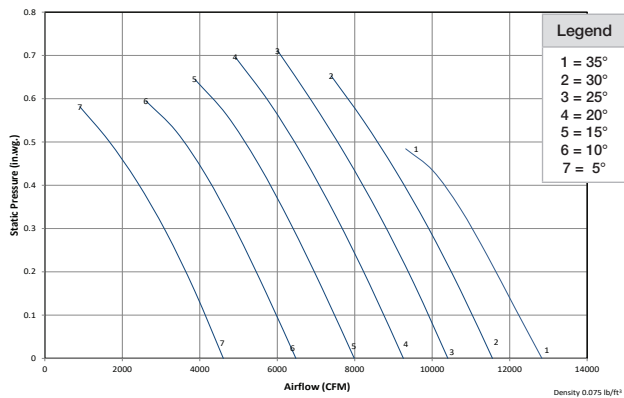
Performance shown is for installation type B: free inlet, ducted outlet. Performance ratings do not include the effects of appurtenances (accessories).

Sound power level ratings and A-weighted sound power ratings are shown in decibels, referred to 10<sup>-12</sup> watts, calculated per AMCA Standard 301. Values shown are for (inlet LWi or inlet LWiA) sound power levels for installation type B: free inlet, ducted outlet. The AMCA International Certified Ratings Seal for sound applies to LWA values only. dBA sound pressure values are weighted with 11.5 dB attenuation based on 5 feet from the fan in a hemispherical free field and are not licensed by AMCA International.

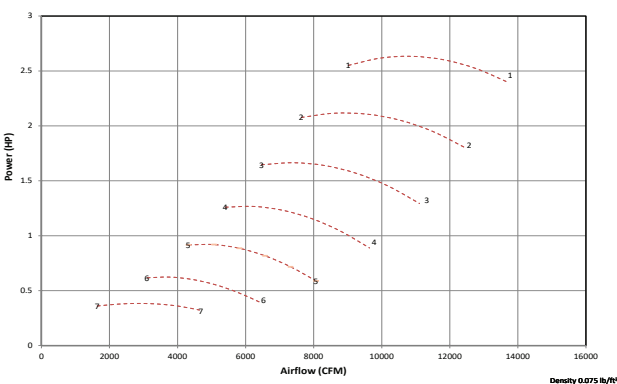
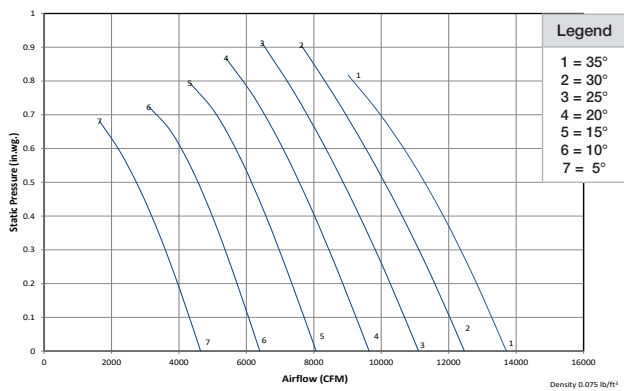
### Sound Data

1450 RPM Blade Pitch	C9		C10	
	% WOV	LwA	% WOV	LwA
35°	0	92	0	93
	50	91	50	92
	100	91	100	92
30°	0	91	0	92
	50	90	50	90
	100	90	100	91
25°	0	89	0	91
	50	88	50	89
	100	88	100	90
20°	0	88	0	90
	50	86	50	88
	100	88	100	90
15°	0	87	0	89
	50	85	50	88
	100	88	100	91
10°	0	87	0	89
	50	87	50	89
	100	89	100	90
5°	0	88	0	90
	50	89	50	90
	100	89	100	90
15-15°	65	114		
	100	109		
	80	109		
	65	112		

## C9 (1170 RPM)



## C10 (1170 RPM)



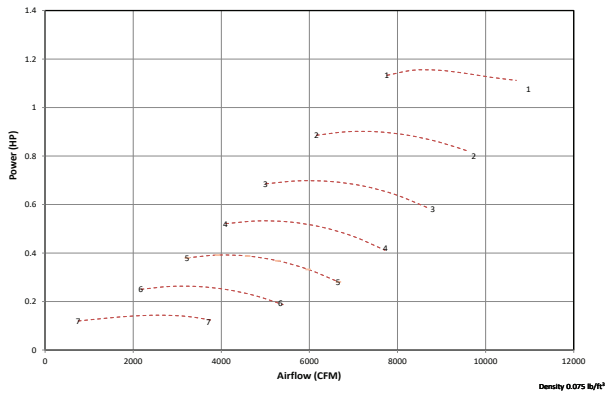
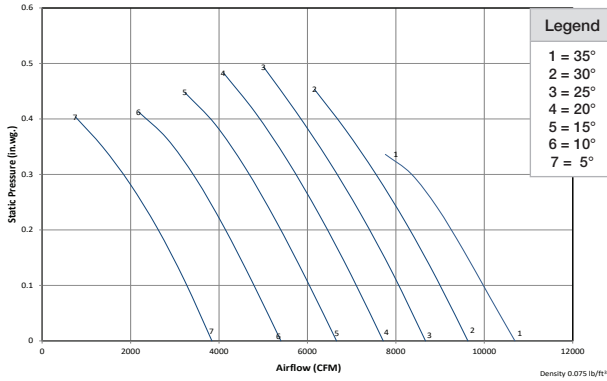
Performance shown is for installation type B: free inlet, ducted outlet. Performance ratings do not include the effects of appurtenances (accessories).

Sound power level ratings and A-weighted sound power ratings are shown in decibels, referred to 10<sup>-12</sup> watts, calculated per AMCA Standard 301. Values shown are for (inlet LWi or inlet LWiA) sound power levels for installation type B: free inlet, ducted outlet. The AMCA International Certified Ratings Seal for sound applies to LWA values only. dBA sound pressure values are weighted with 11.5 dB attenuation based on 5 feet from the fan in a hemispherical free field and are not licensed by AMCA International.

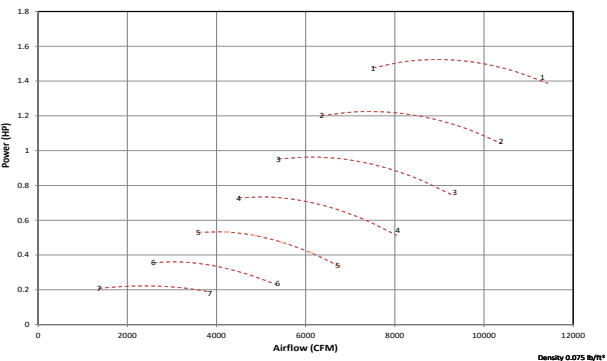
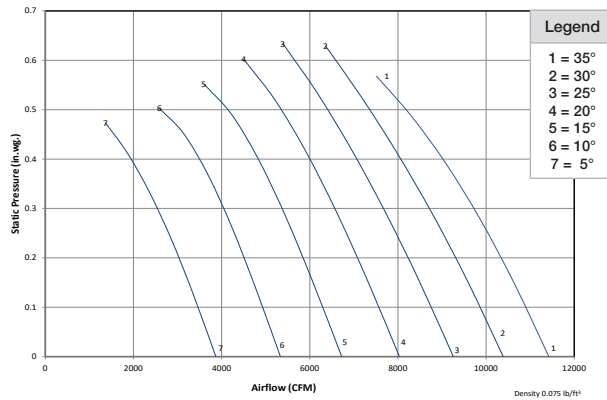
### Sound Data

1170 RPM	C9		C10	
	% WOV	LwA	% WOV	LwA
35°	0	86	0	87
	50	86	50	86
	100	85	100	86
30°	0	85	0	86
	50	84	50	85
	100	84	100	85
25°	0	83	0	85
	50	82	50	83
	100	82	100	84
20°	0	82	0	84
	50	81	50	83
	100	82	100	85
15°	0	81	0	83
	50	79	50	82
	100	83	100	86
10°	0	82	0	84
	50	81	50	83
	100	83	100	85
5°	0	82	0	85
	50	84	50	84
	100	84	100	84

## C9 (975 RPM)



## C10 (975 RPM)



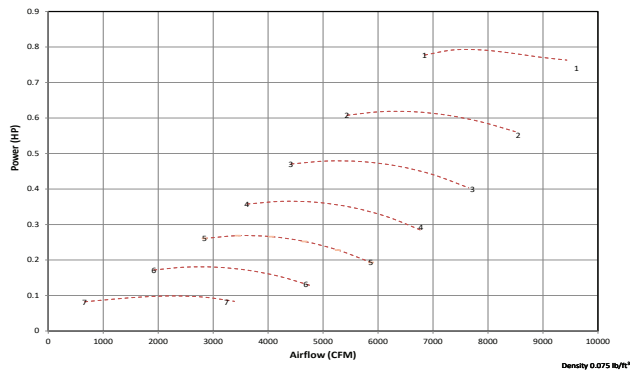
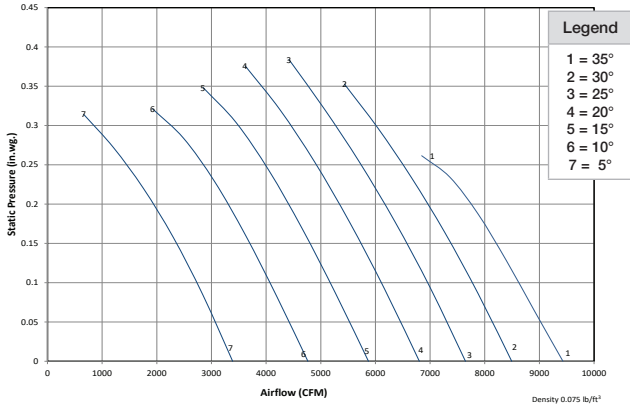
Performance shown is for installation type B: free inlet, ducted outlet. Performance ratings do not include the effects of appurtenances (accessories).

Sound power level ratings and A-weighted sound power ratings are shown in decibels, referred to 10<sup>-12</sup> watts, calculated per AMCA Standard 301. Values shown are for (inlet LWi or inlet LWiA) sound power levels for installation type B: free inlet, ducted outlet. The AMCA International Certified Ratings Seal for sound applies to LWA values only. dBA sound pressure values are weighted with 11.5 dB attenuation based on 5 feet from the fan in a hemispherical free field and are not licensed by AMCA International.

### Sound Data

975 RPM	C9		C10	
	% WOV	LwA	% WOV	LwA
35°	0	81	0	83
	50	81	50	82
	100	81	100	81
30°	0	80	0	81
	50	79	50	80
	100	79	100	80
25°	0	79	0	80
	50	77	50	78
	100	77	100	79
20°	0	77	0	79
	50	76	50	78
	100	78	100	80
15°	0	76	0	78
	50	74	50	77
	100	78	100	81
10°	0	77	0	79
	50	77	50	78
	100	78	100	80
5°	0	78	0	80
	50	79	50	80
	100	79	100	79
15-15°	65	114		
	100	109		
	80	109		
	65	112		

## C9 (860 RPM)



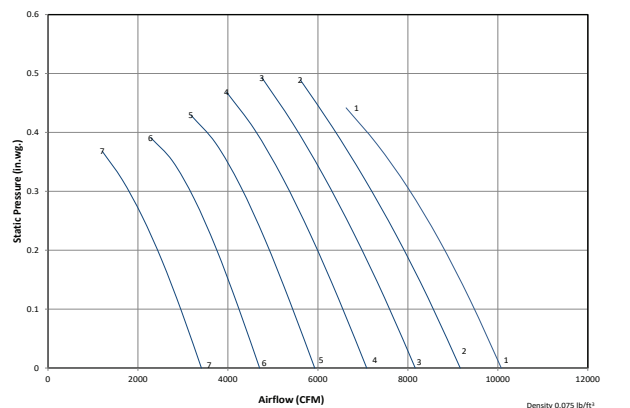
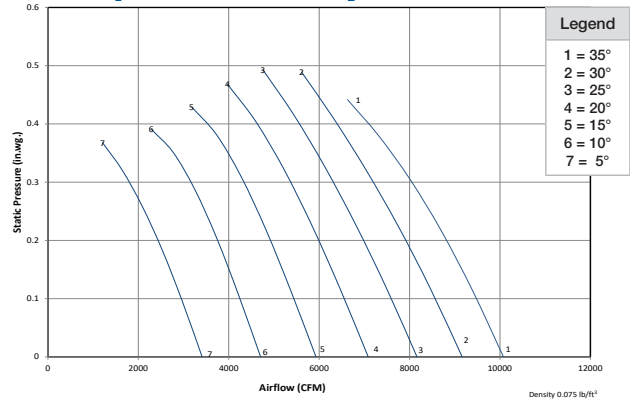
Performance shown is for installation type B: free inlet, ducted outlet. Performance ratings do not include the effects of appurtenances (accessories).

Sound power level ratings and A-weighted sound power ratings are shown in decibels, referred to 10<sup>-12</sup> watts, calculated per AMCA Standard 301. Values shown are for (inlet LWi or inlet LWiA) sound power levels for installation type B: free inlet, ducted outlet. The AMCA International Certified Ratings Seal for sound applies to LWA values only. dBA sound pressure values are weighted with 11.5 dB attenuation based on 5 feet from the fan in a hemispherical free field and are not licensed by AMCA International.

## Sound Data

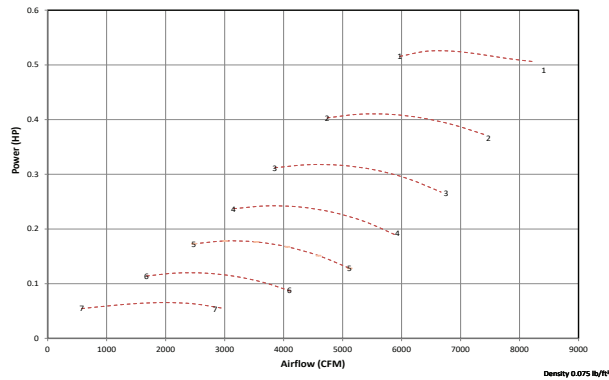
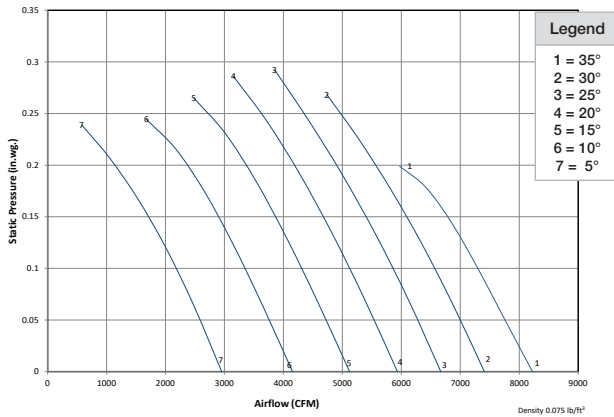
860 RPM Blade Pitch	C9		C10	
	% WOV	LwA	% WOV	LwA
35°	0	76	0	79
	50	76	50	78
	100	76	100	78
30°	0	75	0	78
	50	74	50	76
	100	74	100	77
25°	0	74	0	77
	50	73	50	75
	100	73	100	76
20°	0	72	0	76
	50	71	50	74
	100	73	100	76
15°	0	71	0	75
	50	69	50	74
	100	73	100	77
10°	0	72	0	76
	50	72	50	75
	100	73	100	77
5°	0	73	0	77
	50	74	50	76
	100	74	100	76

## C10 (860 RPM)

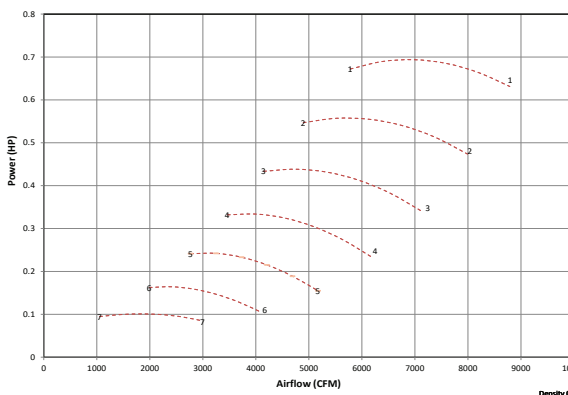
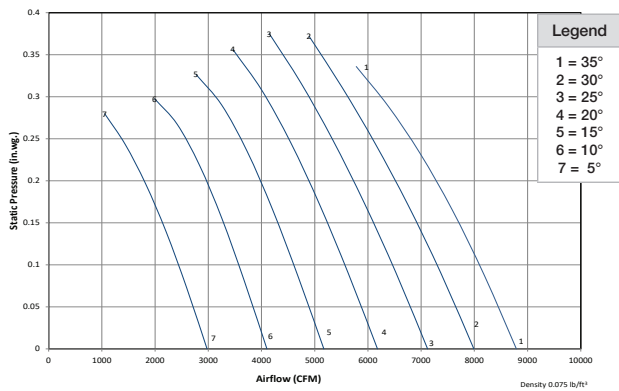




## C9 (750 RPM)



## C10 (750 RPM)



Performance shown is for installation type B: free inlet, ducted outlet. Performance ratings do not include the effects of appurtenances (accessories).

Sound power level ratings and A-weighted sound power ratings are shown in decibels, referred to 10<sup>-12</sup> watts, calculated per AMCA Standard 301. Values shown are for (inlet LWi or inlet LWiA) sound power levels for installation type B: free inlet, ducted outlet. The AMCA International Certified Ratings Seal for sound applies to LWA values only. dBA sound pressure values are weighted with 11.5 dB attenuation based on 5 feet from the fan in a hemispherical free field and are not licensed by AMCA International.

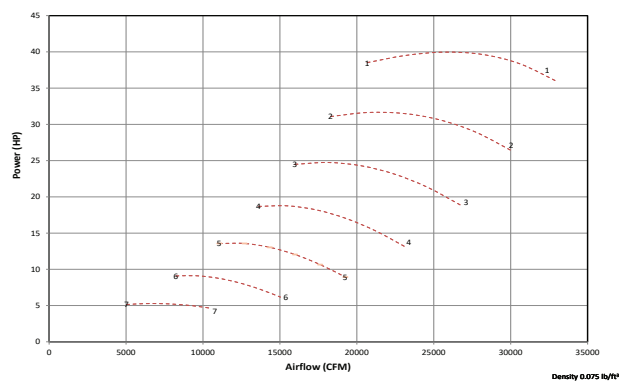
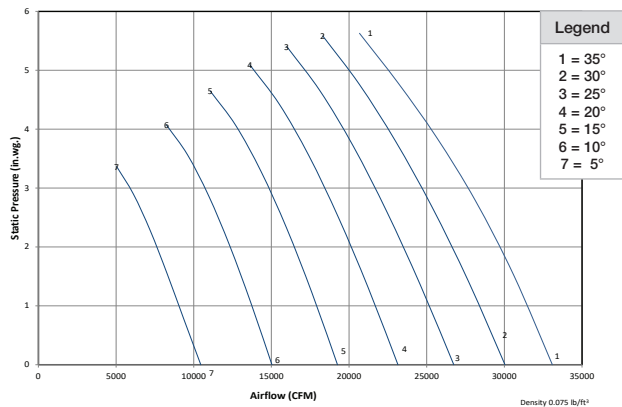
### Sound Data

750 RPM	C9		C10	
	% WOV	LwA	% WOV	LwA
35°	0	74	0	75
	50	73	50	74
	100	73	100	74
30°	0	72	0	74
	50	71	50	73
	100	71	100	72
40-40° 25°	0	71	0	72
	50	70	50	71
	100	70	100	72
20°	0	70	0	72
	50	68	50	70
	100	70	100	72
30-30°	0	69	0	71
	50	67	50	69
	100	70	100	73
15° 30-15°	0	69	0	72
	50	69	50	71
	100	71	100	73
10°	0	70	0	73
	50	72	50	72
	100	71	100	72
5° 20-15°	65	114		
	100	109		
	15-15°	80	109	
	65	112		

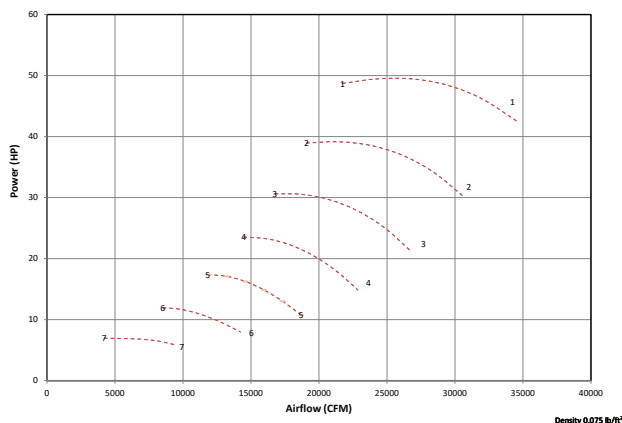
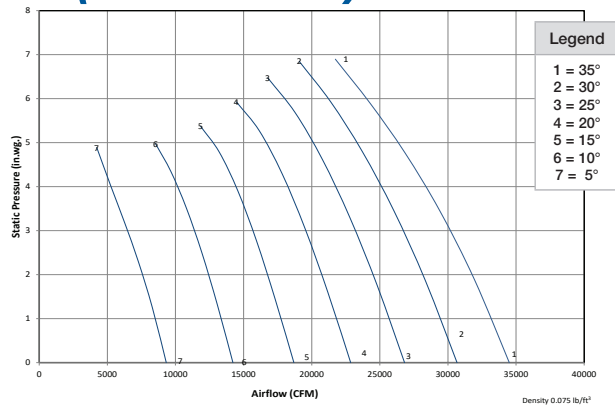
Size 560-900

Size 560-900

## C1 (2900 RPM)



## C2 (2900 RPM)



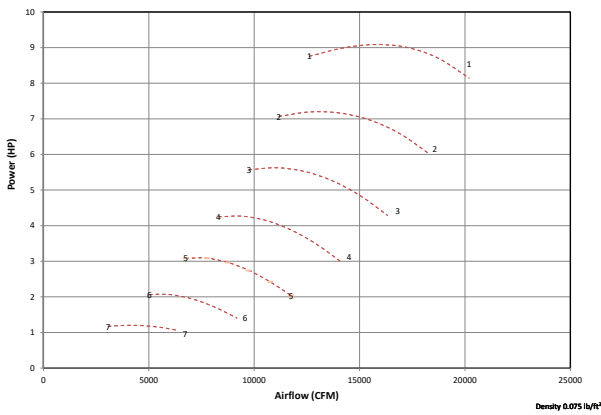
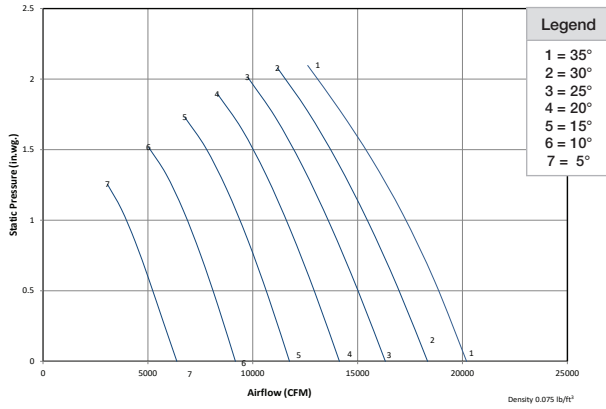
Performance shown is for installation type B: free inlet, ducted outlet. Performance ratings do not include the effects of appurtenances (accessories).

Sound power level ratings and A-weighted sound power ratings are shown in decibels, referred to 10<sup>-12</sup> watts, calculated per AMCA Standard 301. Values shown are for (inlet LWi or inlet LWiA) sound power levels for installation type B: free inlet, ducted outlet. The AMCA International Certified Ratings Seal for sound applies to LWA values only. dBA sound pressure values are weighted with 11.5 dB attenuation based on 5 feet from the fan in a hemispherical free field and are not licensed by AMCA International.

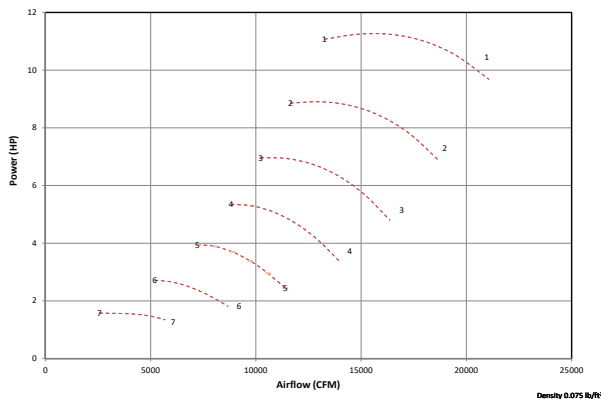
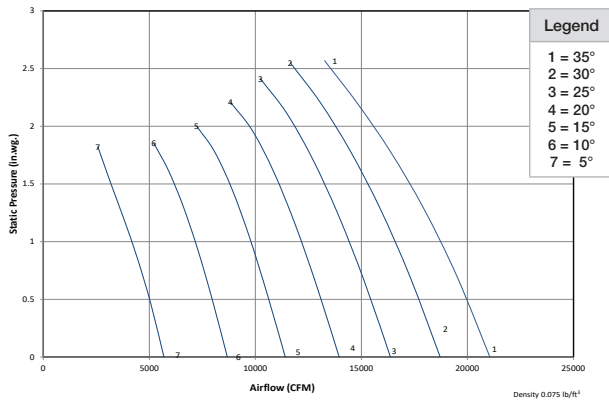
### Sound Data

2900 RPM	C1		C2	
	% WOV	LwA	% WOV	LwA
35°	0	110	0	111
	50	110	50	111
	100	110	100	110
30°	0	109	0	109
	50	108	50	109
	100	108	100	109
25°	0	107	0	108
	50	106	50	108
	100	107	100	108
20°	0	106	0	108
	50	105	50	107
	100	107	100	109
15°	0	106	0	107
	50	104	50	107
	100	107	100	109
10°	0	107	0	108
	50	107	50	108
	100	108	100	109
5°	0	109	0	110
	50	109	50	110
	100	109	100	109

## C1 (1770 RPM)



## C2 (1770 RPM)



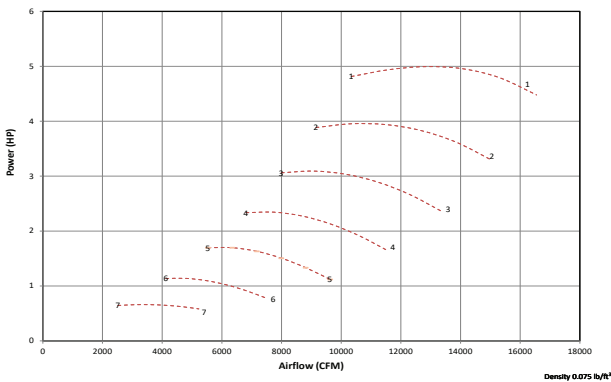
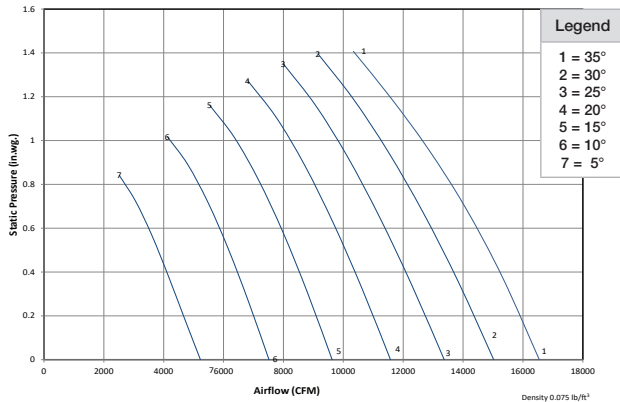
Performance shown is for installation type B: free inlet, ducted outlet. Performance ratings do not include the effects of appurtenances (accessories).

Sound power level ratings and A-weighted sound power ratings are shown in decibels, referred to 10<sup>-12</sup> watts, calculated per AMCA Standard 301. Values shown are for (inlet LWi or inlet LWiA) sound power levels for installation type B: free inlet, ducted outlet. The AMCA International Certified Ratings Seal for sound applies to LWA values only. dBA sound pressure values are weighted with 11.5 dB attenuation based on 5 feet from the fan in a hemispherical free field and are not licensed by AMCA International.

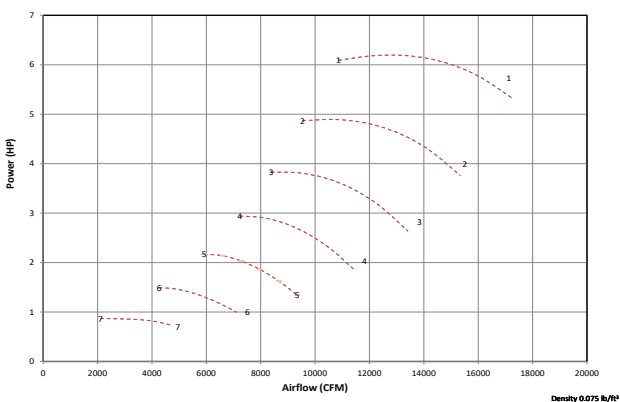
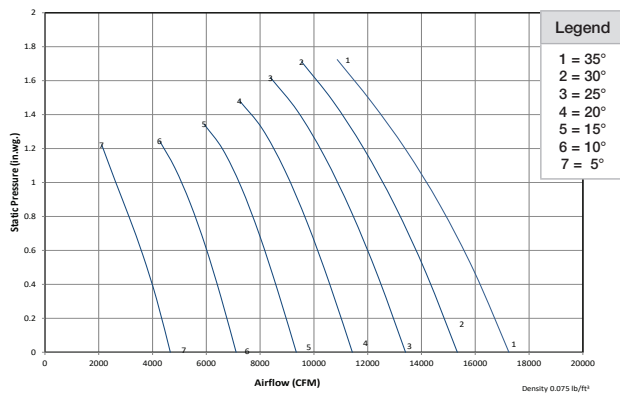
### Sound Data

1770 RPM	C1		C2	
	% WOV	LwA	% WOV	LwA
35°	0	98	0	98
	50	97	50	98
	100	97	100	97
30°	0	96	0	97
	50	95	50	97
	100	95	100	96
25°	0	95	0	96
	50	93	50	95
	100	94	100	95
20°	0	94	0	96
	50	93	50	95
	100	94	100	96
15°	0	93	0	95
	50	92	50	94
	100	95	100	97
10°	0	95	0	96
	50	94	50	96
	100	95	100	97
5°	0	96	0	97
	50	97	50	97
	100	95	100	96

## C1 (1450 RPM)



## C2 (1450 RPM)



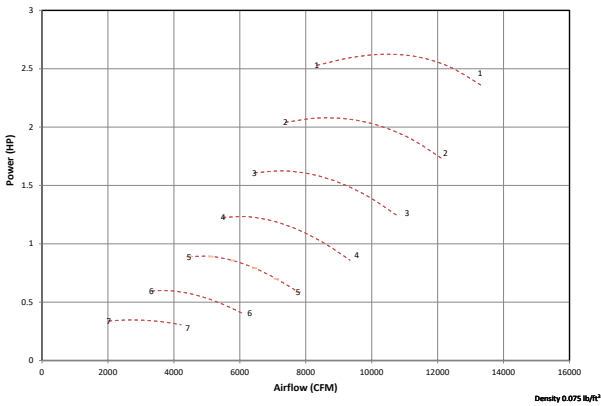
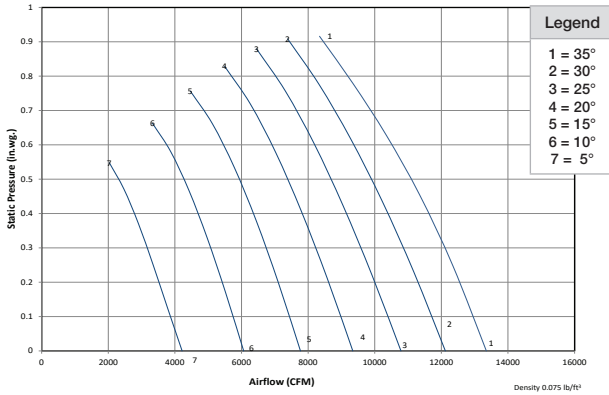
Performance shown is for installation type B: free inlet, ducted outlet. Performance ratings do not include the effects of appurtenances (accessories).

Sound power level ratings and A-weighted sound power ratings are shown in decibels, referred to 10<sup>-12</sup> watts, calculated per AMCA Standard 301. Values shown are for (inlet LWi or inlet LWiA) sound power levels for installation type B: free inlet, ducted outlet. The AMCA International Certified Ratings Seal for sound applies to LWA values only. dBA sound pressure values are weighted with 11.5 dB attenuation based on 5 feet from the fan in a hemispherical free field and are not licensed by AMCA International.

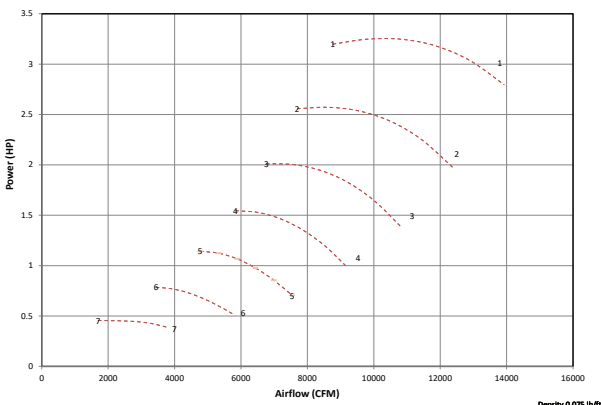
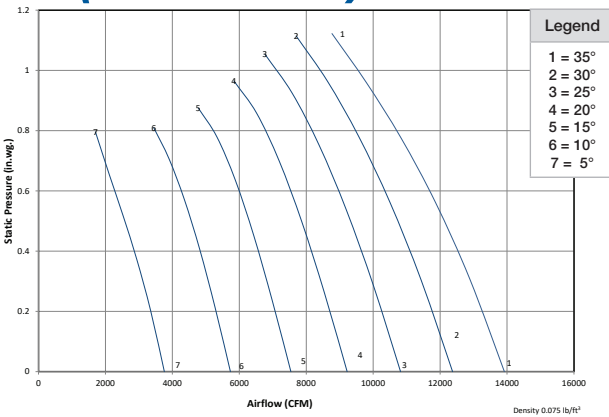
### Sound Data

1450 RPM Blade Pitch	C1		C2	
	% WOV	LwA	% WOV	LwA
35°	0	93	0	93
	50	92	50	93
	100	92	100	92
30°	0	91	0	92
	50	90	50	92
	100	90	100	91
25°	0	90	0	91
	50	88	50	90
	100	89	100	90
20°	0	89	0	91
	50	87	50	90
	100	89	100	91
15°	0	89	0	90
	50	87	50	89
	100	89	100	92
10°	0	90	0	91
	50	89	50	91
	100	90	100	91
5°	0	92	0	93
	50	92	50	92
	100	90	100	91

## C1 (1170 RPM)



## C2 (1170 RPM)



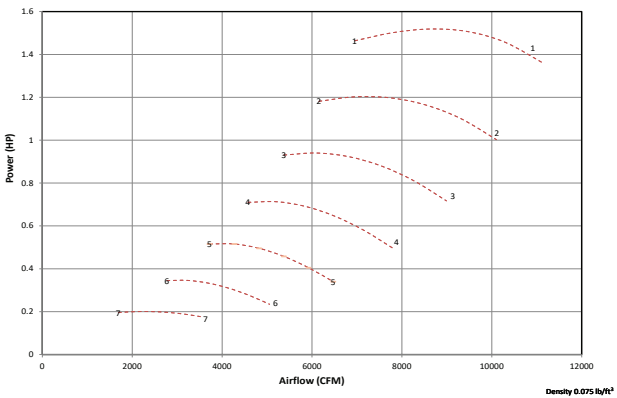
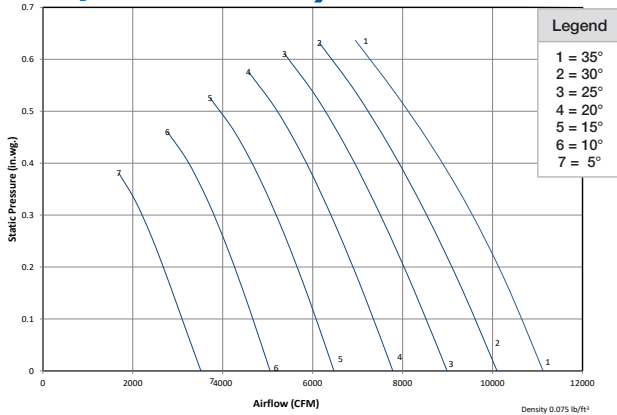
Performance shown is for installation type B: free inlet, ducted outlet. Performance ratings do not include the effects of appurtenances (accessories).

Sound power level ratings and A-weighted sound power ratings are shown in decibels, referred to 10<sup>-12</sup> watts, calculated per AMCA Standard 301. Values shown are for (inlet LWi or inlet LWiA) sound power levels for installation type B: free inlet, ducted outlet. The AMCA International Certified Ratings Seal for sound applies to LWA values only. dBA sound pressure values are weighted with 11.5 dB attenuation based on 5 feet from the fan in a hemispherical free field and are not licensed by AMCA International.

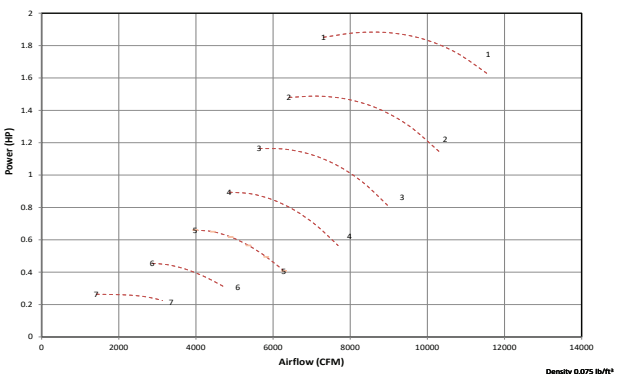
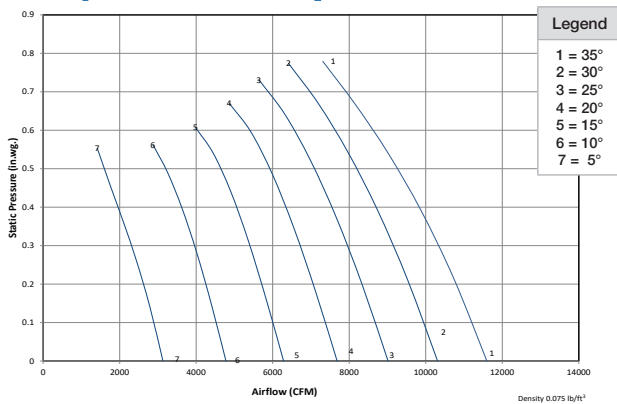
### Sound Data

1170 RPM Blade Pitch	C1		C2	
	% WOV	LwA	% WOV	LwA
35°	0	87	0	88
	50	86	50	88
	100	86	100	87
30°	0	86	0	87
	50	85	50	86
	100	85	100	86
25°	0	85	0	86
	50	83	50	85
	100	84	100	85
20°	0	84	0	85
	50	82	50	85
	100	84	100	85
15°	0	83	0	85
	50	81	50	84
	100	84	100	86
10°	0	85	0	86
	50	84	50	85
	100	84	100	86
5°	0	86	0	87
	50	86	50	87
	100	85	100	86

## C1 (975 RPM)



## C2 (975 RPM)



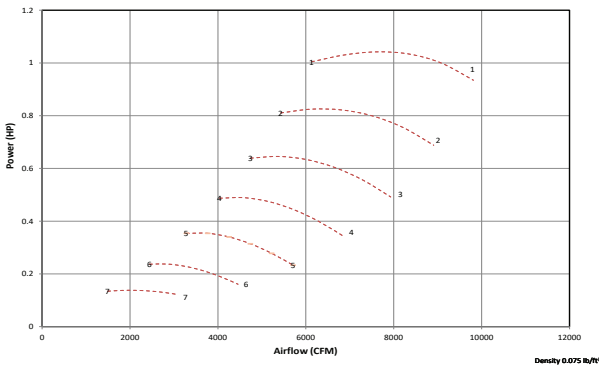
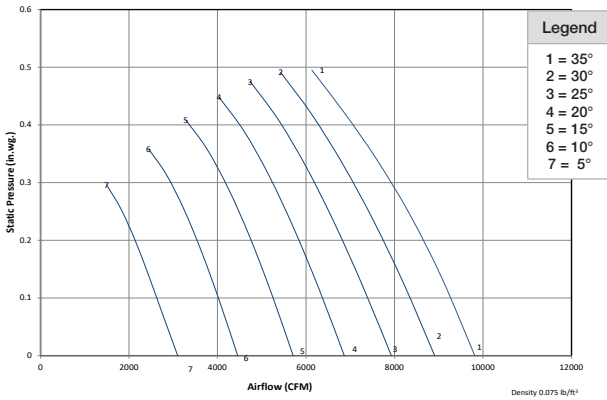
Performance shown is for installation type B: free inlet, ducted outlet. Performance ratings do not include the effects of appurtenances (accessories).

Sound power level ratings and A-weighted sound power ratings are shown in decibels, referred to 10<sup>-12</sup> watts, calculated per AMCA Standard 301. Values shown are for (inlet LWi or inlet LWiA) sound power levels for installation type B: free inlet, ducted outlet. The AMCA International Certified Ratings Seal for sound applies to LWA values only. dBA sound pressure values are weighted with 11.5 dB attenuation based on 5 feet from the fan in a hemispherical free field and are not licensed by AMCA International.

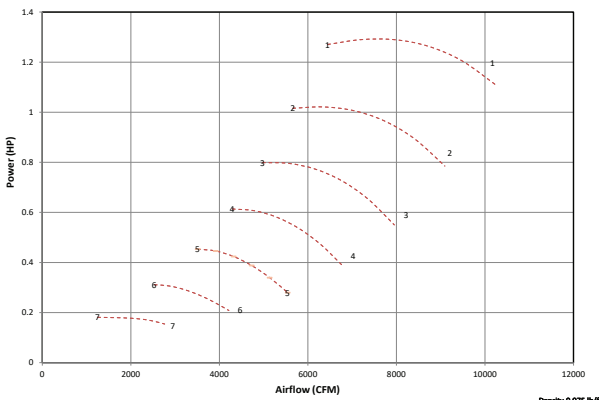
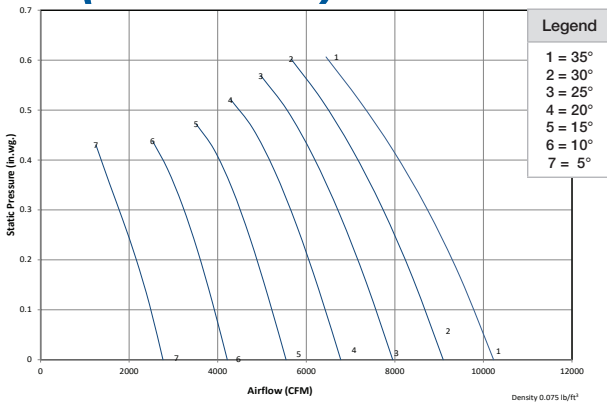
### Sound Data

975 RPM Blade Pitch	C1		C2	
	% WOV	LwA	% WOV	LwA
35°	0	83	0	83
	50	82	50	83
	100	82	100	82
30°	0	81	0	82
	50	80	50	82
	100	80	100	81
25°	0	80	0	81
	50	78	50	80
	100	79	100	80
20°	0	79	0	81
	50	77	50	80
	100	79	100	81
15°	0	79	0	80
	50	76	50	79
	100	79	100	81
10°	0	80	0	82
	50	79	50	81
	100	79	100	81
5°	0	82	0	83
	50	82	50	82
	100	80	100	81

## C1 (860 RPM)



## C2 (860 RPM)



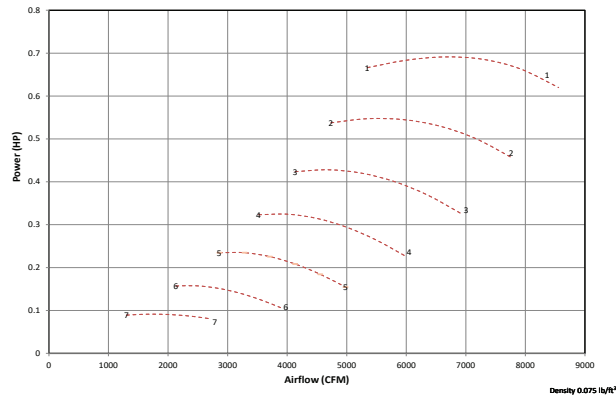
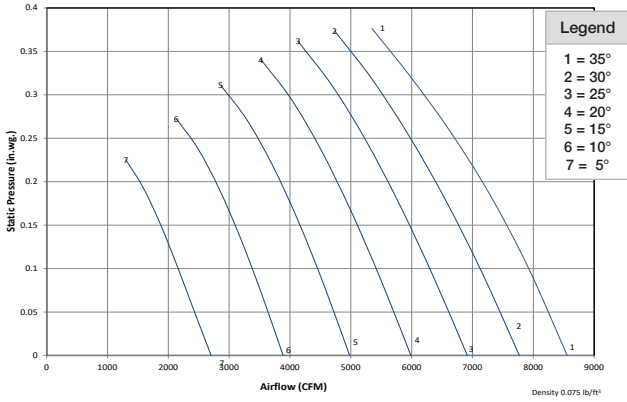
Performance shown is for installation type B: free inlet, ducted outlet. Performance ratings do not include the effects of appurtenances (accessories).

Sound power level ratings and A-weighted sound power ratings are shown in decibels, referred to 10<sup>-12</sup> watts, calculated per AMCA Standard 301. Values shown are for (inlet LWi or inlet LWiA) sound power levels for installation type B: free inlet, ducted outlet. The AMCA International Certified Ratings Seal for sound applies to LWA values only. dBA sound pressure values are weighted with 11.5 dB attenuation based on 5 feet from the fan in a hemispherical free field and are not licensed by AMCA International.

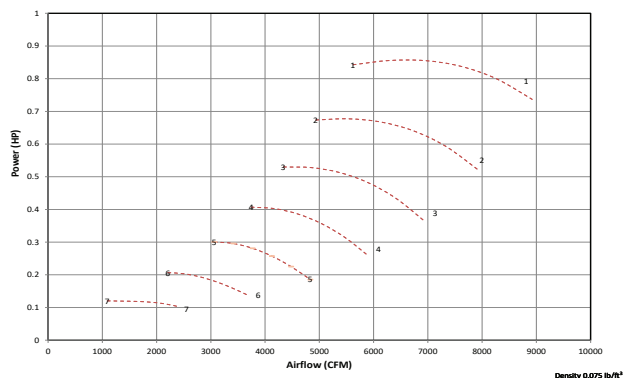
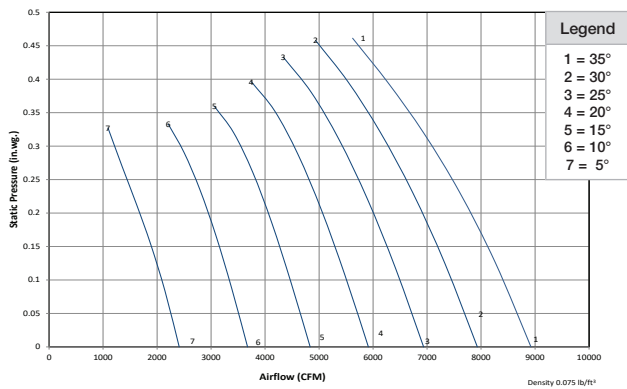
### Sound Data

860 RPM	C1		C2	
	% WOV	LwA	% WOV	LwA
35°	0	79	0	80
	50	78	50	80
	100	78	100	79
30°	0	78	0	79
	50	77	50	78
	100	77	100	78
25°	0	77	0	78
	50	75	50	77
	100	76	100	77
20°	0	76	0	78
	50	74	50	77
	100	76	100	77
15°	0	76	0	77
	50	73	50	76
	100	76	100	78
10°	0	77	0	78
	50	76	50	77
	100	76	100	78
5°	0	79	0	80
	50	79	50	79
	100	77	100	77

## C1 (750 RPM)



## C2 (750 RPM)



Performance shown is for installation type B: free inlet, ducted outlet. Performance ratings do not include the effects of appurtenances (accessories).

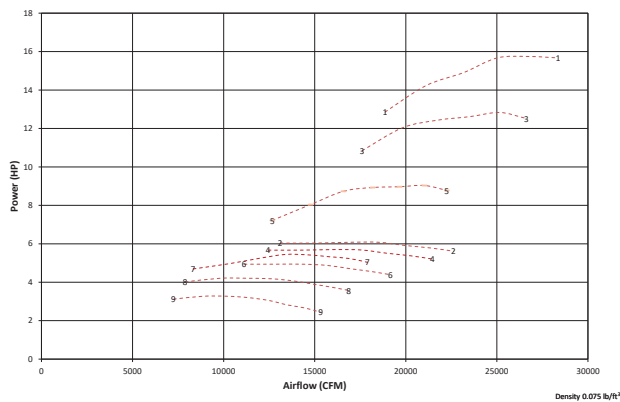
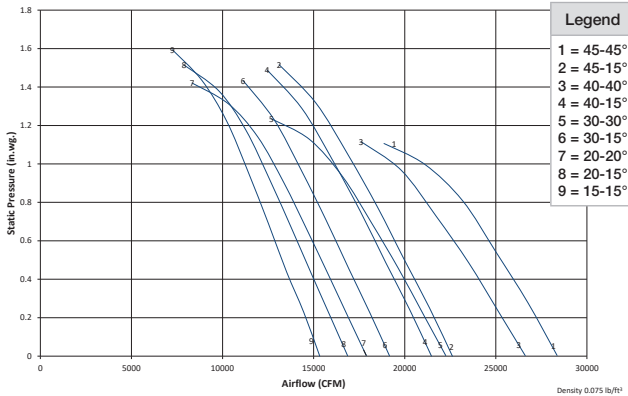
Sound power level ratings and A-weighted sound power ratings are shown in decibels, referred to 10<sup>-12</sup> watts, calculated per AMCA Standard 301. Values shown are for (inlet LWi or inlet LWiA) sound power levels for installation type B: free inlet, ducted outlet. The AMCA International Certified Ratings Seal for sound applies to LWA values only. dBA sound pressure values are weighted with 11.5 dB attenuation based on 5 feet from the fan in a hemispherical free field and are not licensed by AMCA International.

### Sound Data

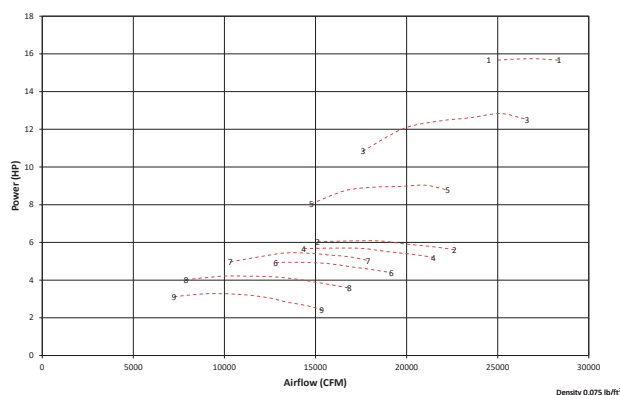
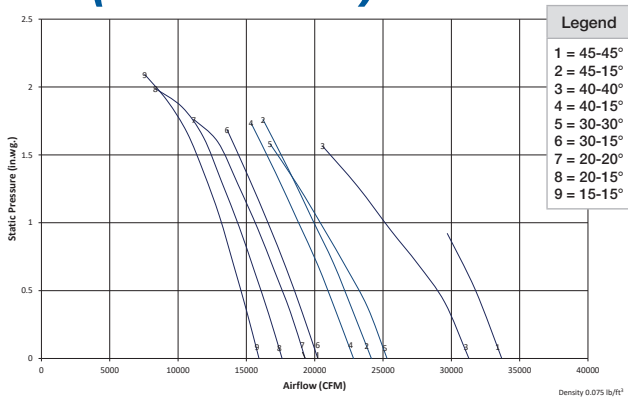
750 RPM Blade Pitch	C1		C2	
	% WOV	LwA	% WOV	LwA
35°	0	76	0	77
	50	75	50	76
	100	75	100	75
30°	0	75	0	76
	50	73	50	75
	100	73	100	74
25°	0	73	0	75
	50	71	50	73
	100	72	100	73
20°	0	73	0	74
	50	70	50	73
	100	72	100	74
15°	0	72	0	74
	50	69	50	73
	100	72	100	74
10°	0	73	0	75
	50	72	50	74
	100	72	100	74
5°	0	75	0	76
	50	75	50	75
	100	73	100	73



## W2 (1770 RPM)



## W4 (1770 RPM)



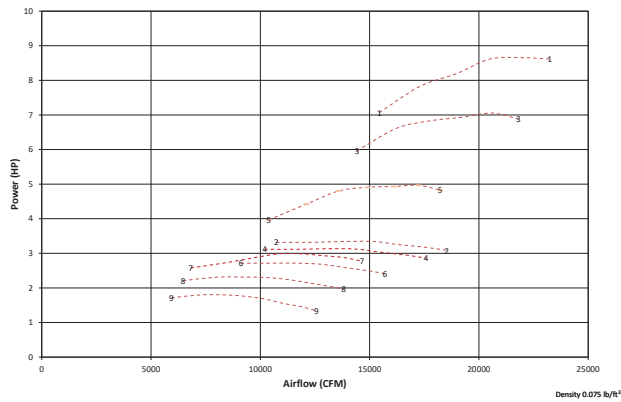
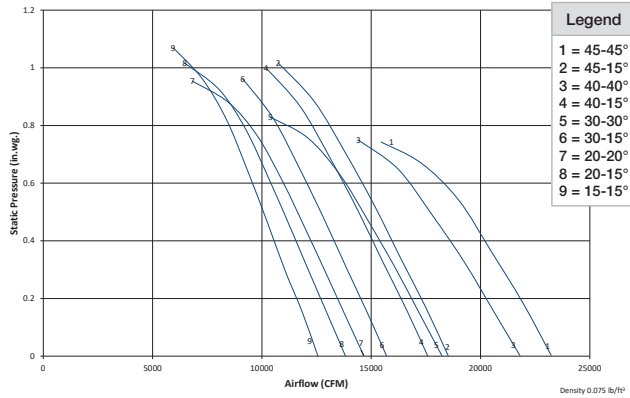
Performance shown is for installation type B: free inlet, ducted outlet. Performance ratings do not include the effects of appurtenances (accessories).

Sound power level ratings and A-weighted sound power ratings are shown in decibels, referred to 10<sup>-12</sup> watts, calculated per AMCA Standard 301. Values shown are for (inlet LWi or inlet LWiA) sound power levels for installation type B: free inlet, ducted outlet. The AMCA International Certified Ratings Seal for sound applies to LWA values only. dBA sound pressure values are weighted with 11.5 dB attenuation based on 5 feet from the fan in a hemispherical free field and are not licensed by AMCA International.

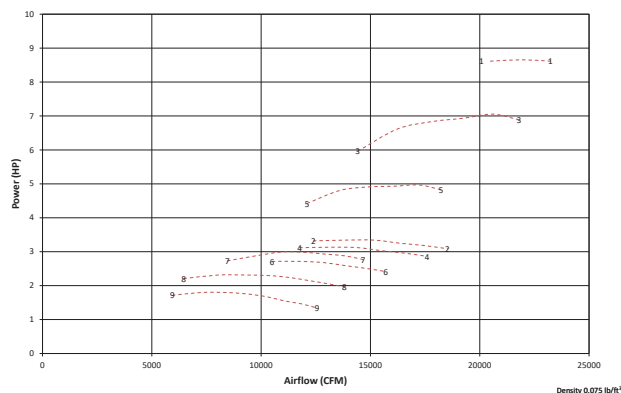
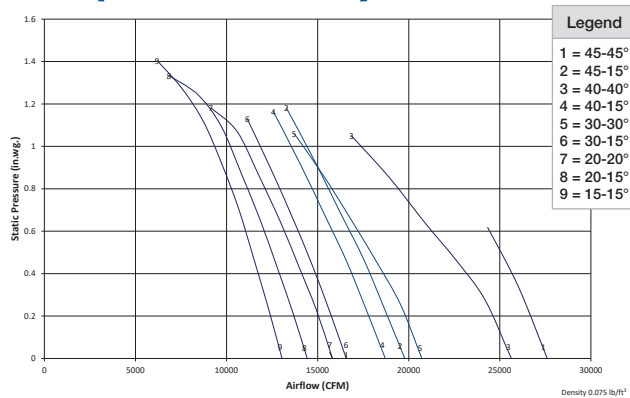
### Sound Data

1770 RPM Blade Pitch	W2		W4	
	% WOV	LwA	% WOV	LwA
45-45°	100	103	100	103
	90	103	91	102
	71	106	75	104
45-15°	100	101	100	102
	89	101	90	102
40-40°	77	99	81	102
	100	101	100	101
40-15°	89	101	90	101
	70	104	74	103
30-30°	100	99	100	101
	88	99	90	101
30-15°	75	99	79	101
	100	98	100	99
20-20°	85	98	90	99
	68	101	73	102
20-15°	100	97	100	99
	85	97	90	99
15-15°	71	98	76	101
	100	95	100	96
15-15°	82	95	90	97
	66	99	71	101
15-15°	100	95	100	96
	82	95	90	97
15-15°	67	98	72	101
	100	93	100	95
15-15°	80	94	90	96
	65	98	70	101

## W2 (1450 RPM)



## W4 (1450 RPM)



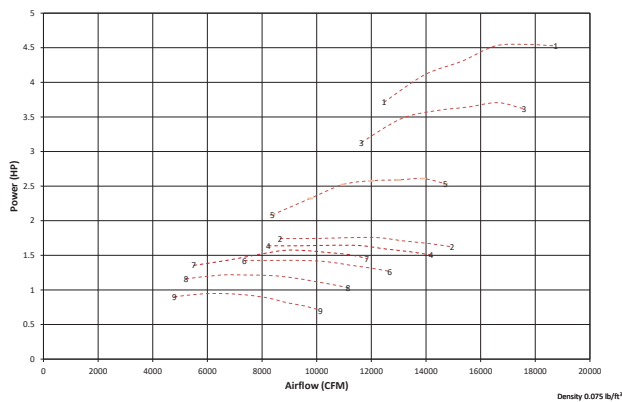
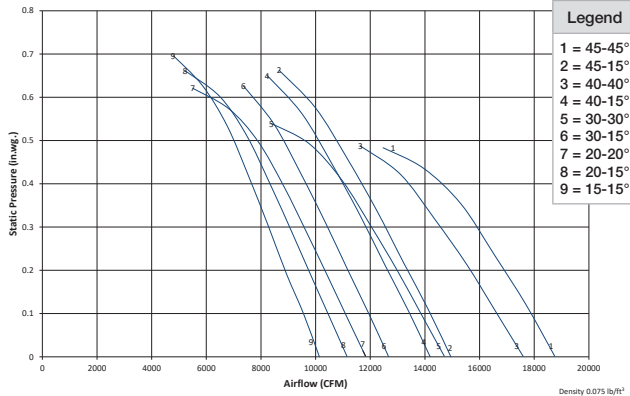
Performance shown is for installation type B: free inlet, ducted outlet. Performance ratings do not include the effects of appurtenances (accessories).

Sound power level ratings and A-weighted sound power ratings are shown in decibels, referred to 10<sup>-12</sup> watts, calculated per AMCA Standard 301. Values shown are for (inlet LWi or inlet LWiA) sound power levels for installation type B: free inlet, ducted outlet. The AMCA International Certified Ratings Seal for sound applies to LWA values only. dBA sound pressure values are weighted with 11.5 dB attenuation based on 5 feet from the fan in a hemispherical free field and are not licensed by AMCA International.

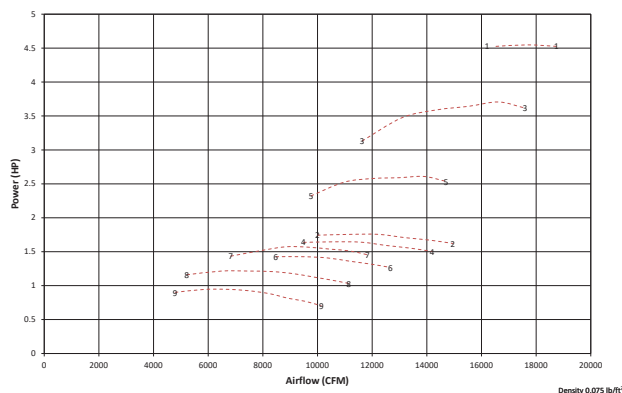
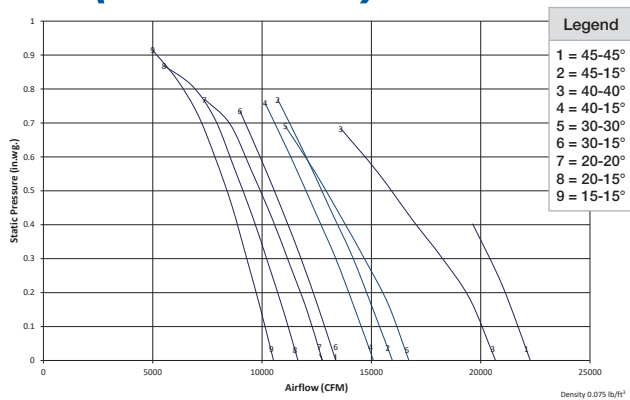
### Sound Data

1450 RPM Blade Pitch	W2		W4	
	% WOV	LwA	% WOV	LwA
45-45°	100	98	100	98
	90	98	91	98
	71	101	75	99
45-15°	100	96	100	98
	89	96	90	98
40-40°	77	95	81	98
	100	96	100	97
40-15°	89	97	90	97
	70	99	74	98
30-30°	100	94	100	96
	88	95	90	96
30-15°	75	94	79	97
	100	93	100	94
20-20°	85	94	90	95
	68	97	73	97
20-15°	100	93	100	94
	85	93	90	95
15-15°	71	94	76	96
	100	90	100	92
15-15°	82	91	90	93
	66	94	71	96
15-15°	100	90	100	92
	82	91	90	93
15-15°	67	94	72	96
	100	89	100	91
15-15°	80	90	90	92
	65	93	70	96

## W2 (1170 RPM)



## W4 (1170 RPM)



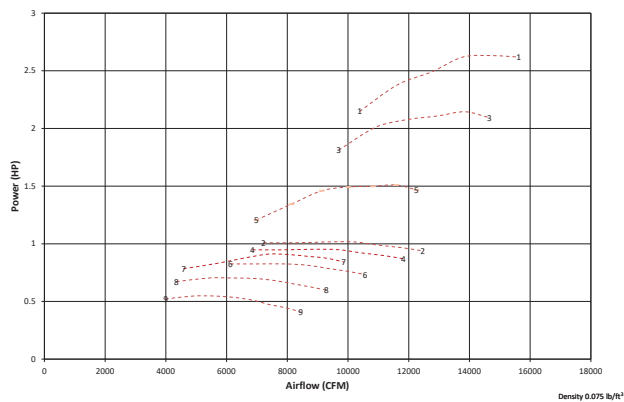
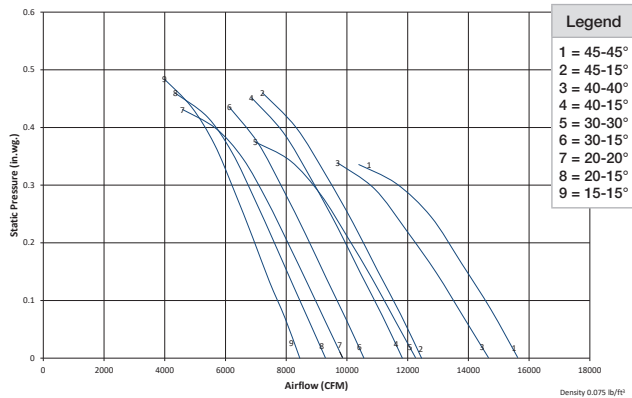
Performance shown is for installation type B: free inlet, ducted outlet. Performance ratings do not include the effects of appurtenances (accessories).

Sound power level ratings and A-weighted sound power ratings are shown in decibels, referred to 10<sup>-12</sup> watts, calculated per AMCA Standard 301. Values shown are for (inlet LWi or inlet LWiA) sound power levels for installation type B: free inlet, ducted outlet. The AMCA International Certified Ratings Seal for sound applies to LWA values only. dBA sound pressure values are weighted with 11.5 dB attenuation based on 5 feet from the fan in a hemispherical free field and are not licensed by AMCA International.

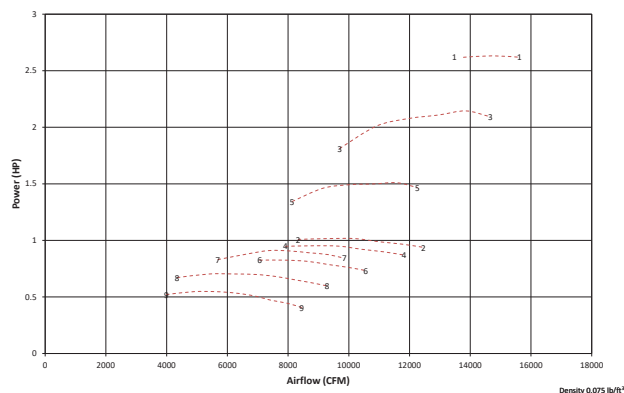
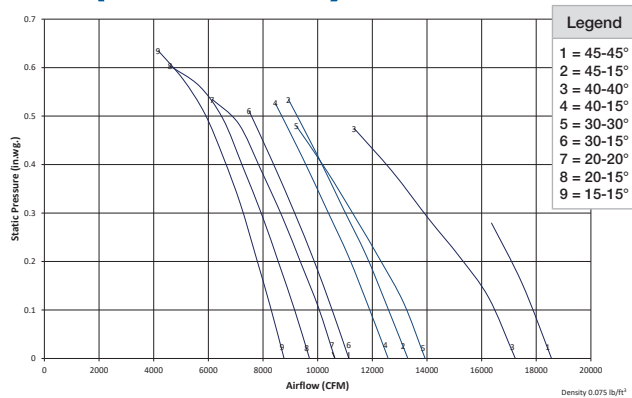
### Sound Data

1170 RPM Blade Pitch	W2		W4	
	% WOV	LwA	% WOV	LwA
45-45°	100	93	100	94
	90	93	91	93
	71	95	75	94
45-15°	100	92	100	93
	89	92	90	93
40-40°	77	90	81	93
	100	91	100	92
40-15°	89	92	90	92
	70	94	74	93
30-30°	100	90	100	92
	88	90	90	92
30-15°	75	89	79	92
	100	88	100	90
20-20°	85	89	90	90
	68	92	73	92
20-15°	100	88	100	90
	85	88	90	90
15-15°	71	89	76	92
	100	86	100	87
15-15°	82	86	90	88
	66	90	71	91
15-15°	100	85	100	87
	82	86	90	88
15-15°	67	89	72	91
	100	84	100	86
15-15°	80	85	90	87
	65	89	70	91

## W2 (975 RPM)



## W4 (975 RPM)



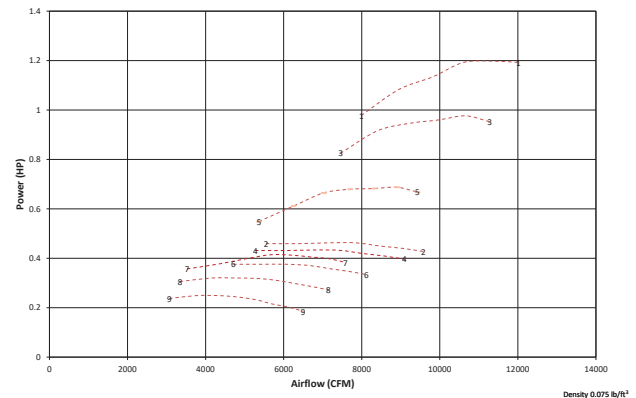
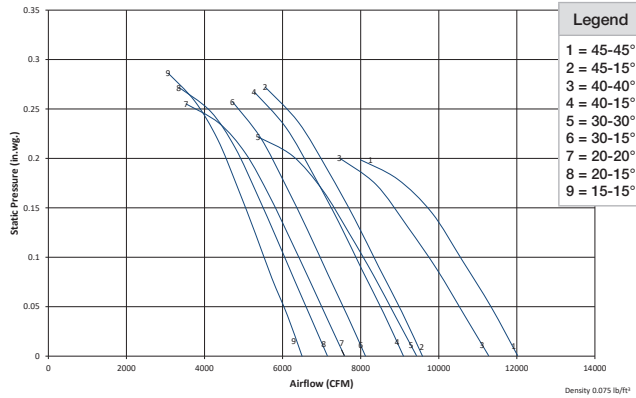
Performance shown is for installation type B: free inlet, ducted outlet. Performance ratings do not include the effects of appurtenances (accessories).

Sound power level ratings and A-weighted sound power ratings are shown in decibels, referred to 10<sup>-12</sup> watts, calculated per AMCA Standard 301. Values shown are for (inlet LWi or inlet LWiA) sound power levels for installation type B: free inlet, ducted outlet. The AMCA International Certified Ratings Seal for sound applies to LWA values only. dBA sound pressure values are weighted with 11.5 dB attenuation based on 5 feet from the fan in a hemispherical free field and are not licensed by AMCA International.

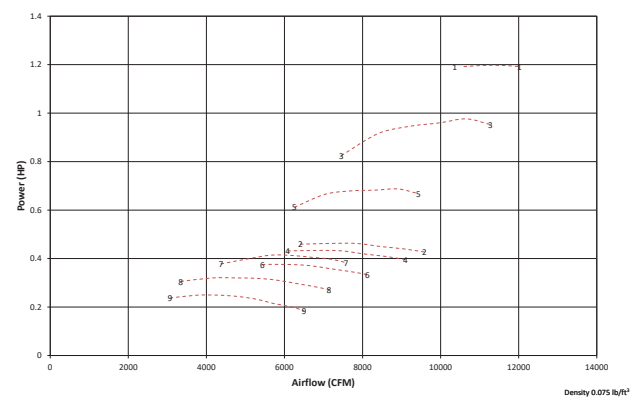
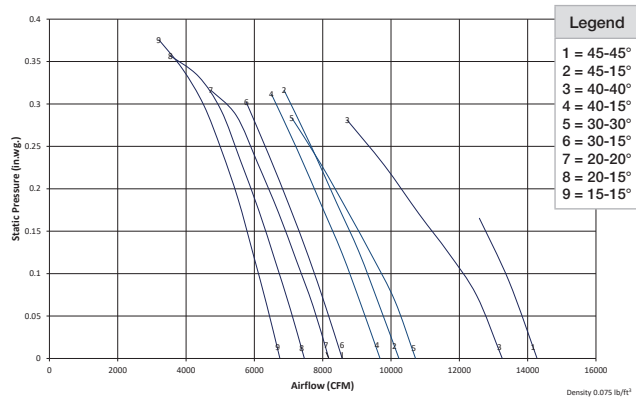
### Sound Data

975 RPM Blade Pitch	W2		W4	
	% WOV	LwA	% WOV	LwA
45-45°	100	88	100	91
	90	88	90	90
	70	90	70	91
45-15°	100	88	100	81
	63	88	69	81
40-40°	100	86	100	89
	89	87	90	89
40-15°	100	86	100	81
	88	86	90	80
30-30°	63	87	69	82
	100	84	100	86
30-15°	85	85	90	86
	65	88	70	89
20-20°	100	84	100	81
	85	85	90	81
20-15°	61	87	70	84
	100	82	100	83
15-15°	82	83	90	83
	61	87	70	88
15-15°	100	82	100	82
	82	83	90	82
15-15°	60	87	70	86
	100	81	100	82
15-15°	80	82	90	82
	59	87	70	87

## W2 (750 RPM)



## W4 (750 RPM)



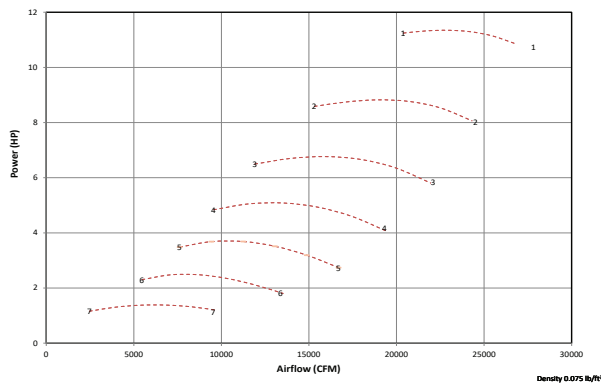
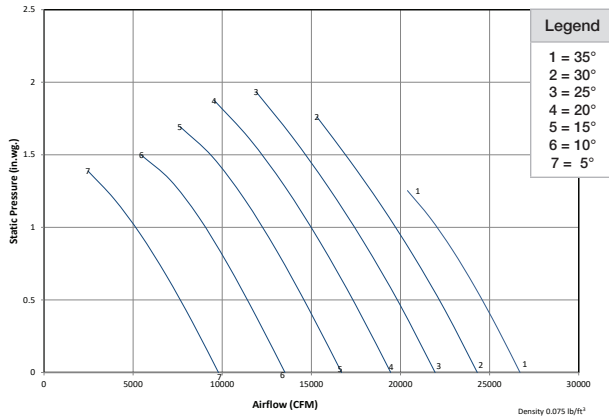
Performance shown is for installation type B: free inlet, ducted outlet. Performance ratings do not include the effects of appurtenances (accessories).

Sound power level ratings and A-weighted sound power ratings are shown in decibels, referred to 10<sup>-12</sup> watts, calculated per AMCA Standard 301. Values shown are for (inlet LWi or inlet LWiA) sound power levels for installation type B: free inlet, ducted outlet. The AMCA International Certified Ratings Seal for sound applies to LWA values only. dBA sound pressure values are weighted with 11.5 dB attenuation based on 5 feet from the fan in a hemispherical free field and are not licensed by AMCA International.

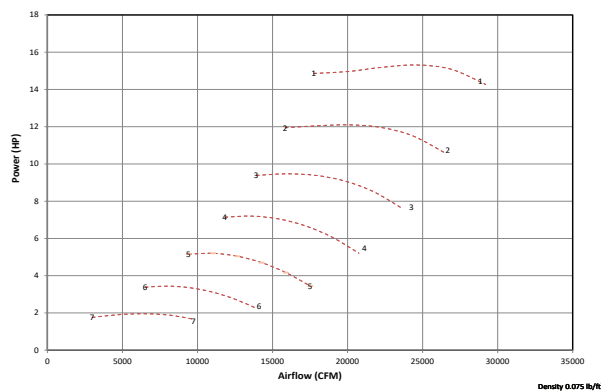
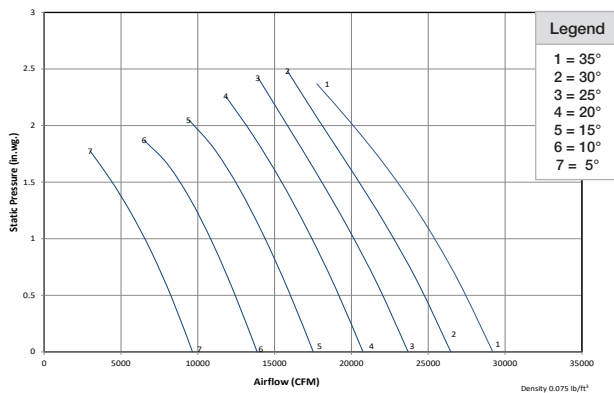
### Sound Data

750 RPM Blade Pitch	W2		W4	
	% WOV	LwA	% WOV	LwA
45-45°	100	81	100	85
	90	82	90	84
	70	83	70	85
45-15°	100	82	100	75
	89	82	90	74
	63	81	69	75
40-40°	100	80	100	83
	89	81	90	83
	68	83	70	84
40-15°	100	79	100	74
	88	80	90	74
	63	81	69	75
30-30°	100	78	100	80
	85	79	90	80
	65	82	70	82
30-15°	100	78	100	75
	85	79	90	75
	61	81	70	77
20-20°	100	75	100	77
	82	77	90	77
	61	81	70	81
20-15°	100	76	100	75
	82	77	90	75
	60	81	70	79
15-15°	100	74	100	75
	80	76	90	75
	59	81	70	80

## C9 (1770 RPM)



## C10 (1770 RPM)



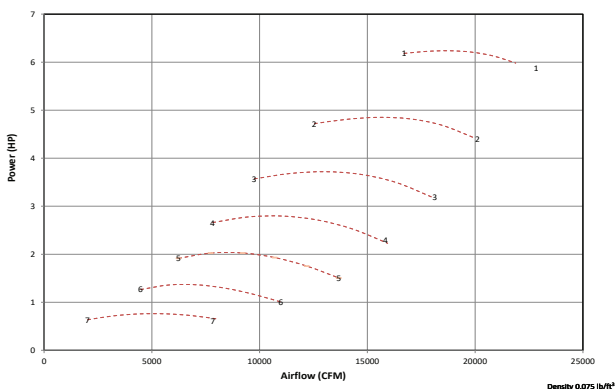
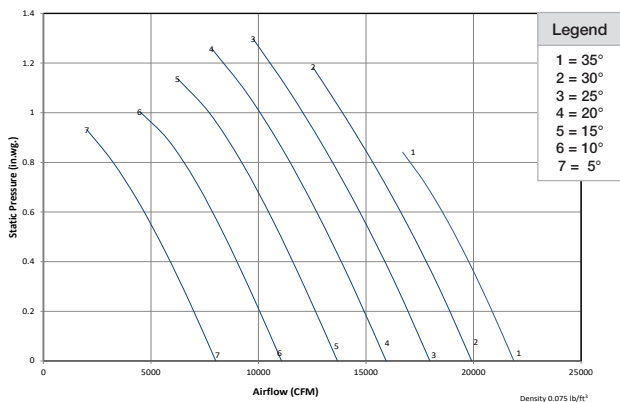
Performance shown is for installation type B: free inlet, ducted outlet. Performance ratings do not include the effects of appurtenances (accessories).

Sound power level ratings and A-weighted sound power ratings are shown in decibels, referred to 10<sup>-12</sup> watts, calculated per AMCA Standard 301. Values shown are for (inlet LWi or inlet LWiA) sound power levels for installation type B: free inlet, ducted outlet. The AMCA International Certified Ratings Seal for sound applies to LWA values only. dBA sound pressure values are weighted with 11.5 dB attenuation based on 5 feet from the fan in a hemispherical free field and are not licensed by AMCA International.

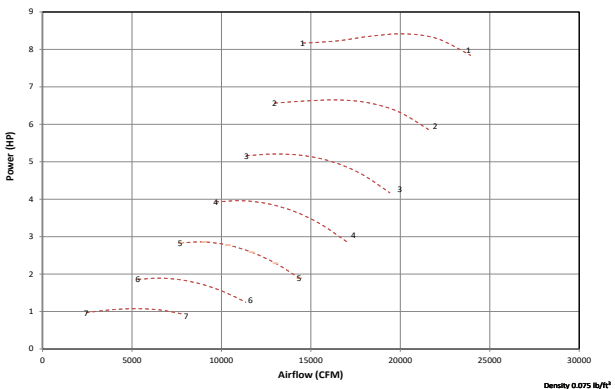
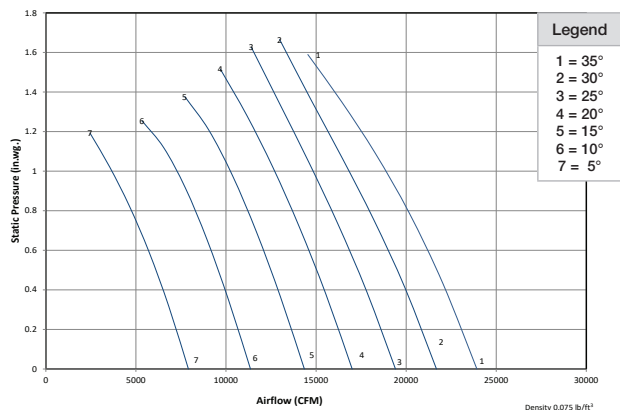
### Sound Data

1770 RPM Blade Pitch	C9		C10	
	% WOV	LwA	% WOV	LwA
35°	0	101	0	102
	50	101	50	101
	100	101	100	101
30°	0	99	0	101
	50	99	50	100
	100	99	100	100
25°	0	98	0	100
	50	97	50	98
	100	97	100	98
20°	0	97	0	99
	50	95	50	97
	100	97	100	99
15°	0	95	0	98
	50	93	50	97
	100	98	100	101
10°	0	95	0	98
	50	96	50	98
	100	98	100	100
5°	0	96	0	98
	50	98	50	99
	100	99	100	100

## C9 (1450 RPM)



## C10 (1450 RPM)



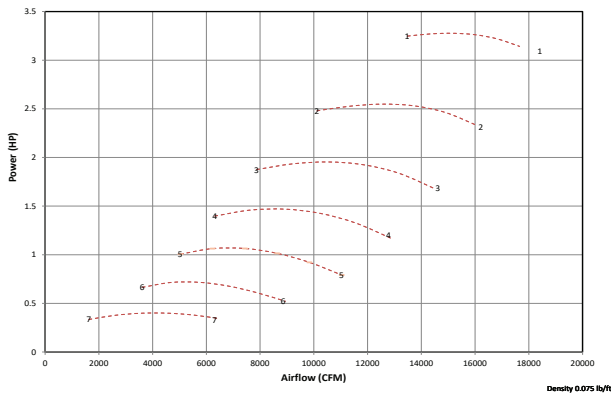
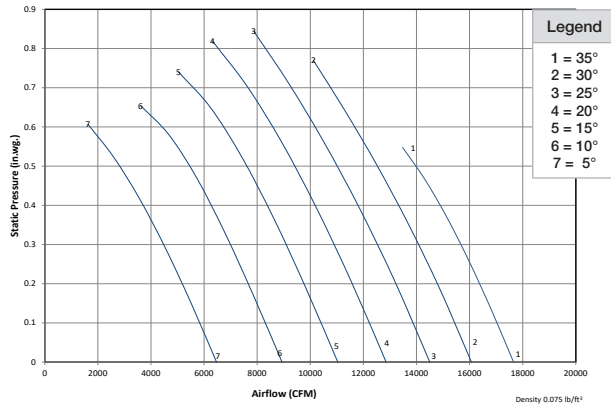
Performance shown is for installation type B: free inlet, ducted outlet. Performance ratings do not include the effects of appurtenances (accessories).

Sound power level ratings and A-weighted sound power ratings are shown in decibels, referred to 10<sup>-12</sup> watts, calculated per AMCA Standard 301. Values shown are for (inlet LWi or inlet LWiA) sound power levels for installation type B: free inlet, ducted outlet. The AMCA International Certified Ratings Seal for sound applies to LWA values only. dBA sound pressure values are weighted with 11.5 dB attenuation based on 5 feet from the fan in a hemispherical free field and are not licensed by AMCA International.

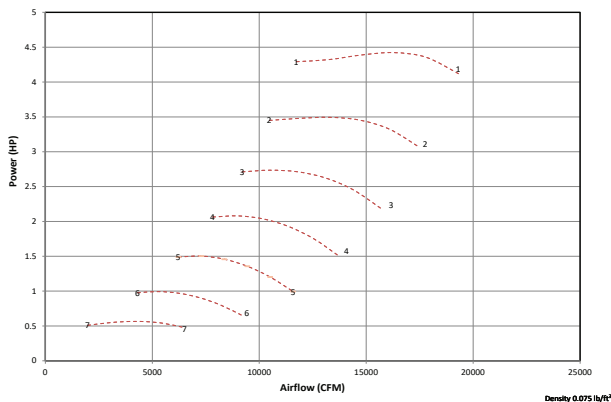
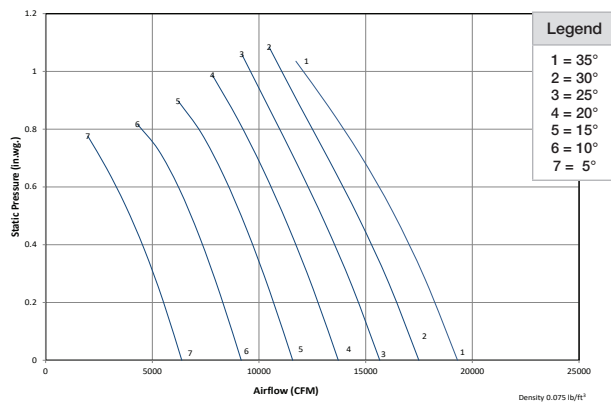
### Sound Data

1450 RPM	C9		C10	
	Blade Pitch	% WOV	LwA	% WOV
35°	0	96	0	97
	50	95	50	96
	100	95	100	96
30°	0	94	0	96
	50	94	50	95
	100	93	100	95
25°	0	93	0	95
	50	92	50	93
	100	91	100	93
20°	0	91	0	94
	50	90	50	92
	100	92	100	94
15°	0	90	0	93
	50	88	50	91
	100	93	100	96
10°	0	90	0	93
	50	91	50	93
	100	93	100	96
5°	0	91	0	94
	50	93	50	95
	100	94	100	95

## C9 (1170 RPM)



## C10 (1170 RPM)



Performance shown is for installation type B: free inlet, ducted outlet. Performance ratings do not include the effects of appurtenances (accessories).

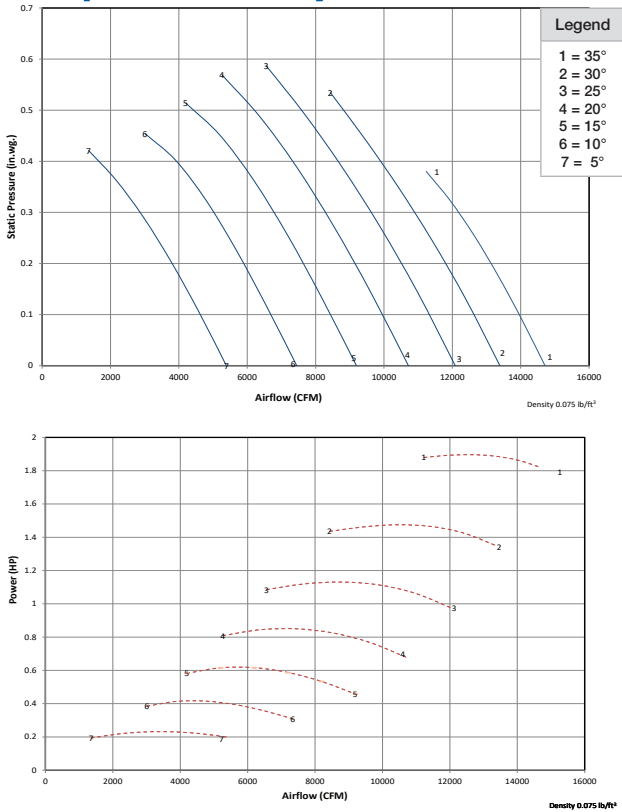
Sound power level ratings and A-weighted sound power ratings are shown in decibels, referred to 10<sup>-12</sup> watts, calculated per AMCA Standard 301. Values shown are for (inlet LWi or inlet LWiA) sound power levels for installation type B: free inlet, ducted outlet. The AMCA International Certified Ratings Seal for sound applies to LWA values only. dBA sound pressure values are weighted with 11.5 dB attenuation based on 5 feet from the fan in a hemispherical free field and are not licensed by AMCA International.

### Sound Data

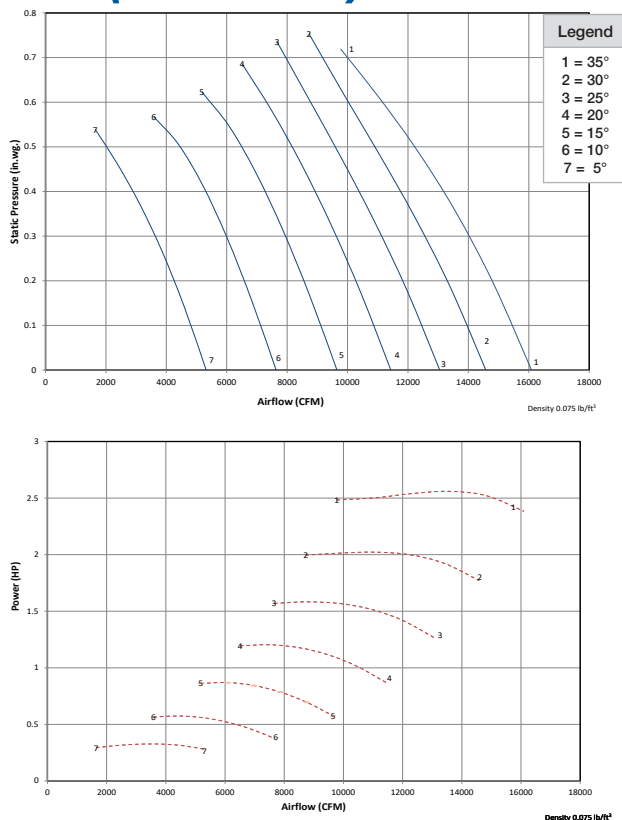
1170 RPM	C9		C10	
	% WOV	LwA	% WOV	LwA
35°	0	90	0	91
	50	90	50	91
	100	90	100	90
30°	0	88	0	90
	50	88	50	89
	100	88	100	89
25°	0	87	0	89
	50	86	50	87
	100	86	100	88
20°	0	86	0	88
	50	84	50	87
	100	86	100	89
15°	0	84	0	87
	50	83	50	86
	100	87	100	90
10°	0	85	0	87
	50	85	50	87
	100	87	100	90
5°	0	85	0	88
	50	87	50	89
	100	88	100	89



## C9 (975 RPM)



## C10 (975 RPM)



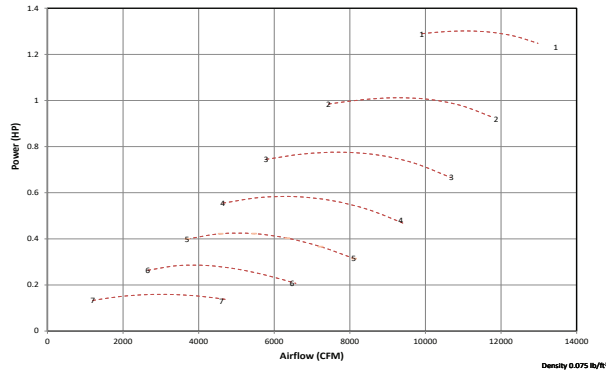
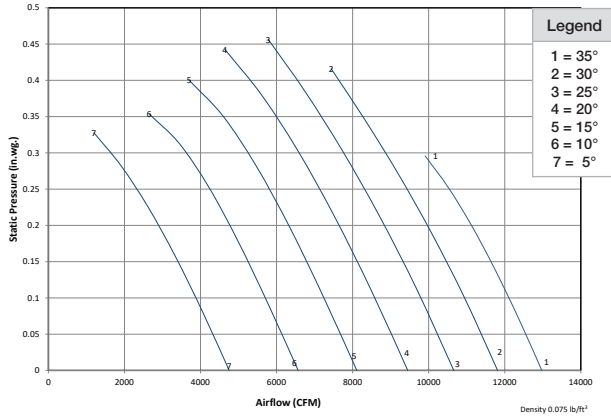
Performance shown is for installation type B: free inlet, ducted outlet. Performance ratings do not include the effects of appurtenances (accessories).

Sound power level ratings and A-weighted sound power ratings are shown in decibels, referred to 10<sup>-12</sup> watts, calculated per AMCA Standard 301. Values shown are for (inlet LWi or inlet LWiA) sound power levels for installation type B: free inlet, ducted outlet. The AMCA International Certified Ratings Seal for sound applies to LWA values only. dBA sound pressure values are weighted with 11.5 dB attenuation based on 5 feet from the fan in a hemispherical free field and are not licensed by AMCA International.

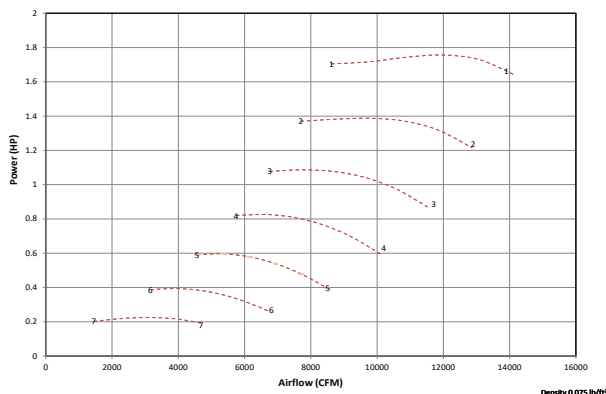
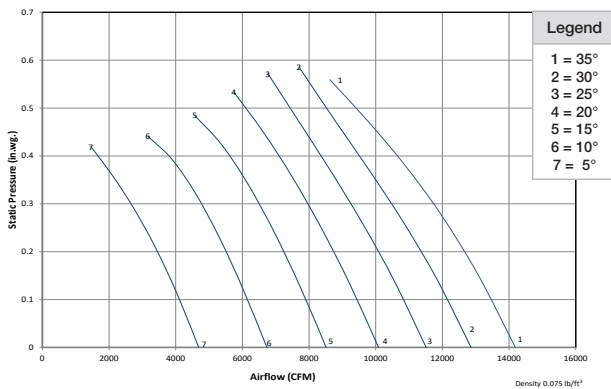
### Sound Data

975 RPM Blade Pitch	C9		C10	
	% WOV	LwA	% WOV	LwA
35°	0	85	0	86
	50	85	50	86
	100	85	100	85
30°	0	84	0	85
	50	83	50	84
	100	83	100	84
25°	0	82	0	84
	50	81	50	83
	100	81	100	83
20°	0	81	0	83
	50	79	50	82
	100	81	100	84
15°	0	79	0	82
	50	78	50	81
	100	82	100	85
10°	0	80	0	83
	50	80	50	83
	100	83	100	85
5°	0	81	0	84
	50	83	50	85
	100	83	100	85

## C9 (860 RPM)



## C10 (860 RPM)



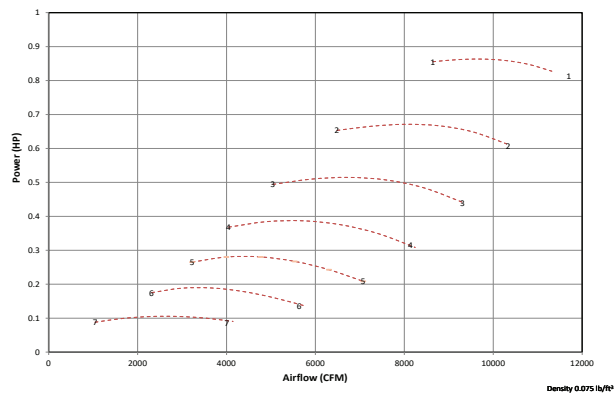
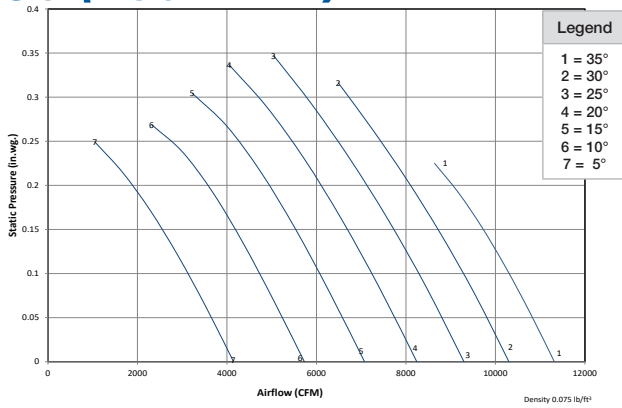
Performance shown is for installation type B: free inlet, ducted outlet. Performance ratings do not include the effects of appurtenances (accessories).

Sound power level ratings and A-weighted sound power ratings are shown in decibels, referred to 10<sup>-12</sup> watts, calculated per AMCA Standard 301. Values shown are for (inlet LWi or inlet LWiA) sound power levels for installation type B: free inlet, ducted outlet. The AMCA International Certified Ratings Seal for sound applies to LWA values only. dBA sound pressure values are weighted with 11.5 dB attenuation based on 5 feet from the fan in a hemispherical free field and are not licensed by AMCA International.

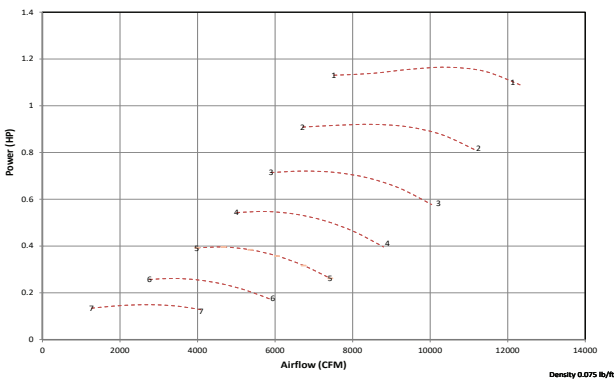
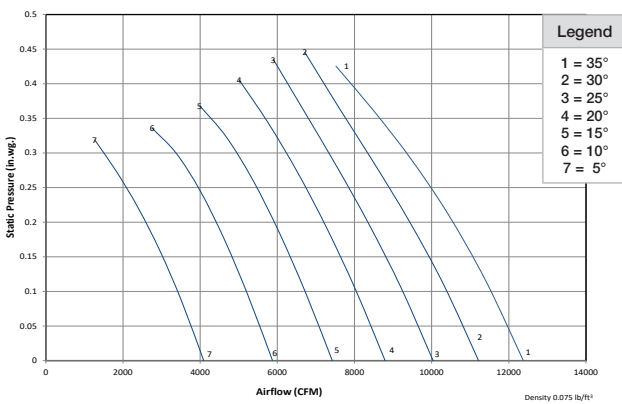
### Sound Data

860 RPM Blade Pitch	C9		C10	
	% WOV	LwA	% WOV	LwA
35°	0	82	0	83
	50	81	50	83
	100	82	100	82
30°	0	80	0	82
	50	80	50	81
	100	79	100	81
25°	0	79	0	80
	50	78	50	79
	100	77	100	80
20°	0	77	0	80
	50	76	50	78
	100	78	100	81
15°	0	76	0	79
	50	75	50	78
	100	79	100	82
10°	0	77	0	80
	50	77	50	79
	100	79	100	82
5°	0	78	0	81
	50	80	50	81
	100	80	100	82

## C9 (750 RPM)



## C10 (750 RPM)



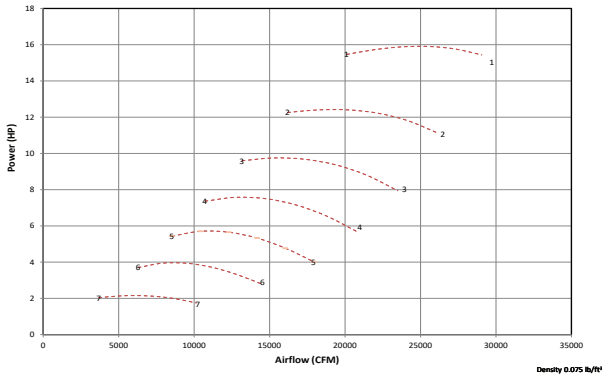
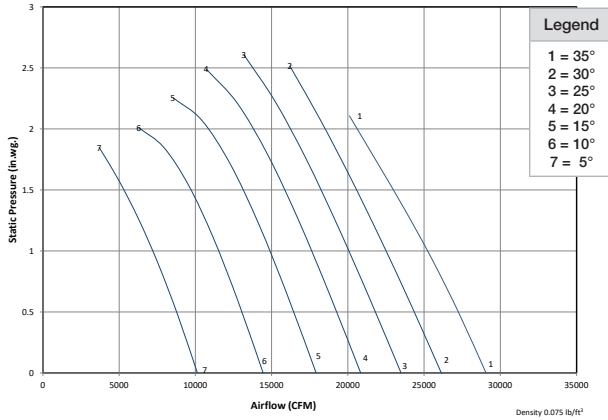
Performance shown is for installation type B: free inlet, ducted outlet. Performance ratings do not include the effects of appurtenances (accessories).

Sound power level ratings and A-weighted sound power ratings are shown in decibels, referred to 10<sup>-12</sup> watts, calculated per AMCA Standard 301. Values shown are for (inlet LWi or inlet LWiA) sound power levels for installation type B: free inlet, ducted outlet. The AMCA International Certified Ratings Seal for sound applies to LWA values only. dBA sound pressure values are weighted with 11.5 dB attenuation based on 5 feet from the fan in a hemispherical free field and are not licensed by AMCA International.

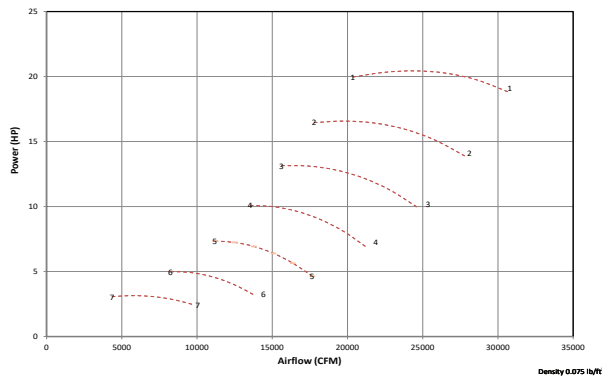
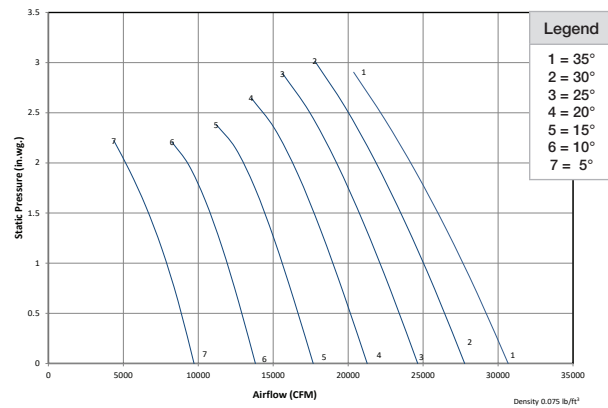
### Sound Data

750 RPM	C9		C10	
	% WOV	LwA	% WOV	LwA
35°	0	78	0	79
	50	77	50	78
	100	77	100	78
30°	0	76	0	77
	50	75	50	77
	100	75	100	77
25°	0	74	0	76
	50	74	50	75
	100	73	100	76
20°	0	73	0	75
	50	72	50	74
	100	74	100	77
15°	0	72	0	75
	50	70	50	73
	100	75	100	78
10°	0	73	0	75
	50	73	50	75
	100	75	100	78
5°	0	74	0	77
	50	76	50	77
	100	76	100	77

## C1 (1770 RPM)



## C2 (1770 RPM)



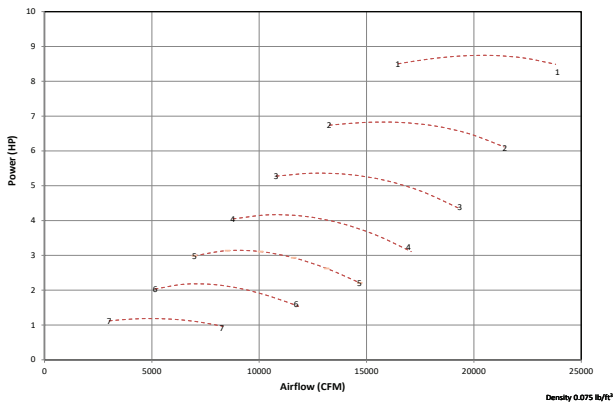
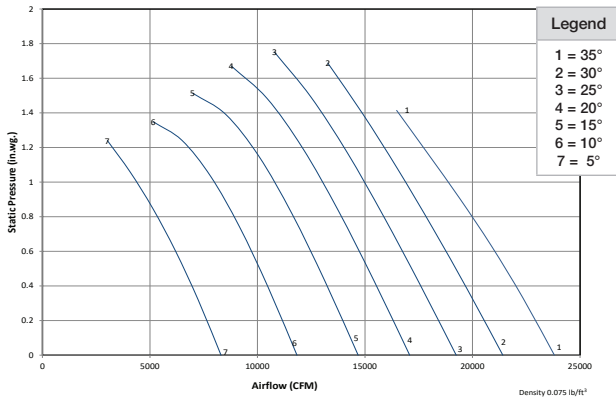
Performance shown is for installation type B: free inlet, ducted outlet. Performance ratings do not include the effects of appurtenances (accessories).

Sound power level ratings and A-weighted sound power ratings are shown in decibels, referred to 10<sup>-12</sup> watts, calculated per AMCA Standard 301. Values shown are for (inlet LWi or inlet LWiA) sound power levels for installation type B: free inlet, ducted outlet. The AMCA International Certified Ratings Seal for sound applies to LWA values only. dBA sound pressure values are weighted with 11.5 dB attenuation based on 5 feet from the fan in a hemispherical free field and are not licensed by AMCA International.

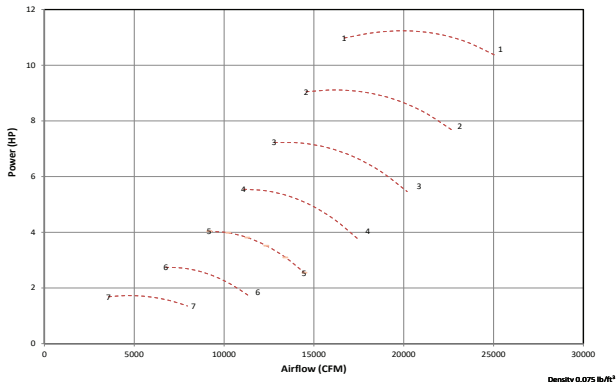
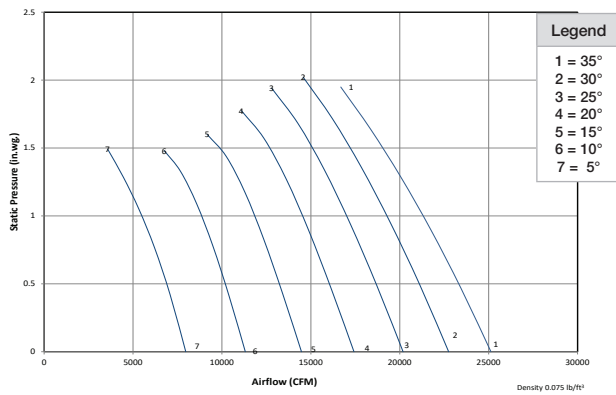
### Sound Data

1770 RPM	C1		C2	
	% WOV	LwA	% WOV	LwA
35°	0	101	0	102
	50	100	50	102
	100	101	100	101
30°	0	99	0	100
	50	99	50	100
	100	99	100	100
25°	0	98	0	99
	50	97	50	99
	100	97	100	99
20°	0	97	0	99
	50	96	50	98
	100	98	100	99
15°	0	96	0	98
	50	95	50	97
	100	98	100	100
10°	0	98	0	99
	50	97	50	99
	100	98	100	100
5°	0	99	0	101
	50	100	50	101
	100	99	100	99

## C1 (1450 RPM)



## C2 (1450 RPM)



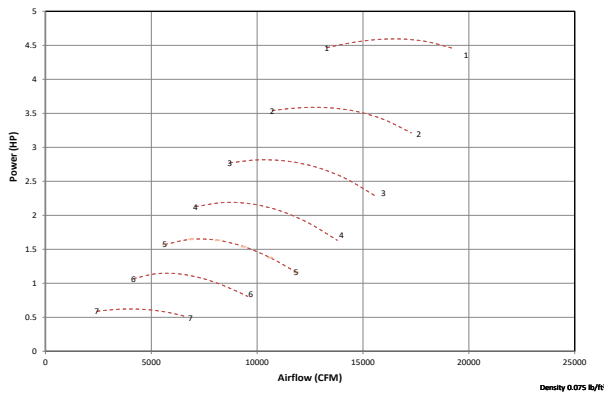
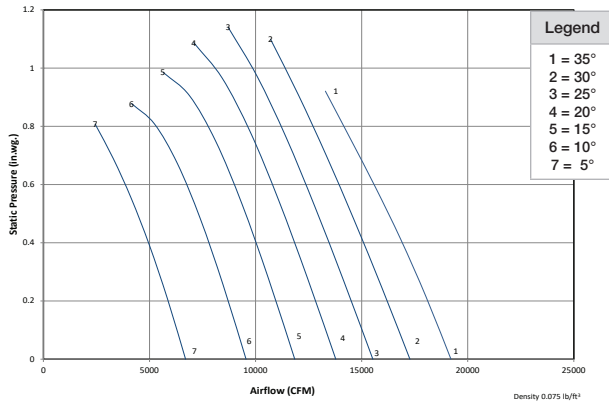
Performance shown is for installation type B: free inlet, ducted outlet. Performance ratings do not include the effects of appurtenances (accessories).

Sound power level ratings and A-weighted sound power ratings are shown in decibels, referred to 10<sup>-12</sup> watts, calculated per AMCA Standard 301. Values shown are for (inlet LWi or inlet LWiA) sound power levels for installation type B: free inlet, ducted outlet. The AMCA International Certified Ratings Seal for sound applies to LWA values only. dBA sound pressure values are weighted with 11.5 dB attenuation based on 5 feet from the fan in a hemispherical free field and are not licensed by AMCA International.

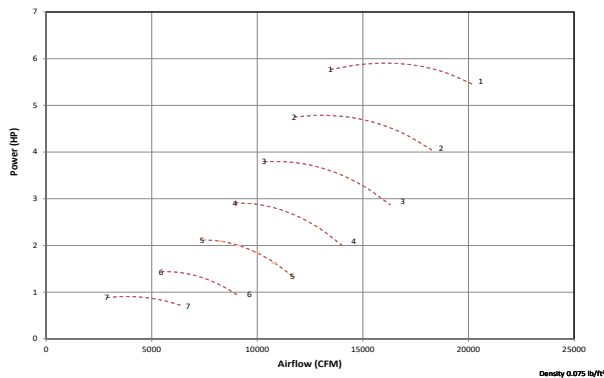
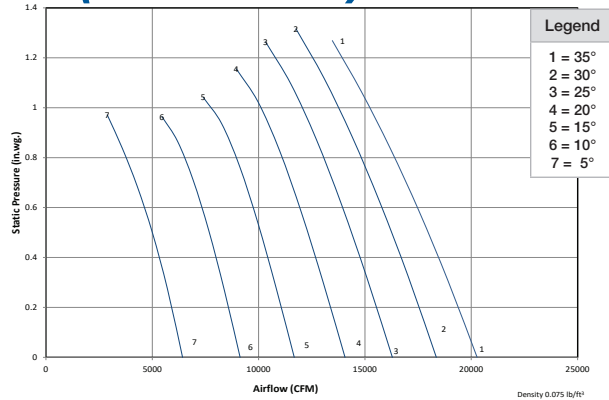
### Sound Data

1450 RPM Blade Pitch	C1		C2	
	% WOV	LwA	% WOV	LwA
35°	0	96	0	97
	50	95	50	97
	100	95	100	96
30°	0	94	0	96
	50	94	50	96
	100	94	100	95
25°	0	93	0	95
	50	92	50	94
	100	92	100	94
20°	0	92	0	94
	50	91	50	93
	100	93	100	95
15°	0	91	0	93
	50	90	50	93
	100	93	100	95
10°	0	93	0	95
	50	92	50	94
	100	93	100	95
5°	0	95	0	96
	50	95	50	96
	100	94	100	94

## C1 (1170 RPM)



## C2 (1170 RPM)



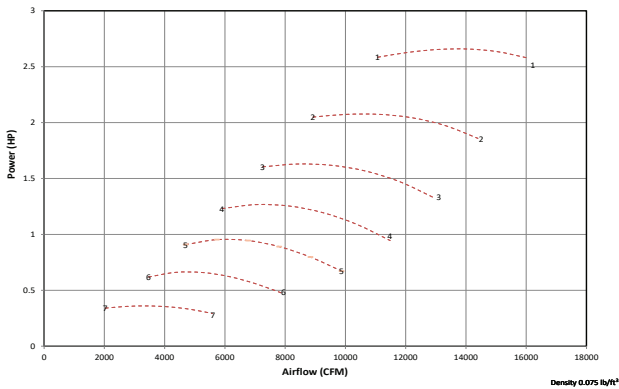
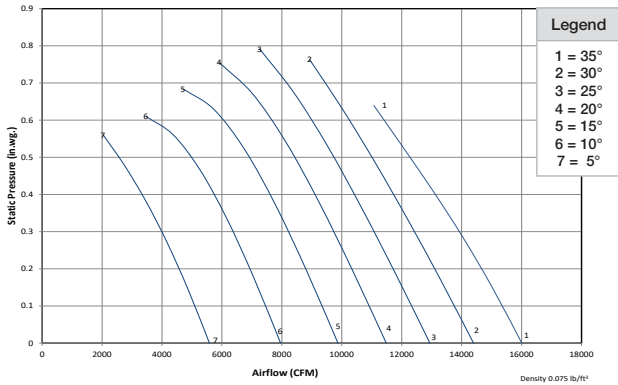
Performance shown is for installation type B: free inlet, ducted outlet. Performance ratings do not include the effects of appurtenances (accessories).

Sound power level ratings and A-weighted sound power ratings are shown in decibels, referred to 10<sup>-12</sup> watts, calculated per AMCA Standard 301. Values shown are for (inlet LWi or inlet LWiA) sound power levels for installation type B: free inlet, ducted outlet. The AMCA International Certified Ratings Seal for sound applies to LWA values only. dBA sound pressure values are weighted with 11.5 dB attenuation based on 5 feet from the fan in a hemispherical free field and are not licensed by AMCA International.

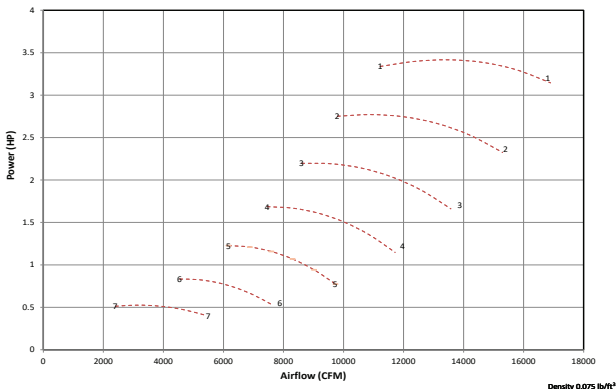
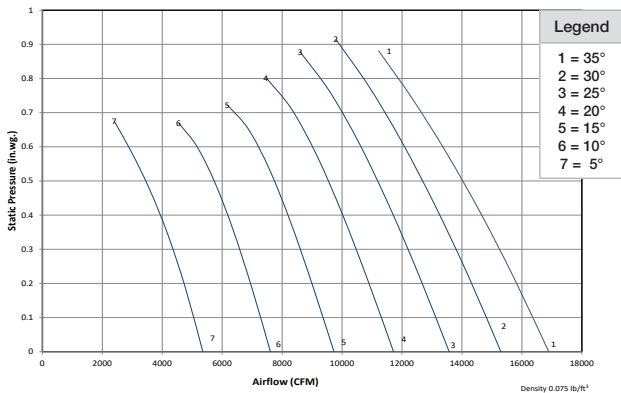
### Sound Data

1170 RPM Blade Pitch	C1		C2	
	% WOV	LwA	% WOV	LwA
35°	0	90	0	91
	50	90	50	91
	100	90	100	90
30°	0	89	0	90
	50	88	50	90
	100	88	100	89
25°	0	88	0	89
	50	86	50	88
	100	87	100	88
20°	0	87	0	88
	50	85	50	88
	100	87	100	89
15°	0	86	0	88
	50	84	50	87
	100	88	100	89
10°	0	88	0	89
	50	87	50	88
	100	87	100	89
5°	0	89	0	90
	50	89	50	90
	100	88	100	88

## C1 (975 RPM)



## C2 (975 RPM)



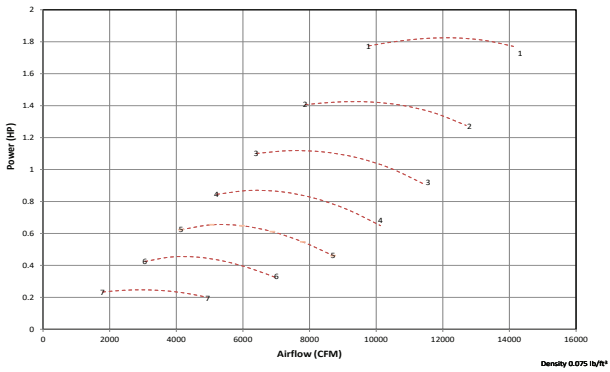
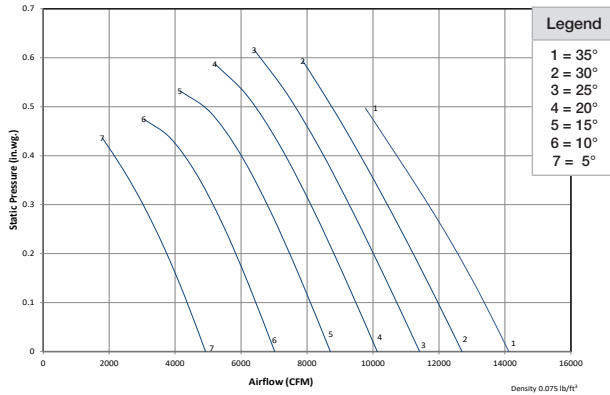
Performance shown is for installation type B: free inlet, ducted outlet. Performance ratings do not include the effects of appurtenances (accessories).

Sound power level ratings and A-weighted sound power ratings are shown in decibels, referred to 10<sup>-12</sup> watts, calculated per AMCA Standard 301. Values shown are for (inlet LWi or inlet LWiA) sound power levels for installation type B: free inlet, ducted outlet. The AMCA International Certified Ratings Seal for sound applies to LWA values only. dBA sound pressure values are weighted with 11.5 dB attenuation based on 5 feet from the fan in a hemispherical free field and are not licensed by AMCA International.

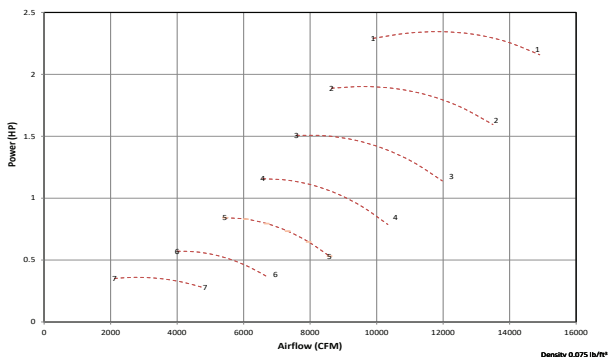
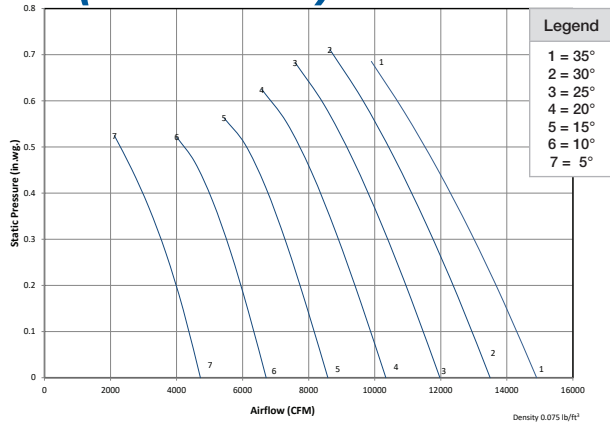
### Sound Data

975 RPM Blade Pitch	C1		C2	
	% WOV	LwA	% WOV	LwA
35°	0	86	0	87
	50	85	50	87
	100	85	100	86
30°	0	84	0	85
	50	83	50	85
	100	84	100	85
25°	0	83	0	84
	50	82	50	84
	100	82	100	84
20°	0	82	0	84
	50	81	50	83
	100	83	100	84
15°	0	81	0	83
	50	80	50	82
	100	83	100	85
10°	0	83	0	85
	50	82	50	84
	100	83	100	84
5°	0	84	0	86
	50	85	50	85
	100	83	100	83

## C1 (860 RPM)



## C2 (860 RPM)



Performance shown is for installation type B: free inlet, ducted outlet. Performance ratings do not include the effects of appurtenances (accessories).

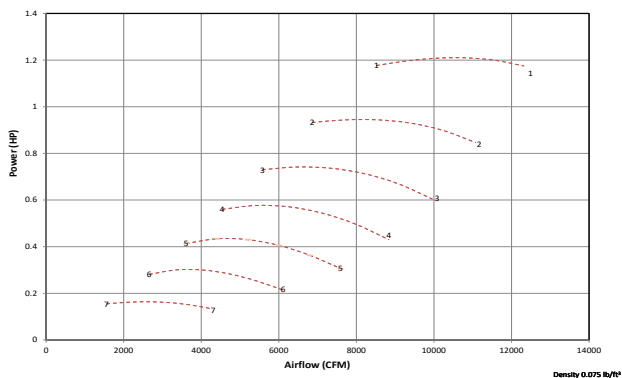
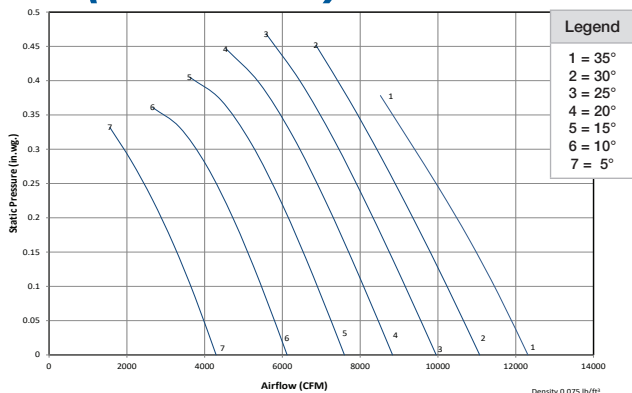
Sound power level ratings and A-weighted sound power ratings are shown in decibels, referred to 10<sup>-12</sup> watts, calculated per AMCA Standard 301. Values shown are for (inlet LWi or inlet LWiA) sound power levels for installation type B: free inlet, ducted outlet. The AMCA International Certified Ratings Seal for sound applies to LWA values only. dBA sound pressure values are weighted with 11.5 dB attenuation based on 5 feet from the fan in a hemispherical free field and are not licensed by AMCA International.

### Sound Data

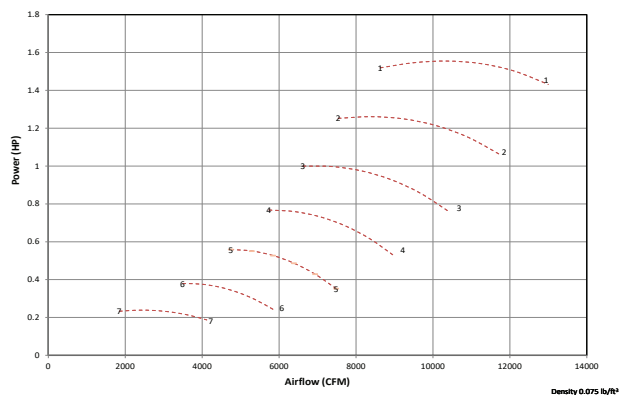
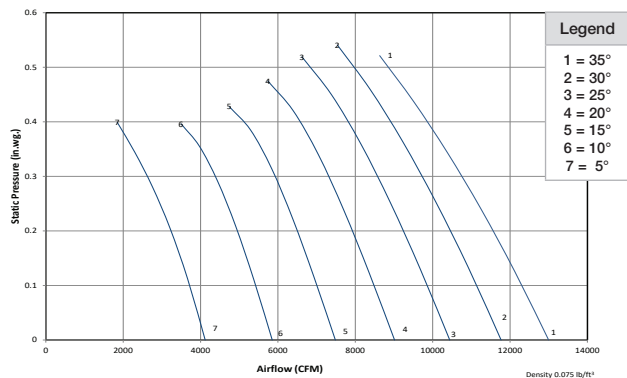
860 RPM	C1		C2	
	% WOV	LwA	% WOV	LwA
35°	0	83	0	84
	50	82	50	84
	100	82	100	83
30°	0	81	0	83
	50	81	50	82
	100	81	100	82
25°	0	80	0	82
	50	79	50	81
	100	79	100	81
20°	0	79	0	81
	50	78	50	80
	100	80	100	81
15°	0	79	0	80
	50	77	50	80
	100	80	100	82
10°	0	80	0	82
	50	79	50	81
	100	80	100	81
5°	0	82	0	83
	50	81	50	83
	100	80	100	81



## C1 (750 RPM)



## C2 (750 RPM)



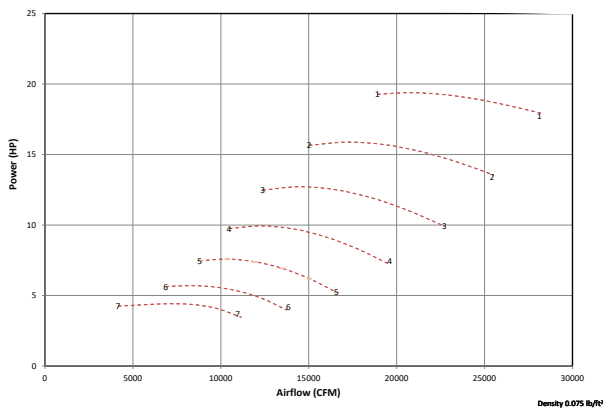
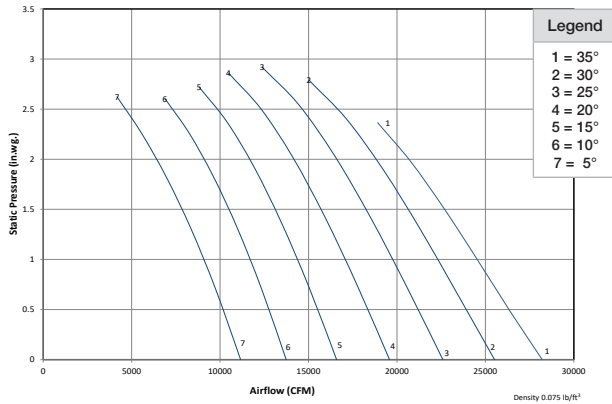
Performance shown is for installation type B: free inlet, ducted outlet. Performance ratings do not include the effects of appurtenances (accessories).

Sound power level ratings and A-weighted sound power ratings are shown in decibels, referred to 10<sup>-12</sup> watts, calculated per AMCA Standard 301. Values shown are for (inlet LWi or inlet LWiA) sound power levels for installation type B: free inlet, ducted outlet. The AMCA International Certified Ratings Seal for sound applies to LWA values only. dBA sound pressure values are weighted with 11.5 dB attenuation based on 5 feet from the fan in a hemispherical free field and are not licensed by AMCA International.

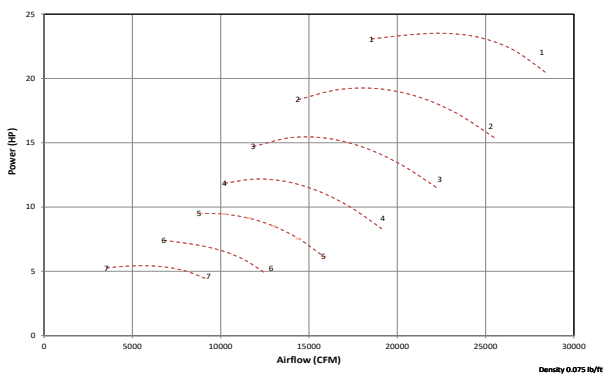
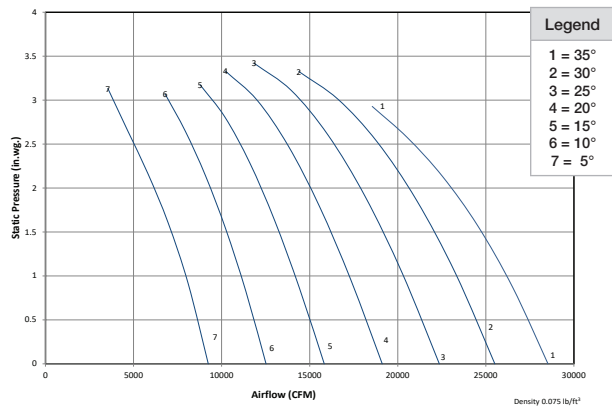
### Sound Data

750 RPM Blade Pitch	C1		C2	
	% WOV	LwA	% WOV	LwA
35°	0	79	0	80
	50	78	50	80
	100	78	100	79
30°	0	77	0	79
	50	77	50	78
	100	77	100	78
25°	0	76	0	78
	50	75	50	77
	100	75	100	77
20°	0	75	0	77
	50	74	50	76
	100	76	100	77
15°	0	75	0	76
	50	73	50	76
	100	76	100	78
10°	0	76	0	78
	50	75	50	77
	100	76	100	77
5°	0	78	0	79
	50	78	50	78
	100	75	100	76

## C3 (1770 RPM)



## C4 (1770 RPM)



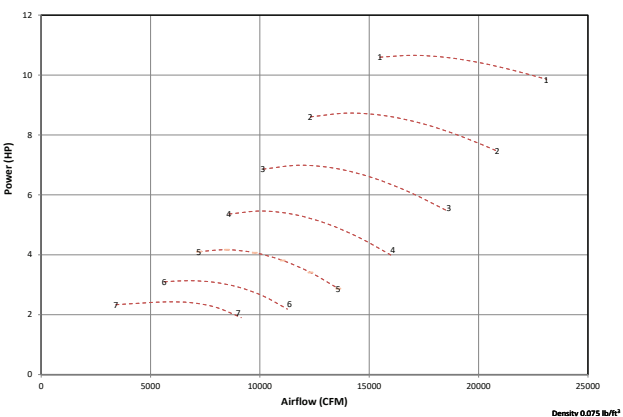
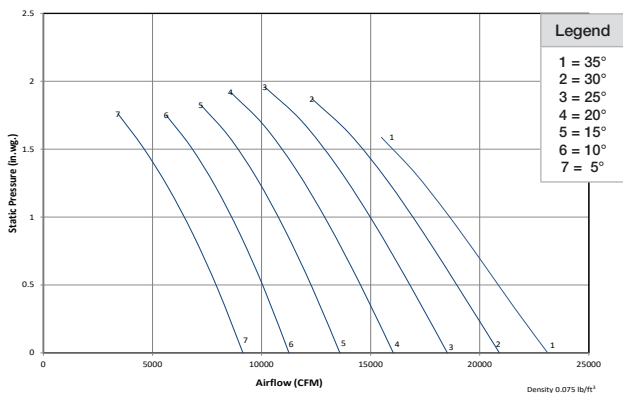
Performance shown is for installation type B: free inlet, ducted outlet. Performance ratings do not include the effects of appurtenances (accessories).

Sound power level ratings and A-weighted sound power ratings are shown in decibels, referred to 10<sup>-12</sup> watts, calculated per AMCA Standard 301. Values shown are for (inlet LWi or inlet LWiA) sound power levels for installation type B: free inlet, ducted outlet. The AMCA International Certified Ratings Seal for sound applies to LWA values only. dBA sound pressure values are weighted with 11.5 dB attenuation based on 5 feet from the fan in a hemispherical free field and are not licensed by AMCA International.

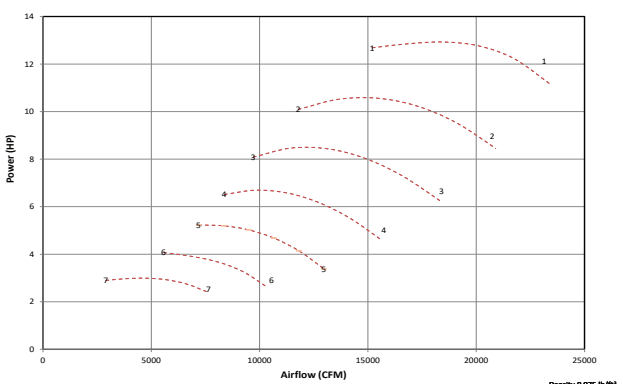
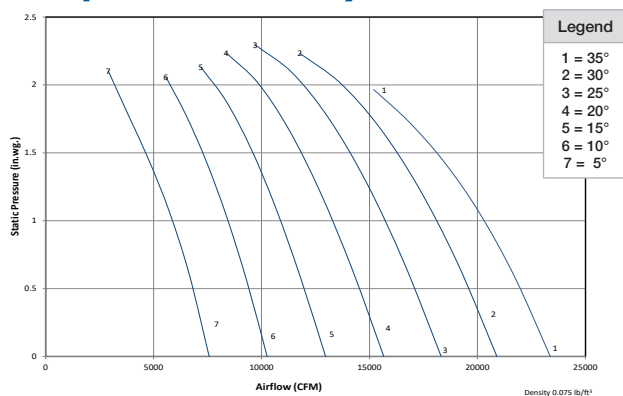
### Sound Data

1770 RPM	C3		C4	
	% WOV	LwA	% WOV	LwA
35°	0	102	0	103
	50	100	50	101
	100	101	100	100
30°	0	101	0	102
	50	99	50	99
	100	99	100	100
25°	0	100	0	101
	50	98	50	98
	100	98	100	99
20°	0	99	0	101
	50	97	50	98
	100	97	100	101
15°	0	99	0	101
	50	97	50	99
	100	100	100	102
10°	0	100	0	101
	50	98	50	100
	100	101	100	102
5°	0	101	0	101
	50	100	50	102
	100	102	100	102

## C3 (1450 RPM)



## C4 (1450 RPM)



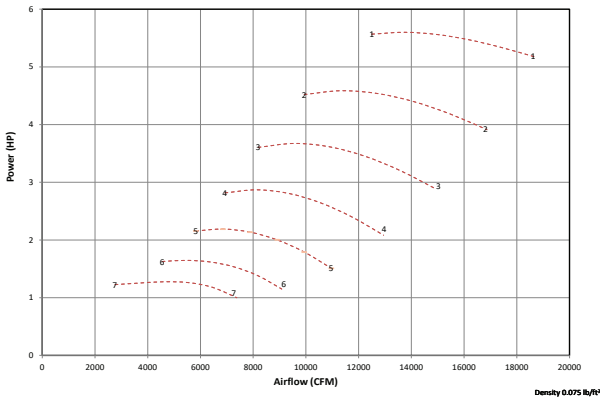
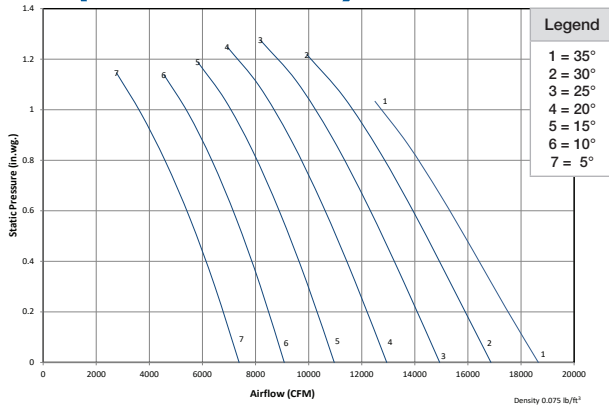
Performance shown is for installation type B: free inlet, ducted outlet. Performance ratings do not include the effects of appurtenances (accessories).

Sound power level ratings and A-weighted sound power ratings are shown in decibels, referred to 10<sup>-12</sup> watts, calculated per AMCA Standard 301. Values shown are for (inlet LWi or inlet LWiA) sound power levels for installation type B: free inlet, ducted outlet. The AMCA International Certified Ratings Seal for sound applies to LWA values only. dBA sound pressure values are weighted with 11.5 dB attenuation based on 5 feet from the fan in a hemispherical free field and are not licensed by AMCA International.

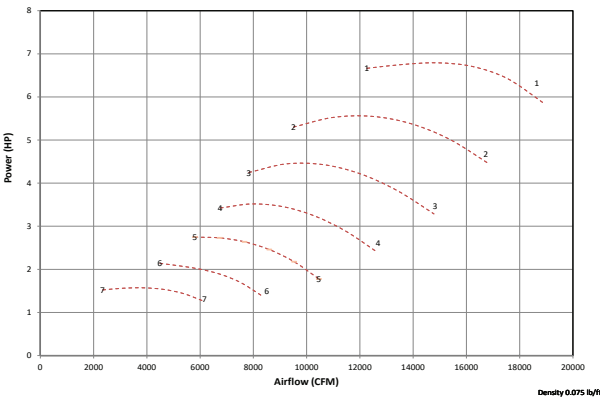
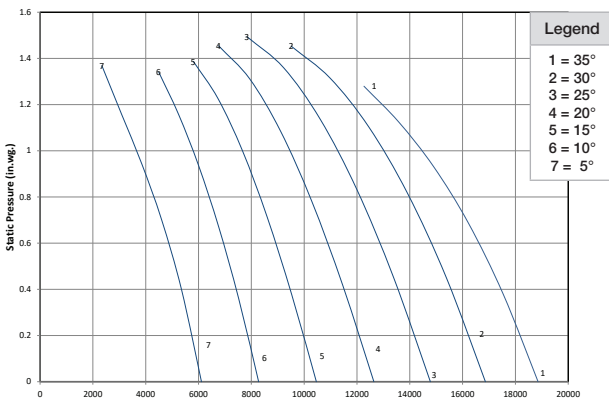
### Sound Data

1450 RPM Blade Pitch	C3		C4	
	% WOV	LwA	% WOV	LwA
35°	0	97	0	98
	50	95	50	96
	100	95	100	94
30°	0	96	0	97
	50	94	50	94
	100	94	100	94
25°	0	95	0	96
	50	92	50	93
	100	92	100	94
20°	0	94	0	96
	50	92	50	93
	100	93	100	95
15°	0	94	0	96
	50	92	50	94
	100	95	100	96
10°	0	95	0	96
	50	93	50	95
	100	96	100	97
5°	0	96	0	96
	50	95	50	96
	100	97	100	97

## C3 (1170 RPM)



## C4 (1170 RPM)



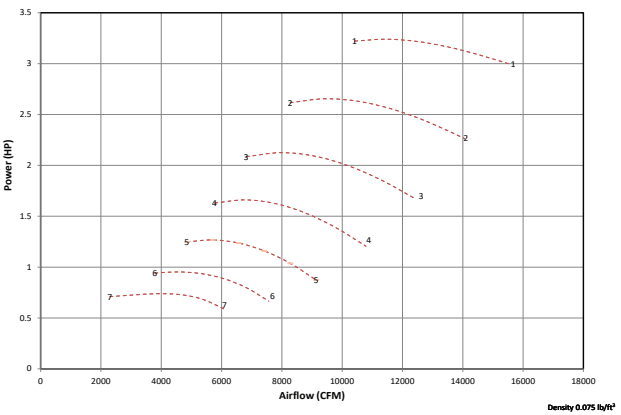
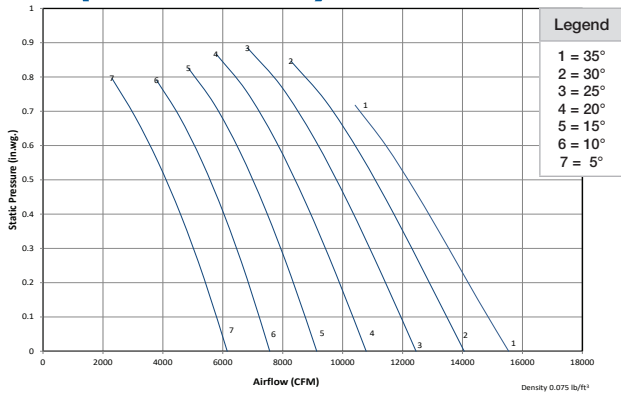
Performance shown is for installation type B: free inlet, ducted outlet. Performance ratings do not include the effects of appurtenances (accessories).

Sound power level ratings and A-weighted sound power ratings are shown in decibels, referred to 10<sup>-12</sup> watts, calculated per AMCA Standard 301. Values shown are for (inlet LWi or inlet LWiA) sound power levels for installation type B: free inlet, ducted outlet. The AMCA International Certified Ratings Seal for sound applies to LWA values only. dBA sound pressure values are weighted with 11.5 dB attenuation based on 5 feet from the fan in a hemispherical free field and are not licensed by AMCA International.

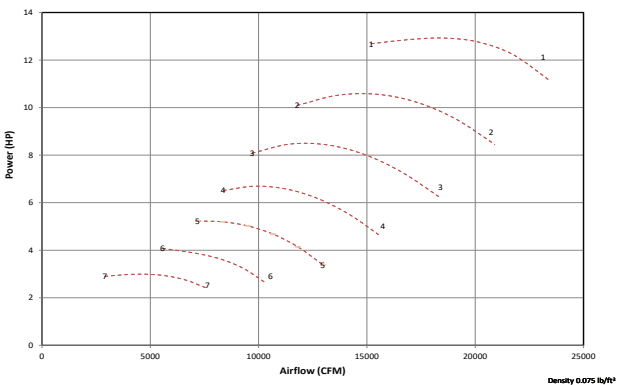
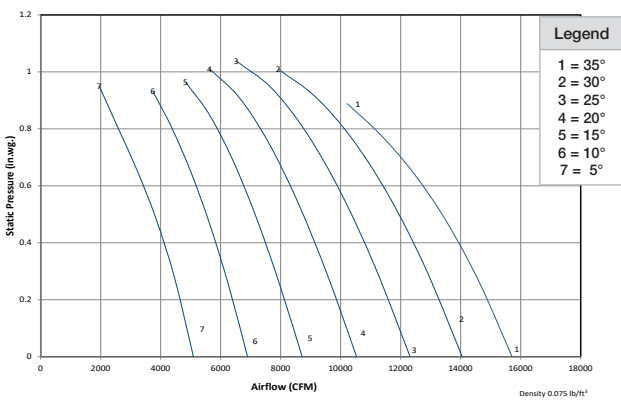
### Sound Data

1170 RPM	C3		C4	
	% WOV	LwA	% WOV	LwA
35°	0	91	0	92
	50	89	50	90
	100	90	100	89
30°	0	90	0	91
	50	88	50	89
	100	88	100	89
25°	0	89	0	91
	50	87	50	87
	100	87	100	89
20°	0	89	0	91
	50	86	50	88
	100	88	100	89
15°	0	89	0	91
	50	86	50	89
	100	89	100	91
10°	0	90	0	91
	50	87	50	90
	100	90	100	91
5°	0	91	0	91
	50	89	50	91
	100	91	100	91

## C3 (975 RPM)



## C4 (975 RPM)



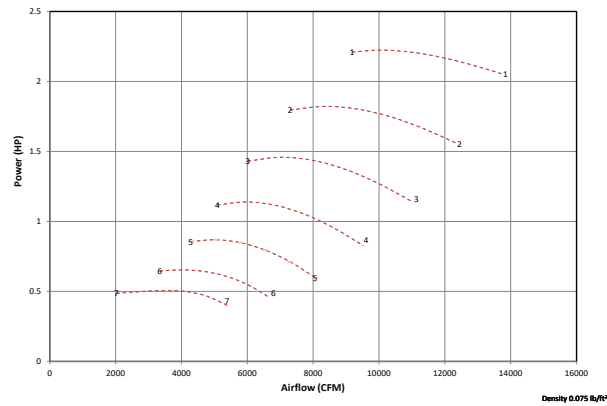
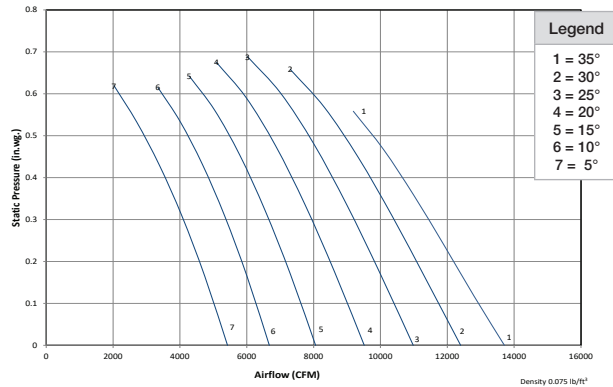
Performance shown is for installation type B: free inlet, ducted outlet. Performance ratings do not include the effects of appurtenances (accessories).

Sound power level ratings and A-weighted sound power ratings are shown in decibels, referred to 10<sup>-12</sup> watts, calculated per AMCA Standard 301. Values shown are for (inlet LWi or inlet LWiA) sound power levels for installation type B: free inlet, ducted outlet. The AMCA International Certified Ratings Seal for sound applies to LWA values only. dBA sound pressure values are weighted with 11.5 dB attenuation based on 5 feet from the fan in a hemispherical free field and are not licensed by AMCA International.

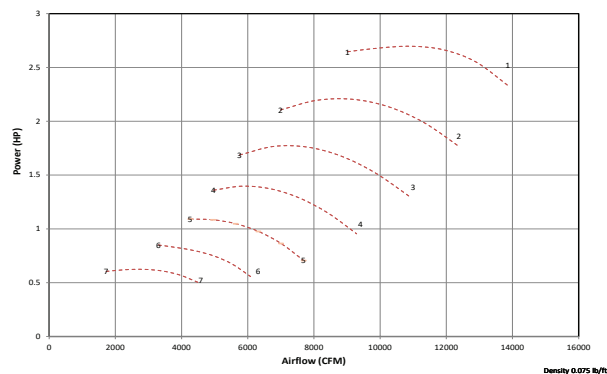
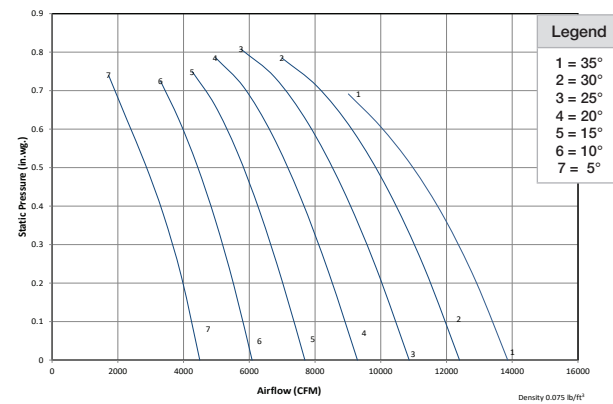
### Sound Data

975 RPM	C3		C4	
	% WOV	LwA	% WOV	LwA
35°	0	86	0	87
	50	84	50	85
	100	85	100	84
30°	0	85	0	87
	50	83	50	84
	100	83	100	84
25°	0	84	0	86
	50	82	50	83
	100	82	100	84
20°	0	84	0	86
	50	81	50	83
	100	83	100	85
15°	0	84	0	86
	50	81	50	84
	100	84	100	86
10°	0	85	0	86
	50	83	50	85
	100	85	100	86
5°	0	86	0	86
	50	84	50	86
	100	87	100	86

## C3 (860 RPM)



## C4 (860 RPM)



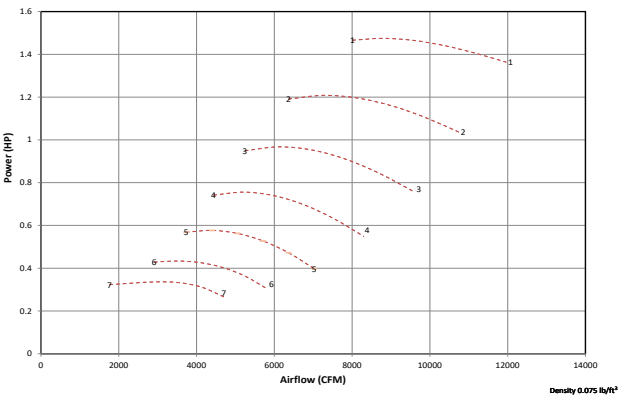
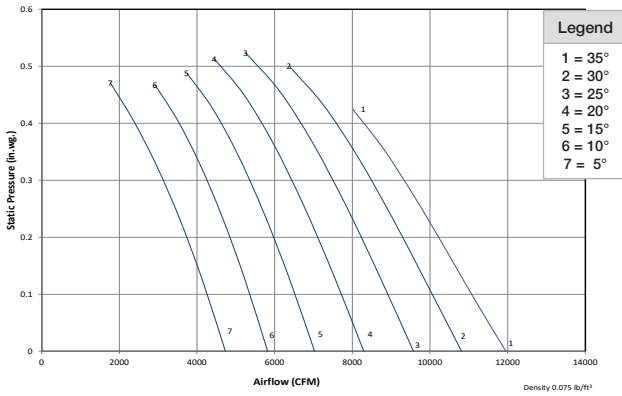
Performance shown is for installation type B: free inlet, ducted outlet. Performance ratings do not include the effects of appurtenances (accessories).

Sound power level ratings and A-weighted sound power ratings are shown in decibels, referred to 10<sup>-12</sup> watts, calculated per AMCA Standard 301. Values shown are for (inlet LWi or inlet LWiA) sound power levels for installation type B: free inlet, ducted outlet. The AMCA International Certified Ratings Seal for sound applies to LWA values only. dBA sound pressure values are weighted with 11.5 dB attenuation based on 5 feet from the fan in a hemispherical free field and are not licensed by AMCA International.

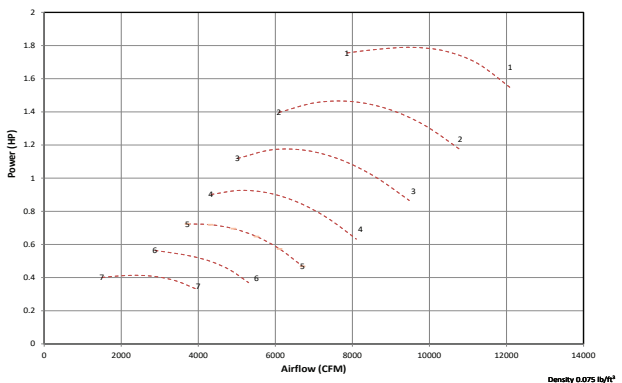
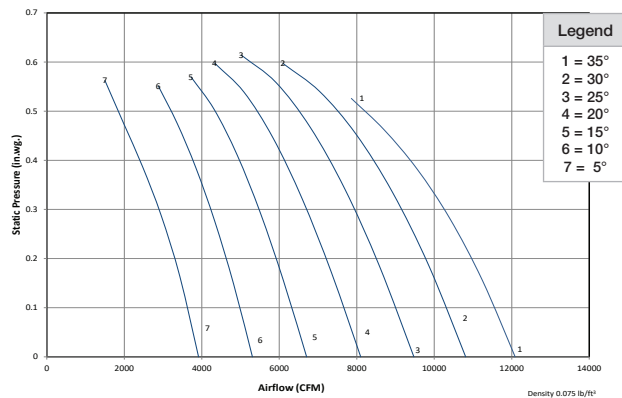
### Sound Data

860 RPM Blade Pitch	C3		C4	
	% WOV	LwA	% WOV	LwA
35°	0	83	0	85
	50	82	50	82
	100	82	100	81
30°	0	82	0	84
	50	80	50	81
	100	80	100	81
25°	0	81	0	83
	50	79	50	80
	100	79	100	81
20°	0	81	0	83
	50	79	50	80
	100	80	100	82
15°	0	82	0	84
	50	79	50	81
	100	81	100	83
10°	0	83	0	84
	50	80	50	82
	100	82	100	83
5°	0	83	0	84
	50	82	50	84
	100	84	100	83

## C3 (750 RPM)



## C4 (750 RPM)



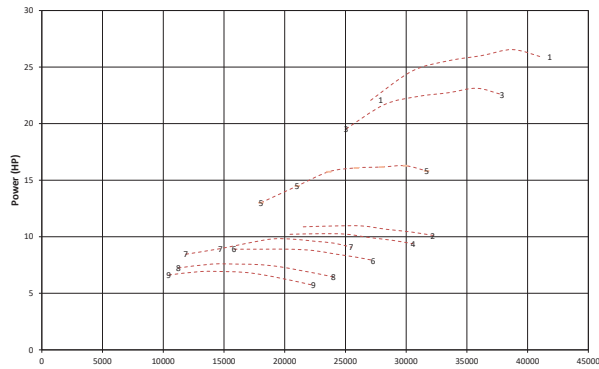
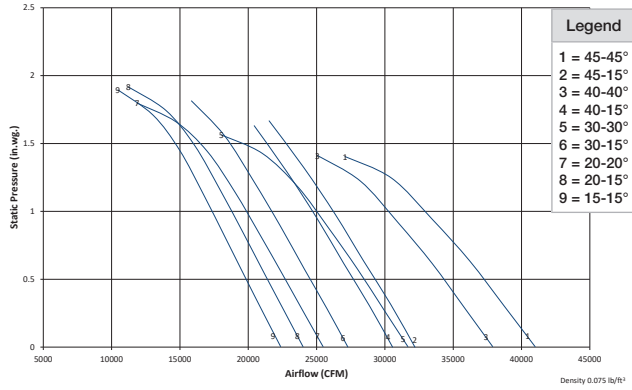
Performance shown is for installation type B: free inlet, ducted outlet. Performance ratings do not include the effects of appurtenances (accessories).

Sound power level ratings and A-weighted sound power ratings are shown in decibels, referred to 10<sup>-12</sup> watts, calculated per AMCA Standard 301. Values shown are for (inlet LWi or inlet LWiA) sound power levels for installation type B: free inlet, ducted outlet. The AMCA International Certified Ratings Seal for sound applies to LWA values only. dBA sound pressure values are weighted with 11.5 dB attenuation based on 5 feet from the fan in a hemispherical free field and are not licensed by AMCA International.

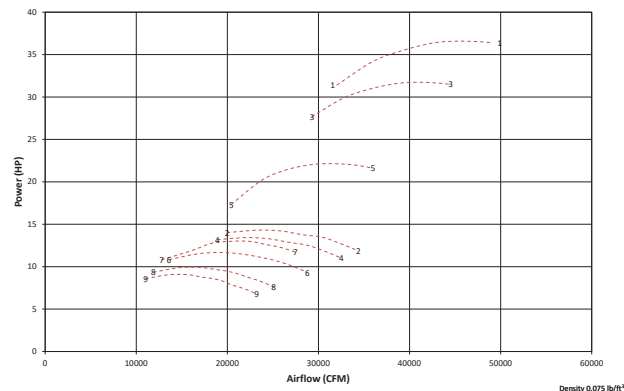
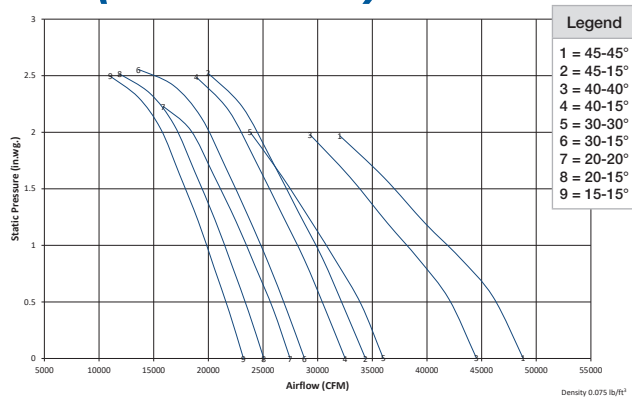
### Sound Data

750 RPM	C3		C4	
	% WOV	LwA	% WOV	LwA
35°	0	79	0	80
	50	77	50	78
	100	78	100	77
30°	0	78	0	80
	50	76	50	77
	100	76	100	77
25°	0	77	0	79
	50	74	50	76
	100	74	100	77
20°	0	77	0	79
	50	74	50	76
	100	75	100	77
15°	0	78	0	79
	50	75	50	77
	100	77	100	78
10°	0	79	0	80
	50	76	50	78
	100	78	100	78
5°	0	79	0	80
	50	77	50	79
	100	79	100	79

## W2 (1770 RPM)



## W4 (1770 RPM)



Performance shown is for installation type B: free inlet, ducted outlet. Performance ratings do not include the effects of appurtenances (accessories).

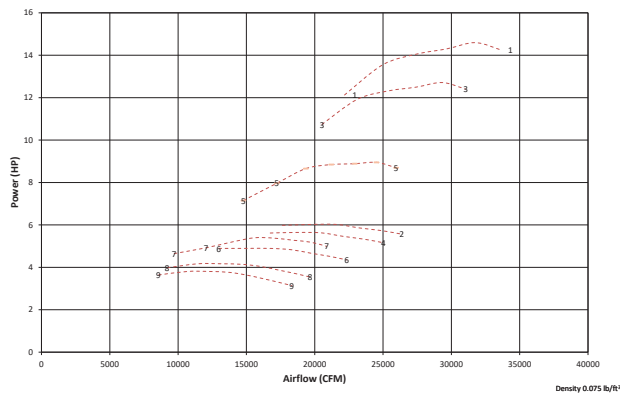
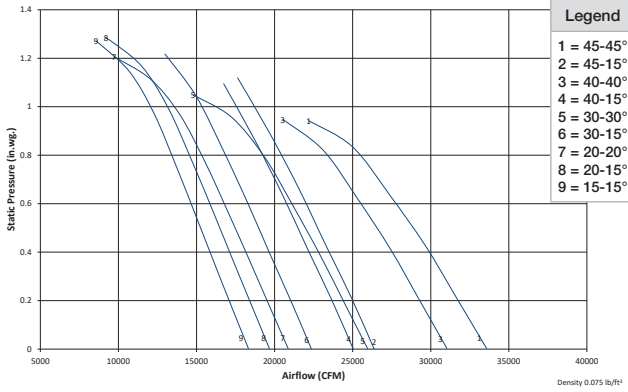
Sound power level ratings and A-weighted sound power ratings are shown in decibels, referred to 10<sup>-12</sup> watts, calculated per AMCA Standard 301. Values shown are for (inlet LWi or inlet LWiA) sound power levels for installation type B: free inlet, ducted outlet. The AMCA International Certified Ratings Seal for sound applies to LWA values only. dBA sound pressure values are weighted with 11.5 dB attenuation based on 5 feet from the fan in a hemispherical free field and are not licensed by AMCA International.

### Sound Data

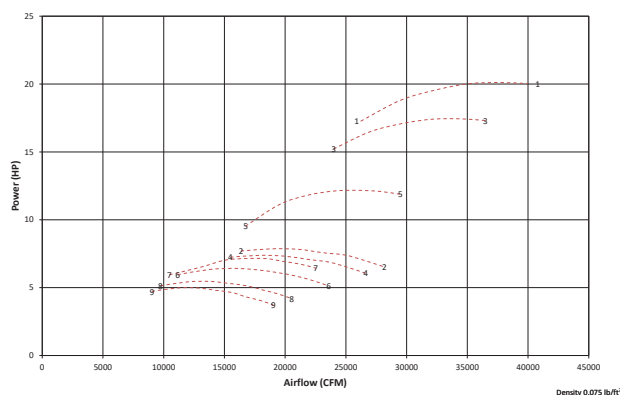
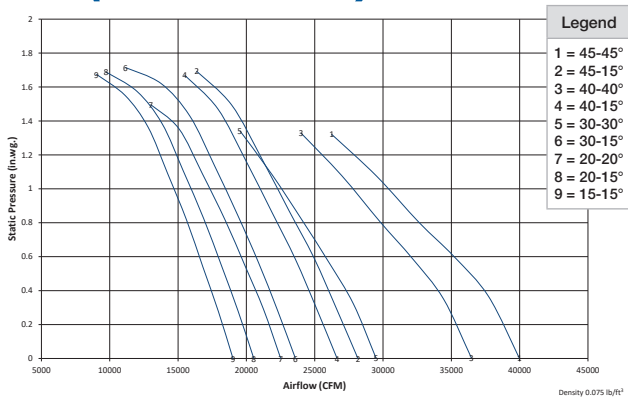
1770 RPM	W2		W4	
	% WOV	LwA	% WOV	LwA
45-45°	100	105	100	106
	90	106	91	106
	71	109	70	110
45-15°	100	101	100	100
	90	100	90	100
	70	101	70	101
40-40°	100	104	100	105
	90	104	91	105
	71	106	70	108
40-15°	100	100	100	100
	90	99	90	100
	70	100	70	101
30-30°	100	101	100	102
	90	101	90	102
	71	102	70	106
30-15°	100	99	100	99
	90	98	90	99
	70	99	70	102
20-20°	100	98	100	100
	90	98	90	100
	71	99	70	103
20-15°	100	97	100	99
	90	97	90	99
	71	98	70	102
15-15°	100	97	100	99
	90	97	90	99
	71	98	70	102



## W2 (1450 RPM)



## W4 (1450 RPM)



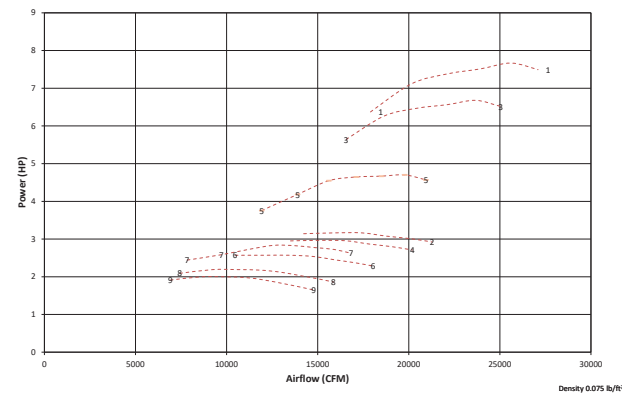
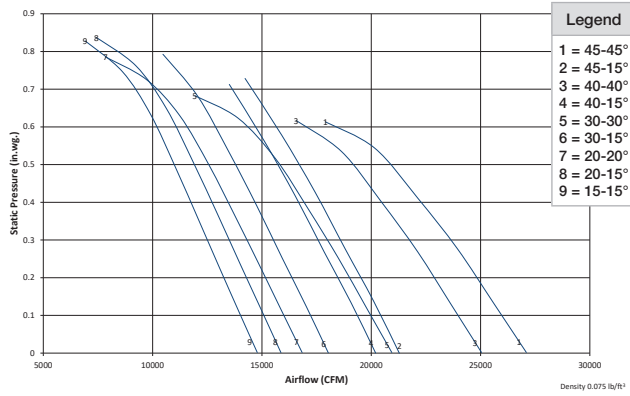
Performance shown is for installation type B: free inlet, ducted outlet. Performance ratings do not include the effects of appurtenances (accessories).

Sound power level ratings and A-weighted sound power ratings are shown in decibels, referred to 10<sup>-12</sup> watts, calculated per AMCA Standard 301. Values shown are for (inlet LWi or inlet LWiA) sound power levels for installation type B: free inlet, ducted outlet. The AMCA International Certified Ratings Seal for sound applies to LWA values only. dBA sound pressure values are weighted with 11.5 dB attenuation based on 5 feet from the fan in a hemispherical free field and are not licensed by AMCA International.

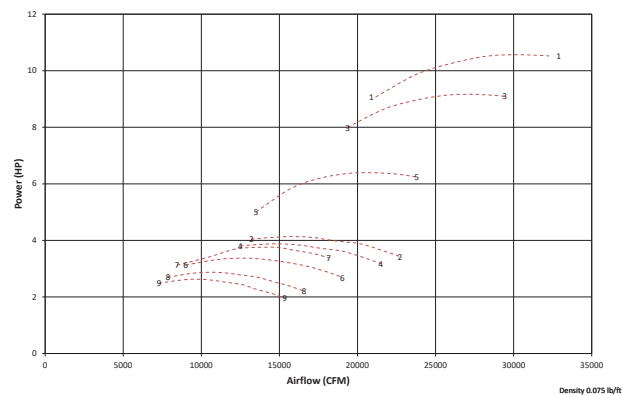
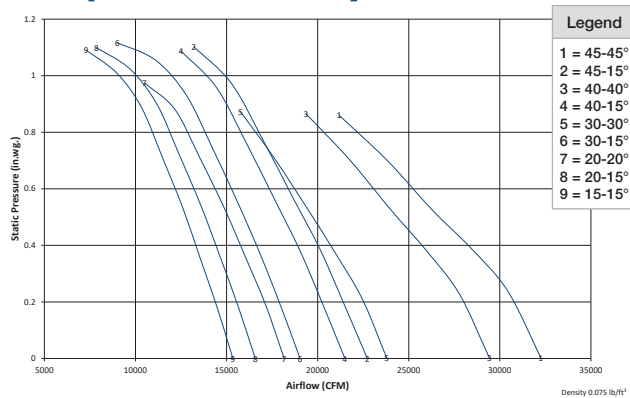
### Sound Data

1450 RPM Blade Pitch	W2		W4	
	% WOV	LwA	% WOV	LwA
45-45°	100	101	100	102
	90	101	91	102
	71	103	70	105
45-15°	100	96	100	96
	90	95	90	96
	70	97	70	97
40-40°	100	99	100	101
	90	100	91	100
	71	101	70	103
40-15°	100	95	100	95
	90	94	90	95
	70	96	70	97
30-30°	100	96	100	98
	90	97	90	98
	71	98	70	101
30-15°	100	94	100	95
	90	94	90	95
	70	95	70	97
20-20°	100	94	100	95
	90	94	90	95
	71	95	70	99
20-15°	100	93	100	94
	90	93	90	94
	71	94	70	97
15-15°	100	92	100	94
	90	92	90	94
	71	93	70	98

## W2 (1170 RPM)



## W4 (1170 RPM)



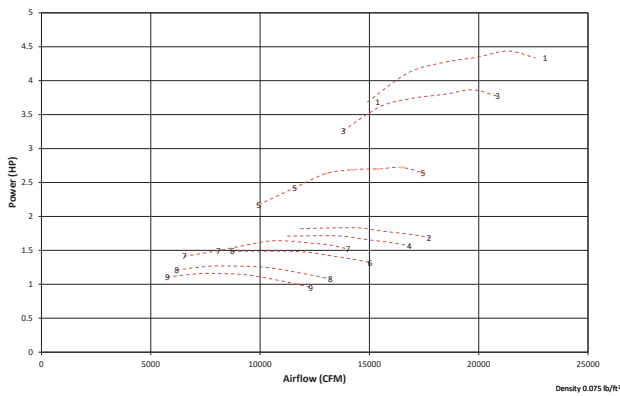
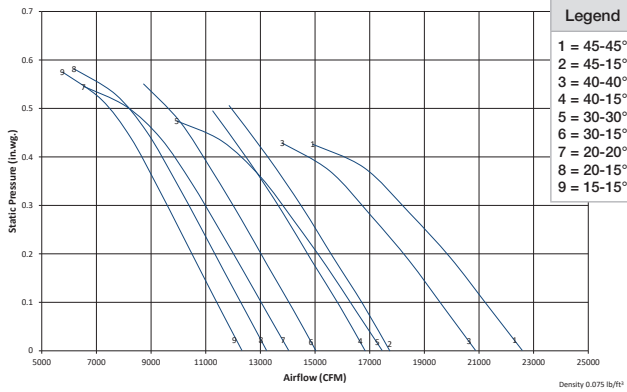
Performance shown is for installation type B: free inlet, ducted outlet. Performance ratings do not include the effects of appurtenances (accessories).

Sound power level ratings and A-weighted sound power ratings are shown in decibels, referred to 10<sup>-12</sup> watts, calculated per AMCA Standard 301. Values shown are for (inlet LWi or inlet LWiA) sound power levels for installation type B: free inlet, ducted outlet. The AMCA International Certified Ratings Seal for sound applies to LWA values only. dBA sound pressure values are weighted with 11.5 dB attenuation based on 5 feet from the fan in a hemispherical free field and are not licensed by AMCA International.

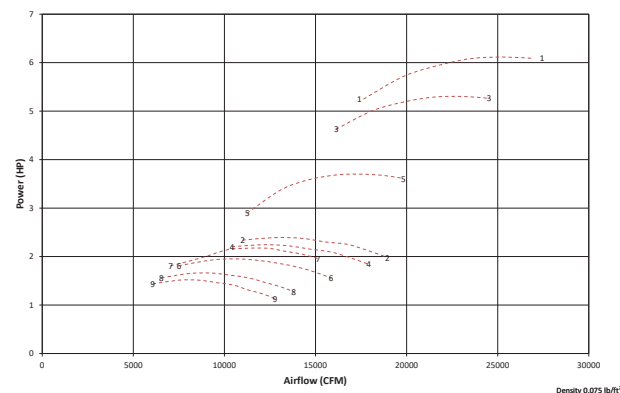
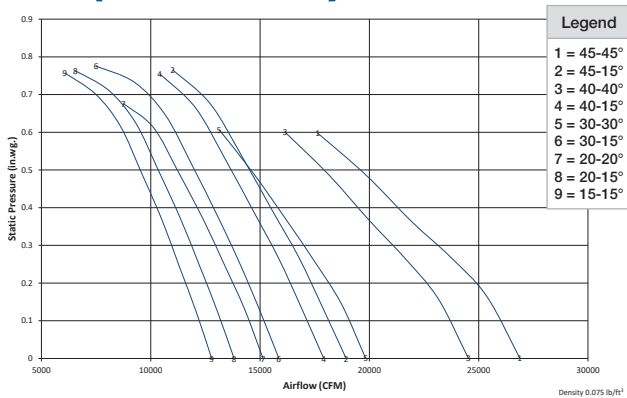
### Sound Data

1170 RPM Blade Pitch	W2		W4	
	% WOV	LwA	% WOV	LwA
45-45°	100	95	100	93
	90	96	91	92
	71	98	70	95
45-15°	100	90	100	91
	90	90	91	91
	70	91	70	93
40-40°	100	94	100	92
	90	95	90	92
	70	96	70	94
40-15°	100	89	100	91
	90	89	91	91
	69	91	70	92
30-30°	100	91	100	91
	90	92	90	90
	68	93	70	94
30-15°	100	89	100	90
	90	89	90	90
	67	91	70	93
20-20°	100	89	100	89
	90	89	90	89
	66	91	70	93
20-15°	100	88	100	89
	90	88	90	89
	65	91	70	93
15-15°	100	88	100	89
	90	88	90	89
	65	91	70	93

## W2 (975 RPM)



## W4 (975 RPM)



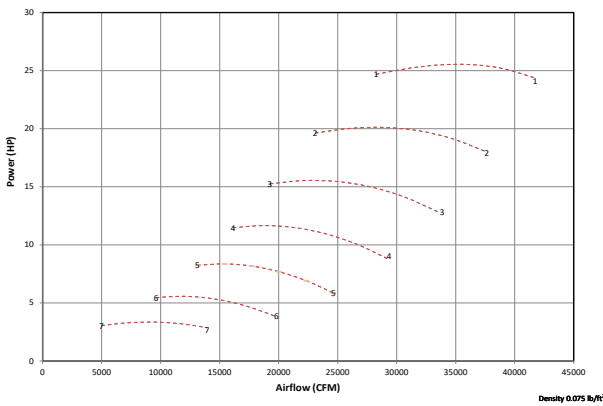
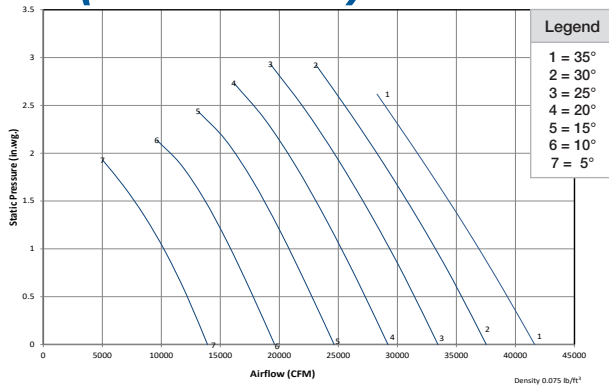
Performance shown is for installation type B: free inlet, ducted outlet. Performance ratings do not include the effects of appurtenances (accessories).

Sound power level ratings and A-weighted sound power ratings are shown in decibels, referred to 10<sup>-12</sup> watts, calculated per AMCA Standard 301. Values shown are for (inlet LWi or inlet LWiA) sound power levels for installation type B: free inlet, ducted outlet. The AMCA International Certified Ratings Seal for sound applies to LWA values only. dBA sound pressure values are weighted with 11.5 dB attenuation based on 5 feet from the fan in a hemispherical free field and are not licensed by AMCA International.

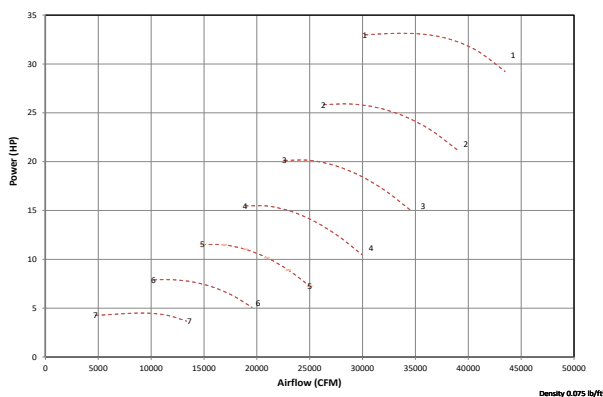
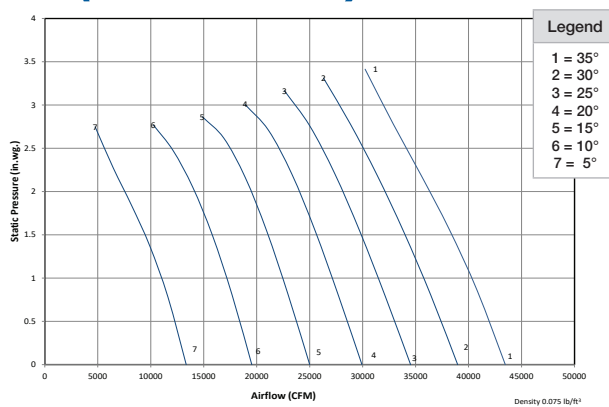
### Sound Data

975 RPM Blade Pitch	W2		W4	
	% WOV	LwA	% WOV	LwA
45-45°	100	91	100	89
	90	92	91	88
	71	93	70	90
45-15°	100	86	100	87
	90	86	91	87
	70	87	70	89
40-40°	100	90	100	88
	90	90	90	88
	70	91	70	90
40-15°	100	85	100	86
	90	85	91	87
	69	87	70	88
30-30°	100	87	100	87
	90	88	90	86
	68	89	70	89
30-15°	100	84	100	86
	90	85	90	86
	67	87	70	89
20-20°	100	85	100	85
	90	85	90	85
	66	87	70	89
20-15°	100	84	100	85
	90	84	90	85
	65	87	70	89
15-15°	100	83	100	85
	90	84	90	85
	65	87	70	89

## C1 (1770 RPM)



## C2 (1770 RPM)



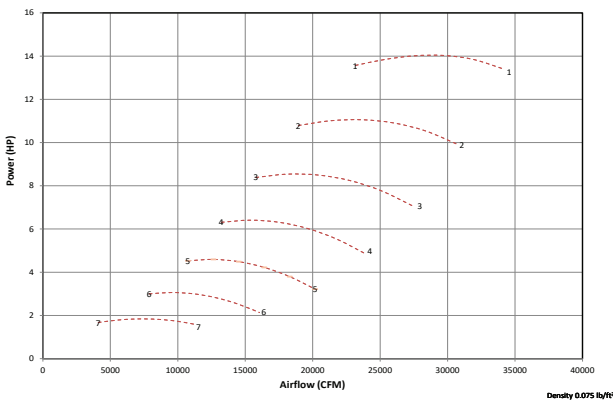
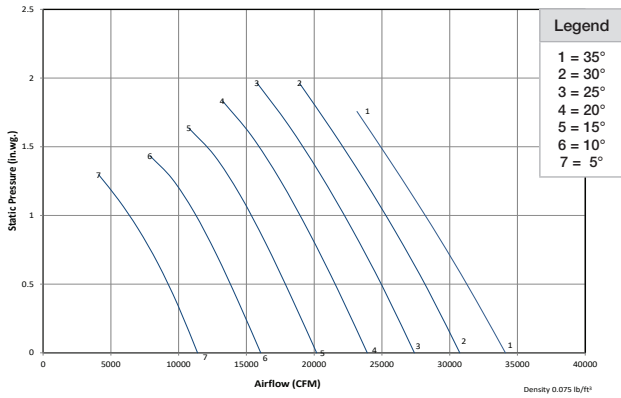
Performance shown is for installation type B: free inlet, ducted outlet. Performance ratings do not include the effects of appurtenances (accessories).

Sound power level ratings and A-weighted sound power ratings are shown in decibels, referred to 10<sup>-12</sup> watts, calculated per AMCA Standard 301. Values shown are for (inlet LWi or inlet LWiA) sound power levels for installation type B: free inlet, ducted outlet. The AMCA International Certified Ratings Seal for sound applies to LWA values only. dBA sound pressure values are weighted with 11.5 dB attenuation based on 5 feet from the fan in a hemispherical free field and are not licensed by AMCA International.

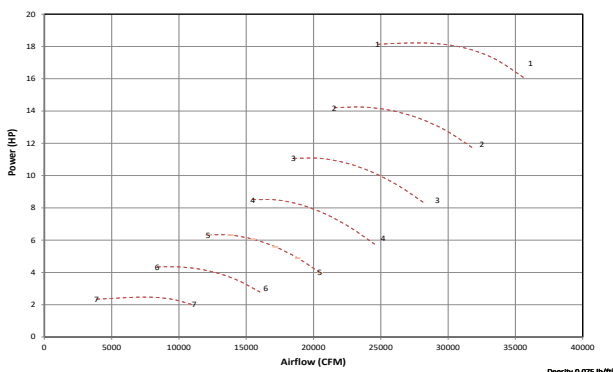
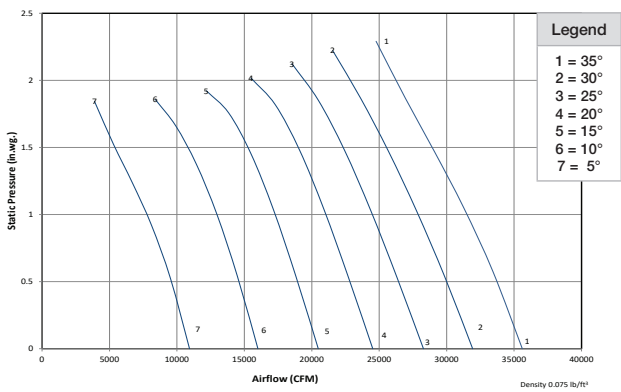
### Sound Data

1770 RPM	C1		C2	
	% WOV	LwA	% WOV	LwA
35°	0	104	0	105
	50	105	50	106
	100	105	100	105
30°	0	103	0	104
	50	103	50	104
	100	103	100	104
25°	0	102	0	103
	50	101	50	103
	100	101	100	103
20°	0	101	0	102
	50	100	50	102
	100	102	100	103
15°	0	100	0	101
	50	99	50	101
	100	103	100	104
10°	0	101	0	103
	50	101	50	103
	100	103	100	103
5°	0	103	0	105
	50	104	50	105
	100	102	100	103

## C1 (1450 RPM)



## C2 (1450 RPM)



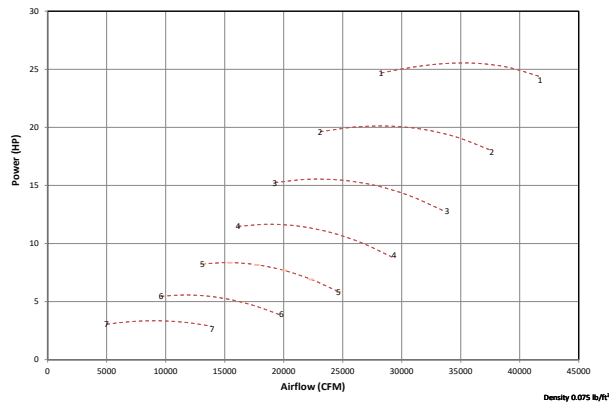
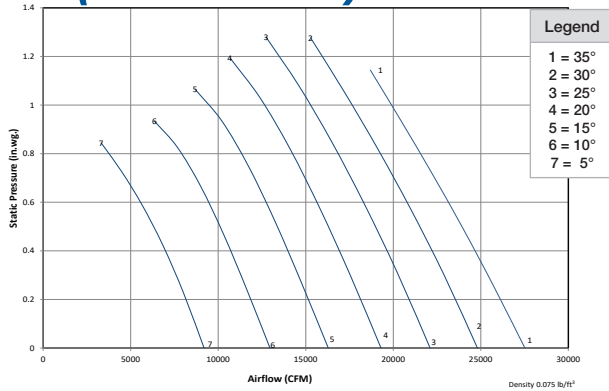
Performance shown is for installation type B: free inlet, ducted outlet. Performance ratings do not include the effects of appurtenances (accessories).

Sound power level ratings and A-weighted sound power ratings are shown in decibels, referred to 10<sup>-12</sup> watts, calculated per AMCA Standard 301. Values shown are for (inlet LWi or inlet LWiA) sound power levels for installation type B: free inlet, ducted outlet. The AMCA International Certified Ratings Seal for sound applies to LWA values only. dBA sound pressure values are weighted with 11.5 dB attenuation based on 5 feet from the fan in a hemispherical free field and are not licensed by AMCA International.

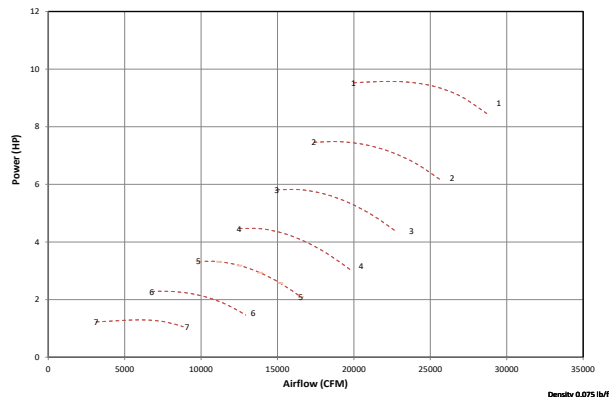
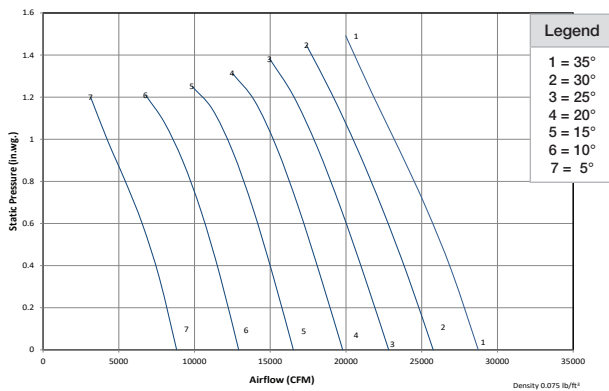
### Sound Data

1450 RPM Blade Pitch	C1		C2	
	% WOV	LwA	% WOV	LwA
35°	0	99	0	100
	50	99	50	101
	100	100	100	100
30°	0	98	0	99
	50	98	50	99
	100	98	100	99
25°	0	96	0	98
	50	96	50	98
	100	96	100	98
20°	0	96	0	97
	50	95	50	97
	100	97	100	98
15°	0	95	0	96
	50	93	50	96
	100	98	100	99
10°	0	96	0	98
	50	96	50	97
	100	97	100	98
5°	0	98	0	99
	50	98	50	99
	100	96	100	97

## C1 (1170 RPM)



## C2 (1170 RPM)



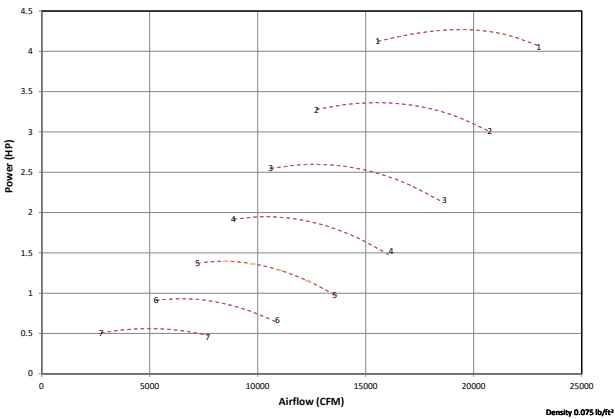
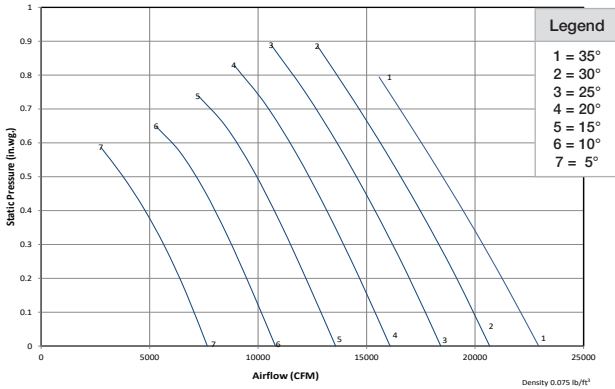
Performance shown is for installation type B: free inlet, ducted outlet. Performance ratings do not include the effects of appurtenances (accessories).

Sound power level ratings and A-weighted sound power ratings are shown in decibels, referred to 10<sup>-12</sup> watts, calculated per AMCA Standard 301. Values shown are for (inlet LWi or inlet LWiA) sound power levels for installation type B: free inlet, ducted outlet. The AMCA International Certified Ratings Seal for sound applies to LWA values only. dBA sound pressure values are weighted with 11.5 dB attenuation based on 5 feet from the fan in a hemispherical free field and are not licensed by AMCA International.

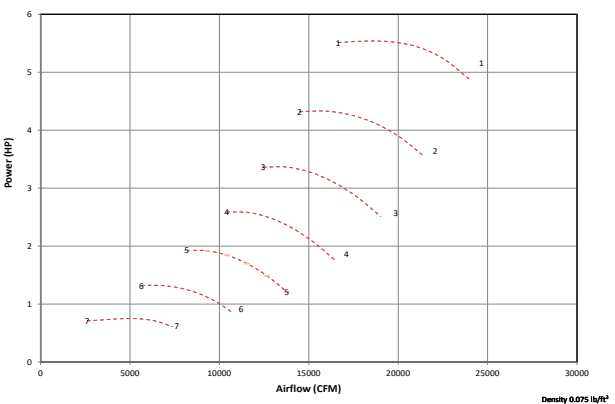
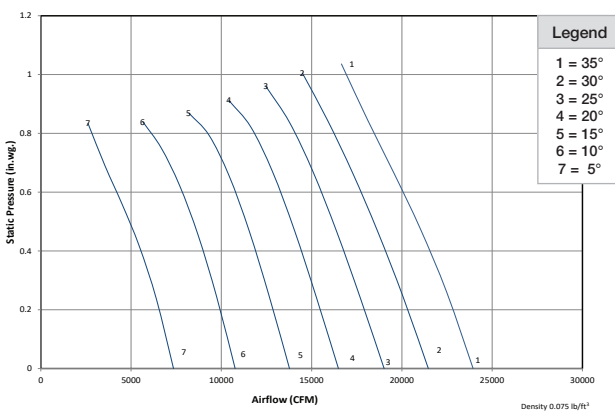
### Sound Data

1170 RPM	C1		C2	
	% WOV	LwA	% WOV	LwA
35°	0	94	0	95
	50	94	50	95
	100	94	100	95
30°	0	92	0	94
	50	92	50	94
	100	92	100	93
25°	0	91	0	93
	50	91	50	92
	100	91	100	92
20°	0	90	0	92
	50	89	50	91
	100	91	100	93
15°	0	89	0	91
	50	88	50	91
	100	92	100	93
10°	0	91	0	93
	50	90	50	92
	100	92	100	92
5°	0	92	0	94
	50	93	50	94
	100	91	100	92

## C1 (975 RPM)



## C2 (975 RPM)



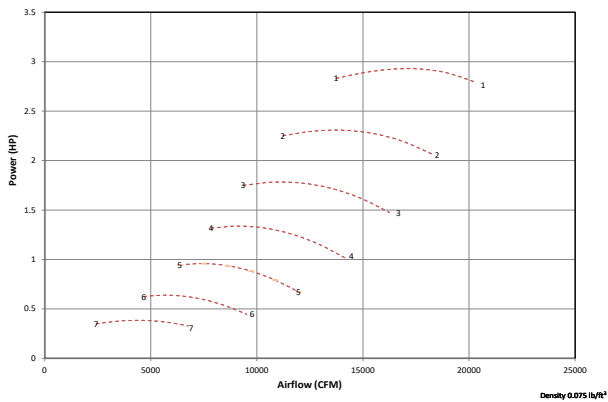
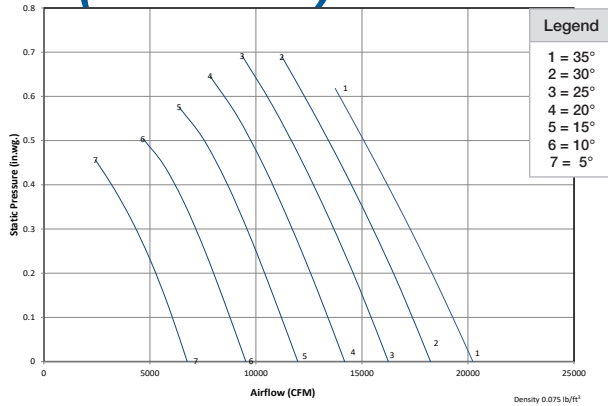
Performance shown is for installation type B: free inlet, ducted outlet. Performance ratings do not include the effects of appurtenances (accessories).

Sound power level ratings and A-weighted sound power ratings are shown in decibels, referred to 10<sup>-12</sup> watts, calculated per AMCA Standard 301. Values shown are for (inlet LWi or inlet LWiA) sound power levels for installation type B: free inlet, ducted outlet. The AMCA International Certified Ratings Seal for sound applies to LWA values only. dBA sound pressure values are weighted with 11.5 dB attenuation based on 5 feet from the fan in a hemispherical free field and are not licensed by AMCA International.

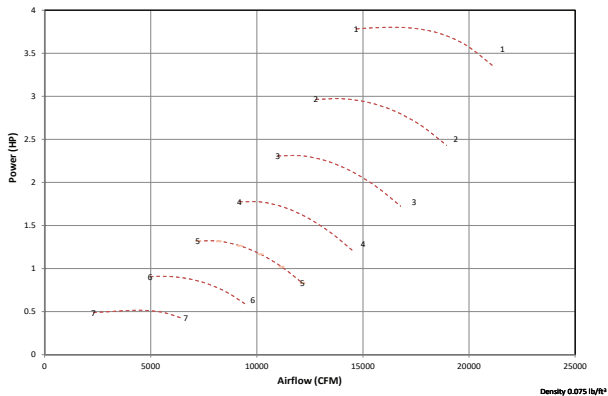
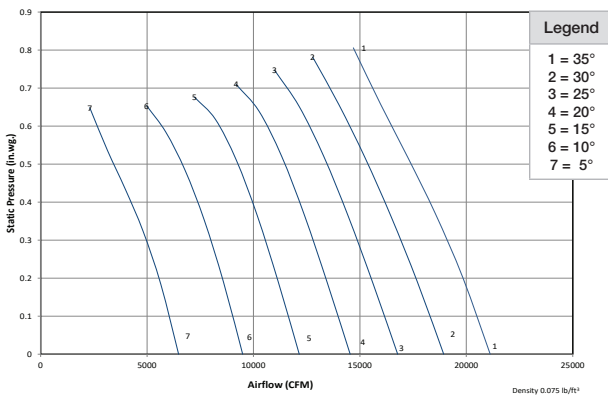
### Sound Data

975 RPM Blade Pitch	C1		C2	
	% WOV	LwA	% WOV	LwA
35°	0	89	0	90
	50	89	50	91
	100	90	100	90
30°	0	88	0	89
	50	88	50	89
	100	88	100	89
25°	0	86	0	88
	50	86	50	88
	100	86	100	88
20°	0	86	0	87
	50	85	50	87
	100	87	100	88
15°	0	85	0	87
	50	83	50	86
	100	88	100	89
10°	0	86	0	88
	50	86	50	88
	100	87	100	88
5°	0	88	0	90
	50	88	50	89
	100	86	100	87

## C1 (860 RPM)



## C2 (860 RPM)



Performance shown is for installation type B: free inlet, ducted outlet. Performance ratings do not include the effects of appurtenances (accessories).

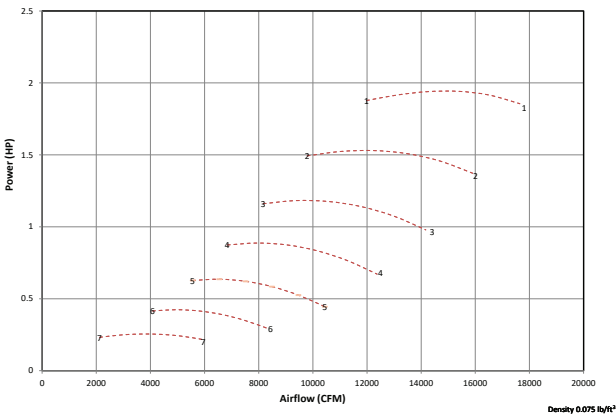
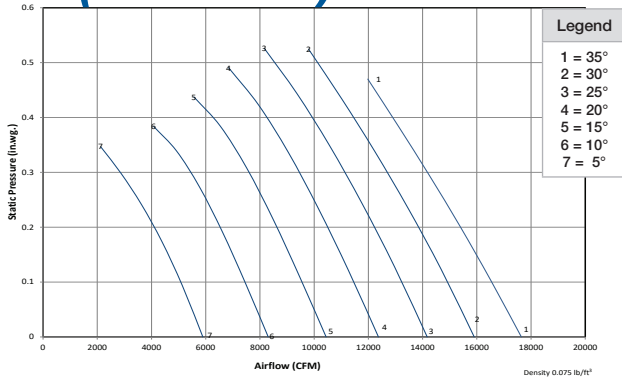
Sound power level ratings and A-weighted sound power ratings are shown in decibels, referred to 10<sup>-12</sup> watts, calculated per AMCA Standard 301. Values shown are for (inlet LWi or inlet LWiA) sound power levels for installation type B: free inlet, ducted outlet. The AMCA International Certified Ratings Seal for sound applies to LWA values only. dBA sound pressure values are weighted with 11.5 dB attenuation based on 5 feet from the fan in a hemispherical free field and are not licensed by AMCA International.

### Sound Data

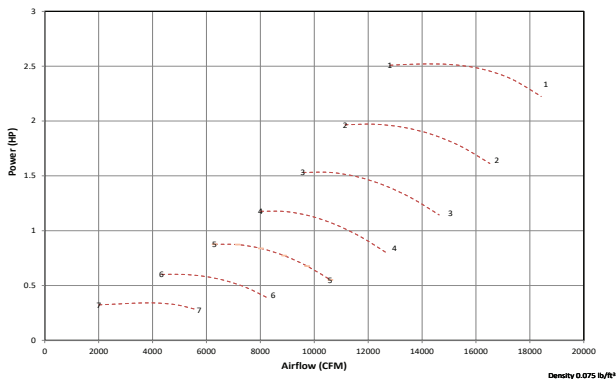
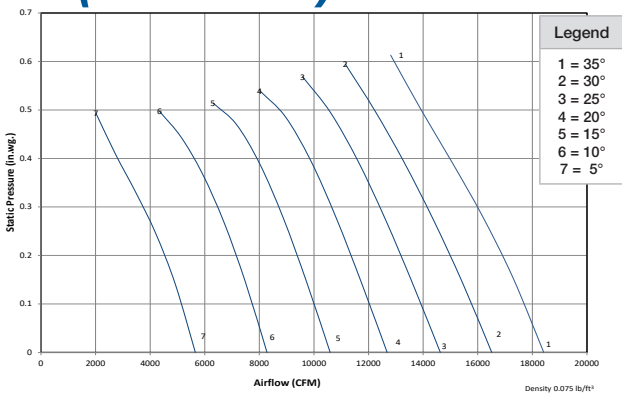
860 RPM Blade Pitch	C1		C2	
	% WOV	LwA	% WOV	LwA
35°	0	86	0	87
	50	86	50	88
	100	86	100	87
30°	0	85	0	86
	50	84	50	86
	100	85	100	86
25°	0	83	0	85
	50	83	50	84
	100	83	100	85
20°	0	82	0	84
	50	81	50	84
	100	84	100	85
15°	0	82	0	83
	50	80	50	83
	100	85	100	86
10°	0	83	0	85
	50	82	50	84
	100	83	100	84
5°	0	85	0	87
	50	85	50	86
	100	83	100	83



## C1 (750 RPM)



## C2 (750 RPM)



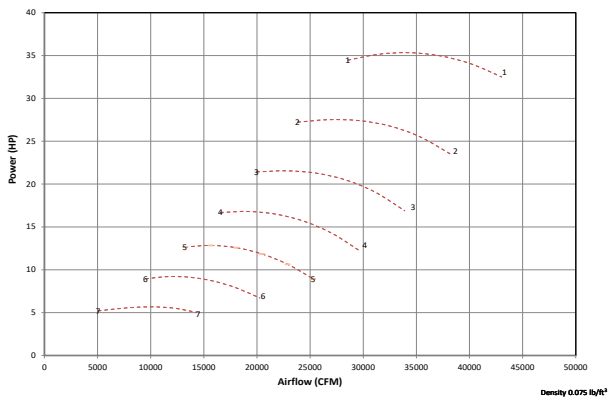
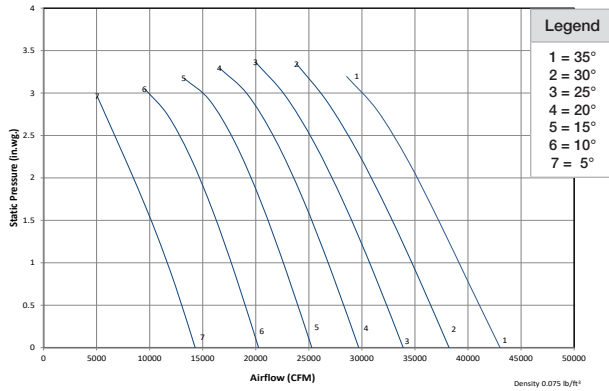
Performance shown is for installation type B: free inlet, ducted outlet. Performance ratings do not include the effects of appurtenances (accessories).

Sound power level ratings and A-weighted sound power ratings are shown in decibels, referred to 10<sup>-12</sup> watts, calculated per AMCA Standard 301. Values shown are for (inlet LWi or inlet LWiA) sound power levels for installation type B: free inlet, ducted outlet. The AMCA International Certified Ratings Seal for sound applies to LWA values only. dBA sound pressure values are weighted with 11.5 dB attenuation based on 5 feet from the fan in a hemispherical free field and are not licensed by AMCA International.

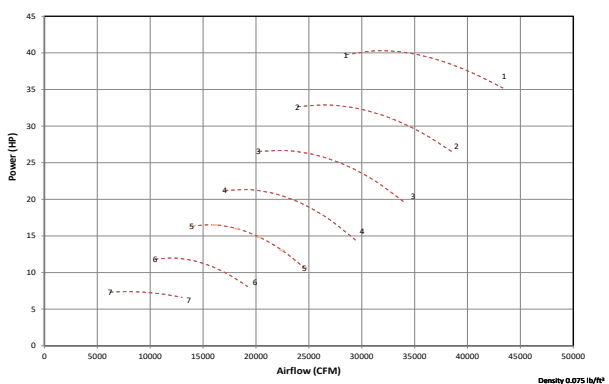
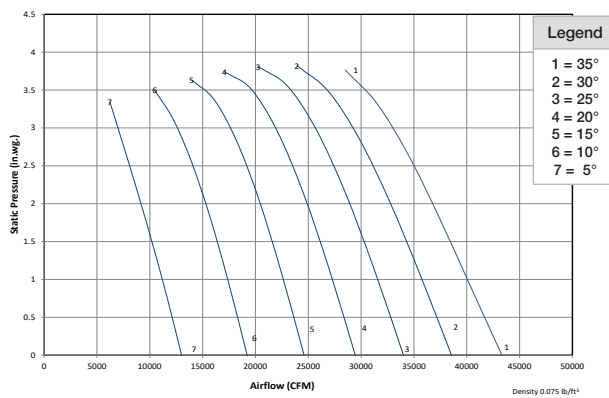
### Sound Data

750 RPM Blade Pitch	C1		C2	
	% WOV	LwA	% WOV	LwA
35°	0	83	0	84
	50	83	50	84
	100	83	100	83
30°	0	81	0	82
	50	81	50	82
	100	81	100	82
25°	0	80	0	81
	50	79	50	81
	100	79	100	81
20°	0	79	0	80
	50	78	50	80
	100	80	100	81
15°	0	78	0	80
	50	77	50	79
	100	81	100	82
10°	0	80	0	81
	50	79	50	81
	100	80	100	81
5°	0	81	0	83
	50	81	50	82
	100	79	100	80

## C3 (1770 RPM)



## C4 (1770 RPM)



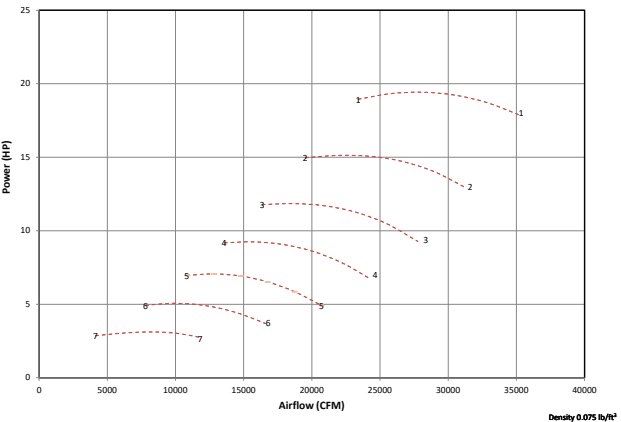
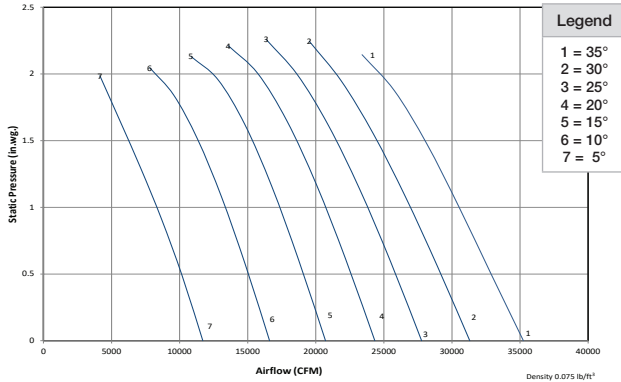
Performance shown is for installation type B: free inlet, ducted outlet. Performance ratings do not include the effects of appurtenances (accessories).

Sound power level ratings and A-weighted sound power ratings are shown in decibels, referred to 10<sup>-12</sup> watts, calculated per AMCA Standard 301. Values shown are for (inlet LWi or inlet LWiA) sound power levels for installation type B: free inlet, ducted outlet. The AMCA International Certified Ratings Seal for sound applies to LWA values only. dBA sound pressure values are weighted with 11.5 dB attenuation based on 5 feet from the fan in a hemispherical free field and are not licensed by AMCA International.

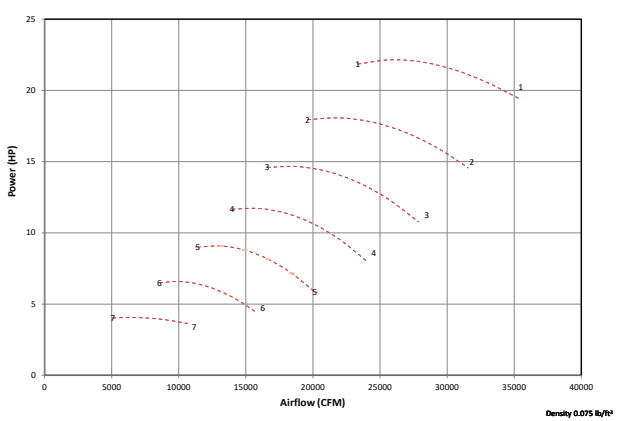
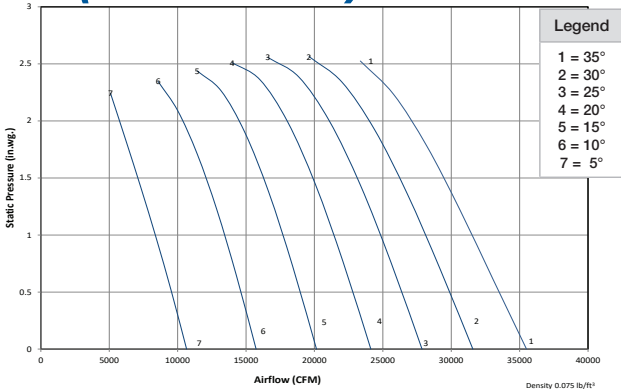
### Sound Data

1770 RPM Blade Pitch	C3		C4	
	% WOV	LwA	% WOV	LwA
35°	0	105	0	107
	50	104	50	105
	100	104	100	104
30°	0	104	0	106
	50	103	50	104
	100	103	100	104
25°	0	103	0	105
	50	102	50	102
	100	101	100	103
20°	0	103	0	105
	50	101	50	103
	100	103	100	104
15°	0	102	0	104
	50	101	50	103
	100	104	100	105
10°	0	104	0	105
	50	102	50	104
	100	105	100	106
5°	0	105	0	106
	50	104	50	106
	100	105	100	106

## C3 (1450 RPM)



## C4 (1450 RPM)



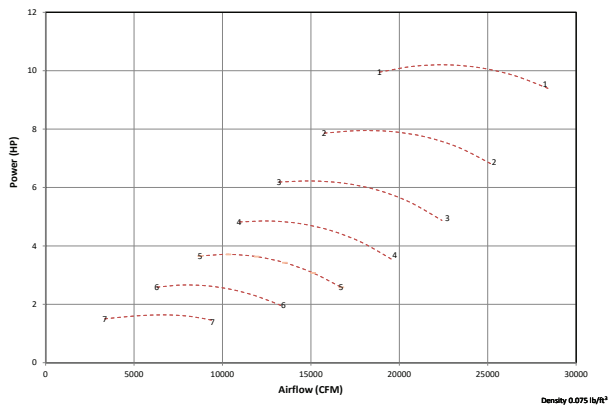
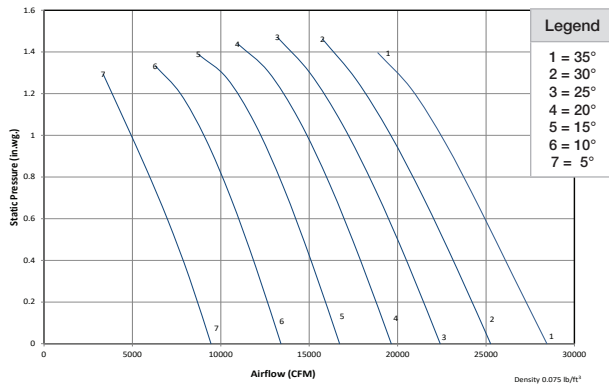
Performance shown is for installation type B: free inlet, ducted outlet. Performance ratings do not include the effects of appurtenances (accessories).

Sound power level ratings and A-weighted sound power ratings are shown in decibels, referred to 10<sup>-12</sup> watts, calculated per AMCA Standard 301. Values shown are for (inlet LWi or inlet LWiA) sound power levels for installation type B: free inlet, ducted outlet. The AMCA International Certified Ratings Seal for sound applies to LWA values only. dBA sound pressure values are weighted with 11.5 dB attenuation based on 5 feet from the fan in a hemispherical free field and are not licensed by AMCA International.

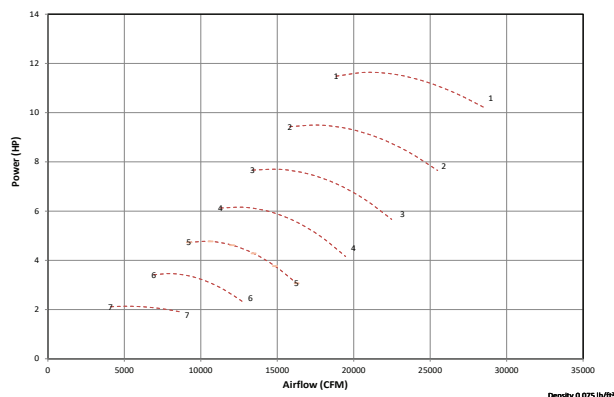
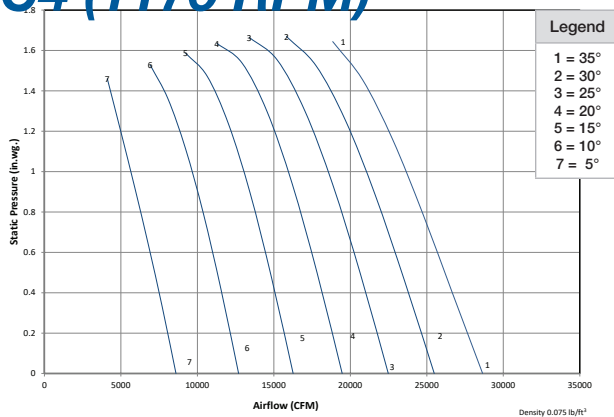
### Sound Data

1450 RPM Blade Pitch	C3		C4	
	% WOV	LwA	% WOV	LwA
35°	0	100	0	102
	50	99	50	100
	100	99	100	99
30°	0	99	0	101
	50	98	50	99
	100	98	100	98
25°	0	98	0	100
	50	96	50	97
	100	96	100	98
20°	0	97	0	100
	50	96	50	97
	100	97	100	99
15°	0	97	0	99
	50	96	50	98
	100	99	100	100
10°	0	99	0	100
	50	97	50	99
	100	99	100	100
5°	0	100	0	100
	50	99	50	100
	100	99	100	100

## C3 (1170 RPM)



## C4 (1170 RPM)



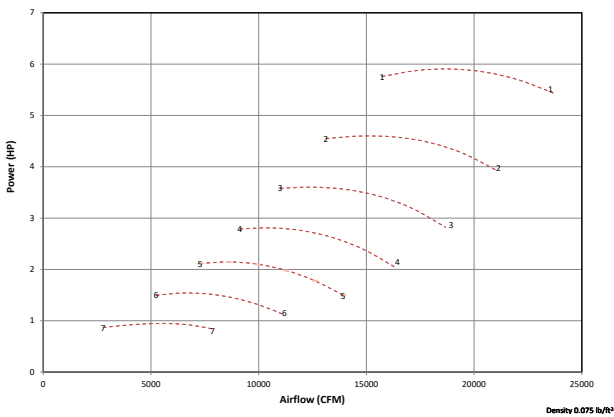
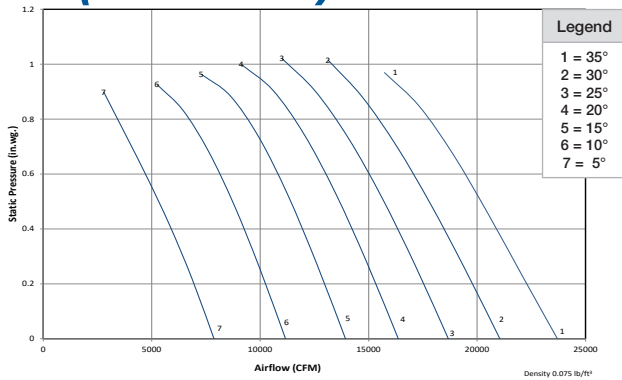
Performance shown is for installation type B: free inlet, ducted outlet. Performance ratings do not include the effects of appurtenances (accessories).

Sound power level ratings and A-weighted sound power ratings are shown in decibels, referred to 10<sup>-12</sup> watts, calculated per AMCA Standard 301. Values shown are for (inlet LWi or inlet LWiA) sound power levels for installation type B: free inlet, ducted outlet. The AMCA International Certified Ratings Seal for sound applies to LWA values only. dBA sound pressure values are weighted with 11.5 dB attenuation based on 5 feet from the fan in a hemispherical free field and are not licensed by AMCA International.

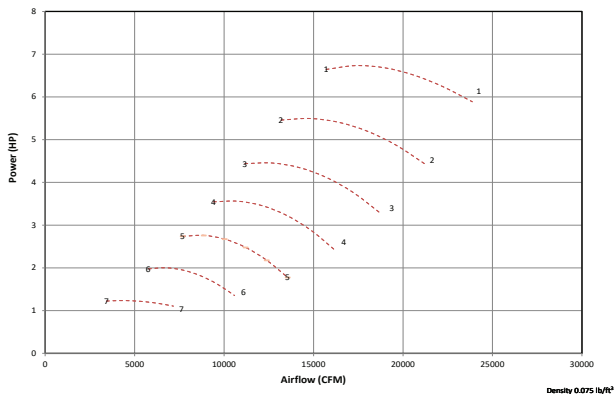
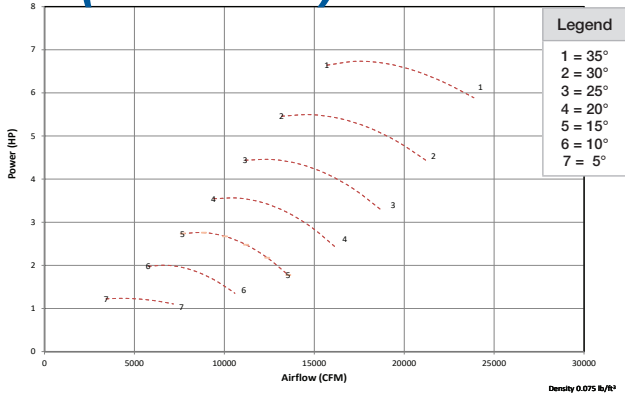
### Sound Data

1170 RPM	C3		C4	
	% WOV	LwA	% WOV	LwA
35°	0	95	0	96
	50	93	50	94
	100	93	100	93
30°	0	93	0	95
	50	92	50	93
	100	92	100	93
25°	0	92	0	94
	50	91	50	92
	100	90	100	92
20°	0	92	0	94
	50	90	50	92
	100	92	100	93
15°	0	92	0	94
	50	90	50	92
	100	93	100	94
10°	0	93	0	95
	50	92	50	93
	100	93	100	94
5°	0	94	0	95
	50	93	50	95
	100	94	100	94

## C3 (975 RPM)



## C4 (975 RPM)



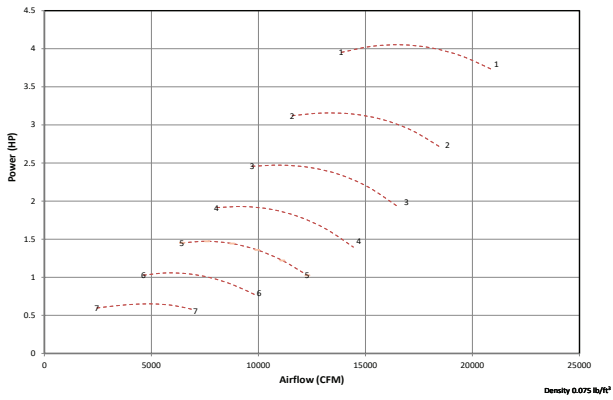
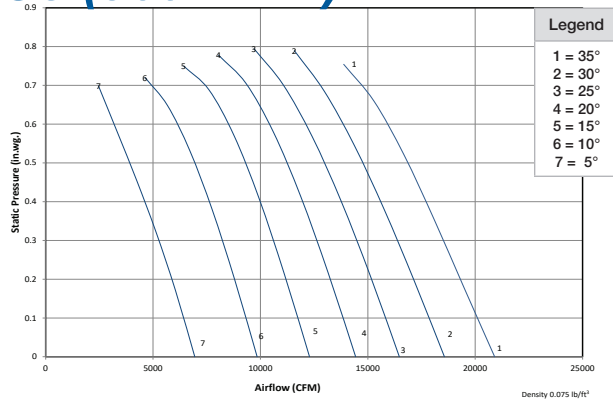
Performance shown is for installation type B: free inlet, ducted outlet. Performance ratings do not include the effects of appurtenances (accessories).

Sound power level ratings and A-weighted sound power ratings are shown in decibels, referred to 10<sup>-12</sup> watts, calculated per AMCA Standard 301. Values shown are for (inlet LWi or inlet LWiA) sound power levels for installation type B: free inlet, ducted outlet. The AMCA International Certified Ratings Seal for sound applies to LWA values only. dBA sound pressure values are weighted with 11.5 dB attenuation based on 5 feet from the fan in a hemispherical free field and are not licensed by AMCA International.

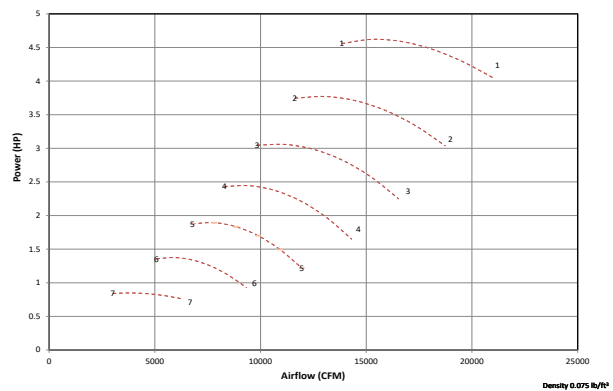
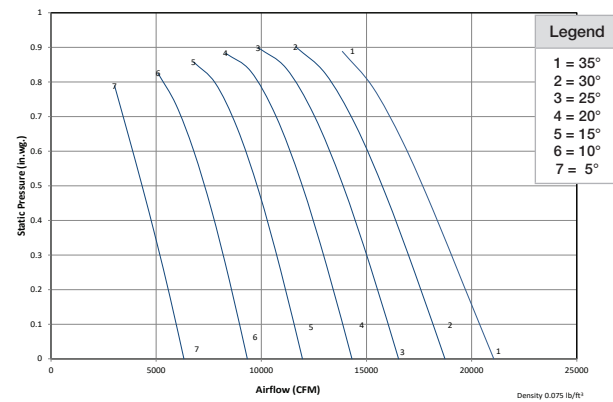
### Sound Data

975 RPM Blade Pitch	C3		C4	
	% WOV	LwA	% WOV	LwA
35°	0	90	0	91
	50	89	50	89
	100	89	100	88
30°	0	89	0	90
	50	87	50	88
	100	87	100	88
25°	0	87	0	90
	50	86	50	87
	100	86	100	87
20°	0	87	0	89
	50	86	50	87
	100	87	100	88
15°	0	87	0	89
	50	85	50	88
	100	88	100	89
10°	0	89	0	90
	50	87	50	89
	100	89	100	89
5°	0	90	0	90
	50	89	50	90
	100	89	100	89

## C3 (860 RPM)



## C4 (860 RPM)



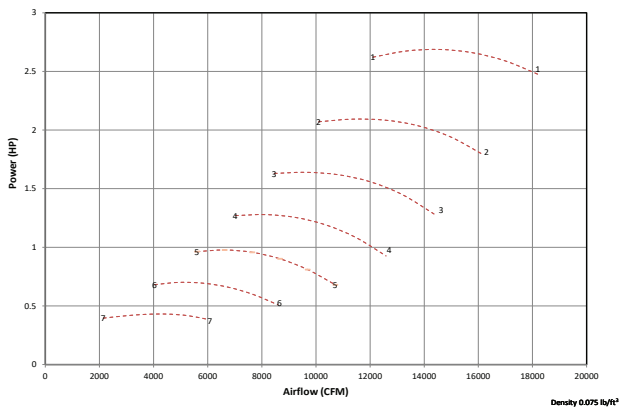
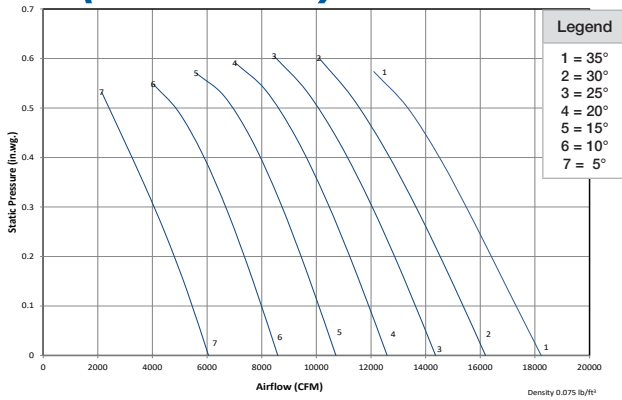
Performance shown is for installation type B: free inlet, ducted outlet. Performance ratings do not include the effects of appurtenances (accessories).

Sound power level ratings and A-weighted sound power ratings are shown in decibels, referred to 10<sup>-12</sup> watts, calculated per AMCA Standard 301. Values shown are for (inlet LWi or inlet LWiA) sound power levels for installation type B: free inlet, ducted outlet. The AMCA International Certified Ratings Seal for sound applies to LWA values only. dBA sound pressure values are weighted with 11.5 dB attenuation based on 5 feet from the fan in a hemispherical free field and are not licensed by AMCA International.

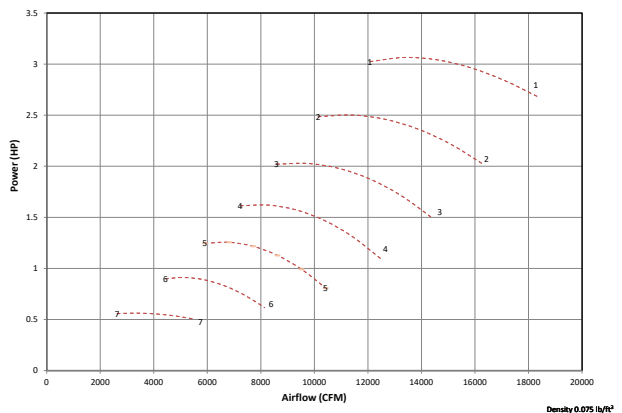
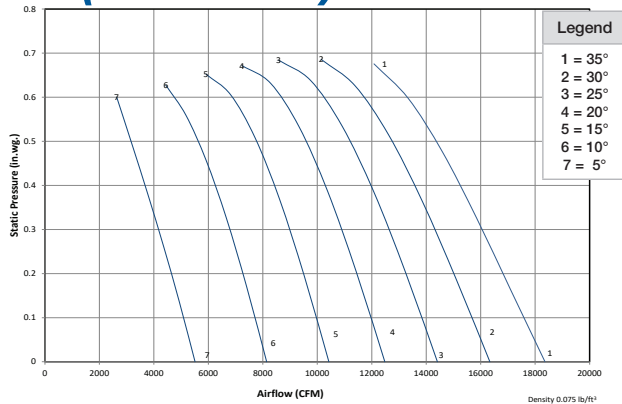
### Sound Data

860 RPM Blade Pitch	C3		C4	
	% WOV	LwA	% WOV	LwA
35°	0	86	0	88
	50	85	50	86
	100	85	100	85
30°	0	85	0	87
	50	84	50	85
	100	84	100	84
25°	0	84	0	86
	50	82	50	83
	100	82	100	84
20°	0	84	0	86
	50	82	50	84
	100	83	100	85
15°	0	84	0	86
	50	82	50	85
	100	85	100	86
10°	0	85	0	87
	50	84	50	86
	100	85	100	86
5°	0	87	0	87
	50	85	50	87
	100	86	100	86

## C3 (750 RPM)



## C4 (750 RPM)



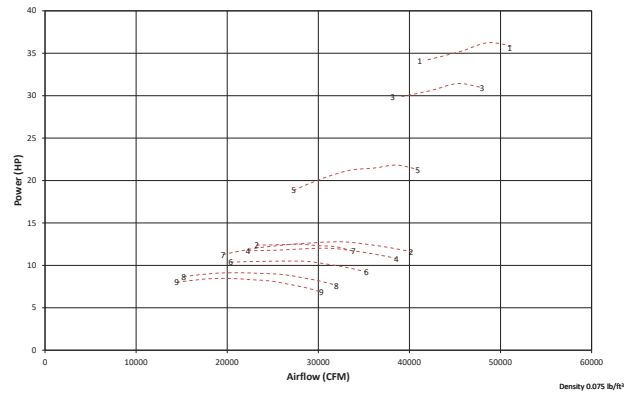
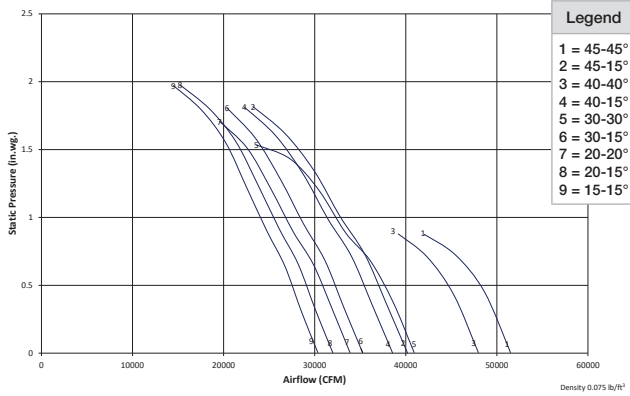
Performance shown is for installation type B: free inlet, ducted outlet. Performance ratings do not include the effects of appurtenances (accessories).

Sound power level ratings and A-weighted sound power ratings are shown in decibels, referred to 10<sup>-12</sup> watts, calculated per AMCA Standard 301. Values shown are for (inlet LWi or inlet LWiA) sound power levels for installation type B: free inlet, ducted outlet. The AMCA International Certified Ratings Seal for sound applies to LWA values only. dBA sound pressure values are weighted with 11.5 dB attenuation based on 5 feet from the fan in a hemispherical free field and are not licensed by AMCA International.

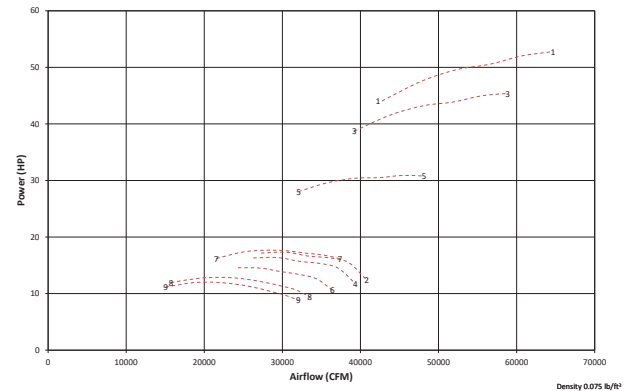
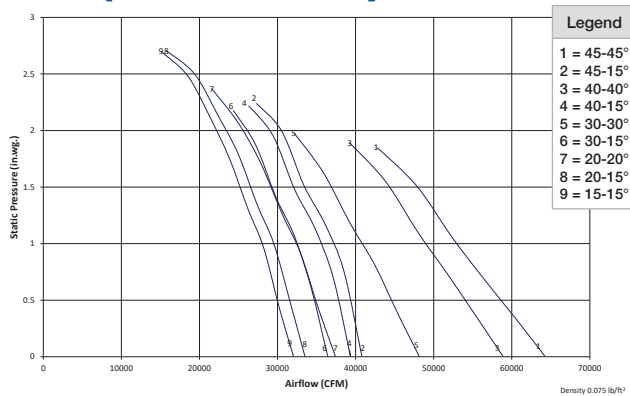
### Sound Data

750 RPM Blade Pitch	C3		C4	
	% WOV	LwA	% WOV	LwA
35°	0	83	0	84
	50	82	50	82
	100	82	100	81
30°	0	82	0	83
	50	80	50	81
	100	80	100	81
25°	0	80	0	83
	50	79	50	80
	100	78	100	80
20°	0	81	0	83
	50	79	50	80
	100	80	100	81
15°	0	81	0	83
	50	79	50	81
	100	81	100	82
10°	0	82	0	83
	50	80	50	82
	100	81	100	82
5°	0	83	0	84
	50	82	50	83
	100	82	100	82

## W2 (1770 RPM)



## W4 (1770 RPM)



Performance shown is for installation type B: free inlet, ducted outlet. Performance ratings do not include the effects of appurtenances (accessories).

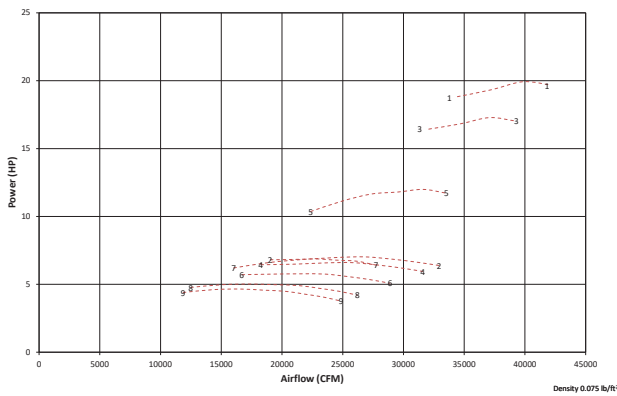
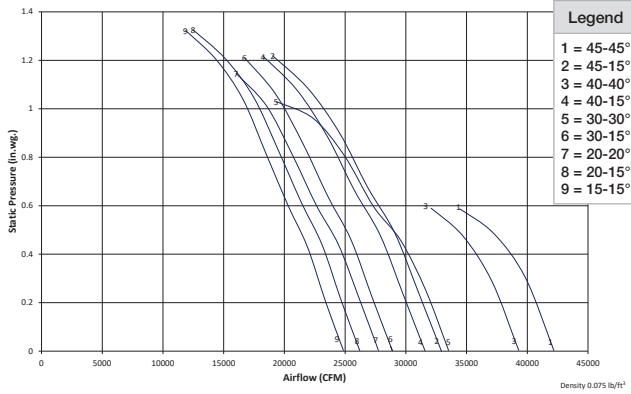
Sound power level ratings and A-weighted sound power ratings are shown in decibels, referred to 10<sup>-12</sup> watts, calculated per AMCA Standard 301. Values shown are for (inlet LWi or inlet LWiA) sound power levels for installation type B: free inlet, ducted outlet. The AMCA International Certified Ratings Seal for sound applies to LWA values only. dBA sound pressure values are weighted with 11.5 dB attenuation based on 5 feet from the fan in a hemispherical free field and are not licensed by AMCA International.

### Sound Data

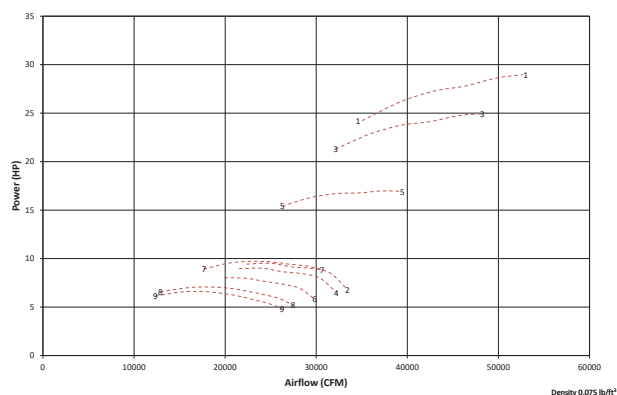
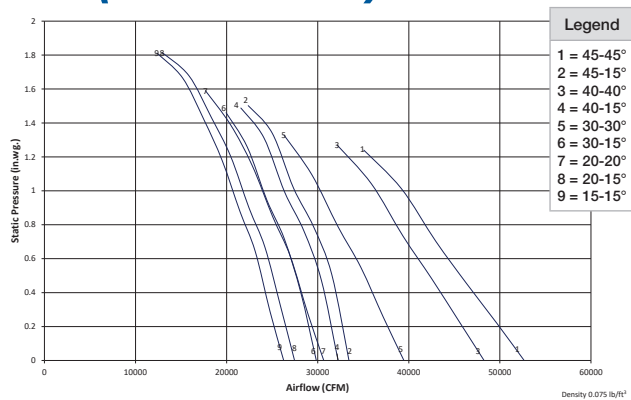
1770 RPM Blade Pitch	W2		W4	
	% WOV	LwA	% WOV	LwA
45-45°	100	110	100	111
	93	110	94	111
	74	111	75	113
45-15°	100	105	100	105
	94	104	95	106
40-40°	70	105	72	106
	100	108	100	109
40-15°	92	109	94	109
	73	110	74	112
30-30°	100	104	100	105
	93	104	94	105
30-15°	70	104	72	106
	100	106	100	107
20-20°	91	106	94	107
	71	106	73	109
20-15°	100	103	100	104
	92	103	94	105
15-15°	69	103	71	106
	100	103	100	104
15-15°	90	103	94	105
	69	103	71	107
15-15°	100	102	100	104
	91	102	94	104
15-15°	68	102	71	106
	100	101	100	103
15-15°	90	101	94	103
	68	102	70	106



## W2 (1450 RPM)



## W4 (1450 RPM)



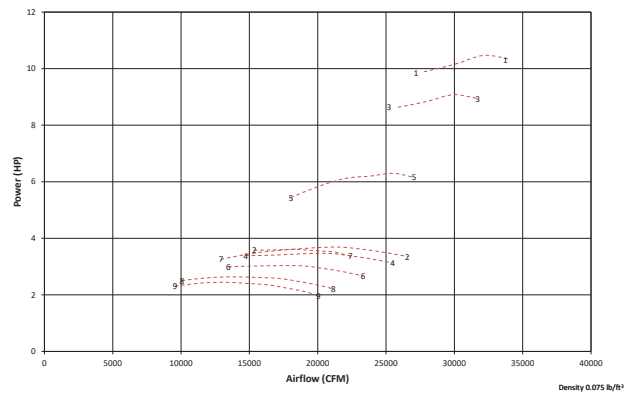
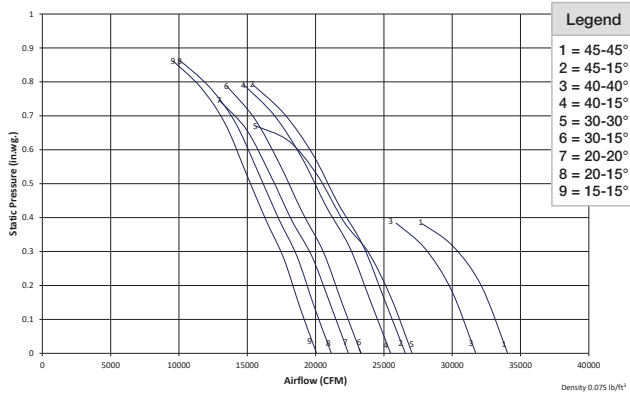
Performance shown is for installation type B: free inlet, ducted outlet. Performance ratings do not include the effects of appurtenances (accessories).

Sound power level ratings and A-weighted sound power ratings are shown in decibels, referred to 10<sup>-12</sup> watts, calculated per AMCA Standard 301. Values shown are for (inlet LWi or inlet LWiA) sound power levels for installation type B: free inlet, ducted outlet. The AMCA International Certified Ratings Seal for sound applies to LWA values only. dBA sound pressure values are weighted with 11.5 dB attenuation based on 5 feet from the fan in a hemispherical free field and are not licensed by AMCA International.

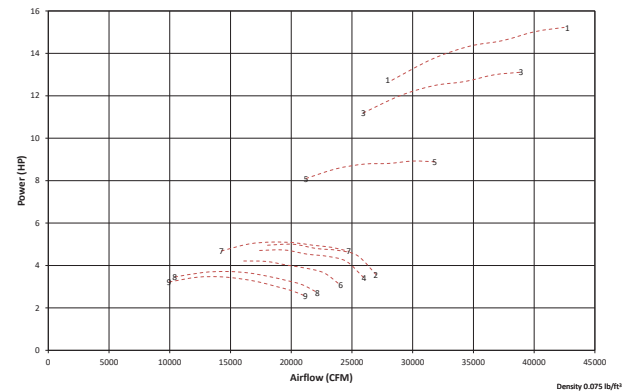
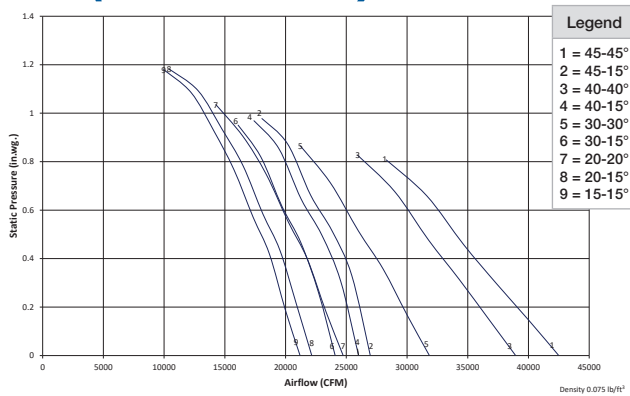
### Sound Data

1450 RPM Blade Pitch	W2		W4	
	% WOV	LwA	% WOV	LwA
45-45°	100	105	100	106
	93	106	94	106
	74	106	75	108
45-15°	100	100	100	101
	94	99	95	101
	70	100	72	101
40-40°	100	104	100	105
	92	104	94	105
	73	105	74	107
40-15°	100	99	100	100
	93	99	94	100
	70	100	72	101
30-30°	100	101	100	102
	91	101	94	102
	71	102	73	105
30-15°	100	98	100	100
	92	98	94	100
	69	99	71	101
20-20°	100	98	100	100
	90	98	94	100
	69	99	71	102
20-15°	100	97	100	99
	91	97	94	99
	68	98	71	101
15-15°	100	97	100	99
	90	97	94	99
	68	98	70	101

## W2 (1170 RPM)



## W4 (1170 RPM)



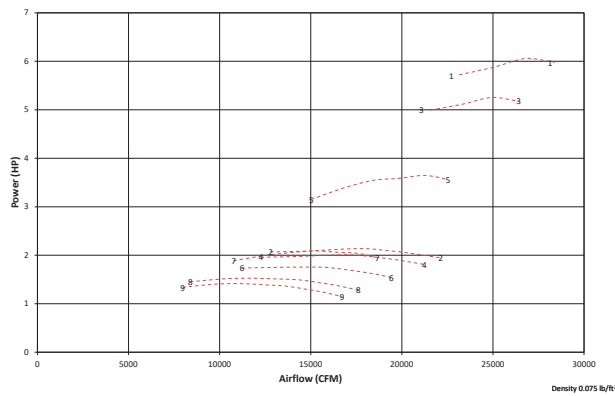
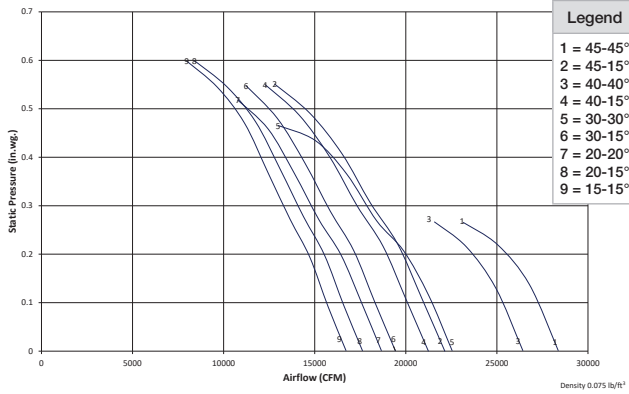
Performance shown is for installation type B: free inlet, ducted outlet. Performance ratings do not include the effects of appurtenances (accessories).

Sound power level ratings and A-weighted sound power ratings are shown in decibels, referred to 10<sup>-12</sup> watts, calculated per AMCA Standard 301. Values shown are for (inlet LWi or inlet LWiA) sound power levels for installation type B: free inlet, ducted outlet. The AMCA International Certified Ratings Seal for sound applies to LWA values only. dBA sound pressure values are weighted with 11.5 dB attenuation based on 5 feet from the fan in a hemispherical free field and are not licensed by AMCA International.

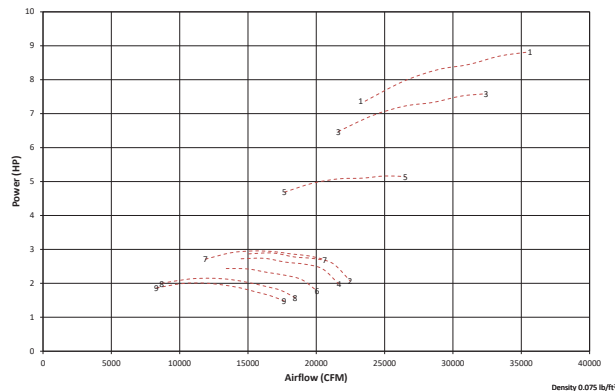
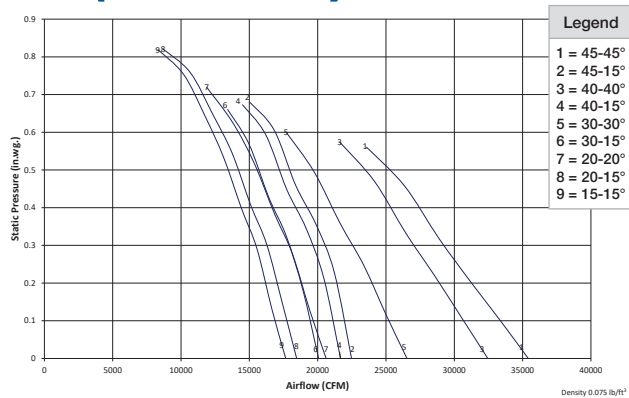
### Sound Data

1170 RPM Blade Pitch	W2		W4	
	% WOV	LwA	% WOV	LwA
45-45°	100	100	100	102
	93	101	94	101
	74	101	75	103
45-15°	100	95	100	96
	94	94	95	96
40-40°	70	96	72	96
	100	99	100	100
40-15°	92	99	94	100
	73	100	74	102
30-30°	100	94	100	95
	93	94	94	95
30-15°	70	95	72	97
	100	96	100	98
20-20°	91	96	94	98
	71	97	73	100
20-15°	100	93	100	95
	92	93	94	95
15-15°	69	94	71	96
	100	93	100	95
15-15°	90	94	94	95
	69	95	71	98
15-15°	100	93	100	94
	91	92	94	94
15-15°	68	94	71	96
	100	92	100	94
15-15°	90	92	94	94
	68	94	70	96

## W2 (975 RPM)



## W4 (975 RPM)



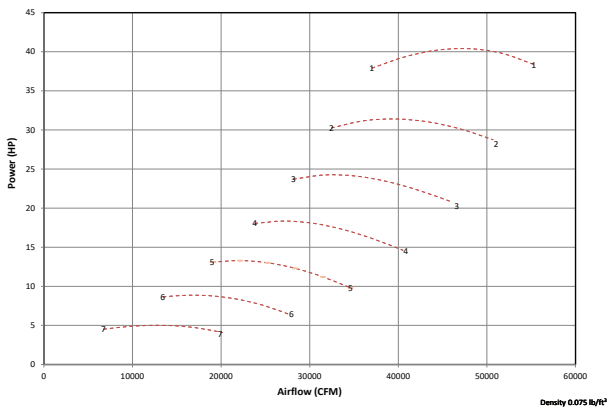
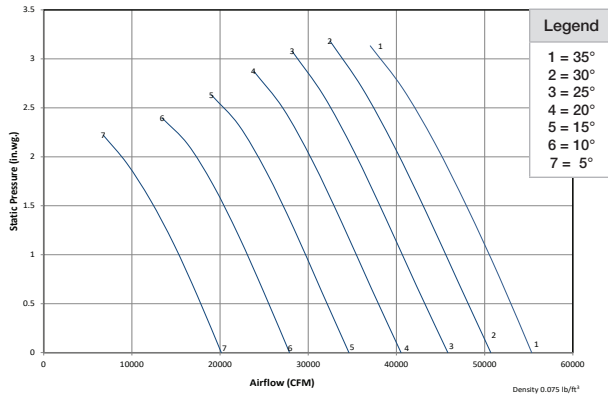
Performance shown is for installation type B: free inlet, ducted outlet. Performance ratings do not include the effects of appurtenances (accessories).

Sound power level ratings and A-weighted sound power ratings are shown in decibels, referred to 10<sup>-12</sup> watts, calculated per AMCA Standard 301. Values shown are for (inlet LWi or inlet LWiA) sound power levels for installation type B: free inlet, ducted outlet. The AMCA International Certified Ratings Seal for sound applies to LWA values only. dBA sound pressure values are weighted with 11.5 dB attenuation based on 5 feet from the fan in a hemispherical free field and are not licensed by AMCA International.

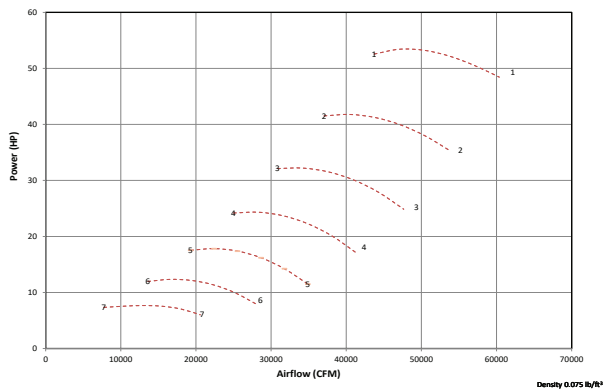
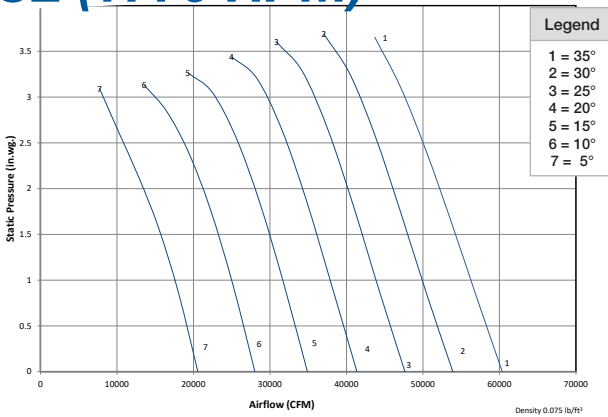
### Sound Data

975 RPM Blade Pitch	W2		W4	
	% WOV	LwA	% WOV	LwA
45-45°	100	101	100	96
	93	102	94	96
	74	102	75	97
45-15°	100	91	100	92
	90	91	90	92
	70	92	65	95
40-40°	100	99	100	95
	92	100	92	95
	73	100	73	96
40-15°	100	91	100	92
	90	90	89	92
	69	91	65	95
30-30°	100	95	100	93
	91	96	89	93
	70	96	70	95
30-15°	100	90	100	91
	90	90	88	91
	69	91	65	94
20-20°	100	91	100	91
	91	92	86	91
	68	93	66	94
20-15°	100	90	100	90
	90	90	86	90
	68	91	65	94
15-15°	100	90	100	90
	90	90	85	90
	67	91	65	94

## C1 (1770 RPM)



## C2 (1770 RPM)



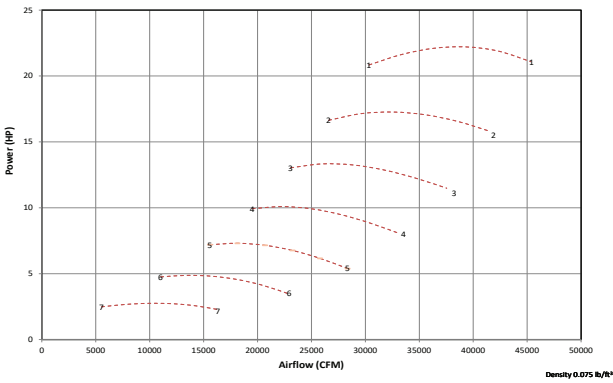
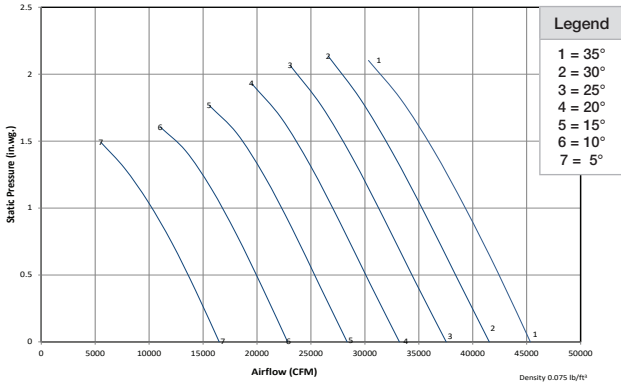
Performance shown is for installation type B: free inlet, ducted outlet. Performance ratings do not include the effects of appurtenances (accessories).

Sound power level ratings and A-weighted sound power ratings are shown in decibels, referred to 10<sup>-12</sup> watts, calculated per AMCA Standard 301. Values shown are for (inlet LWi or inlet LWiA) sound power levels for installation type B: free inlet, ducted outlet. The AMCA International Certified Ratings Seal for sound applies to LWA values only. dBA sound pressure values are weighted with 11.5 dB attenuation based on 5 feet from the fan in a hemispherical free field and are not licensed by AMCA International.

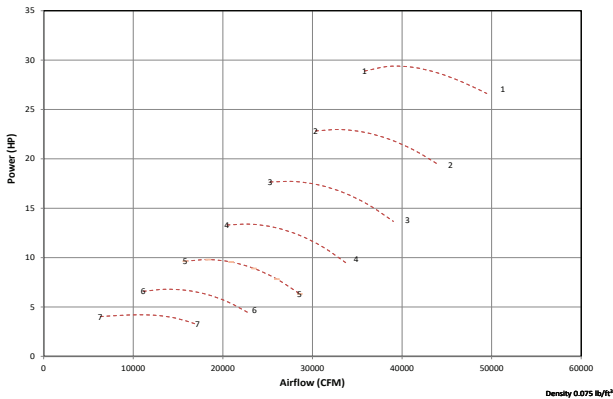
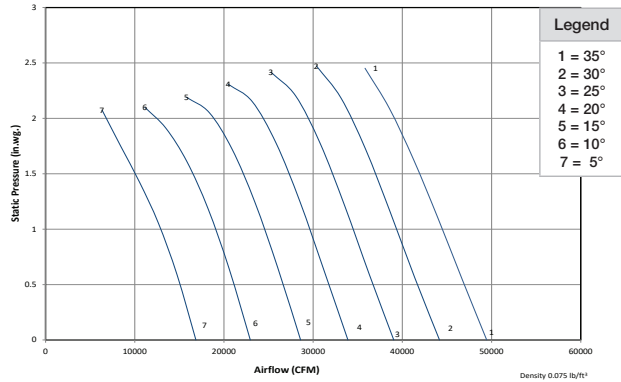
## Sound Data

1770 RPM	C1		C2	
	% WOV	LwA	% WOV	LwA
35°	0	107	0	108
	50	108	50	109
	100	108	100	109
30°	0	106	0	107
	50	106	50	108
	100	106	100	107
25°	0	104	0	106
	50	104	50	106
	100	104	100	106
20°	0	103	0	105
	50	103	50	105
	100	105	100	107
15°	0	102	0	104
	50	102	50	104
	100	107	100	108
10°	0	104	0	106
	50	104	50	106
	100	106	100	106
5°	0	106	0	108
	50	107	50	108
	100	105	100	105

## C1 (1450 RPM)



## C2 (1450 RPM)



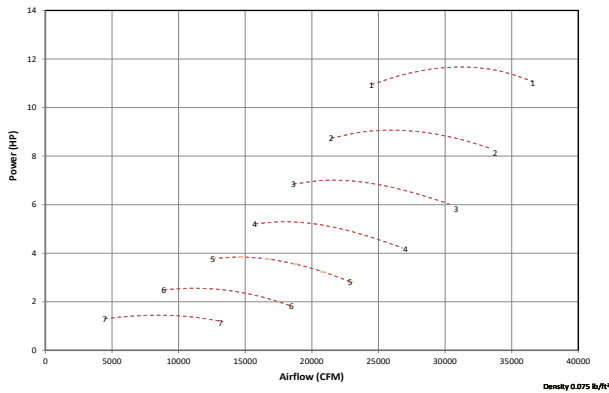
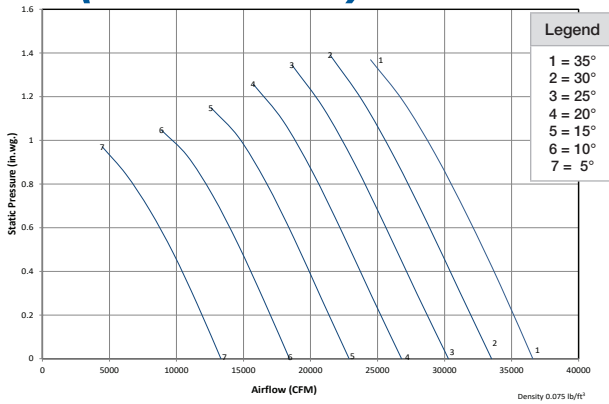
Performance shown is for installation type B: free inlet, ducted outlet. Performance ratings do not include the effects of appurtenances (accessories).

Sound power level ratings and A-weighted sound power ratings are shown in decibels, referred to 10<sup>-12</sup> watts, calculated per AMCA Standard 301. Values shown are for (inlet LWi or inlet LWiA) sound power levels for installation type B: free inlet, ducted outlet. The AMCA International Certified Ratings Seal for sound applies to LWA values only. dBA sound pressure values are weighted with 11.5 dB attenuation based on 5 feet from the fan in a hemispherical free field and are not licensed by AMCA International.

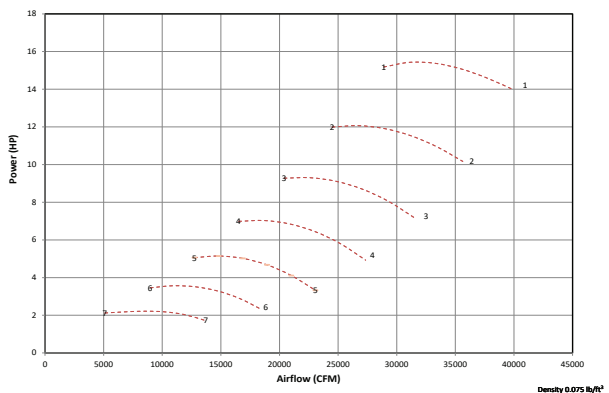
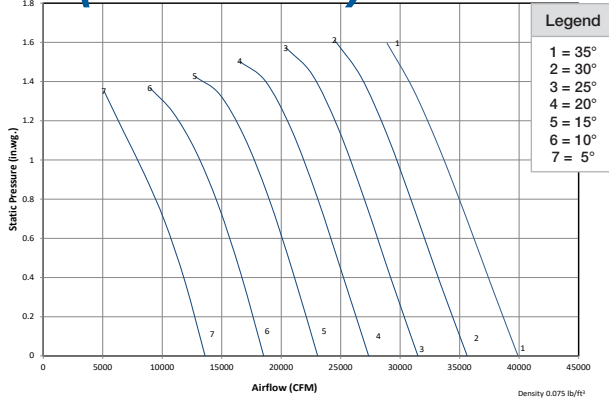
### Sound Data

1450 RPM	C1		C2	
	Blade Pitch	% WOV	LwA	% WOV
35°	0	102	0	103
	50	103	50	104
	100	103	100	103
30°	0	101	0	102
	50	101	50	103
	100	101	100	102
25°	0	99	0	101
	50	99	50	101
	100	99	100	101
20°	0	98	0	100
	50	98	50	100
	100	100	100	102
15°	0	97	0	99
	50	96	50	99
	100	102	100	102
10°	0	99	0	101
	50	99	50	101
	100	100	100	101
5°	0	100	0	102
	50	101	50	102
	100	99	100	100

## C1 (1170 RPM)



## C2 (1170 RPM)



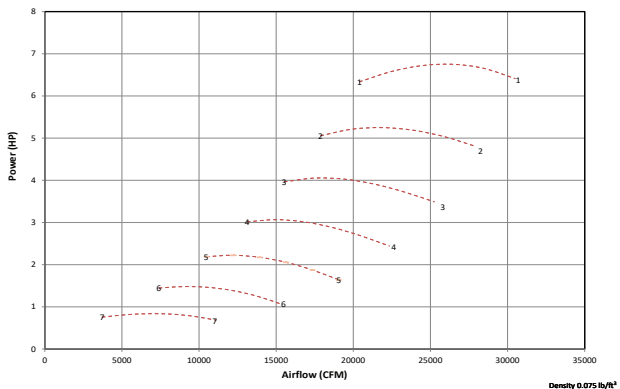
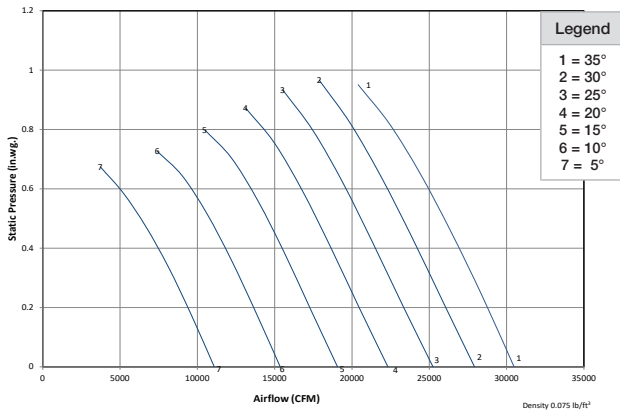
Performance shown is for installation type B: free inlet, ducted outlet. Performance ratings do not include the effects of appurtenances (accessories).

Sound power level ratings and A-weighted sound power ratings are shown in decibels, referred to 10<sup>-12</sup> watts, calculated per AMCA Standard 301. Values shown are for (inlet LWi or inlet LWiA) sound power levels for installation type B: free inlet, ducted outlet. The AMCA International Certified Ratings Seal for sound applies to LWA values only. dBA sound pressure values are weighted with 11.5 dB attenuation based on 5 feet from the fan in a hemispherical free field and are not licensed by AMCA International.

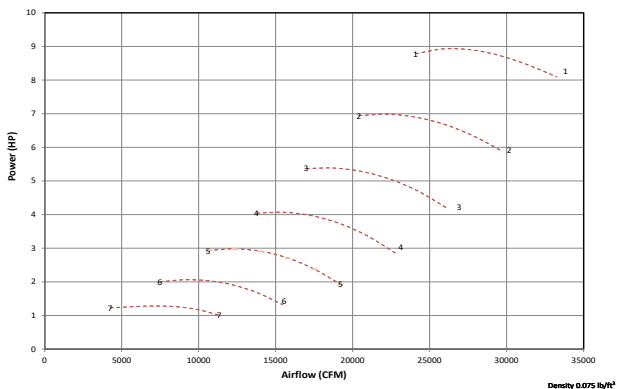
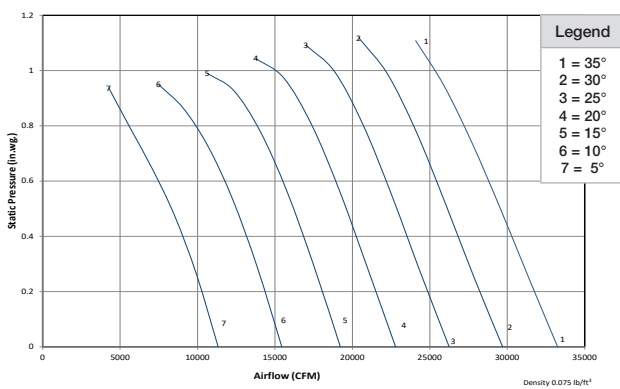
### Sound Data

1170 RPM	C1		C2	
	% WOV	LwA	% WOV	LwA
35°	0	97	0	98
	50	98	50	99
	100	98	100	98
30°	0	95	0	97
	50	96	50	97
	100	96	100	97
25°	0	94	0	95
	50	94	50	96
	100	94	100	96
20°	0	93	0	95
	50	93	50	95
	100	95	100	96
15°	0	92	0	94
	50	91	50	94
	100	97	100	97
10°	0	94	0	95
	50	93	50	95
	100	95	100	96
5°	0	95	0	97
	50	96	50	97
	100	93	100	94

## C1 (975 RPM)



## C2 (975 RPM)



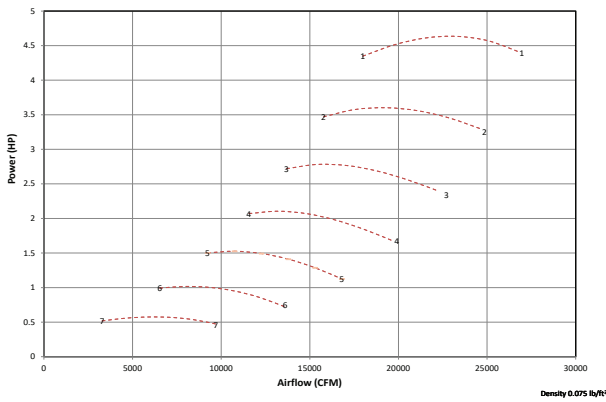
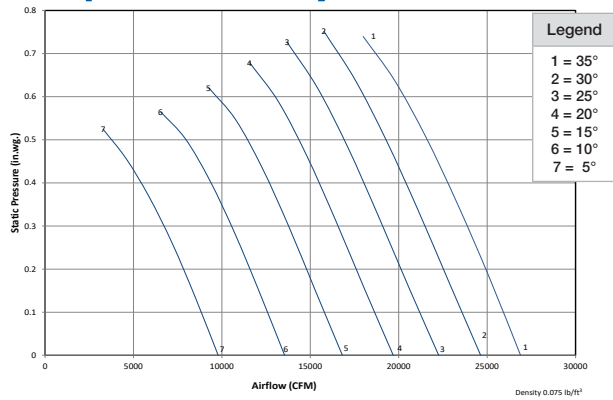
Performance shown is for installation type B: free inlet, ducted outlet. Performance ratings do not include the effects of appurtenances (accessories).

Sound power level ratings and A-weighted sound power ratings are shown in decibels, referred to 10<sup>-12</sup> watts, calculated per AMCA Standard 301. Values shown are for (inlet LWi or inlet LWiA) sound power levels for installation type B: free inlet, ducted outlet. The AMCA International Certified Ratings Seal for sound applies to LWA values only. dBA sound pressure values are weighted with 11.5 dB attenuation based on 5 feet from the fan in a hemispherical free field and are not licensed by AMCA International.

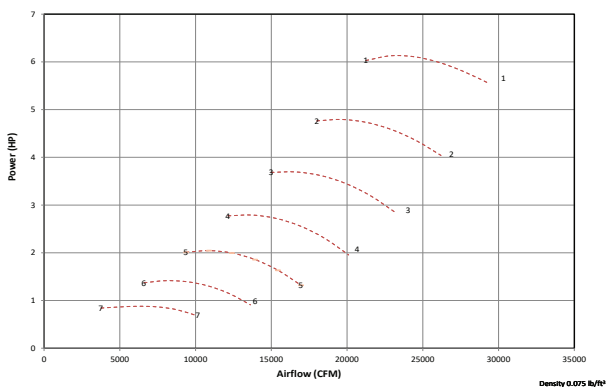
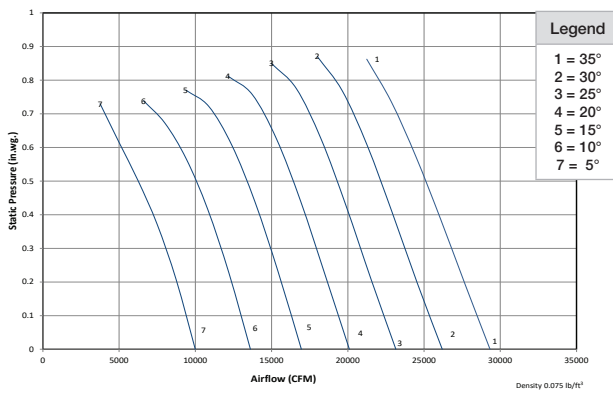
### Sound Data

975 RPM	C1		C2	
	% WOV	LwA	% WOV	LwA
35°	0	92	0	93
	50	93	50	94
	100	93	100	94
30°	0	91	0	92
	50	91	50	93
	100	91	100	92
25°	0	89	0	91
	50	89	50	91
	100	89	100	91
20°	0	88	0	90
	50	88	50	90
	100	90	100	92
15°	0	87	0	89
	50	86	50	89
	100	92	100	93
10°	0	89	0	91
	50	89	50	91
	100	90	100	91
5°	0	91	0	93
	50	91	50	93
	100	89	100	90

## C1 (860 RPM)



## C2 (860 RPM)



Performance shown is for installation type B: free inlet, ducted outlet. Performance ratings do not include the effects of appurtenances (accessories).

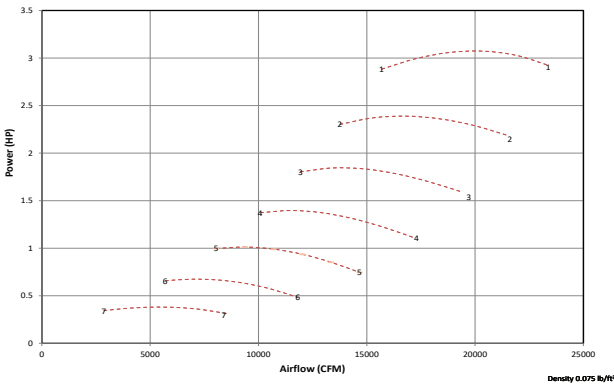
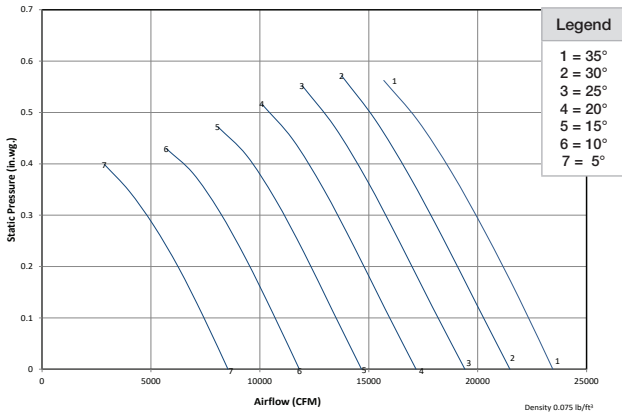
Sound power level ratings and A-weighted sound power ratings are shown in decibels, referred to 10<sup>-12</sup> watts, calculated per AMCA Standard 301. Values shown are for (inlet LWi or inlet LWiA) sound power levels for installation type B: free inlet, ducted outlet. The AMCA International Certified Ratings Seal for sound applies to LWA values only. dBA sound pressure values are weighted with 11.5 dB attenuation based on 5 feet from the fan in a hemispherical free field and are not licensed by AMCA International.

### Sound Data

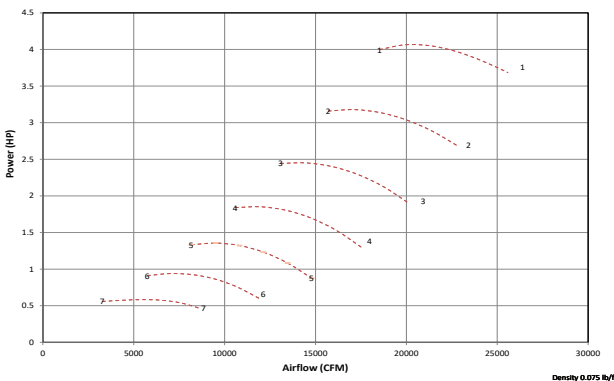
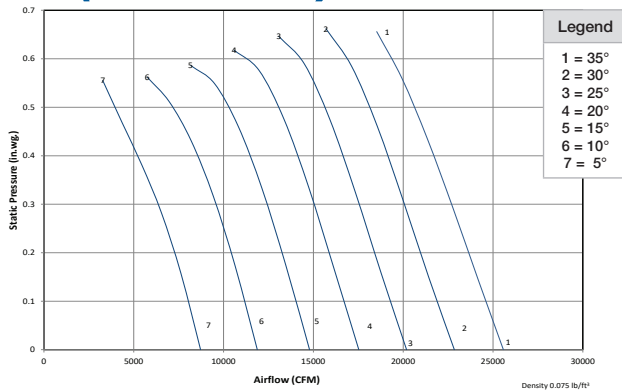
860 RPM Blade Pitch	C1		C2	
	% WOV	LwA	% WOV	LwA
35°	0	89	0	90
	50	90	50	91
	100	90	100	90
30°	0	87	0	89
	50	88	50	89
	100	88	100	89
25°	0	86	0	88
	50	86	50	88
	100	86	100	88
20°	0	85	0	87
	50	85	50	87
	100	87	100	89
15°	0	84	0	86
	50	83	50	86
	100	89	100	89
10°	0	86	0	88
	50	86	50	88
	100	87	100	88
5°	0	88	0	90
	50	88	50	89
	100	85	100	86



## C1 (750 RPM)



## C2 (750 RPM)



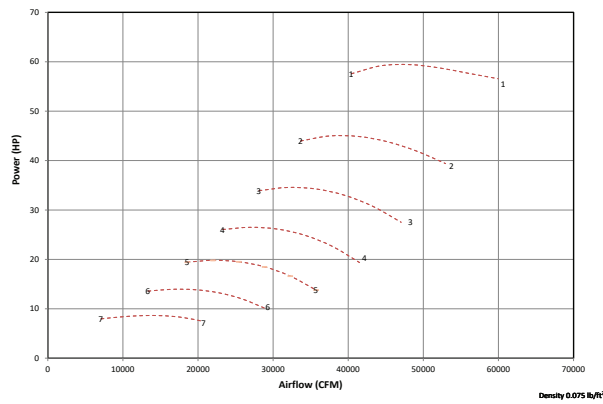
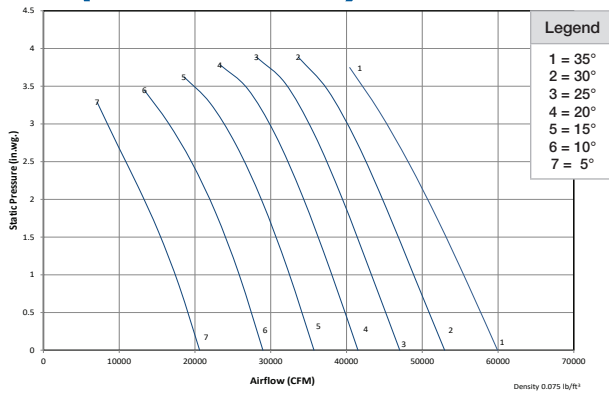
Performance shown is for installation type B: free inlet, ducted outlet. Performance ratings do not include the effects of appurtenances (accessories).

Sound power level ratings and A-weighted sound power ratings are shown in decibels, referred to 10<sup>-12</sup> watts, calculated per AMCA Standard 301. Values shown are for (inlet LWi or inlet LWiA) sound power levels for installation type B: free inlet, ducted outlet. The AMCA International Certified Ratings Seal for sound applies to LWA values only. dBA sound pressure values are weighted with 11.5 dB attenuation based on 5 feet from the fan in a hemispherical free field and are not licensed by AMCA International.

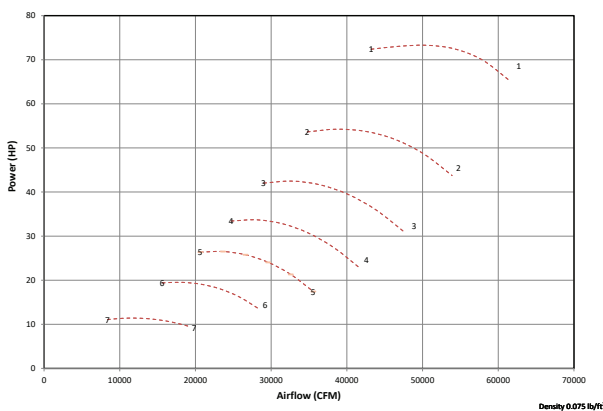
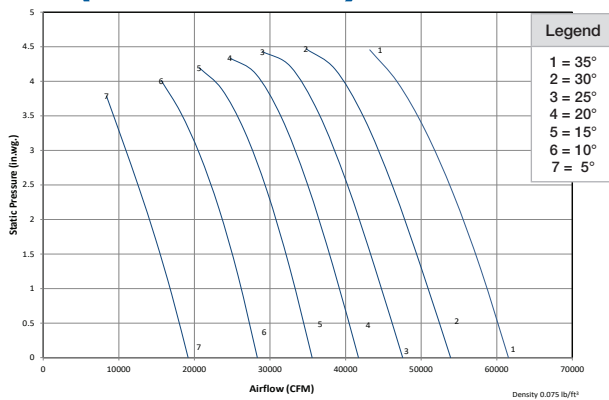
### Sound Data

750 RPM	C1		C2	
	Blade Pitch	% WOV	LwA	% WOV
35°	0	85	0	87
	50	86	50	87
	100	87	100	87
30°	0	84	0	85
	50	84	50	86
	100	84	100	86
25°	0	82	0	84
	50	82	50	84
	100	82	100	84
20°	0	82	0	83
	50	81	50	83
	100	84	100	85
15°	0	81	0	83
	50	80	50	82
	100	85	100	86
10°	0	82	0	84
	50	82	50	84
	100	83	100	84
5°	0	84	0	86
	50	84	50	86
	100	81	100	82

## C3 (1770 RPM)



## C4 (1770 RPM)



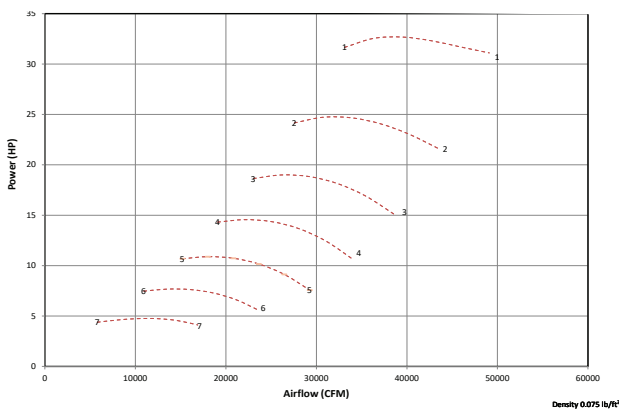
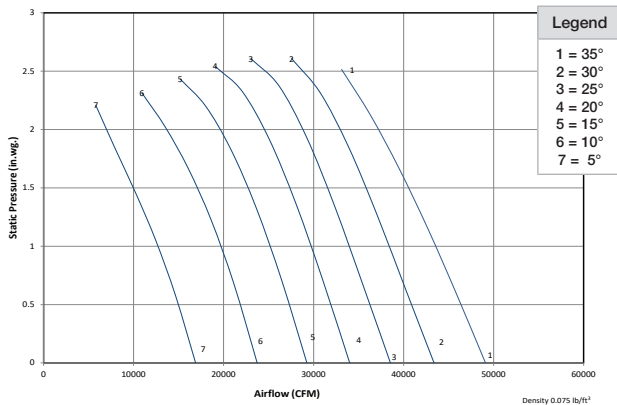
Performance shown is for installation type B: free inlet, ducted outlet. Performance ratings do not include the effects of appurtenances (accessories).

Sound power level ratings and A-weighted sound power ratings are shown in decibels, referred to 10<sup>-12</sup> watts, calculated per AMCA Standard 301. Values shown are for (inlet LWi or inlet LWiA) sound power levels for installation type B: free inlet, ducted outlet. The AMCA International Certified Ratings Seal for sound applies to LWA values only. dBA sound pressure values are weighted with 11.5 dB attenuation based on 5 feet from the fan in a hemispherical free field and are not licensed by AMCA International.

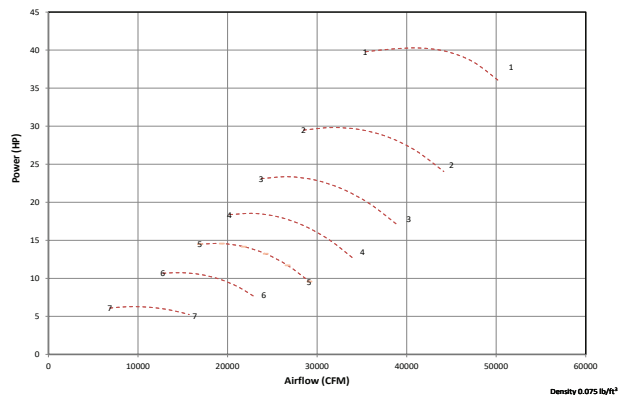
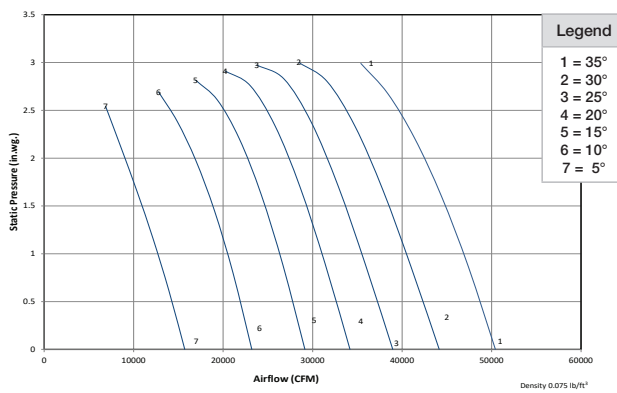
### Sound Data

1770 RPM	C3		C4	
	% WOV	LwA	% WOV	LwA
35°	0	108	0	110
	50	108	50	109
	100	107	100	108
30°	0	107	0	109
	50	106	50	108
	100	106	100	107
25°	0	106	0	108
	50	105	50	106
	100	104	100	106
20°	0	105	0	107
	50	104	50	106
	100	106	100	107
15°	0	105	0	107
	50	104	50	106
	100	108	100	109
10°	0	106	0	108
	50	106	50	107
	100	107	100	108
5°	0	108	0	109
	50	108	50	109
	100	107	100	108

## C3 (1450 RPM)



## C4 (1450 RPM)



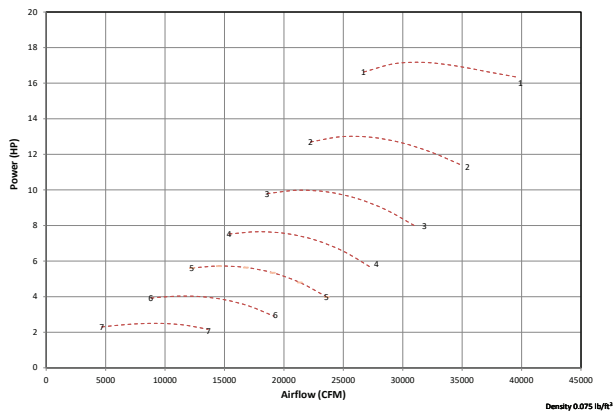
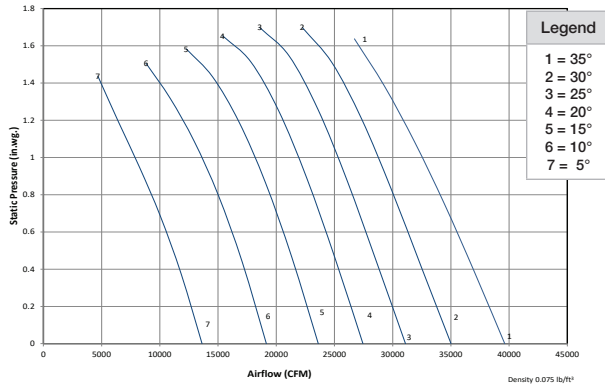
Performance shown is for installation type B: free inlet, ducted outlet. Performance ratings do not include the effects of appurtenances (accessories).

Sound power level ratings and A-weighted sound power ratings are shown in decibels, referred to 10<sup>-12</sup> watts, calculated per AMCA Standard 301. Values shown are for (inlet LWi or inlet LWiA) sound power levels for installation type B: free inlet, ducted outlet. The AMCA International Certified Ratings Seal for sound applies to LWA values only. dBA sound pressure values are weighted with 11.5 dB attenuation based on 5 feet from the fan in a hemispherical free field and are not licensed by AMCA International.

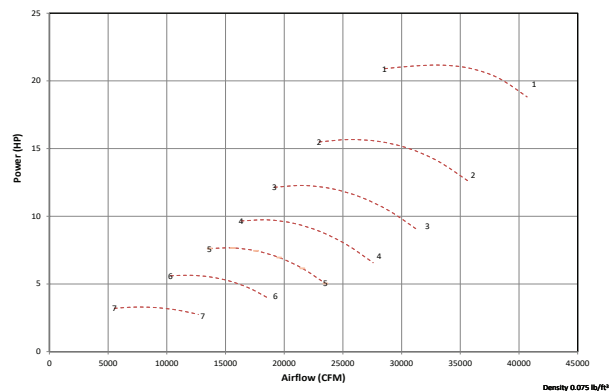
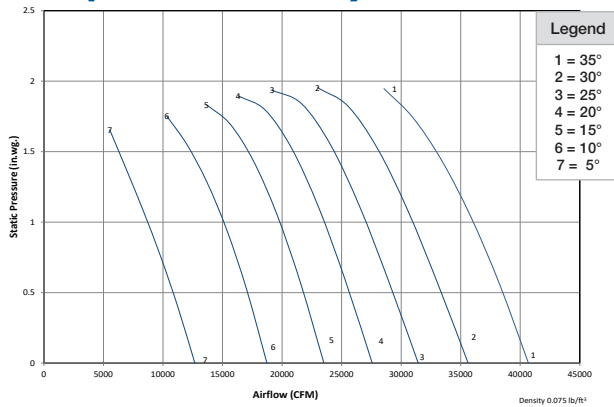
### Sound Data

1450 RPM	C3		C4	
	Blade Pitch	% WOV	LwA	% WOV
35°	0	102	0	104
	50	102	50	103
	100	101	100	102
30°	0	101	0	103
	50	101	50	102
	100	100	100	101
25°	0	100	0	102
	50	99	50	100
	100	99	100	100
20°	0	100	0	102
	50	99	50	100
	100	101	100	102
15°	0	100	0	102
	50	99	50	101
	100	103	100	103
10°	0	101	0	103
	50	101	50	102
	100	102	100	103
5°	0	103	0	104
	50	103	50	104
	100	102	100	103

## C3 (1170 RPM)



## C4 (1170 RPM)



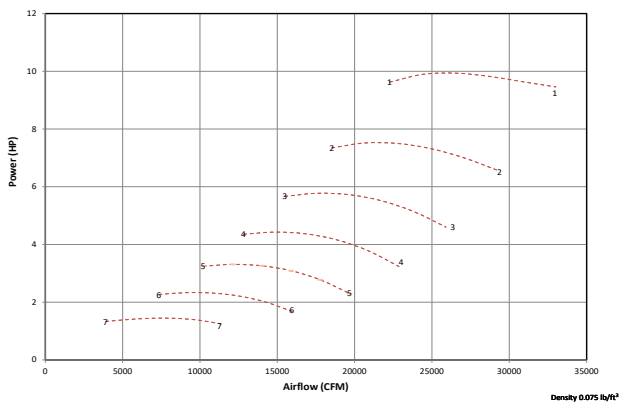
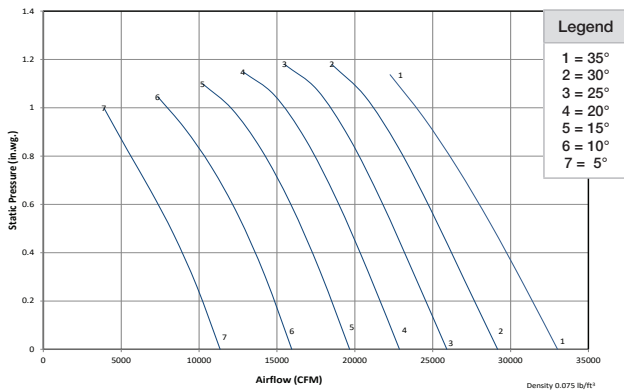
Performance shown is for installation type B: free inlet, ducted outlet. Performance ratings do not include the effects of appurtenances (accessories).

Sound power level ratings and A-weighted sound power ratings are shown in decibels, referred to 10<sup>-12</sup> watts, calculated per AMCA Standard 301. Values shown are for (inlet LWi or inlet LWiA) sound power levels for installation type B: free inlet, ducted outlet. The AMCA International Certified Ratings Seal for sound applies to LWA values only. dBA sound pressure values are weighted with 11.5 dB attenuation based on 5 feet from the fan in a hemispherical free field and are not licensed by AMCA International.

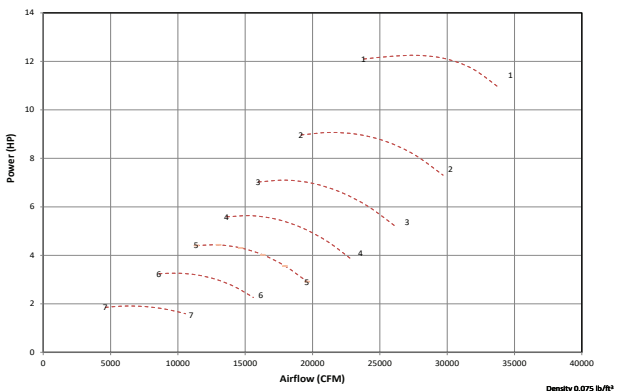
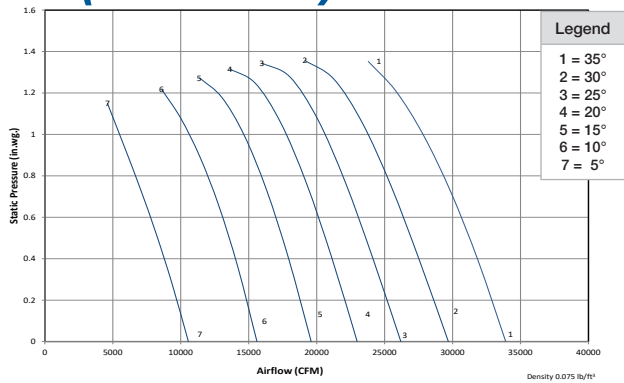
### Sound Data

1170 RPM	C3		C4	
	% WOV	LwA	% WOV	LwA
35°	0	97	0	99
	50	97	50	98
	100	96	100	97
30°	0	96	0	98
	50	95	50	97
	100	95	100	96
25°	0	95	0	97
	50	94	50	95
	100	93	100	95
20°	0	94	0	97
	50	94	50	95
	100	95	100	96
15°	0	94	0	97
	50	93	50	95
	100	97	100	98
10°	0	96	0	98
	50	95	50	97
	100	96	100	97
5°	0	97	0	99
	50	97	50	98
	100	96	100	97

## C3 (975 RPM)



## C4 (975 RPM)



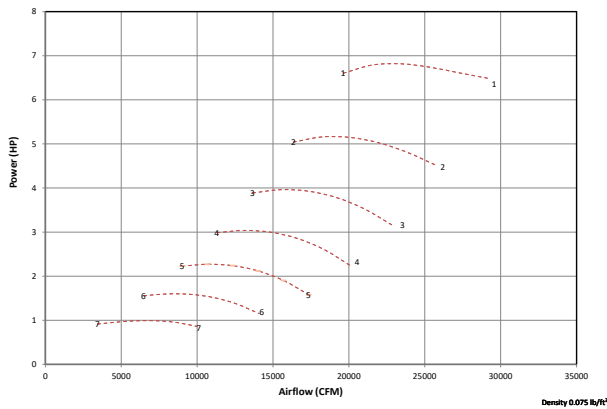
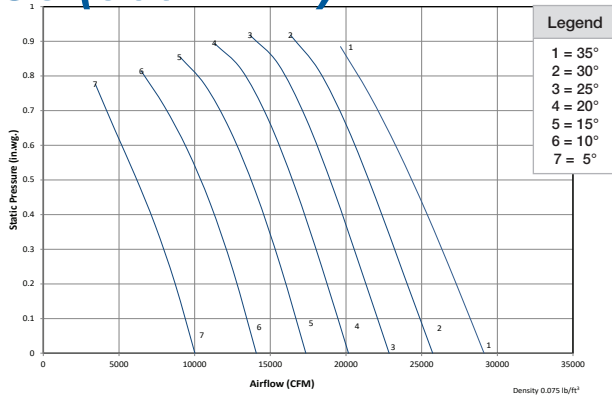
Performance shown is for installation type B: free inlet, ducted outlet. Performance ratings do not include the effects of appurtenances (accessories).

Sound power level ratings and A-weighted sound power ratings are shown in decibels, referred to 10<sup>-12</sup> watts, calculated per AMCA Standard 301. Values shown are for (inlet LWi or inlet LWiA) sound power levels for installation type B: free inlet, ducted outlet. The AMCA International Certified Ratings Seal for sound applies to LWA values only. dBA sound pressure values are weighted with 11.5 dB attenuation based on 5 feet from the fan in a hemispherical free field and are not licensed by AMCA International.

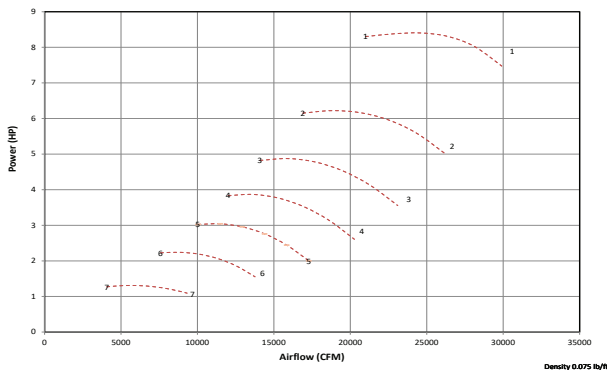
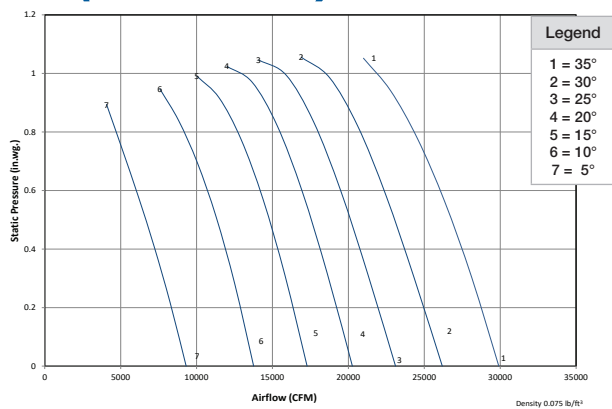
### Sound Data

975 RPM Blade Pitch	C3		C4	
	% WOV	LwA	% WOV	LwA
35°	0	92	0	94
	50	92	50	93
	100	91	100	91
30°	0	91	0	93
	50	90	50	91
	100	90	100	91
25°	0	89	0	92
	50	89	50	90
	100	88	100	90
20°	0	89	0	92
	50	88	50	90
	100	90	100	91
15°	0	89	0	92
	50	88	50	90
	100	92	100	93
10°	0	91	0	93
	50	90	50	92
	100	91	100	92
5°	0	93	0	94
	50	92	50	93
	100	90	100	91

## C3 (860 RPM)



## C4 (860 RPM)



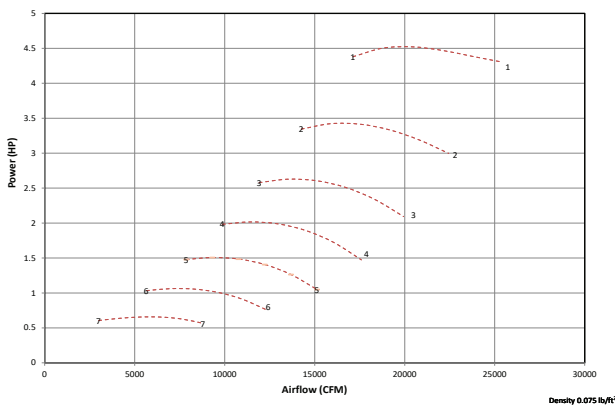
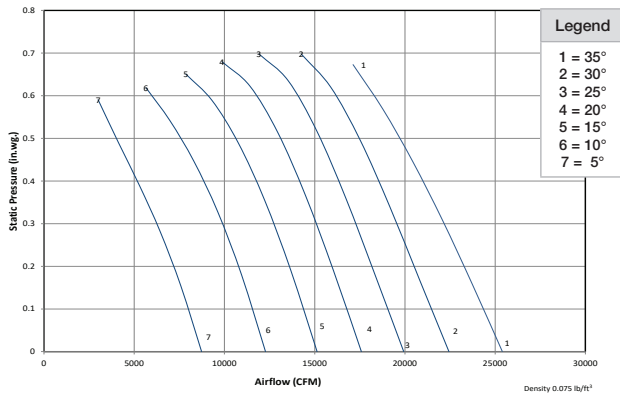
Performance shown is for installation type B: free inlet, ducted outlet. Performance ratings do not include the effects of appurtenances (accessories).

Sound power level ratings and A-weighted sound power ratings are shown in decibels, referred to 10<sup>-12</sup> watts, calculated per AMCA Standard 301. Values shown are for (inlet LWi or inlet LWiA) sound power levels for installation type B: free inlet, ducted outlet. The AMCA International Certified Ratings Seal for sound applies to LWA values only. dBA sound pressure values are weighted with 11.5 dB attenuation based on 5 feet from the fan in a hemispherical free field and are not licensed by AMCA International.

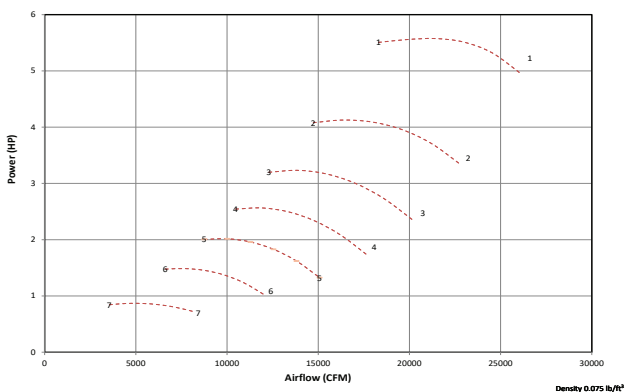
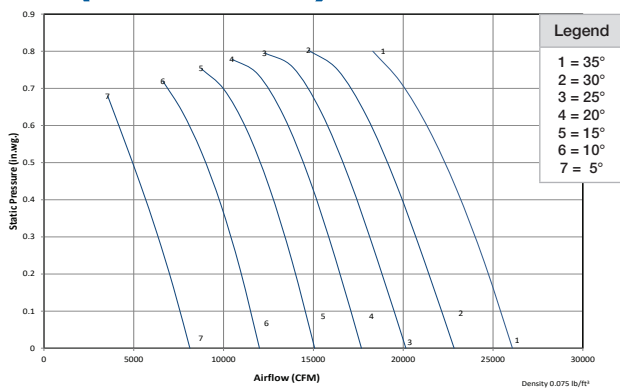
### Sound Data

860 RPM	C3		C4	
	% WOV	LwA	% WOV	LwA
35°	0	89	0	90
	50	89	50	90
	100	88	100	88
30°	0	88	0	90
	50	87	50	88
	100	86	100	87
25°	0	86	0	89
	50	85	50	87
	100	85	100	87
20°	0	86	0	87
	50	85	50	87
	100	87	100	88
15°	0	86	0	86
	50	85	50	87
	100	89	100	89
10°	0	88	0	90
	50	87	50	88
	100	88	100	89
5°	0	90	0	91
	50	89	50	90
	100	87	100	88

## C3 (750 RPM)



## C4 (750 RPM)



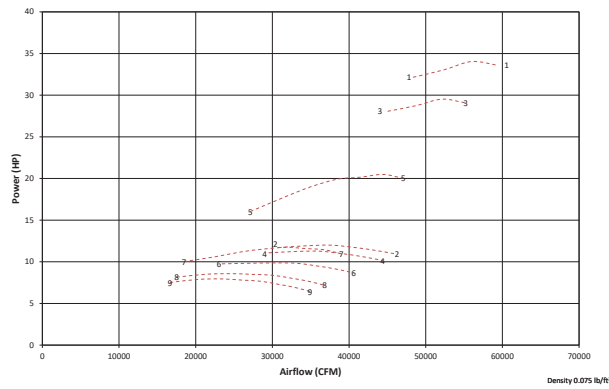
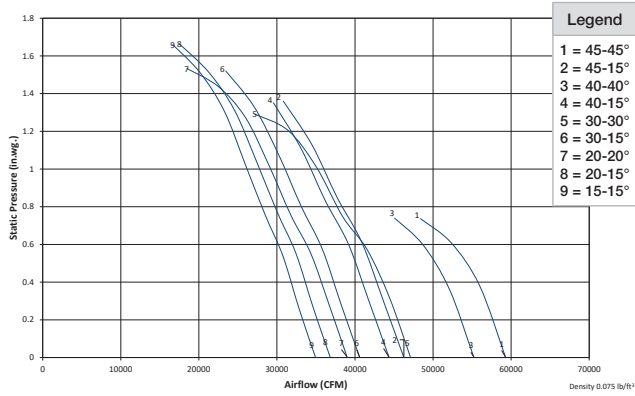
Performance shown is for installation type B: free inlet, ducted outlet. Performance ratings do not include the effects of appurtenances (accessories).

Sound power level ratings and A-weighted sound power ratings are shown in decibels, referred to  $10^{-12}$  watts, calculated per AMCA Standard 301. Values shown are for (inlet LWi or inlet LWiA) sound power levels for installation type B: free inlet, ducted outlet. The AMCA International Certified Ratings Seal for sound applies to LWA values only. dBA sound pressure values are weighted with 11.5 dB attenuation based on 5 feet from the fan in a hemispherical free field and are not licensed by AMCA International.

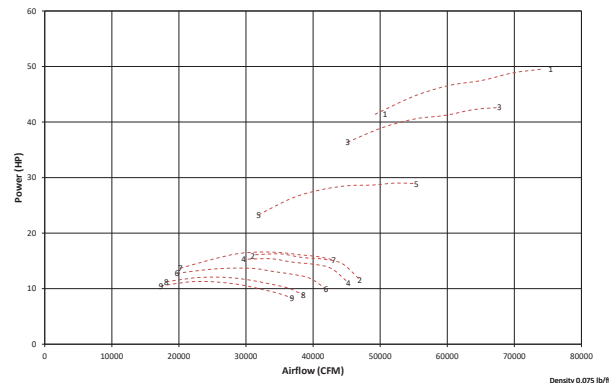
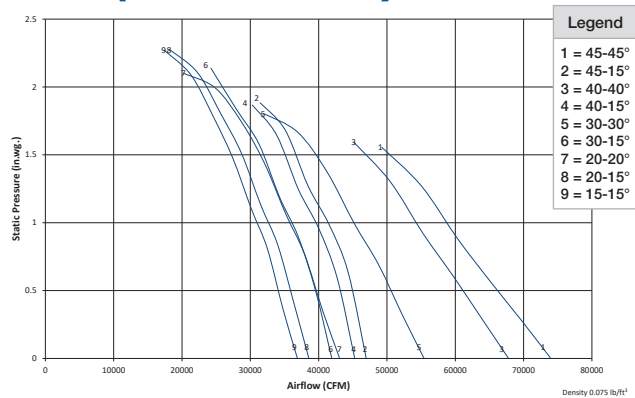
### Sound Data

750 RPM Blade Pitch	C3		C4	
	% WOV	LwA	% WOV	LwA
35°	0	85	0	87
	50	85	50	86
	100	85	100	85
30°	0	84	0	86
	50	83	50	85
	100	83	100	84
25°	0	83	0	85
	50	82	50	83
	100	81	100	83
20°	0	83	0	85
	50	82	50	84
	100	83	100	85
15°	0	83	0	85
	50	82	50	84
	100	85	100	86
10°	0	84	0	86
	50	83	50	85
	100	84	100	85
5°	0	86	0	87
	50	86	50	86
	100	84	100	84

## W2 (1450 RPM)



## W4 (1450 RPM)



Performance shown is for installation type B: free inlet, ducted outlet. Performance ratings do not include the effects of appurtenances (accessories).

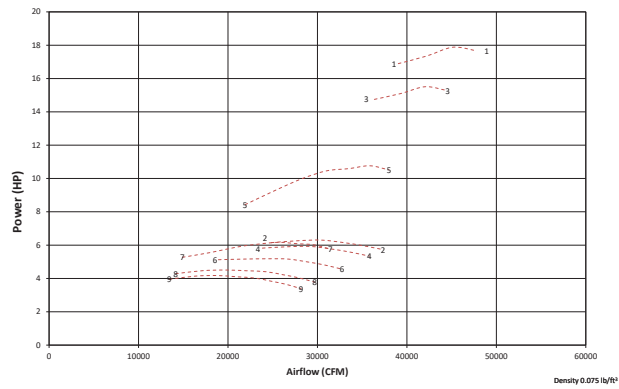
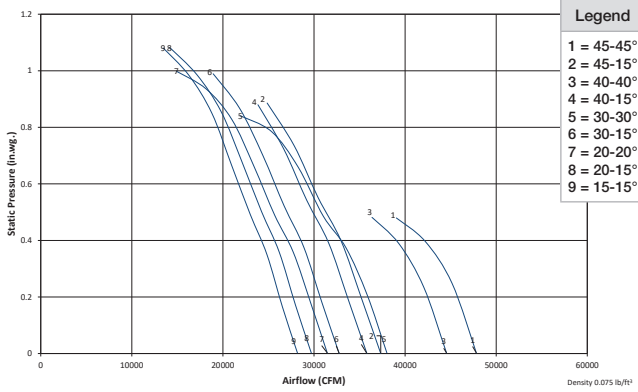
Sound power level ratings and A-weighted sound power ratings are shown in decibels, referred to 10<sup>-12</sup> watts, calculated per AMCA Standard 301. Values shown are for (inlet LWi or inlet LWiA) sound power levels for installation type B: free inlet, ducted outlet. The AMCA International Certified Ratings Seal for sound applies to LWA values only. dBA sound pressure values are weighted with 11.5 dB attenuation based on 5 feet from the fan in a hemispherical free field and are not licensed by AMCA International.

### Sound Data

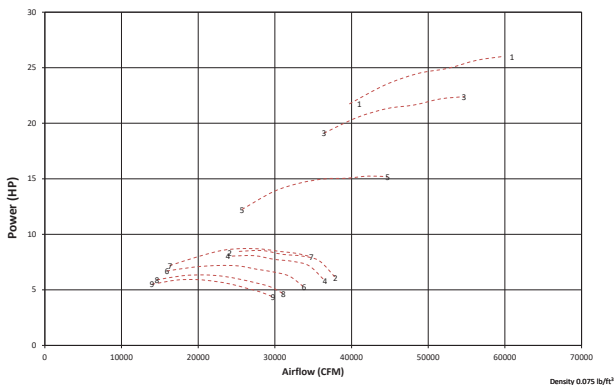
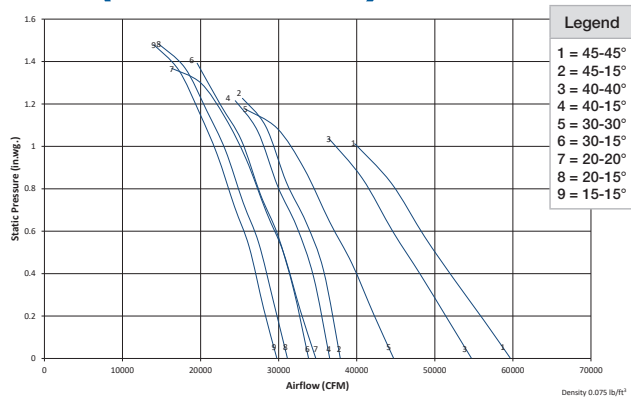
1450 RPM Blade Pitch	W2		W4	
	% WOV	LwA	% WOV	LwA
45-45°	100	105	100	106
	96	105	97	106
	76	104	80	106
45-15°	100	99	100	101
	98	99	99	101
40-40°	70	99	75	101
	100	103	100	105
40-15°	95	103	97	105
	74	103	79	105
30-30°	100	99	100	100
	97	99	99	101
20-20°	69	99	74	101
	100	101	100	97
20-15°	93	101	98	97
	71	101	75	98
15-15°	100	98	100	99
	94	98	99	100
15-15°	68	98	73	101
	100	98	100	100
20-20°	91	98	98	100
	67	99	72	101
20-15°	100	97	100	99
	91	97	99	99
15-15°	66	98	71	100
	100	97	100	98
15-15°	90	97	99	99
	66	98	70	100



## W2 (1170 RPM)



## W4 (1170 RPM)



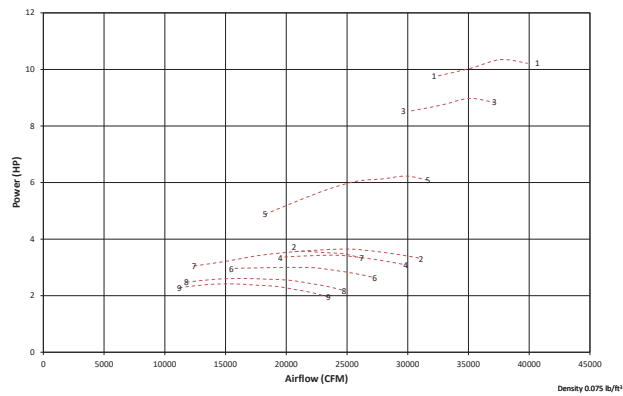
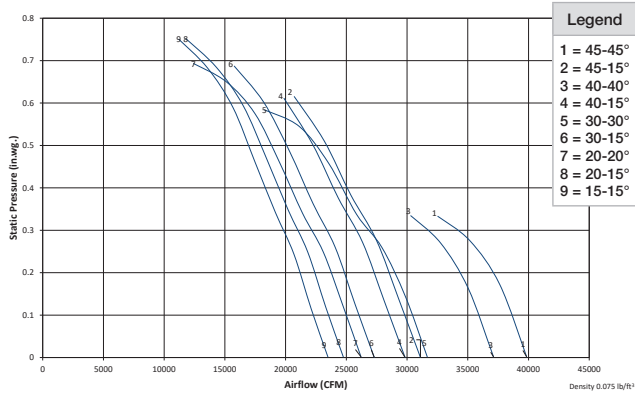
Performance shown is for installation type B: free inlet, ducted outlet. Performance ratings do not include the effects of appurtenances (accessories).

Sound power level ratings and A-weighted sound power ratings are shown in decibels, referred to 10<sup>-12</sup> watts, calculated per AMCA Standard 301. Values shown are for (inlet LWi or inlet LWiA) sound power levels for installation type B: free inlet, ducted outlet. The AMCA International Certified Ratings Seal for sound applies to LWA values only. dBA sound pressure values are weighted with 11.5 dB attenuation based on 5 feet from the fan in a hemispherical free field and are not licensed by AMCA International.

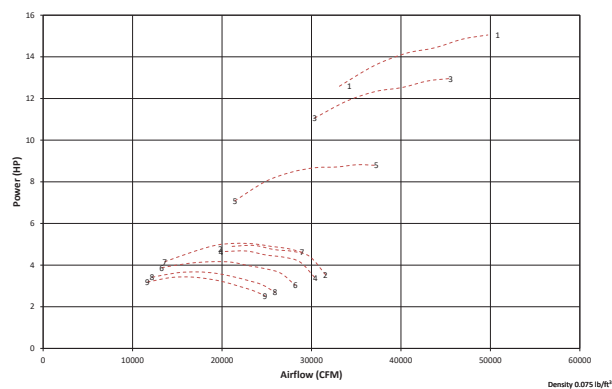
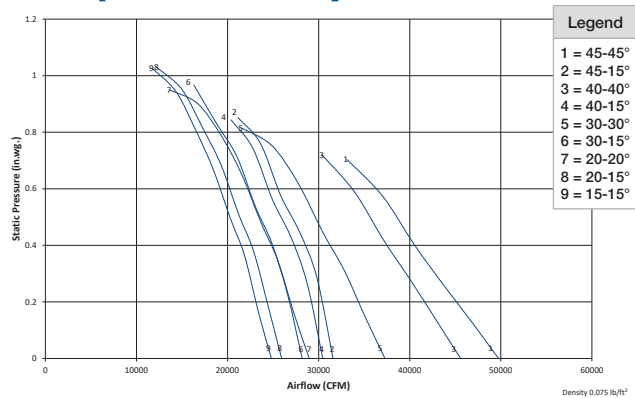
### Sound Data

1170 RPM Blade Pitch	W2		W4	
	% WOV	LwA	% WOV	LwA
45-45°	100	100	100	101
	96	100	97	101
	76	100	80	101
45-15°	100	94	100	96
	98	94	99	96
	70	94	75	96
40-40°	100	99	100	100
	95	99	97	100
	74	98	79	100
40-15°	100	94	100	95
	97	94	99	95
	69	95	74	96
30-30°	100	96	100	97
	93	96	98	97
	71	96	75	98
30-15°	100	93	100	94
	94	93	99	94
	68	94	73	96
20-20°	100	93	100	95
	91	93	98	95
	67	94	72	96
20-15°	100	92	100	94
	91	92	99	94
	66	94	71	96
15-15°	100	92	100	93
	90	92	99	94
	66	94	70	95

## W2 (975 RPM)



## W4 (975 RPM)



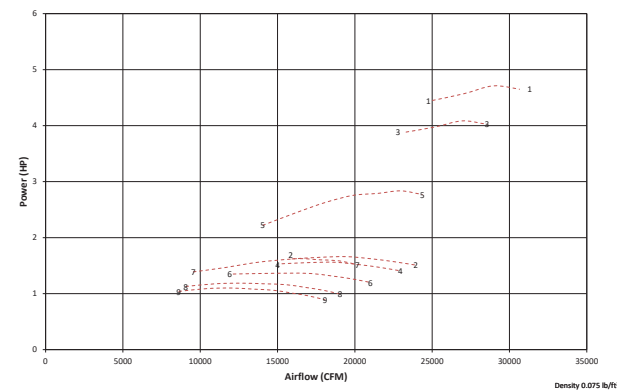
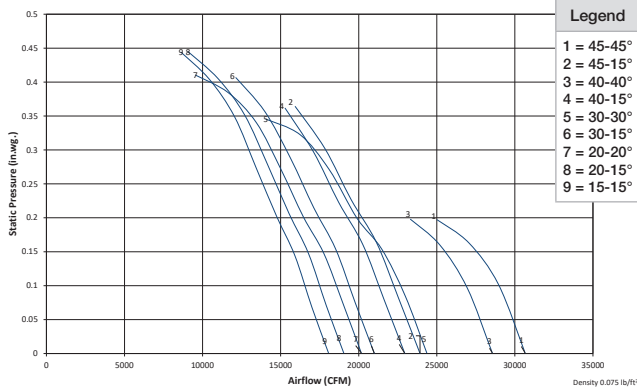
Performance shown is for installation type B: free inlet, ducted outlet. Performance ratings do not include the effects of appurtenances (accessories).

Sound power level ratings and A-weighted sound power ratings are shown in decibels, referred to 10<sup>-12</sup> watts, calculated per AMCA Standard 301. Values shown are for (inlet LWi or inlet LWiA) sound power levels for installation type B: free inlet, ducted outlet. The AMCA International Certified Ratings Seal for sound applies to LWA values only. dBA sound pressure values are weighted with 11.5 dB attenuation based on 5 feet from the fan in a hemispherical free field and are not licensed by AMCA International.

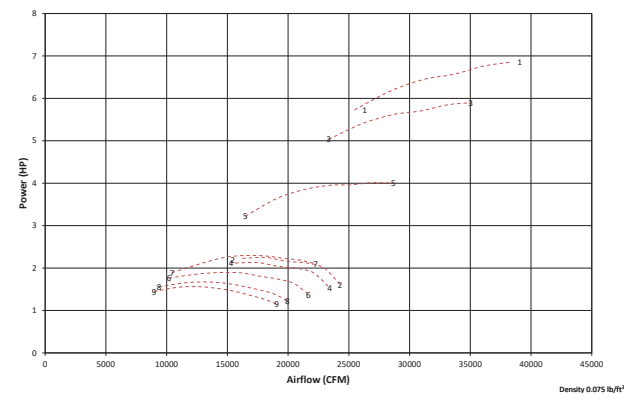
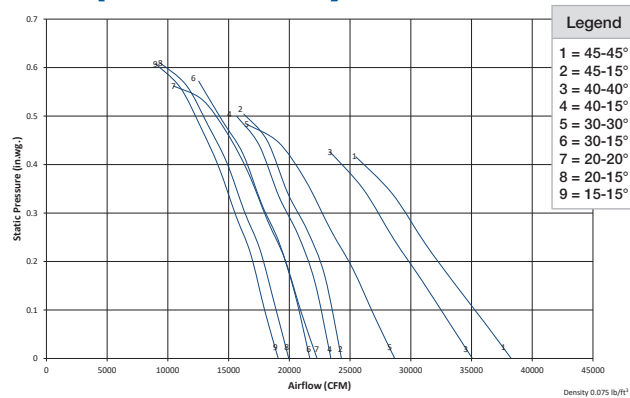
### Sound Data

975 RPM Blade Pitch	W2		W4	
	% WOV	LwA	% WOV	LwA
45-45°	100	106	100	97
	96	106	97	97
	76	105	80	97
45-15°	100	90	100	91
	90	90	90	92
70	90	90	61	96
	100	103	100	96
40-40°	95	103	94	96
	75	103	76	96
40-15°	100	90	100	91
	90	90	88	91
	70	90	61	95
30-30°	100	98	100	93
	93	98	88	93
	73	98	70	95
30-15°	100	90	100	84
	90	90	85	85
	70	90	60	88
20-20°	100	92	100	91
	91	92	83	91
	71	93	63	94
20-15°	100	90	100	90
	90	90	82	90
	70	90	60	93
15-15°	100	90	100	89
	90	90	80	90
	70	90	60	93

## W2 (750 RPM)



## W4 (750 RPM)



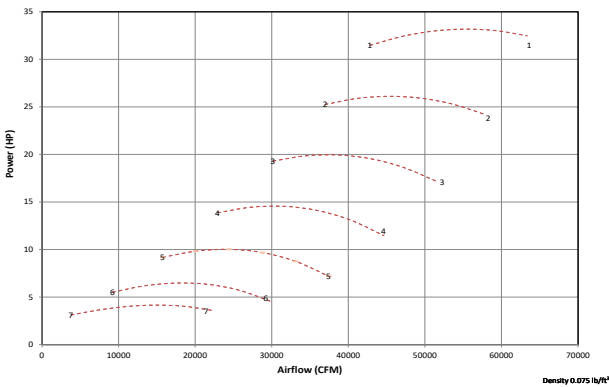
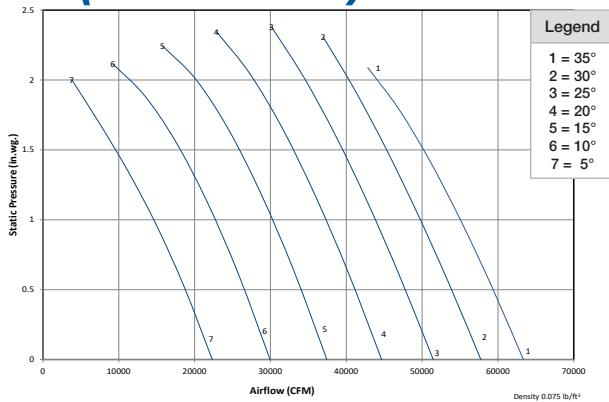
Performance shown is for installation type B: free inlet, ducted outlet. Performance ratings do not include the effects of appurtenances (accessories).

Sound power level ratings and A-weighted sound power ratings are shown in decibels, referred to 10<sup>-12</sup> watts, calculated per AMCA Standard 301. Values shown are for (inlet LWi or inlet LWiA) sound power levels for installation type B: free inlet, ducted outlet. The AMCA International Certified Ratings Seal for sound applies to LWA values only. dBA sound pressure values are weighted with 11.5 dB attenuation based on 5 feet from the fan in a hemispherical free field and are not licensed by AMCA International.

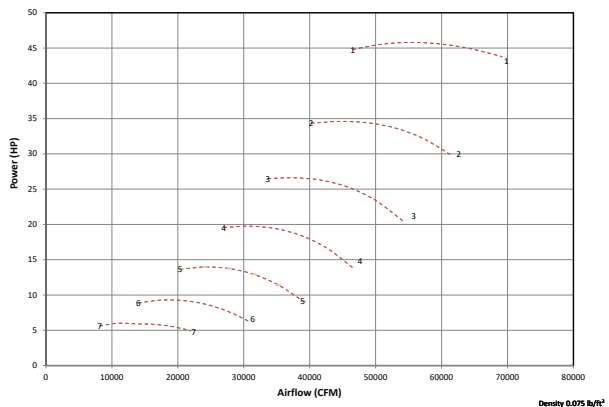
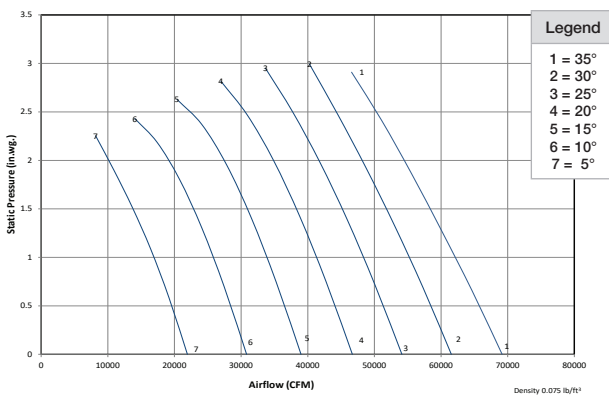
### Sound Data

750 RPM Blade Pitch	W2		W4	
	% WOV	LwA	% WOV	LwA
45-45°	100	100	100	91
	96	100	97	91
	76	100	80	91
45-15°	100	84	100	85
	90	84	90	86
	70	85	61	89
40-40°	100	97	100	90
	95	97	94	90
	75	97	76	90
40-15°	100	84	100	85
	90	84	88	85
	70	85	61	89
30-30°	100	92	100	87
	93	92	88	87
	73	92	70	89
30-15°	100	84	100	90
	90	84	85	91
	70	85	60	94
20-20°	100	86	100	85
	91	86	83	85
	71	87	63	88
20-15°	100	84	100	84
	90	84	82	84
	70	85	60	87
15-15°	100	84	100	83
	90	84	80	84
	70	85	60	87

## C1 (1450 RPM)



## C2 (1450 RPM)



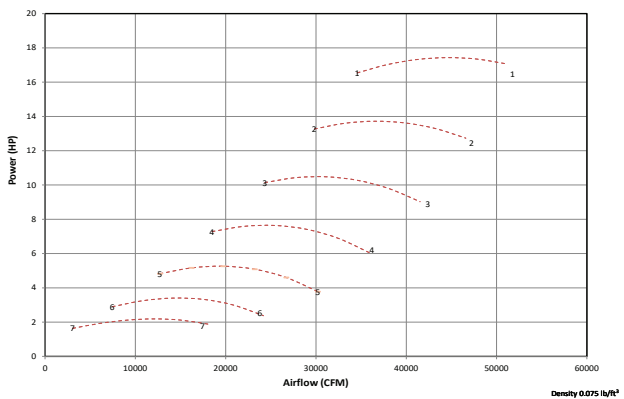
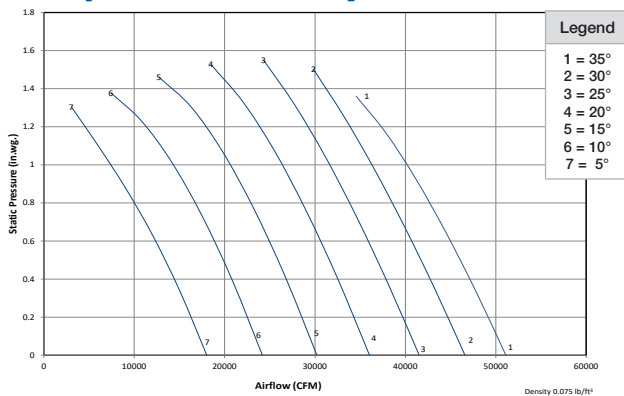
Performance shown is for installation type B: free inlet, ducted outlet. Performance ratings do not include the effects of appurtenances (accessories).

Sound power level ratings and A-weighted sound power ratings are shown in decibels, referred to 10<sup>-12</sup> watts, calculated per AMCA Standard 301. Values shown are for (inlet LWi or inlet LWiA) sound power levels for installation type B: free inlet, ducted outlet. The AMCA International Certified Ratings Seal for sound applies to LWA values only. dBA sound pressure values are weighted with 11.5 dB attenuation based on 5 feet from the fan in a hemispherical free field and are not licensed by AMCA International.

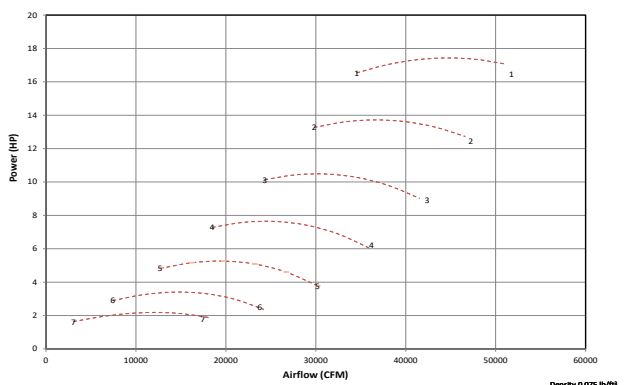
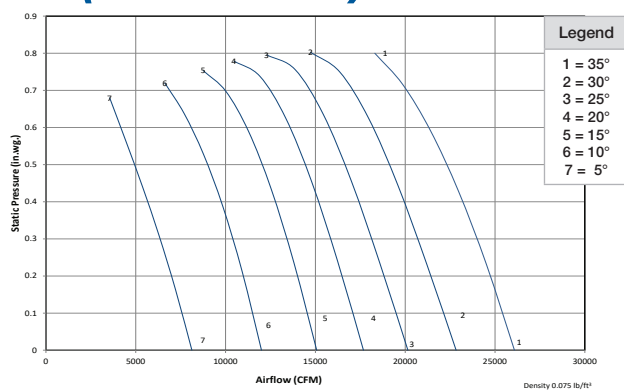
### Sound Data

1450 RPM	C1		C2	
	% WOV	LwA	% WOV	LwA
35°	0	105	0	107
	50	107	50	108
	100	108	100	107
30°	0	104	0	106
	50	105	50	106
	100	105	100	106
25°	0	102	0	104
	50	103	50	105
	100	102	100	105
20°	0	101	0	103
	50	101	50	103
	100	104	100	106
15°	0	100	0	102
	50	100	50	102
	100	107	100	107
10°	0	102	0	104
	50	102	50	104
	100	104	100	105
5°	0	104	0	106
	50	105	50	107
	100	102	100	103

## C1 (1170 RPM)



## C2 (1170 RPM)



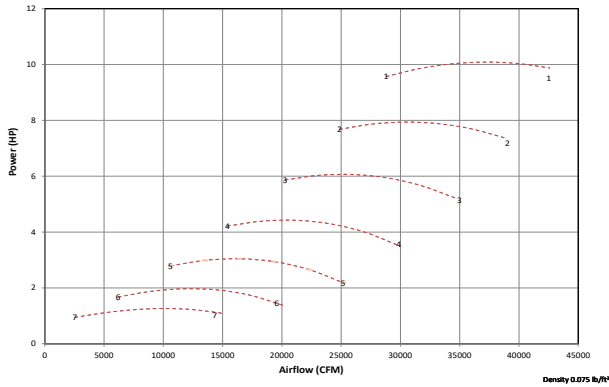
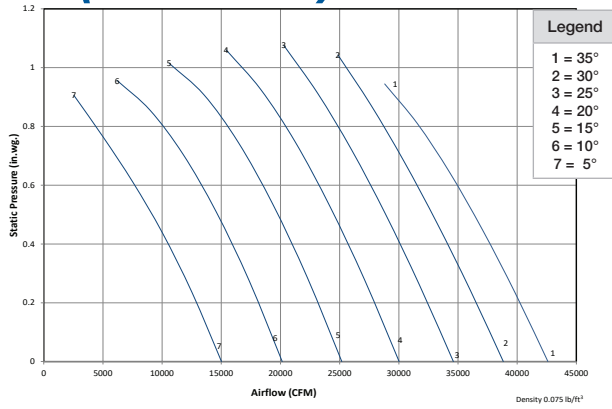
Performance shown is for installation type B: free inlet, ducted outlet. Performance ratings do not include the effects of appurtenances (accessories).

Sound power level ratings and A-weighted sound power ratings are shown in decibels, referred to 10<sup>-12</sup> watts, calculated per AMCA Standard 301. Values shown are for (inlet LWi or inlet LWiA) sound power levels for installation type B: free inlet, ducted outlet. The AMCA International Certified Ratings Seal for sound applies to LWA values only. dBA sound pressure values are weighted with 11.5 dB attenuation based on 5 feet from the fan in a hemispherical free field and are not licensed by AMCA International.

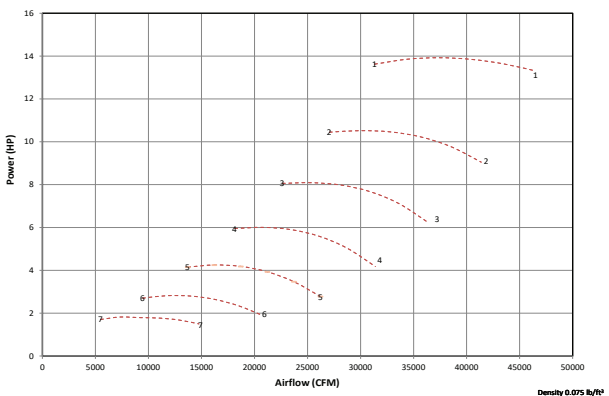
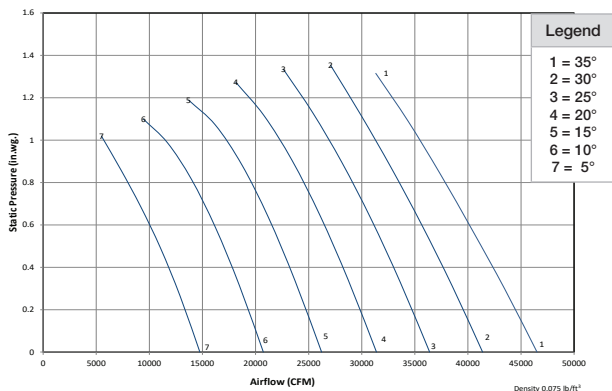
### Sound Data

1170 RPM Blade Pitch	C1		C2	
	% WOV	LwA	% WOV	LwA
35°	0	100	0	101
	50	101	50	102
	100	102	100	102
30°	0	98	0	100
	50	99	50	101
	100	99	100	100
25°	0	97	0	98
	50	98	50	99
	100	97	100	99
20°	0	95	0	97
	50	96	50	98
	100	99	100	100
15°	0	94	0	96
	50	94	50	96
	100	101	100	101
10°	0	96	0	98
	50	96	50	98
	100	98	100	99
5°	0	98	0	101
	50	99	50	101
	100	96	100	97

## C1 (975 RPM)



## C2 (975 RPM)



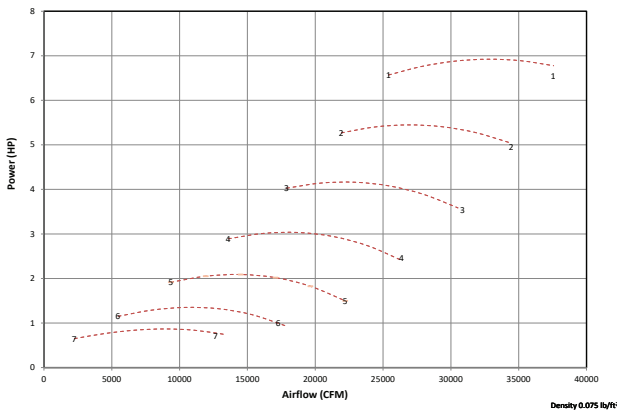
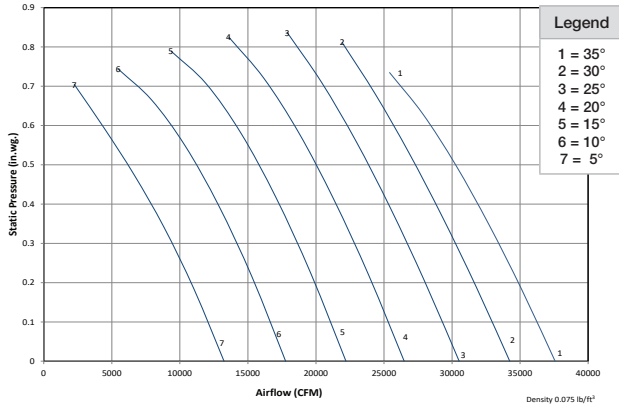
Performance shown is for installation type B: free inlet, ducted outlet. Performance ratings do not include the effects of appurtenances (accessories).

Sound power level ratings and A-weighted sound power ratings are shown in decibels, referred to 10<sup>-12</sup> watts, calculated per AMCA Standard 301. Values shown are for (inlet LWi or inlet LWiA) sound power levels for installation type B: free inlet, ducted outlet. The AMCA International Certified Ratings Seal for sound applies to LWA values only. dBA sound pressure values are weighted with 11.5 dB attenuation based on 5 feet from the fan in a hemispherical free field and are not licensed by AMCA International.

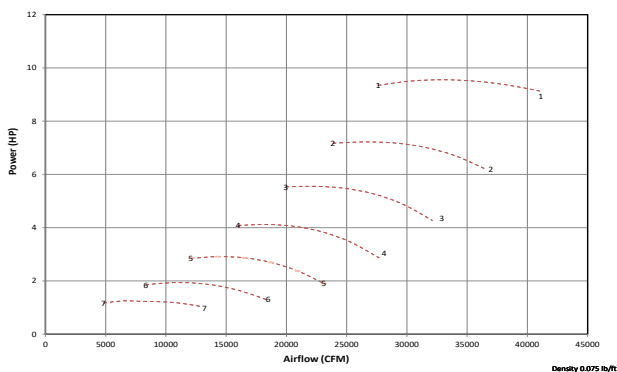
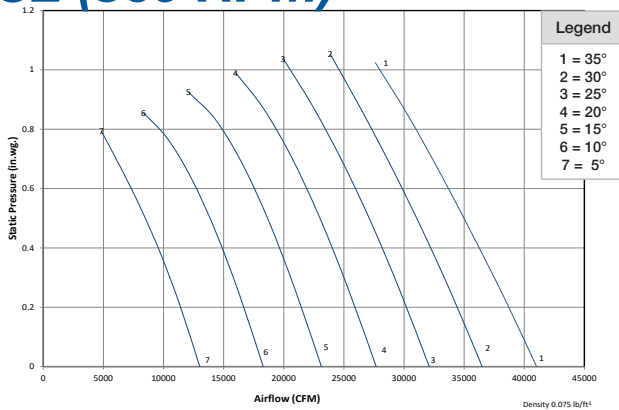
### Sound Data

975 RPM Blade Pitch	C1		C2	
	% WOV	LwA	% WOV	LwA
35°	0	95	0	97
	50	97	50	98
	100	98	100	98
30°	0	94	0	95
	50	95	50	96
	100	95	100	96
25°	0	92	0	94
	50	93	50	95
	100	93	100	95
20°	0	91	0	93
	50	92	50	93
	100	95	100	96
15°	0	90	0	92
	50	90	50	92
	100	97	100	97
10°	0	92	0	94
	50	92	50	94
	100	94	100	95
5°	0	94	0	97
	50	95	50	97
	100	92	100	93

## C1 (860 RPM)



## C2 (860 RPM)



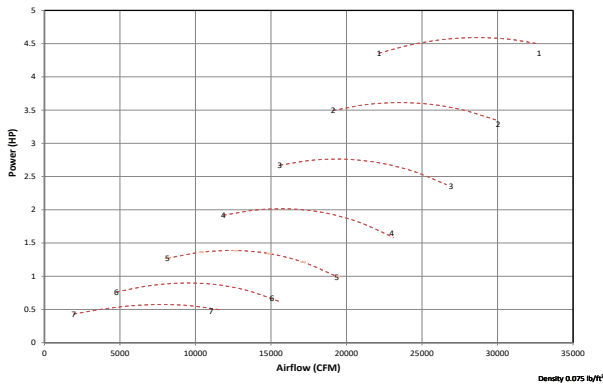
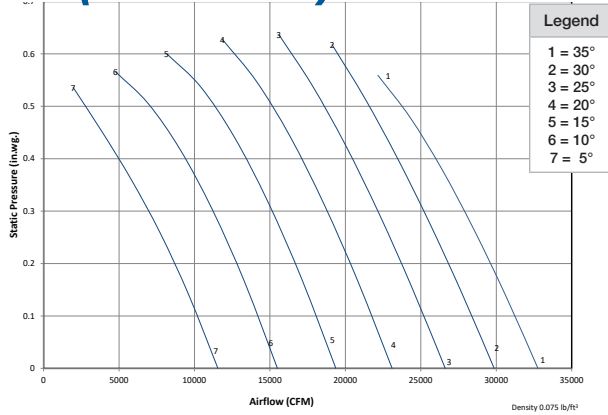
Performance shown is for installation type B: free inlet, ducted outlet. Performance ratings do not include the effects of appurtenances (accessories).

Sound power level ratings and A-weighted sound power ratings are shown in decibels, referred to 10<sup>-12</sup> watts, calculated per AMCA Standard 301. Values shown are for (inlet LWi or inlet LWiA) sound power levels for installation type B: free inlet, ducted outlet. The AMCA International Certified Ratings Seal for sound applies to LWA values only. dBA sound pressure values are weighted with 11.5 dB attenuation based on 5 feet from the fan in a hemispherical free field and are not licensed by AMCA International.

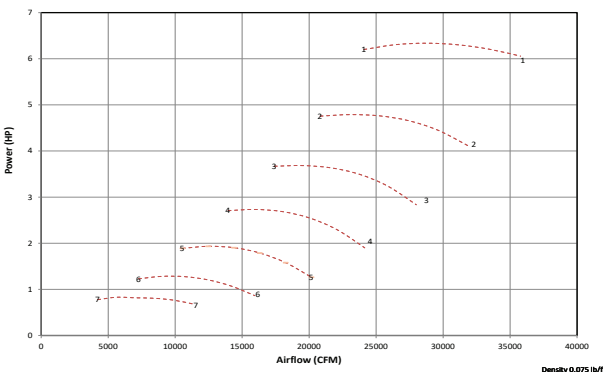
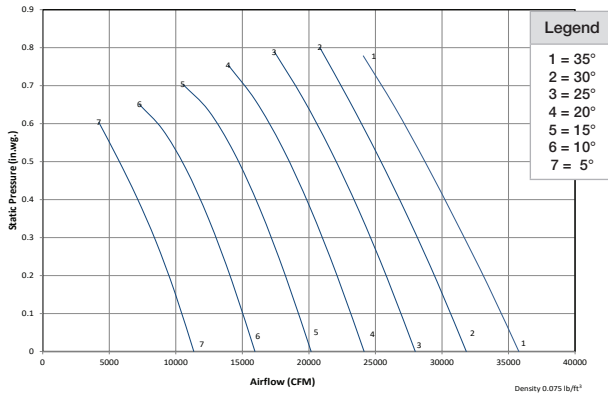
### Sound Data

860 RPM Blade Pitch	C1		C2	
	% WOV	LwA	% WOV	LwA
35°	0	92	0	93
	50	94	50	95
	100	94	100	94
30°	0	91	0	92
	50	92	50	93
	100	92	100	93
25°	0	89	0	91
	50	90	50	91
	100	89	100	92
20°	0	88	0	90
	50	88	50	90
	100	91	100	93
15°	0	87	0	89
	50	87	50	89
	100	93	100	93
10°	0	89	0	91
	50	89	50	91
	100	90	100	91
5°	0	91	0	93
	50	91	50	93
	100	88	100	89

## C1 (750 RPM)



## C2 (750 RPM)



Performance shown is for installation type B: free inlet, ducted outlet. Performance ratings do not include the effects of appurtenances (accessories).

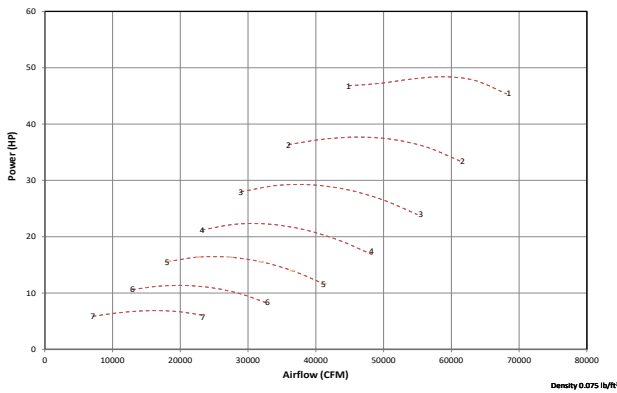
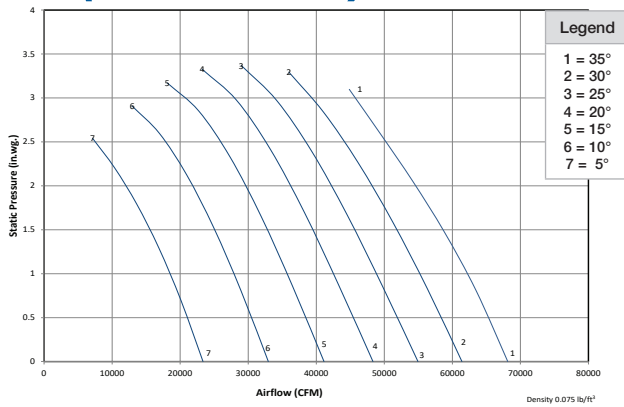
Sound power level ratings and A-weighted sound power ratings are shown in decibels, referred to 10<sup>-12</sup> watts, calculated per AMCA Standard 301. Values shown are for inlet LWi or inlet LWiA sound power levels for installation type B: free inlet, ducted outlet. The AMCA International Certified Ratings Seal for sound applies to LWA values only. dBA sound pressure values are weighted with 11.5 dB attenuation based on 5 feet from the fan in a hemispherical free field and are not licensed by AMCA International.

## Sound Data

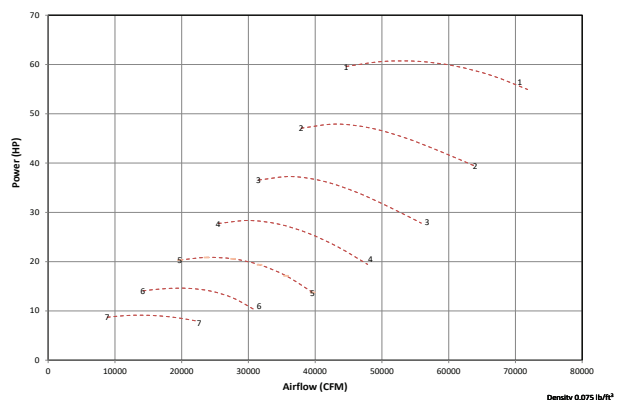
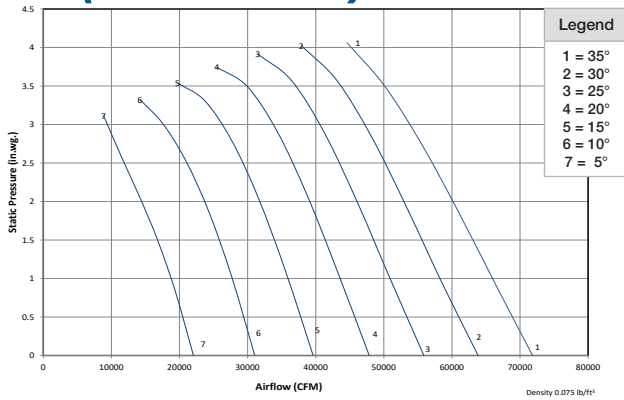
750 RPM Blade Pitch	C1		C2	
	% WOV	LwA	% WOV	LwA
35°	0	88	0	90
	50	90	50	91
	100	90	100	91
30°	0	87	0	88
	50	88	50	89
	100	88	100	89
25°	0	85	0	87
	50	86	50	87
	100	86	100	88
20°	0	84	0	86
	50	84	50	86
	100	87	100	89
15°	0	83	0	85
	50	83	50	85
	100	90	100	90
10°	0	85	0	87
	50	85	50	87
	100	87	100	87
5°	0	87	0	90
	50	87	50	89
	100	84	100	85



## C3 (1450 RPM)



## C4 (1450 RPM)



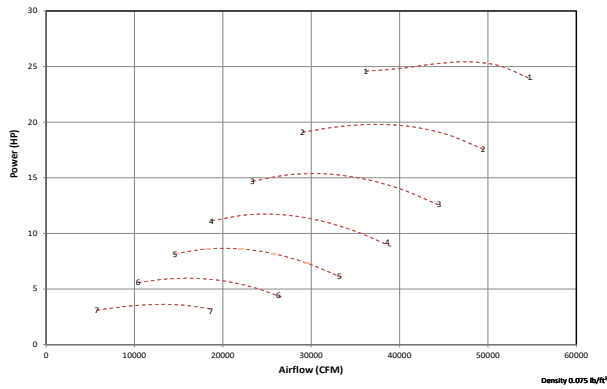
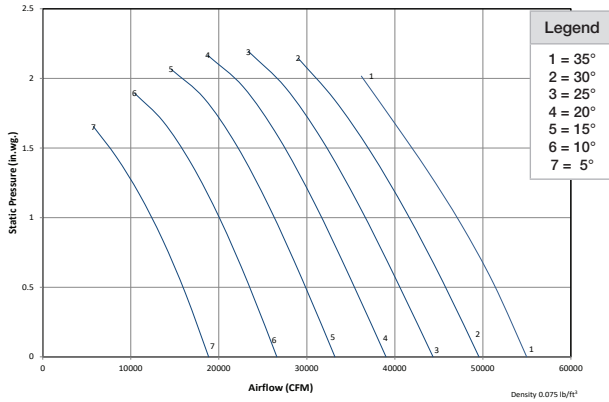
Performance shown is for installation type B: free inlet, ducted outlet. Performance ratings do not include the effects of appurtenances (accessories).

Sound power level ratings and A-weighted sound power ratings are shown in decibels, referred to 10<sup>-12</sup> watts, calculated per AMCA Standard 301. Values shown are for (inlet LWi or inlet LWiA) sound power levels for installation type B: free inlet, ducted outlet. The AMCA International Certified Ratings Seal for sound applies to LWA values only. dBA sound pressure values are weighted with 11.5 dB attenuation based on 5 feet from the fan in a hemispherical free field and are not licensed by AMCA International.

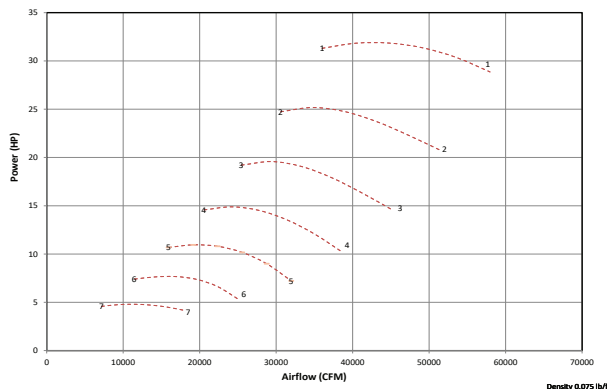
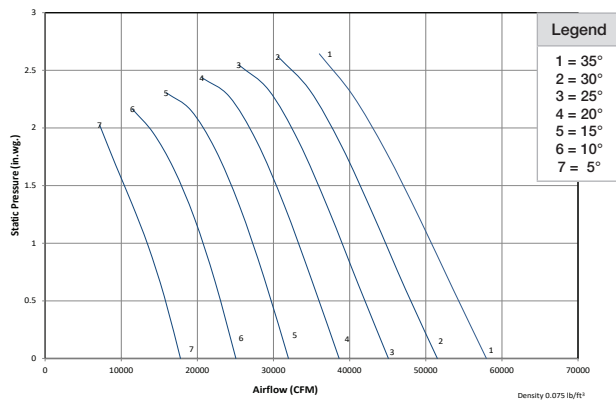
### Sound Data

1450 RPM	C3		C4	
	% WOV	LwA	% WOV	LwA
35°	0	105	0	107
	50	106	50	107
	100	105	100	106
30°	0	104	0	106
	50	104	50	106
	100	103	100	105
25°	0	103	0	105
	50	103	50	104
	100	102	100	104
20°	0	102	0	105
	50	102	50	104
	100	104	100	105
15°	0	102	0	104
	50	102	50	104
	100	107	100	107
10°	0	104	0	106
	50	104	50	105
	100	105	100	106
5°	0	106	0	108
	50	107	50	107
	100	103	100	105

## C3 (1170 RPM)



## C4 (1170 RPM)



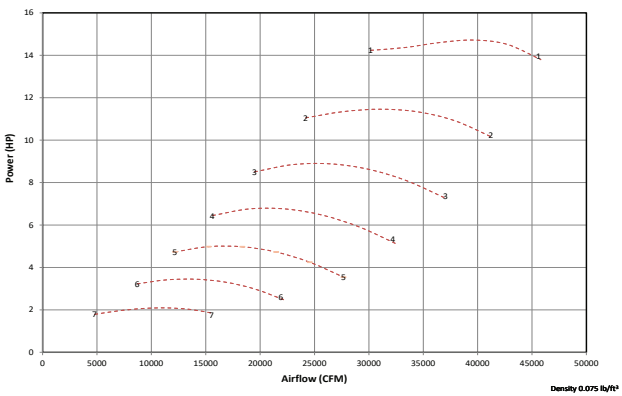
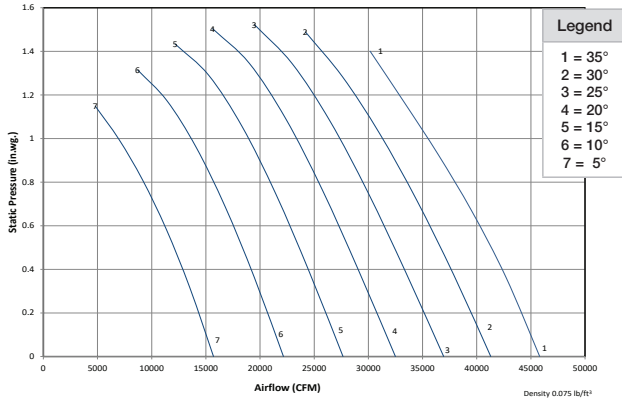
Performance shown is for installation type B: free inlet, ducted outlet. Performance ratings do not include the effects of appurtenances (accessories).

Sound power level ratings and A-weighted sound power ratings are shown in decibels, referred to 10<sup>-12</sup> watts, calculated per AMCA Standard 301. Values shown are for (inlet LWi or inlet LWiA) sound power levels for installation type B: free inlet, ducted outlet. The AMCA International Certified Ratings Seal for sound applies to LWA values only. dBA sound pressure values are weighted with 11.5 dB attenuation based on 5 feet from the fan in a hemispherical free field and are not licensed by AMCA International.

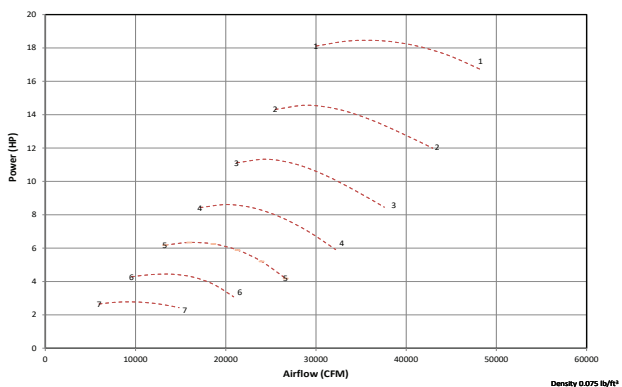
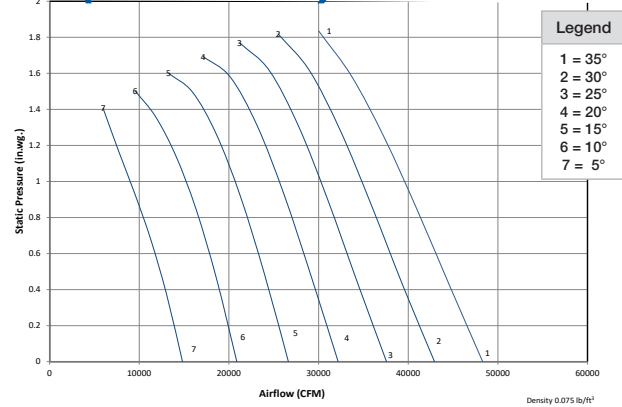
### Sound Data

1170 RPM	C3		C4	
	% WOV	LwA	% WOV	LwA
35°	0	100	0	102
	50	101	50	102
	100	100	100	101
30°	0	99	0	101
	50	99	50	101
	100	98	100	100
25°	0	98	0	100
	50	98	50	99
	100	97	100	99
20°	0	97	0	100
	50	97	50	99
	100	99	100	100
15°	0	97	0	100
	50	97	50	99
	100	102	100	102
10°	0	99	0	101
	50	99	50	100
	100	99	100	101
5°	0	101	0	103
	50	102	50	102
	100	98	100	100

## C3 (975 RPM)



## C4 (975 RPM)



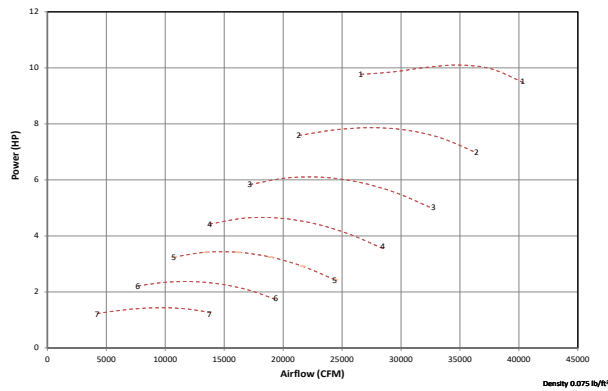
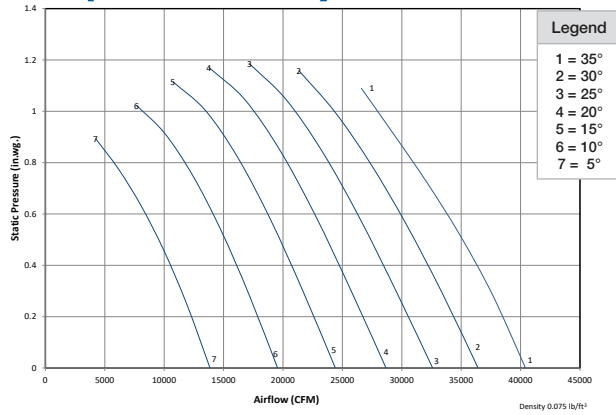
Performance shown is for installation type B: free inlet, ducted outlet. Performance ratings do not include the effects of appurtenances (accessories).

Sound power level ratings and A-weighted sound power ratings are shown in decibels, referred to 10<sup>-12</sup> watts, calculated per AMCA Standard 301. Values shown are for (inlet LWi or inlet LWiA) sound power levels for installation type B: free inlet, ducted outlet. The AMCA International Certified Ratings Seal for sound applies to LWA values only. dBA sound pressure values are weighted with 11.5 dB attenuation based on 5 feet from the fan in a hemispherical free field and are not licensed by AMCA International.

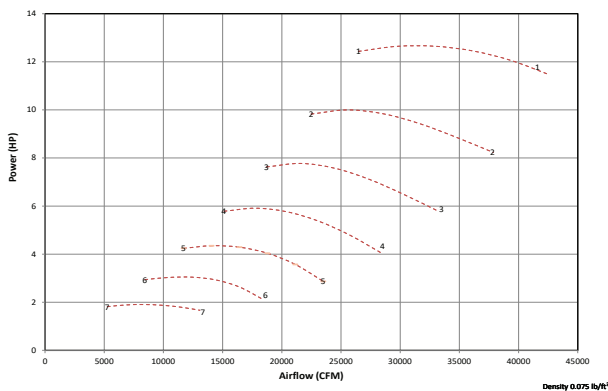
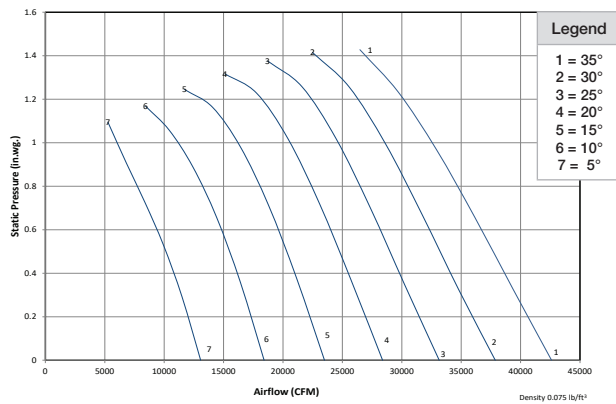
### Sound Data

975 RPM Blade Pitch	C3		C4	
	% WOV	LwA	% WOV	LwA
35°	0	95	0	97
	50	95	50	97
	100	95	100	95
30°	0	94	0	96
	50	94	50	95
	100	93	100	94
25°	0	92	0	95
	50	92	50	94
	100	91	100	93
20°	0	92	0	95
	50	92	50	94
	100	94	100	95
15°	0	92	0	94
	50	92	50	94
	100	97	100	97
10°	0	94	0	96
	50	94	50	95
	100	94	100	95
5°	0	96	0	98
	50	96	50	97
	100	93	100	94

## C3 (860 RPM)



## C4 (860 RPM)



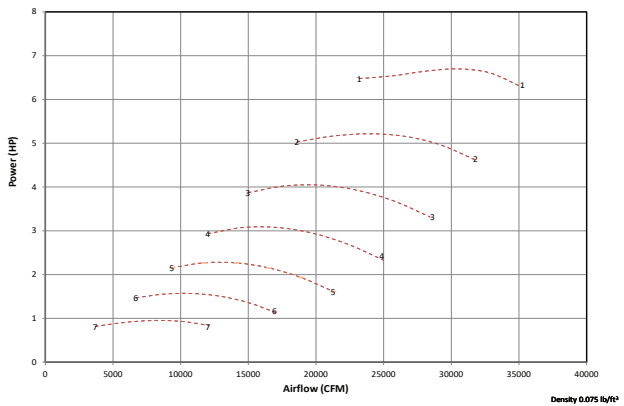
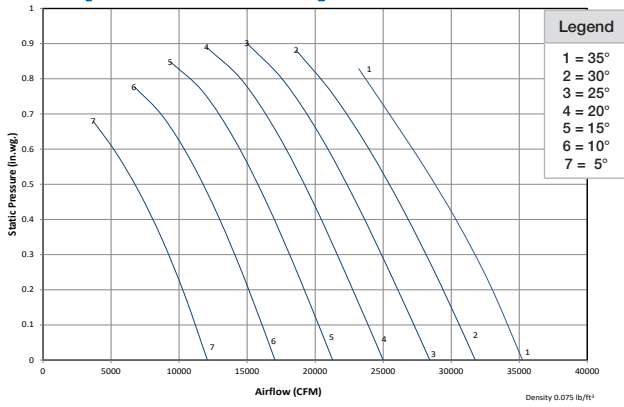
Performance shown is for installation type B: free inlet, ducted outlet. Performance ratings do not include the effects of appurtenances (accessories).

Sound power level ratings and A-weighted sound power ratings are shown in decibels, referred to  $10^{-12}$  watts, calculated per AMCA Standard 301. Values shown are for (inlet LWi or inlet LWiA) sound power levels for installation type B: free inlet, ducted outlet. The AMCA International Certified Ratings Seal for sound applies to LWA values only. dBA sound pressure values are weighted with 11.5 dB attenuation based on 5 feet from the fan in a hemispherical free field and are not licensed by AMCA International.

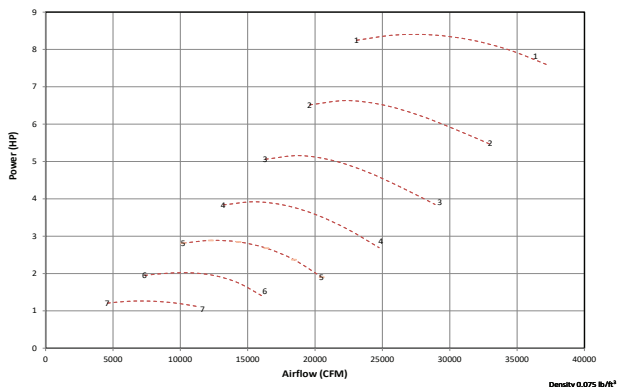
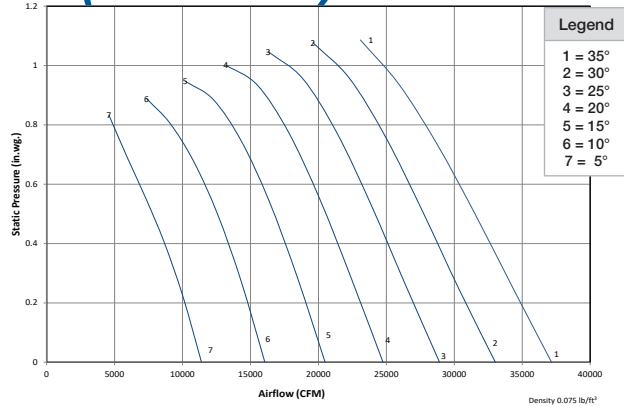
### Sound Data

860 RPM	C3		C4	
	% WOV	LwA	% WOV	LwA
35°	0	92	0	94
	50	92	50	94
	100	92	100	92
30°	0	90	0	93
	50	91	50	92
	100	90	100	91
25°	0	89	0	92
	50	89	50	91
	100	88	100	90
20°	0	89	0	92
	50	89	50	91
	100	91	100	92
15°	0	89	0	91
	50	89	50	91
	100	93	100	93
10°	0	91	0	93
	50	91	50	92
	100	91	100	92
5°	0	93	0	95
	50	93	50	93
	100	89	100	91

## C3 (750 RPM)



## C4 (750 RPM)



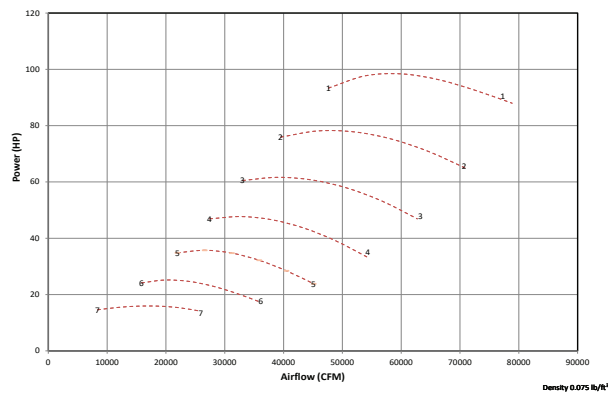
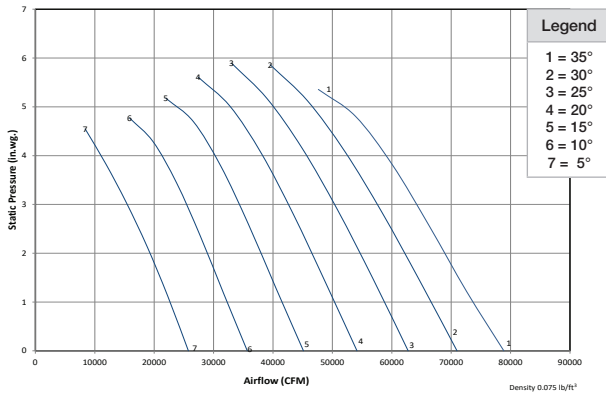
Performance shown is for installation type B: free inlet, ducted outlet. Performance ratings do not include the effects of appurtenances (accessories).

Sound power level ratings and A-weighted sound power ratings are shown in decibels, referred to 10<sup>-12</sup> watts, calculated per AMCA Standard 301. Values shown are for (inlet LWi or inlet LWiA) sound power levels for installation type B: free inlet, ducted outlet. The AMCA International Certified Ratings Seal for sound applies to LWA values only. dBA sound pressure values are weighted with 11.5 dB attenuation based on 5 feet from the fan in a hemispherical free field and are not licensed by AMCA International.

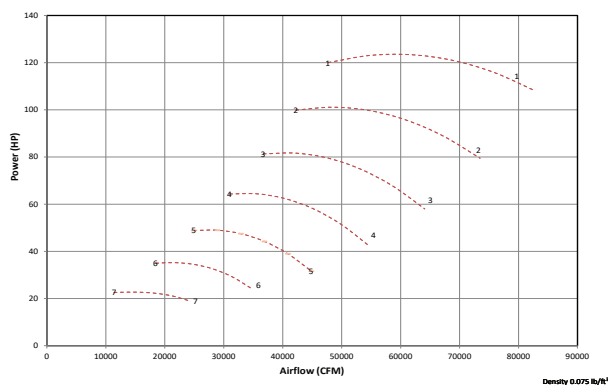
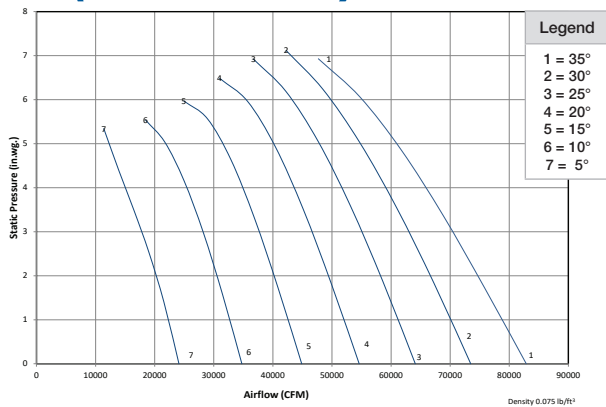
### Sound Data

750 RPM Blade Pitch	C3		C4	
	% WOV	LwA	% WOV	LwA
35°	0	88	0	90
	50	89	50	90
	100	88	100	88
30°	0	87	0	89
	50	87	50	89
	100	86	100	87
25°	0	86	0	88
	50	86	50	87
	100	85	100	86
20°	0	85	0	88
	50	85	50	87
	100	87	100	88
15°	0	85	0	88
	50	85	50	87
	100	90	100	90
10°	0	87	0	90
	50	87	50	88
	100	88	100	88
5°	0	89	0	91
	50	90	50	90
	100	86	100	87

## C5 (1770 RPM)



## C6 (1770 RPM)



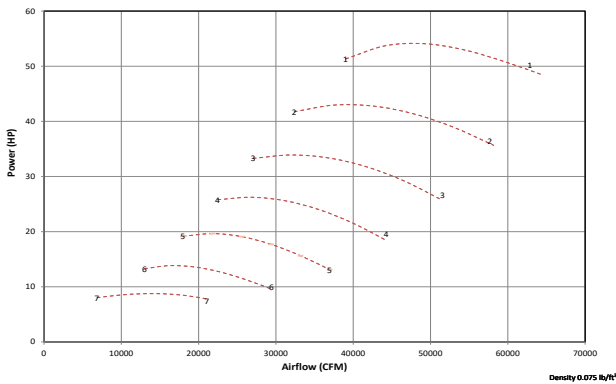
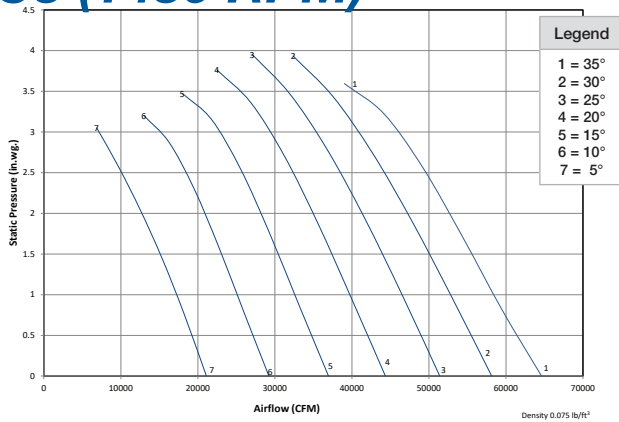
Performance shown is for installation type B: free inlet, ducted outlet. Performance ratings do not include the effects of appurtenances (accessories).

Sound power level ratings and A-weighted sound power ratings are shown in decibels, referred to 10<sup>-12</sup> watts, calculated per AMCA Standard 301. Values shown are for (inlet LWi or inlet LWiA) sound power levels for installation type B: free inlet, ducted outlet. The AMCA International Certified Ratings Seal for sound applies to LWA values only. dBA sound pressure values are weighted with 11.5 dB attenuation based on 5 feet from the fan in a hemispherical free field and are not licensed by AMCA International.

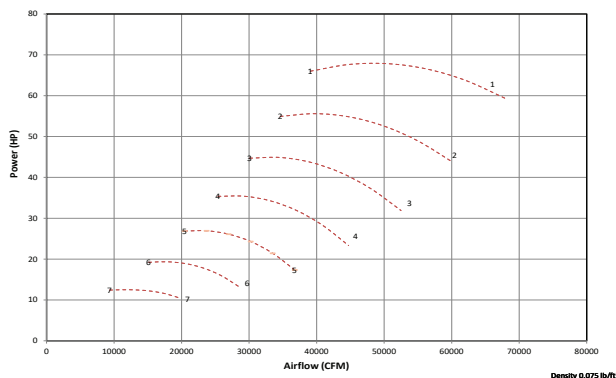
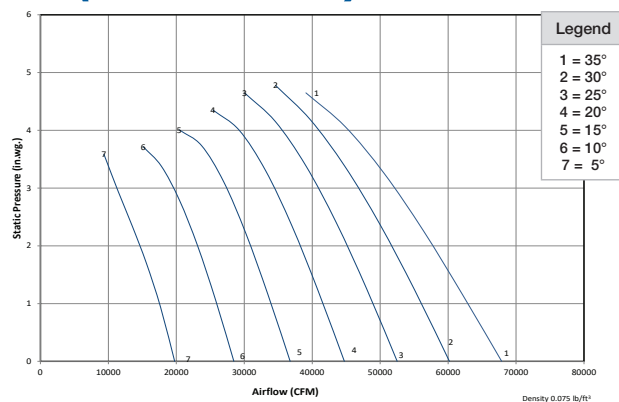
### Sound Data

1770 RPM	C5		C6	
	% WOV	LwA	% WOV	LwA
35°	0	113	0	113
	50	113	50	113
	100	111	100	111
30°	0	112	0	113
	50	111	50	112
	100	110	100	110
25°	0	111	0	112
	50	109	50	111
	100	109	100	110
20°	0	110	0	112
	50	108	50	111
	100	110	100	111
15°	0	110	0	112
	50	108	50	110
	100	112	100	113
10°	0	111	0	113
	50	110	50	111
	100	111	100	112
5°	0	113	0	114
	50	113	50	112
	100	111	100	111

## C5 (1450 RPM)



## C6 (1450 RPM)



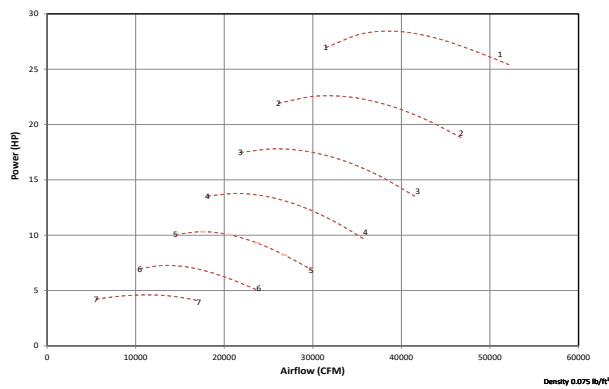
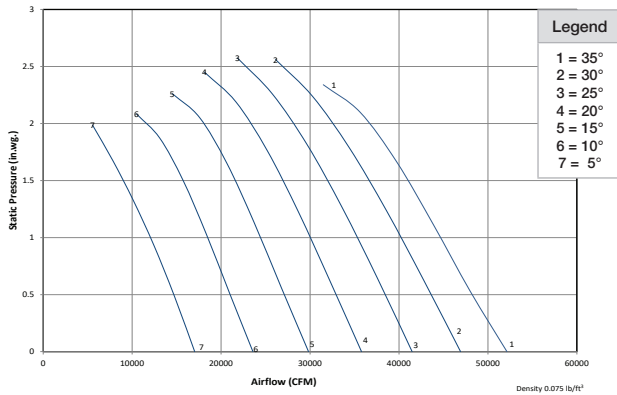
Performance shown is for installation type B: free inlet, ducted outlet. Performance ratings do not include the effects of appurtenances (accessories).

Sound power level ratings and A-weighted sound power ratings are shown in decibels, referred to 10<sup>-12</sup> watts, calculated per AMCA Standard 301. Values shown are for (inlet LWi or inlet LWiA) sound power levels for installation type B: free inlet, ducted outlet. The AMCA International Certified Ratings Seal for sound applies to LWA values only. dBA sound pressure values are weighted with 11.5 dB attenuation based on 5 feet from the fan in a hemispherical free field and are not licensed by AMCA International.

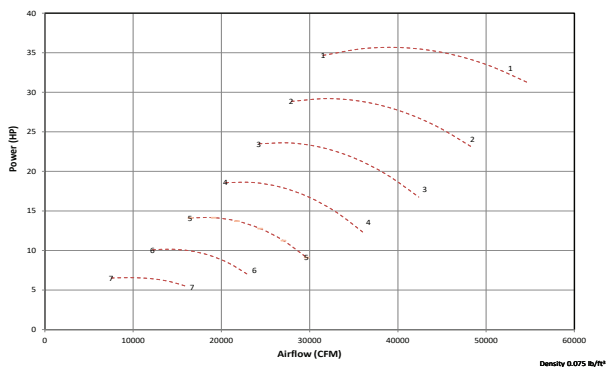
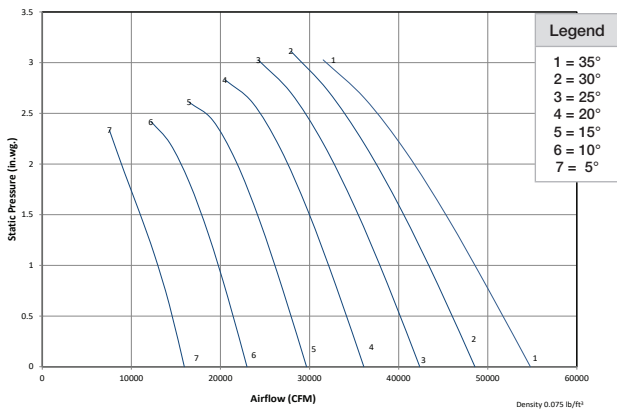
### Sound Data

1450 RPM	C5		C6	
	Blade Pitch	% WOV	LwA	% WOV
35°	0	108	0	108
	50	107	50	108
	100	106	100	106
30°	0	106	0	107
	50	105	50	106
	100	104	100	105
25°	0	105	0	106
	50	103	50	105
	100	103	100	104
20°	0	105	0	106
	50	103	50	105
	100	105	100	106
15°	0	104	0	107
	50	102	50	105
	100	106	100	108
10°	0	106	0	108
	50	105	50	106
	100	106	100	106
5°	0	108	0	109
	50	108	50	107
	100	105	100	106

## C5 (1170 RPM)



## C6 (1170 RPM)



Performance shown is for installation type B: free inlet, ducted outlet. Performance ratings do not include the effects of appurtenances (accessories).

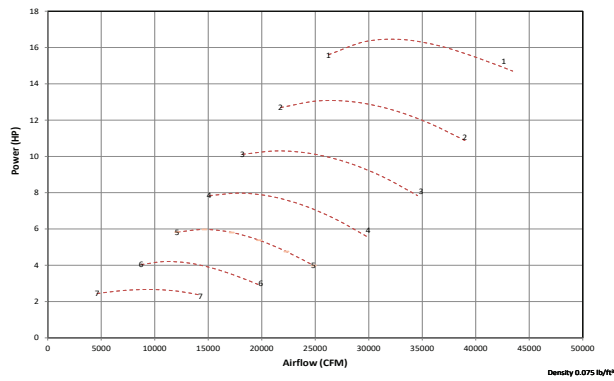
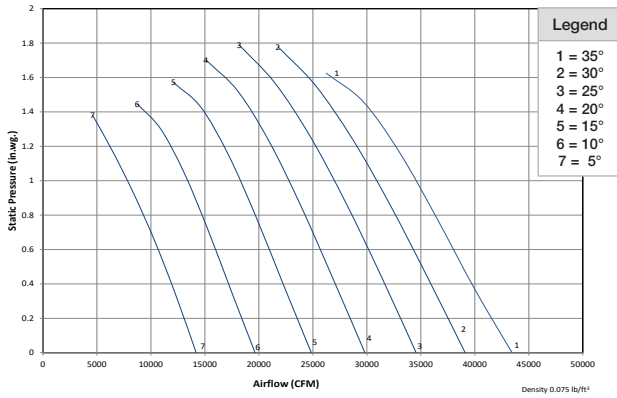
Sound power level ratings and A-weighted sound power ratings are shown in decibels, referred to 10<sup>-12</sup> watts, calculated per AMCA Standard 301. Values shown are for (inlet LWi or inlet LWiA) sound power levels for installation type B: free inlet, ducted outlet. The AMCA International Certified Ratings Seal for sound applies to LWA values only. dBA sound pressure values are weighted with 11.5 dB attenuation based on 5 feet from the fan in a hemispherical free field and are not licensed by AMCA International.

### Sound Data

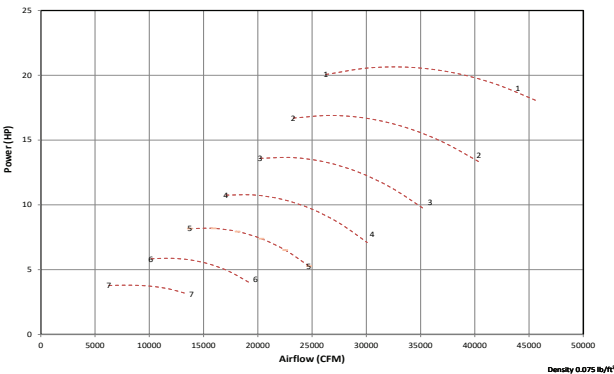
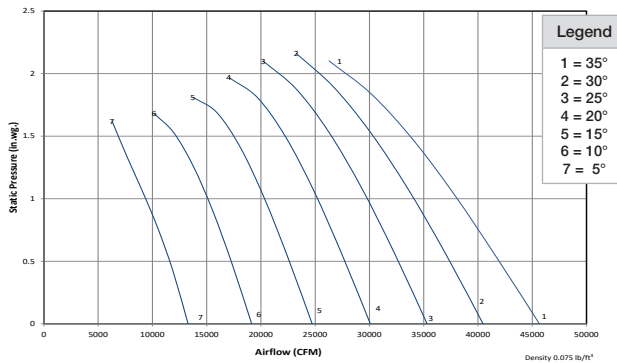
1170 RPM Blade Pitch	C5		C6	
	% WOV	LwA	% WOV	LwA
35°	0	103	0	103
	50	102	50	103
	100	101	100	101
30°	0	101	0	102
	50	100	50	101
	100	100	100	100
25°	0	100	0	101
	50	98	50	100
	100	98	100	99
20°	0	100	0	102
	50	98	50	100
	100	100	100	101
15°	0	100	0	102
	50	97	50	100
	100	101	100	103
10°	0	101	0	103
	50	100	50	101
	100	101	100	102
5°	0	103	0	104
	50	103	50	102
	100	100	100	100



## C5 (975 RPM)



## C6 (975 RPM)



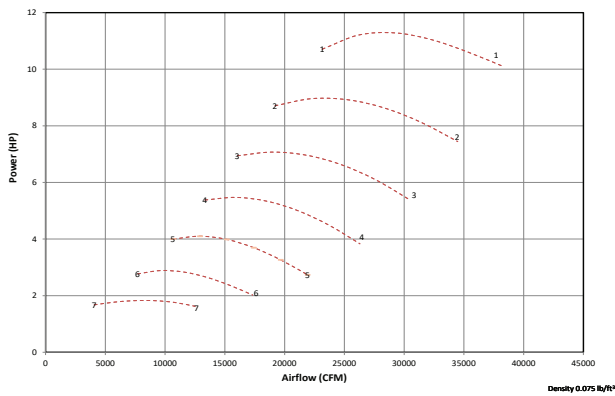
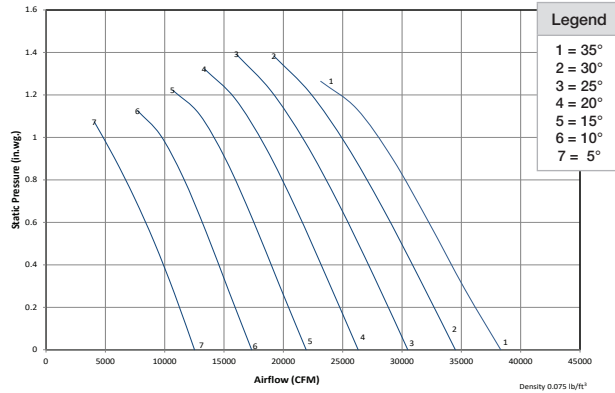
Performance shown is for installation type B: free inlet, ducted outlet. Performance ratings do not include the effects of appurtenances (accessories).

Sound power level ratings and A-weighted sound power ratings are shown in decibels, referred to 10<sup>-12</sup> watts, calculated per AMCA Standard 301. Values shown are for (inlet LWi or inlet LWiA) sound power levels for installation type B: free inlet, ducted outlet. The AMCA International Certified Ratings Seal for sound applies to LWA values only. dBA sound pressure values are weighted with 11.5 dB attenuation based on 5 feet from the fan in a hemispherical free field and are not licensed by AMCA International.

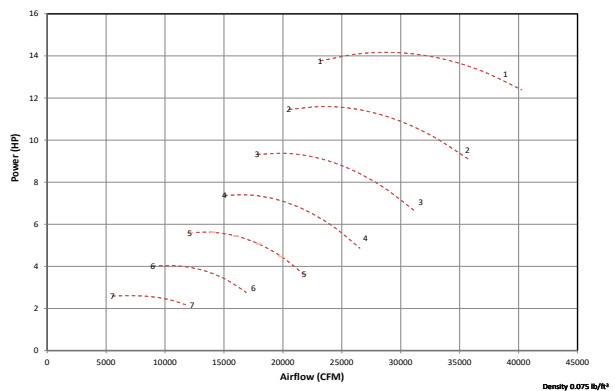
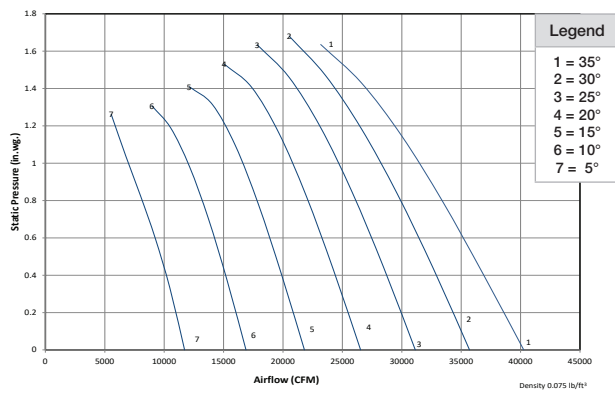
### Sound Data

975 RPM Blade Pitch	C5		C6	
	% WOV	LwA	% WOV	LwA
35°	0	97	0	97
	50	97	50	97
	100	95	100	95
30°	0	96	0	97
	50	95	50	96
	100	94	100	94
25°	0	95	0	96
	50	93	50	95
	100	93	100	93
20°	0	95	0	96
	50	92	50	95
	100	94	100	95
15°	0	94	0	97
	50	92	50	95
	100	96	100	97
10°	0	96	0	98
	50	94	50	96
	100	95	100	96
5°	0	98	0	99
	50	98	50	97
	100	95	100	95

## C5 (860 RPM)



## C6 (860 RPM)



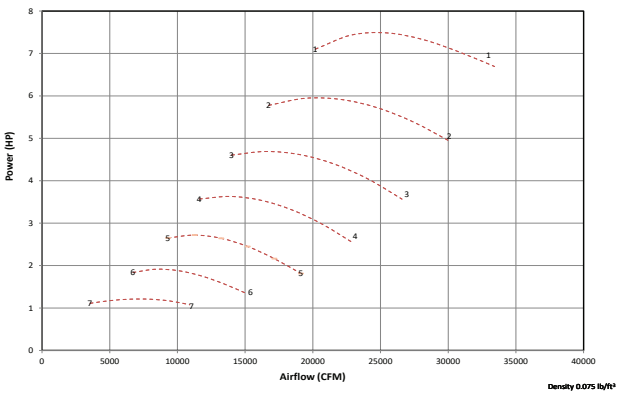
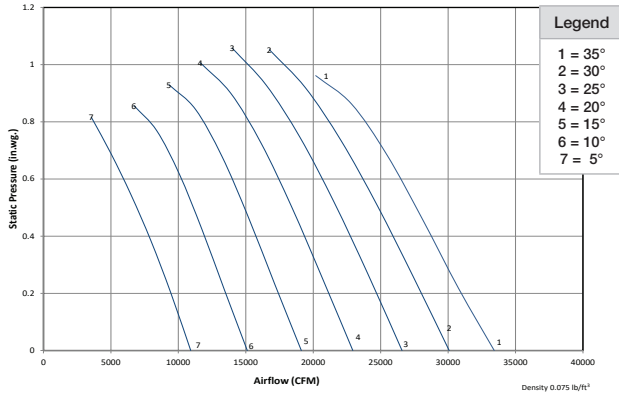
Performance shown is for installation type B: free inlet, ducted outlet. Performance ratings do not include the effects of appurtenances (accessories).

Sound power level ratings and A-weighted sound power ratings are shown in decibels, referred to 10<sup>-12</sup> watts, calculated per AMCA Standard 301. Values shown are for (inlet LWi or inlet LWiA) sound power levels for installation type B: free inlet, ducted outlet. The AMCA International Certified Ratings Seal for sound applies to LWA values only. dBA sound pressure values are weighted with 11.5 dB attenuation based on 5 feet from the fan in a hemispherical free field and are not licensed by AMCA International.

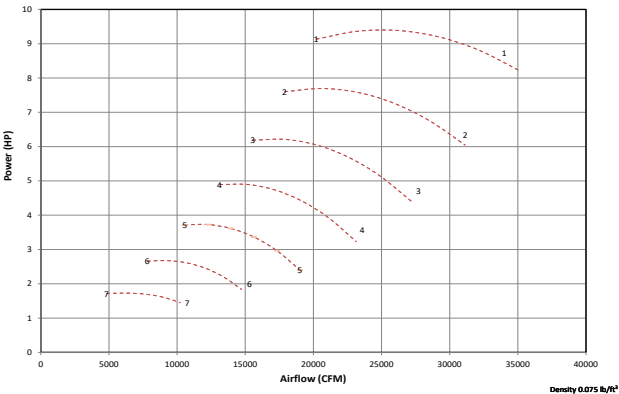
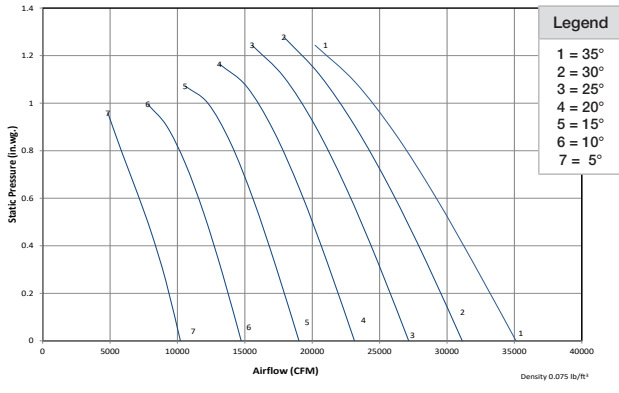
### Sound Data

860 RPM	C5		C6	
	% WOV	LwA	% WOV	LwA
35°	0	94	0	94
	50	93	50	94
	100	92	100	92
30°	0	93	0	94
	50	92	50	93
	100	91	100	91
25°	0	92	0	93
	50	90	50	91
	100	90	100	90
20°	0	91	0	93
	50	89	50	92
	100	91	100	92
15°	0	91	0	94
	50	89	50	92
	100	93	100	94
10°	0	93	0	96
	50	91	50	93
	100	92	100	93
5°	0	95	0	97
	50	94	50	94
	100	91	100	92

## C5 (750 RPM)



## C6 (750 RPM)



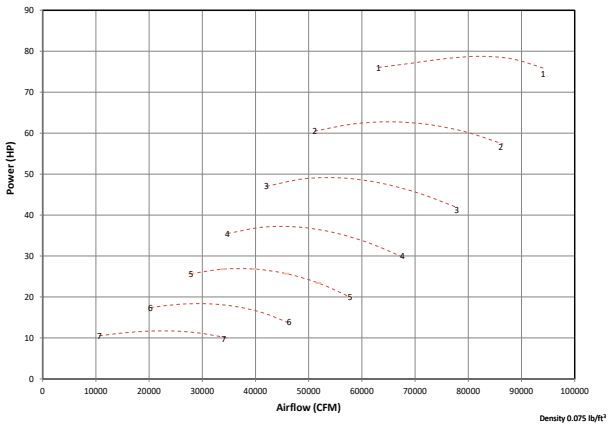
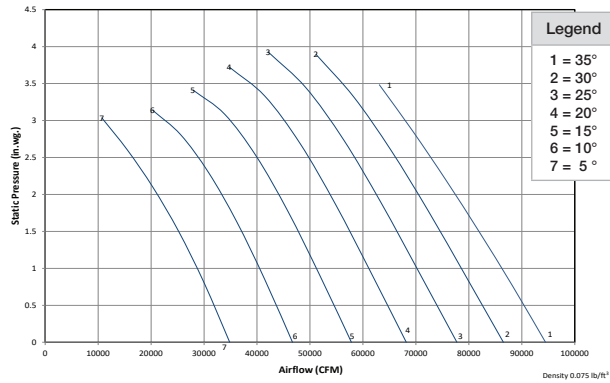
Performance shown is for installation type B: free inlet, ducted outlet. Performance ratings do not include the effects of appurtenances (accessories).

Sound power level ratings and A-weighted sound power ratings are shown in decibels, referred to 10<sup>-12</sup> watts, calculated per AMCA Standard 301. Values shown are for (inlet LWI or inlet LWiA) sound power levels for installation type B: free inlet, ducted outlet. The AMCA International Certified Ratings Seal for sound applies to LWA values only. dBA sound pressure values are weighted with 11.5 dB attenuation based on 5 feet from the fan in a hemispherical free field and are not licensed by AMCA International.

### Sound Data

750 RPM	C5		C6	
	Blade Pitch	% WOV	LwA	% WOV
35°	0	90	0	91
	50	90	50	90
	100	89	100	89
30°	0	89	0	90
	50	88	50	89
	100	88	100	88
25°	0	88	0	90
	50	86	50	88
	100	86	100	87
20°	0	88	0	90
	50	86	50	88
	100	88	100	89
15°	0	88	0	90
	50	85	50	88
	100	89	100	91
10°	0	89	0	91
	50	88	50	89
	100	88	100	89
5°	0	91	0	92
	50	91	50	90
	100	88	100	88

## C3 (1450 RPM)



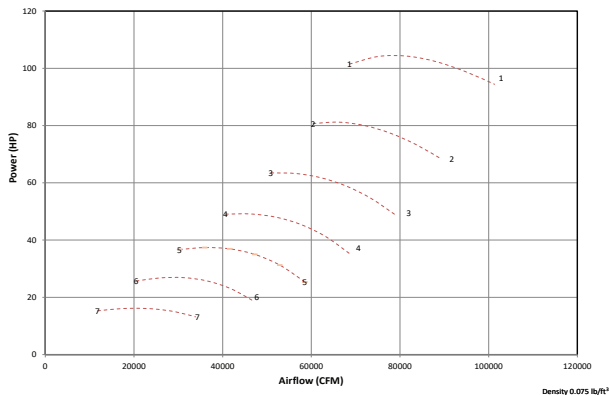
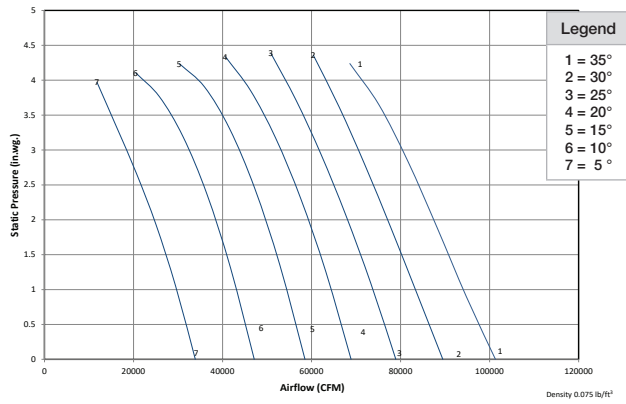
Performance shown is for installation type B: free inlet, ducted outlet. Performance ratings do not include the effects of appurtenances (accessories).

Sound power level ratings and A-weighted sound power ratings are shown in decibels, referred to 10<sup>-12</sup> watts, calculated per AMCA Standard 301. Values shown are for (inlet LWi or inlet LWiA) sound power levels for installation type B: free inlet, ducted outlet. The AMCA International Certified Ratings Seal for sound applies to LWA values only. dBA sound pressure values are weighted with 11.5 dB attenuation based on 5 feet from the fan in a hemispherical free field and are not licensed by AMCA International.

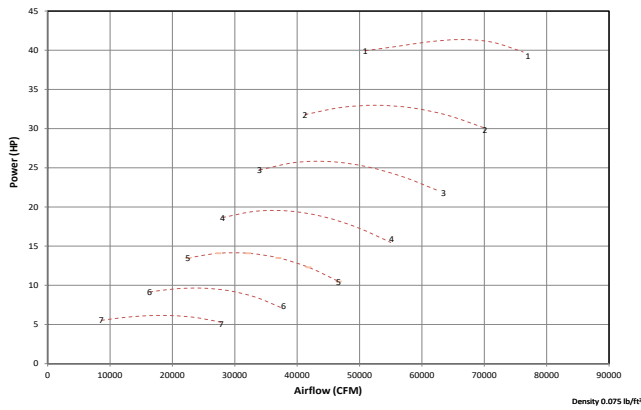
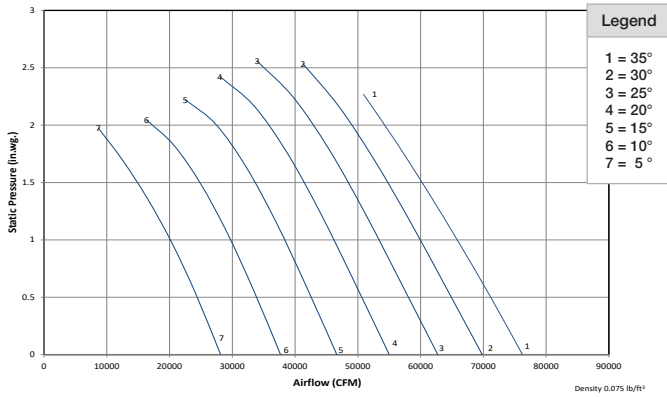
### Sound Data

1450 RPM	C3		C4	
	% WOV	LwA	% WOV	LwA
35°	0	110	0	111
	50	111	50	111
	100	110	100	110
30°	0	108	0	110
	50	108	50	110
	100	107	100	108
25°	0	107	0	109
	50	107	50	108
	100	106	100	107
20°	0	106	0	109
	50	106	50	108
	100	108	100	109
15°	0	106	0	108
	50	106	50	108
	100	111	100	111
10°	0	108	0	110
	50	108	50	110
	100	109	100	118
5°	0	110	0	112
	50	111	50	111
	100	107	100	109

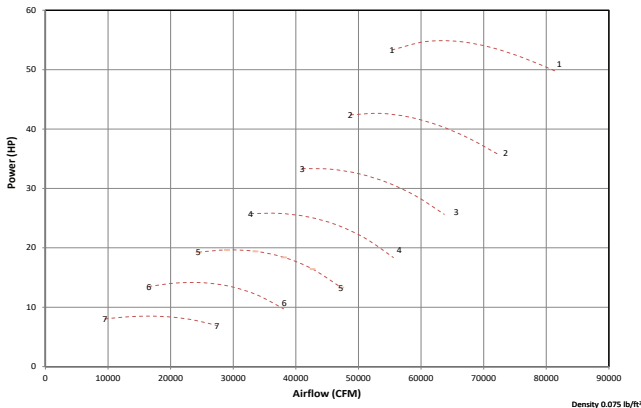
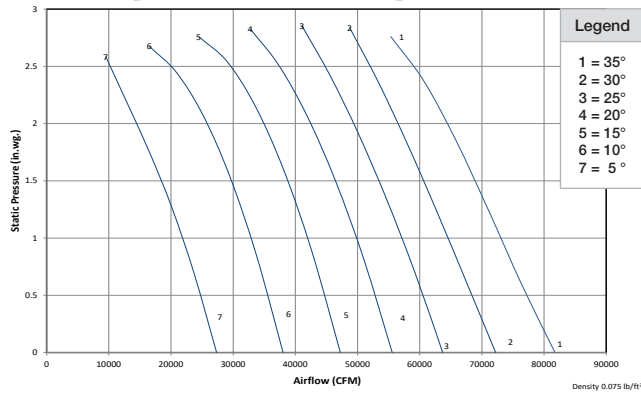
## C4 (1450 RPM)



## C3 (1170 RPM)



## C4 (1170 RPM)



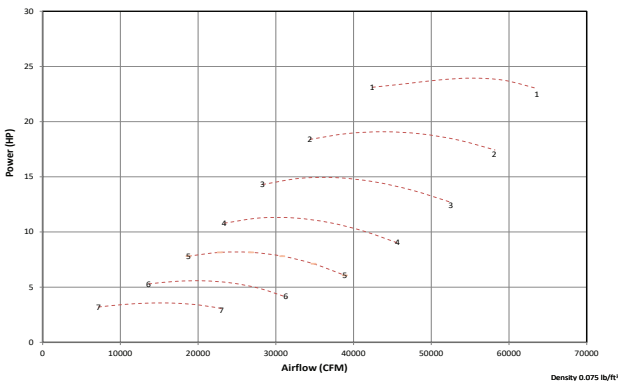
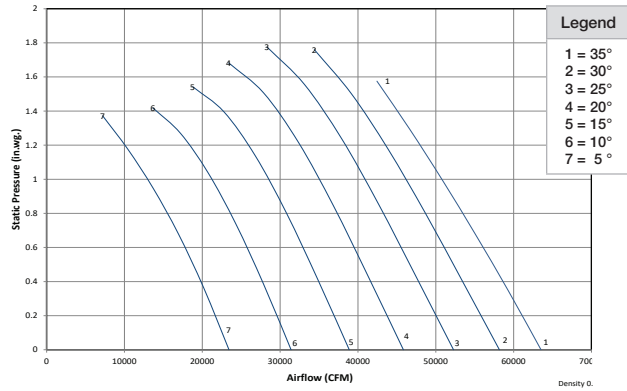
Performance shown is for installation type B: free inlet, ducted outlet. Performance ratings do not include the effects of appurtenances (accessories).

Sound power level ratings and A-weighted sound power ratings are shown in decibels, referred to 10<sup>-12</sup> watts, calculated per AMCA Standard 301. Values shown are for (inlet LWi or inlet LWiA) sound power levels for installation type B: free inlet, ducted outlet. The AMCA International Certified Ratings Seal for sound applies to LWA values only. dBA sound pressure values are weighted with 11.5 dB attenuation based on 5 feet from the fan in a hemispherical free field and are not licensed by AMCA International.

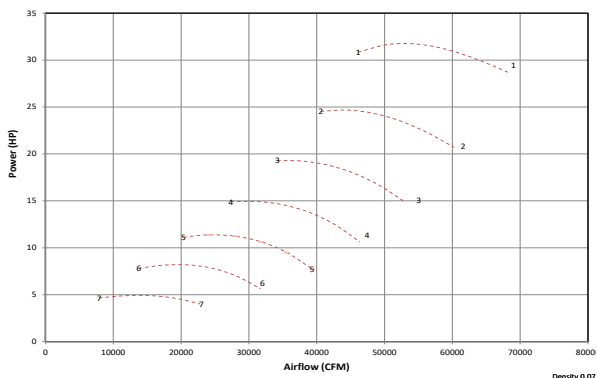
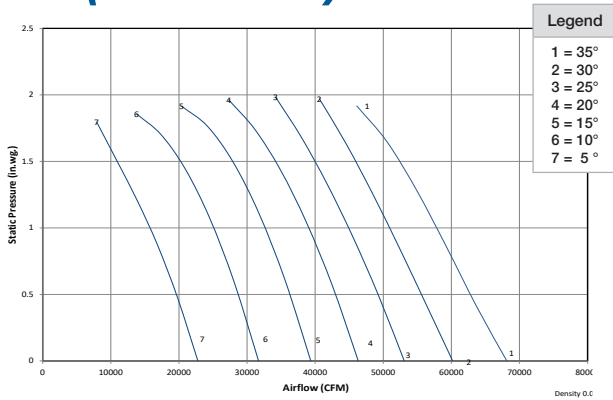
### Sound Data

1170 RPM	C3		C4	
	% WOV	LwA	% WOV	LwA
35°	0	104	0	105
	50	104	50	105
	100	104	100	103
30°	0	101	0	104
	50	102	50	103
	100	101	100	102
25°	0	100	0	103
	50	100	50	102
	100	99	100	101
20°	0	100	0	103
	50	100	50	102
	100	102	100	103
15°	0	100	0	102
	50	100	50	102
	100	104	100	104
10°	0	102	0	104
	50	102	50	103
	100	102	100	103
5°	0	104	0	106
	50	104	50	105
	100	101	100	102

## C3 (975 RPM)



## C4 (975 RPM)



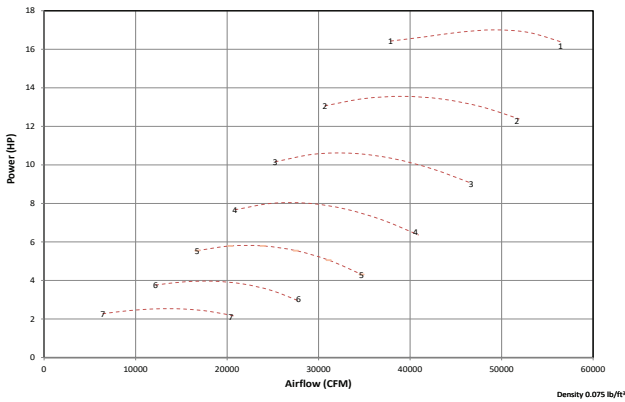
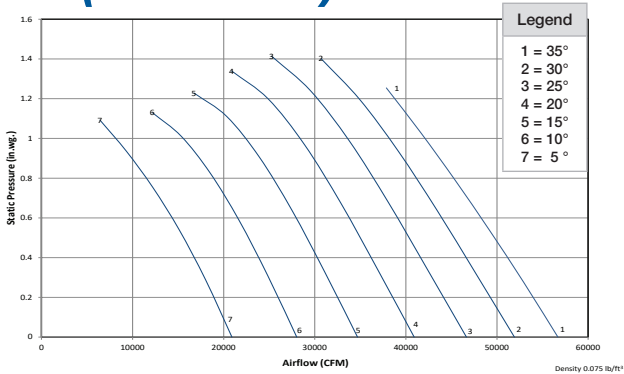
Performance shown is for installation type B: free inlet, ducted outlet. Performance ratings do not include the effects of appurtenances (accessories).

Sound power level ratings and A-weighted sound power ratings are shown in decibels, referred to 10<sup>-12</sup> watts, calculated per AMCA Standard 301. Values shown are for (inlet LWi or inlet LWiA) sound power levels for installation type B: free inlet, ducted outlet. The AMCA International Certified Ratings Seal for sound applies to LWA values only. dBA sound pressure values are weighted with 11.5 dB attenuation based on 5 feet from the fan in a hemispherical free field and are not licensed by AMCA International.

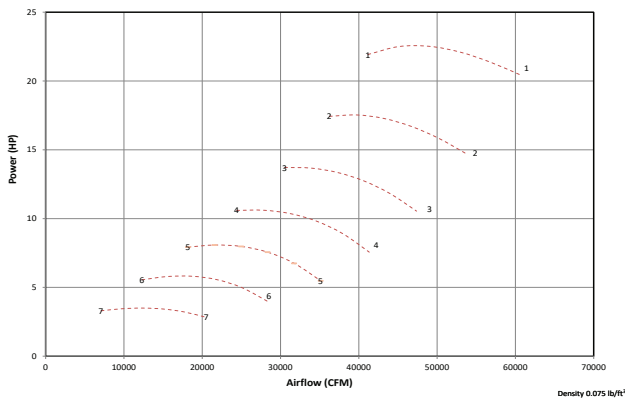
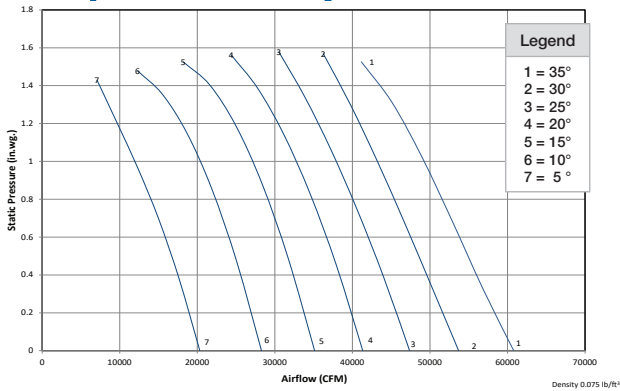
### Sound Data

975 RPM Blade Pitch	C3		C4	
	% WOV	LwA	% WOV	LwA
35°	0	100	0	101
	50	100	50	101
	100	100	100	99
30°	0	97	0	100
	50	98	50	99
	100	97	100	98
25°	0	96	0	99
	50	96	50	98
	100	95	100	97
20°	0	96	0	99
	50	96	50	98
	100	98	100	99
15°	0	96	0	98
	50	96	50	98
	100	100	100	100
10°	0	98	0	100
	50	98	50	99
	100	98	100	99
5°	0	100	0	102
	50	100	50	101
	100	97	100	98

## C3 (870 RPM)



## C4 (870 RPM)



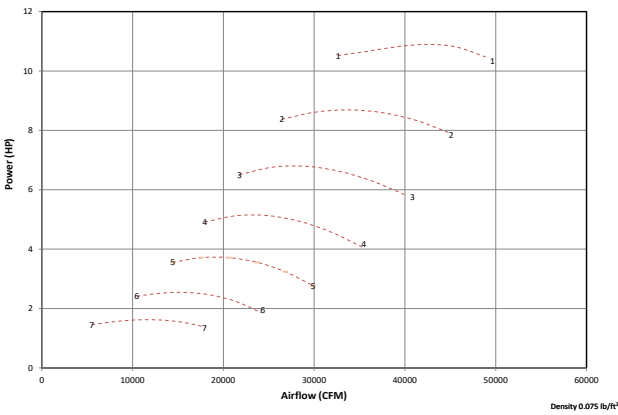
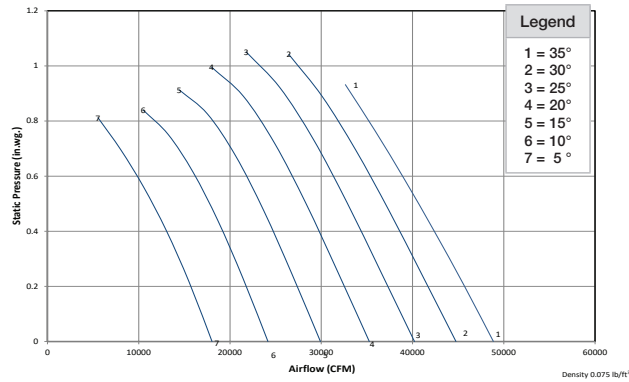
Performance shown is for installation type B: free inlet, ducted outlet. Performance ratings do not include the effects of appurtenances (accessories).

Sound power level ratings and A-weighted sound power ratings are shown in decibels, referred to 10<sup>-12</sup> watts, calculated per AMCA Standard 301. Values shown are for (inlet LWi or inlet LWiA) sound power levels for installation type B: free inlet, ducted outlet. The AMCA International Certified Ratings Seal for sound applies to LWA values only. dBA sound pressure values are weighted with 11.5 dB attenuation based on 5 feet from the fan in a hemispherical free field and are not licensed by AMCA International.

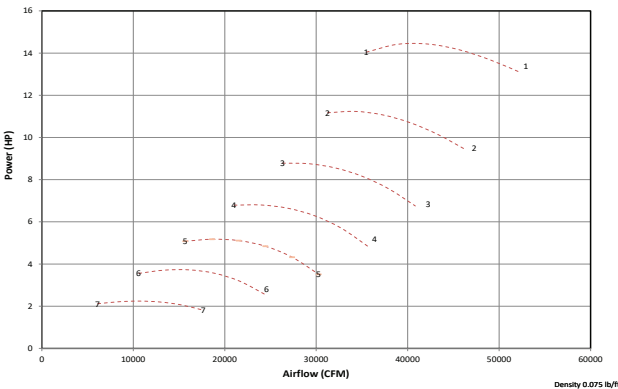
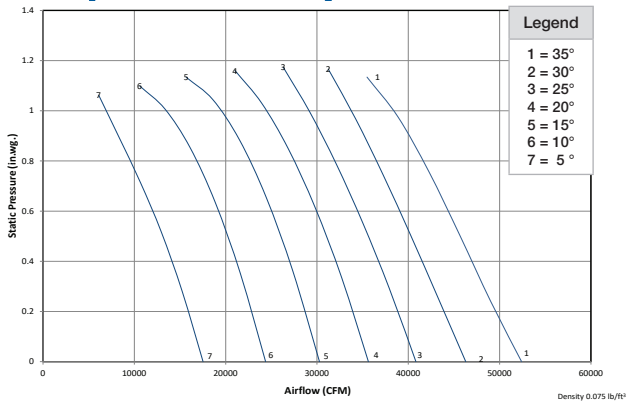
### Sound Data

870 RPM	C3		C4	
	Blade Pitch	% WOV	LwA	% WOV
35°	0	95	0	96
	50	96	50	96
	100	95	100	95
30°	0	93	0	95
	50	93	50	95
	100	93	100	94
25°	0	92	0	94
	50	92	50	93
	100	91	100	93
20°	0	92	0	94
	50	92	50	93
	100	93	100	94
15°	0	92	0	94
	50	91	50	93
	100	96	100	96
10°	0	94	0	96
	50	94	50	95
	100	94	100	94
5°	0	96	0	98
	50	96	50	96
	100	92	100	93

## C3 (750 RPM)



## C4 (750 RPM)



Performance shown is for installation type B: free inlet, ducted outlet. Performance ratings do not include the effects of appurtenances (accessories).

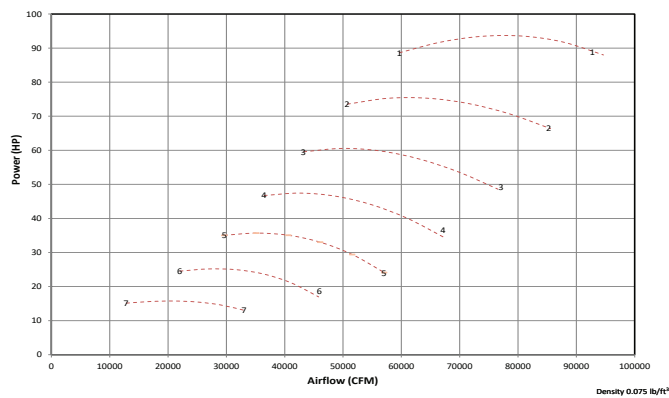
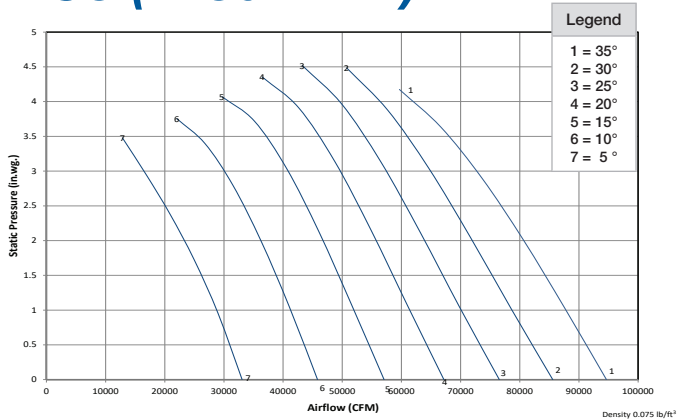
Sound power level ratings and A-weighted sound power ratings are shown in decibels, referred to 10<sup>-12</sup> watts, calculated per AMCA Standard 301. Values shown are for (inlet LWi or inlet LWiA) sound power levels for installation type B: free inlet, ducted outlet. The AMCA International Certified Ratings Seal for sound applies to LWA values only. dBA sound pressure values are weighted with 11.5 dB attenuation based on 5 feet from the fan in a hemispherical free field and are not licensed by AMCA International.

### Sound Data

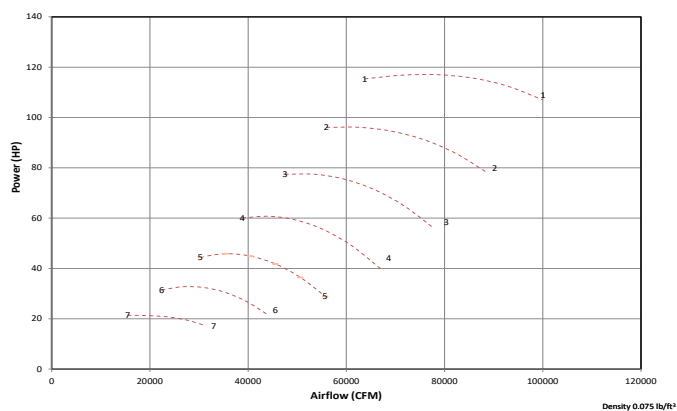
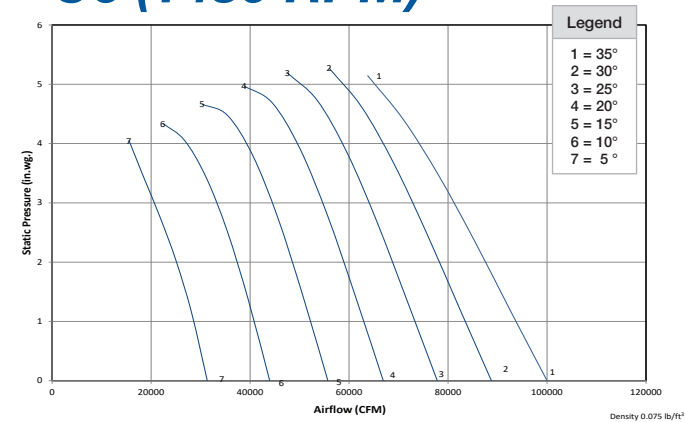
750 RPM Blade Pitch	C3		C4	
	% WOV	LwA	% WOV	LwA
35°	0	92	0	93
	50	93	50	93
	100	92	100	91
30°	0	90	0	92
	50	90	50	91
	100	89	100	90
25°	0	88	0	91
	50	88	50	90
	100	88	100	89
20°	0	88	0	91
	50	88	50	90
	100	90	100	91
15°	0	88	0	91
	50	88	50	90
	100	93	100	93
10°	0	90	0	93
	50	90	50	91
	100	91	100	91
5°	0	93	0	94
	50	93	50	93
	100	88	100	90



## C5 (1450 RPM)



## C6 (1450 RPM)



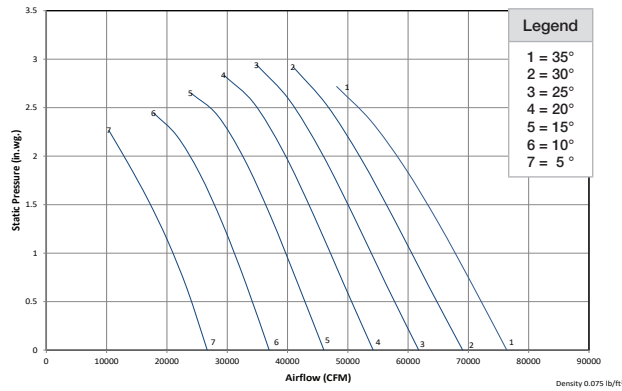
Performance shown is for installation type B: free inlet, ducted outlet. Performance ratings do not include the effects of appurtenances (accessories).

Sound power level ratings and A-weighted sound power ratings are shown in decibels, referred to 10<sup>-12</sup> watts, calculated per AMCA Standard 301. Values shown are for (inlet LWi or inlet LWiA) sound power levels for installation type B: free inlet, ducted outlet. The AMCA International Certified Ratings Seal for sound applies to LWA values only. dBA sound pressure values are weighted with 11.5 dB attenuation based on 5 feet from the fan in a hemispherical free field and are not licensed by AMCA International.

### Sound Data

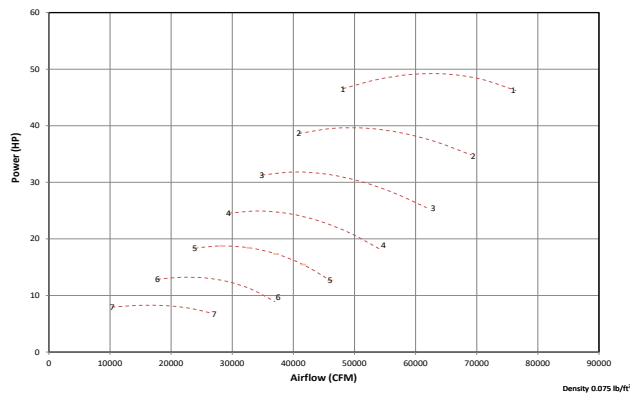
1450 RPM	C5		C6	
	Blade Pitch	% WOV	LwA	% WOV
35°	0	111	0	111
	50	111	50	112
	100	110	100	110
30°	0	110	0	111
	50	109	50	110
	100	108	100	109
25°	0	109	0	110
	50	107	50	109
	100	107	100	108
20°	0	109	0	110
	50	107	50	109
	100	109	100	110
15°	0	108	0	111
	50	106	50	109
	100	110	100	111
10°	0	110	0	111
	50	109	50	110
	100	110	100	110
5°	0	112	0	112
	50	112	50	111
	100	109	100	109

## C5 (1170 RPM)



Performance shown is for installation type B: free inlet, ducted outlet. Performance ratings do not include the effects of appurtenances (accessories).

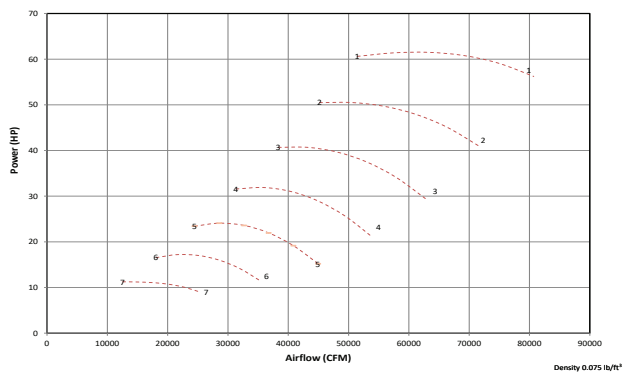
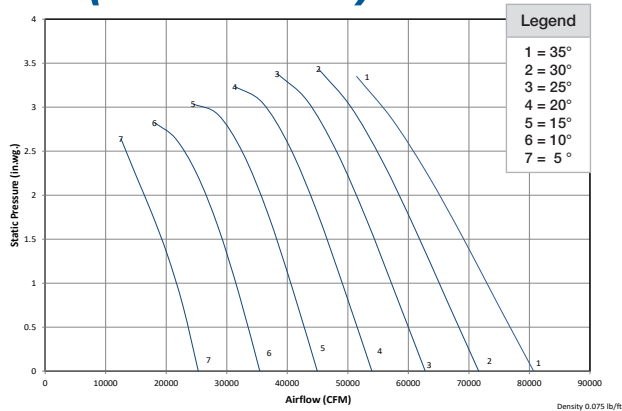
Sound power level ratings and A-weighted sound power ratings are shown in decibels, referred to 10<sup>-12</sup> watts, calculated per AMCA Standard 301. Values shown are for (inlet LWi or inlet LWiA) sound power levels for installation type B: free inlet, ducted outlet. The AMCA International Certified Ratings Seal for sound applies to LWA values only. dBA sound pressure values are weighted with 11.5 dB attenuation based on 5 feet from the fan in a hemispherical free field and are not licensed by AMCA International.



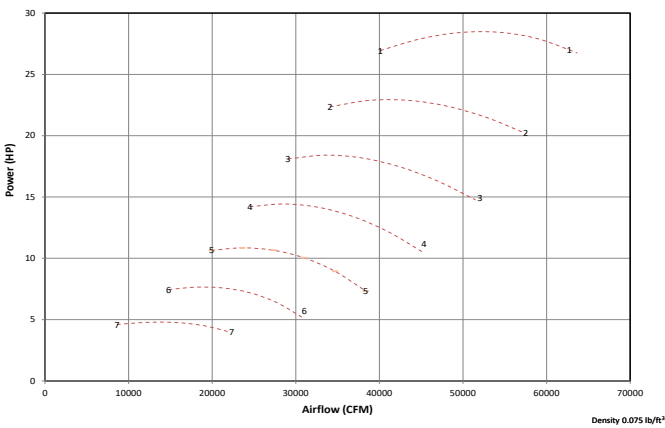
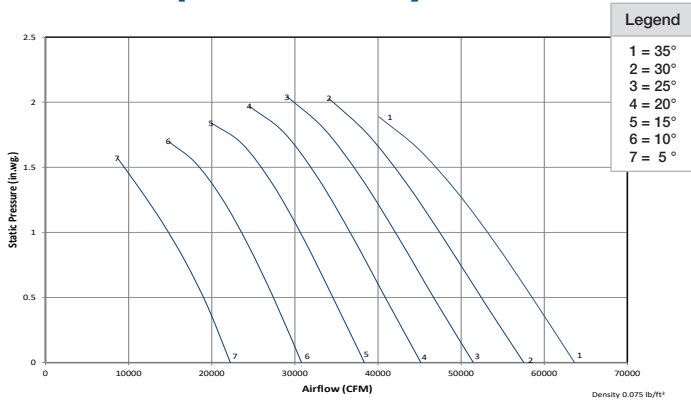
### Sound Data

1170 RPM	C5		C6	
	% WOV	LwA	% WOV	LwA
35°	0	105	0	105
	50	104	50	105
	100	103	100	103
30°	0	104	0	105
	50	103	50	104
	100	102	100	102
25°	0	103	0	104
	50	101	50	103
	100	101	100	101
20°	0	102	0	104
	50	100	50	103
	100	102	100	103
15°	0	102	0	105
	50	100	50	103
	100	104	100	105
10°	0	104	0	105
	50	102	50	104
	100	103	100	104
5°	0	106	0	107
	50	105	50	105
	100	103	100	103

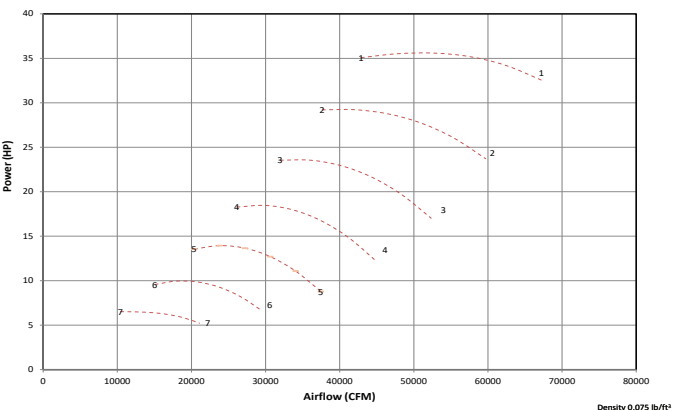
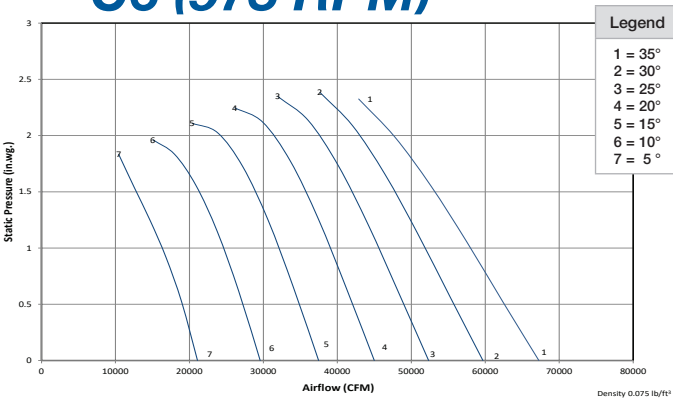
## C6 (1170 RPM)



## C5 (975 RPM)



## C6 (975 RPM)



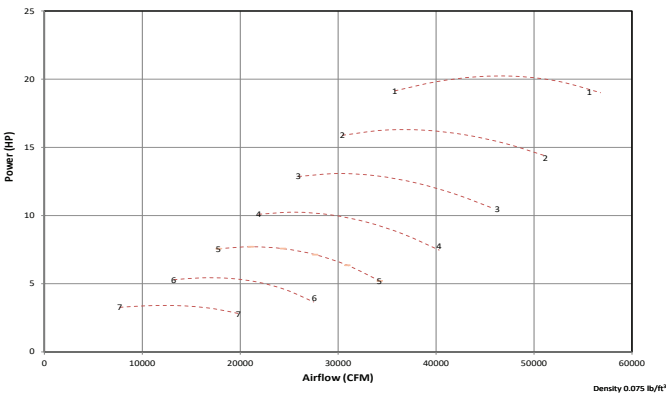
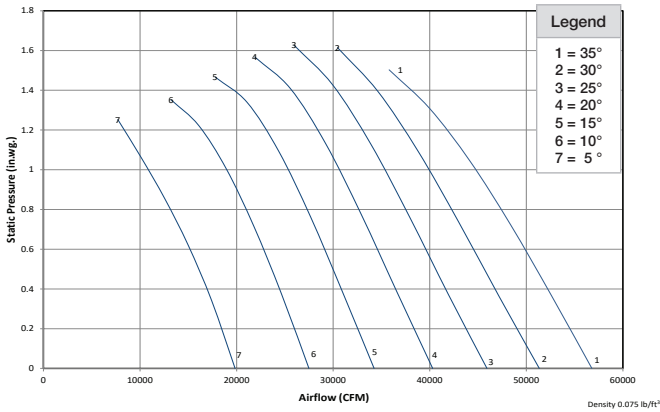
Performance shown is for installation type B: free inlet, ducted outlet. Performance ratings do not include the effects of appurtenances (accessories).

Sound power level ratings and A-weighted sound power ratings are shown in decibels, referred to 10<sup>-12</sup> watts, calculated per AMCA Standard 301. Values shown are for (inlet LWi or inlet LWiA) sound power levels for installation type B: free inlet, ducted outlet. The AMCA International Certified Ratings Seal for sound applies to LWA values only. dBA sound pressure values are weighted with 11.5 dB attenuation based on 5 feet from the fan in a hemispherical free field and are not licensed by AMCA International.

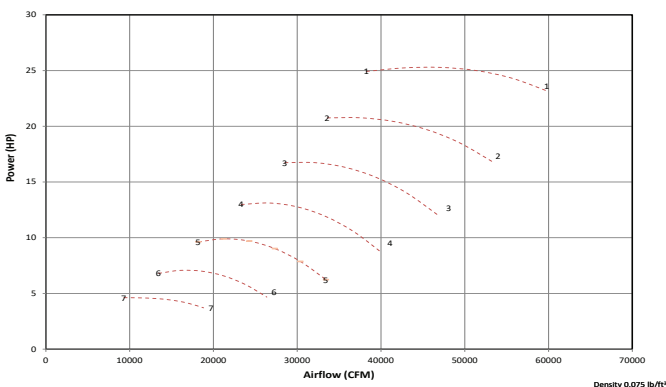
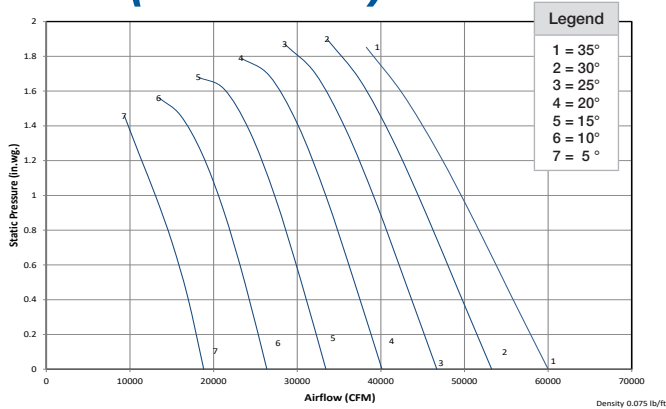
### Sound Data

975 RPM Blade Pitch	C5		C6	
	% WOV	LwA	% WOV	LwA
35°	0	101	0	101
	50	101	50	101
	100	99	100	99
30°	0	100	0	101
	50	99	50	100
	100	98	100	98
25°	0	99	0	100
	50	97	50	99
	100	97	100	97
20°	0	98	0	100
	50	96	50	99
	100	98	100	99
15°	0	98	0	101
	50	96	50	99
	100	100	100	101
10°	0	100	0	102
	50	98	50	100
	100	99	100	100
5°	0	102	0	103
	50	102	50	101
	100	99	100	99

## C5 (870 RPM)



## C6 (870 RPM)



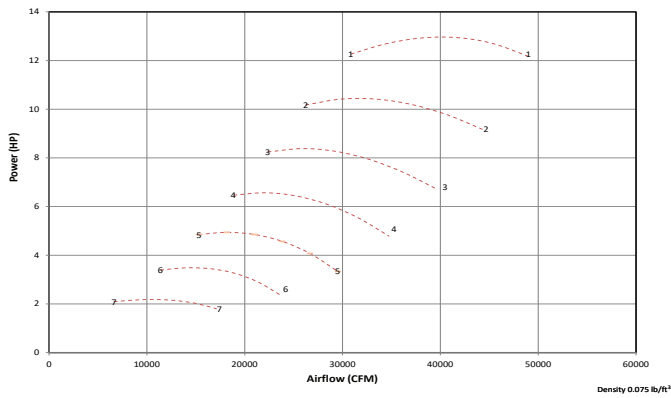
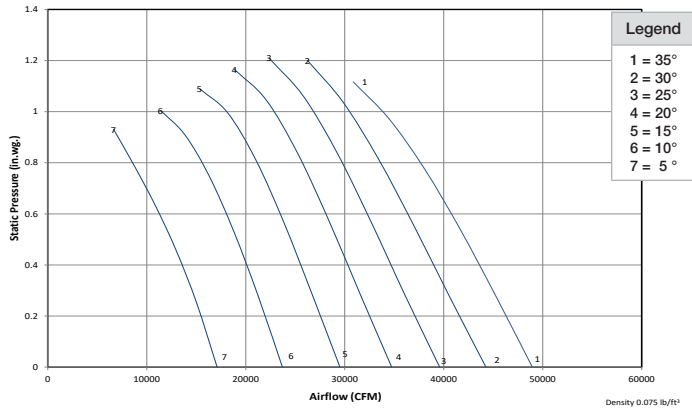
Performance shown is for installation type B: free inlet, ducted outlet. Performance ratings do not include the effects of appurtenances (accessories).

Sound power level ratings and A-weighted sound power ratings are shown in decibels, referred to 10<sup>-12</sup> watts, calculated per AMCA Standard 301. Values shown are for (inlet LWi or inlet LWiA) sound power levels for installation type B: free inlet, ducted outlet. The AMCA International Certified Ratings Seal for sound applies to LWA values only. dBA sound pressure values are weighted with 11.5 dB attenuation based on 5 feet from the fan in a hemispherical free field and are not licensed by AMCA International.

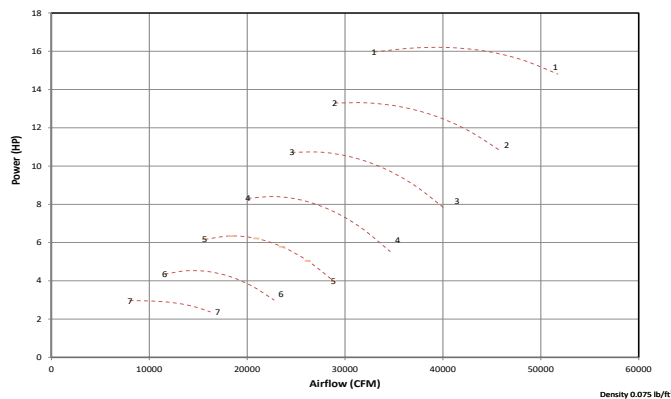
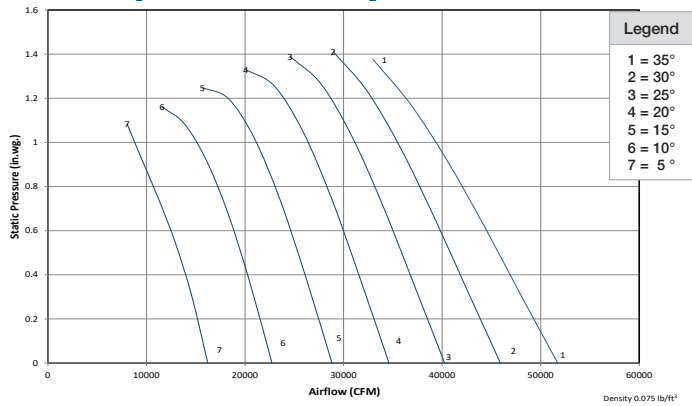
### Sound Data

870 RPM Blade Pitch	C5		C6	
	% WOV	LwA	% WOV	LwA
35°	0	96	0	97
	50	96	50	97
	100	95	100	95
30°	0	95	0	96
	50	94	50	95
	100	94	100	94
25°	0	94	0	96
	50	92	50	94
	100	92	100	93
20°	0	94	0	96
	50	92	50	94
	100	94	100	95
15°	0	94	0	96
	50	91	50	94
	100	95	100	97
10°	0	96	0	97
	50	94	50	95
	100	94	100	95
5°	0	97	0	99
	50	97	50	96
	100	93	100	94

## C5 (750 RPM)



## C6 (750 RPM)



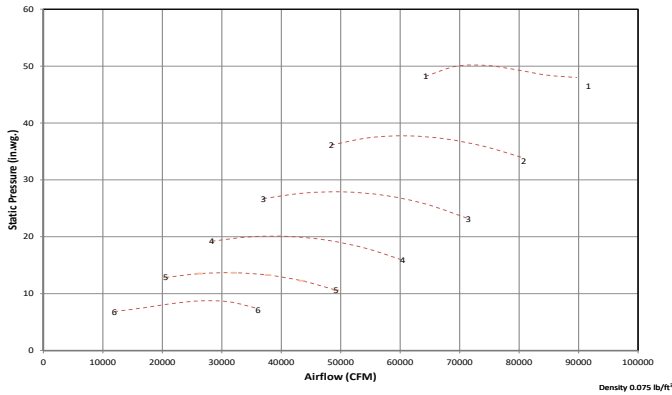
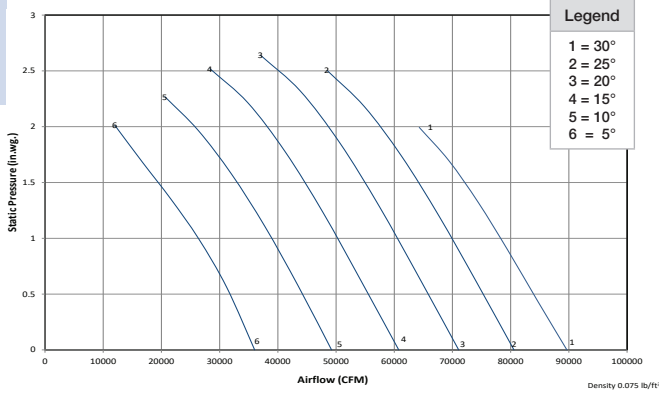
Performance shown is for installation type B: free inlet, ducted outlet. Performance ratings do not include the effects of appurtenances (accessories).

Sound power level ratings and A-weighted sound power ratings are shown in decibels, referred to 10<sup>-12</sup> watts, calculated per AMCA Standard 301. Values shown are for (inlet LWi or inlet LWiA) sound power levels for installation type B: free inlet, ducted outlet. The AMCA International Certified Ratings Seal for sound applies to LWA values only. dBA sound pressure values are weighted with 11.5 dB attenuation based on 5 feet from the fan in a hemispherical free field and are not licensed by AMCA International.

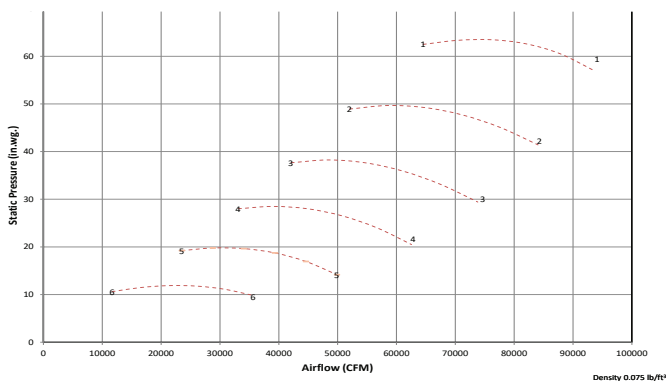
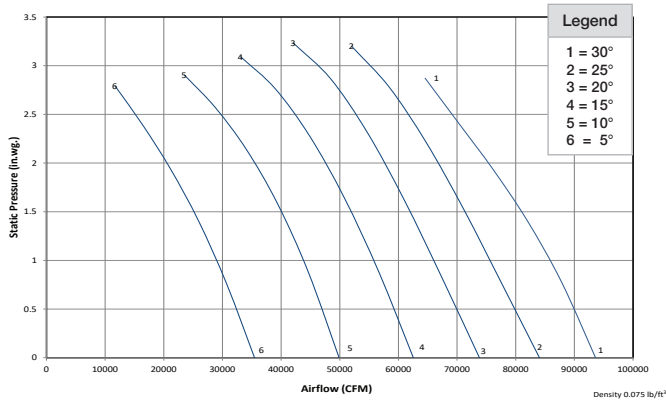
## Sound Data

750 RPM Blade Pitch	C5		C6	
	% WOV	LwA	% WOV	LwA
35°	0	93	0	93
	50	93	50	93
	100	92	100	92
30°	0	92	0	93
	50	91	50	92
	100	90	100	91
25°	0	91	0	93
	50	89	50	91
	100	89	100	90
20°	0	91	0	93
	50	89	50	91
	100	91	100	92
15°	0	91	0	93
	50	88	50	91
	100	92	100	94
10°	0	92	0	94
	50	91	50	92
	100	91	100	92
5°	0	94	0	95
	50	94	50	93
	100	90	100	91

## C3 (1170 RPM)



## C4 (1170 RPM)



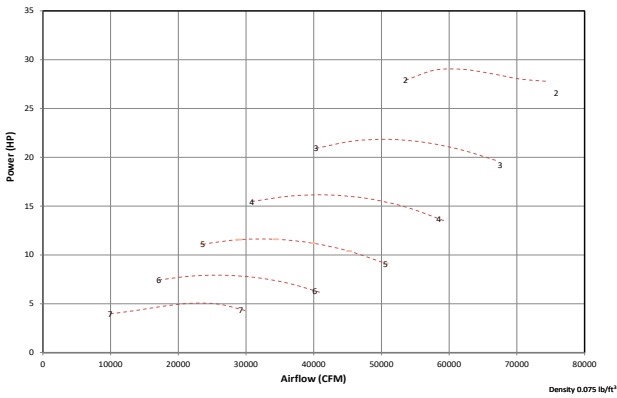
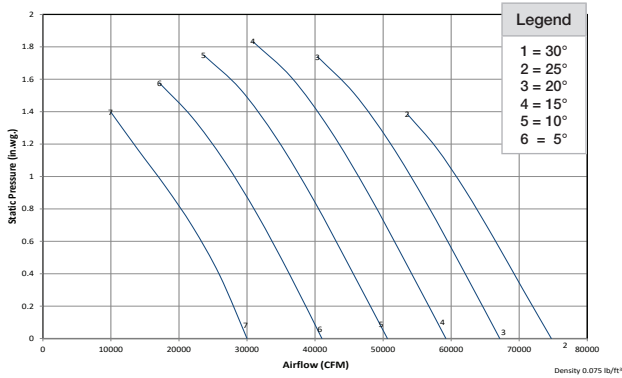
Performance shown is for installation type B: free inlet, ducted outlet. Performance ratings do not include the effects of appurtenances (accessories).

Sound power level ratings and A-weighted sound power ratings are shown in decibels, referred to 10<sup>-12</sup> watts, calculated per AMCA Standard 301. Values shown are for (inlet LWi or inlet LWiA) sound power levels for installation type B: free inlet, ducted outlet. The AMCA International Certified Ratings Seal for sound applies to LWA values only. dBA sound pressure values are weighted with 11.5 dB attenuation based on 5 feet from the fan in a hemispherical free field and are not licensed by AMCA International.

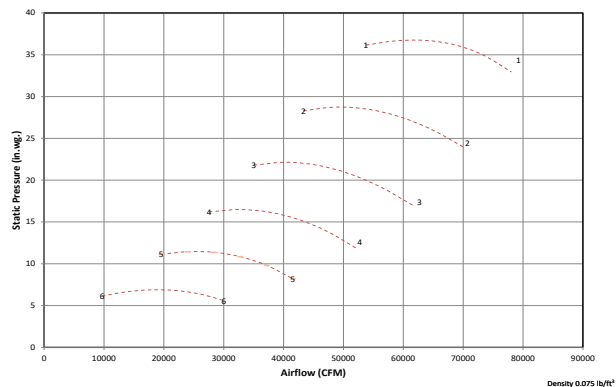
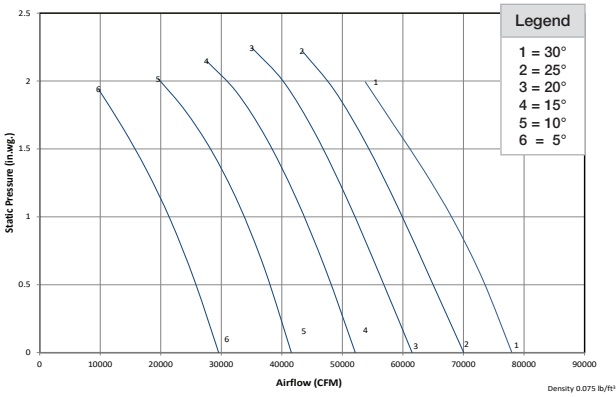
### Sound Data

1170 RPM Blade Pitch	C3		C4	
	% WOV	LwA	% WOV	LwA
35°	0	107	0	109
	50	108	50	109
	100	107	100	107
30°	0	106	0	108
	50	106	50	108
	100	105	100	106
25°	0	104	0	107
	50	105	50	106
	100	103	100	105
20°	0	104	0	107
	50	104	50	106
	100	106	100	107
15°	0	104	0	106
	50	104	50	106
	100	109	100	109
10°	0	106	0	108
	50	106	50	107
	100	107	100	108
5°	0	108	0	110
	50	109	50	109
	100	105	100	107

## C3 (975 RPM)



## C4 (975 RPM)



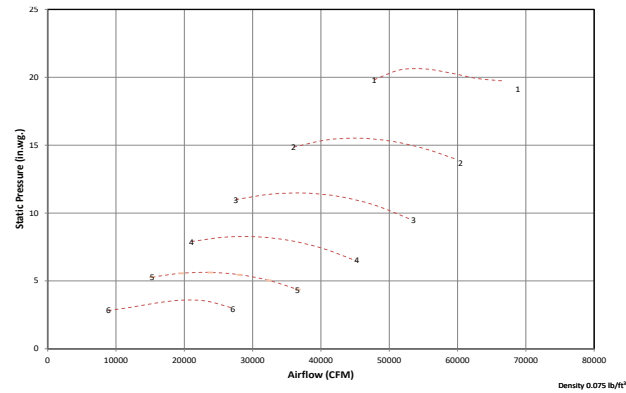
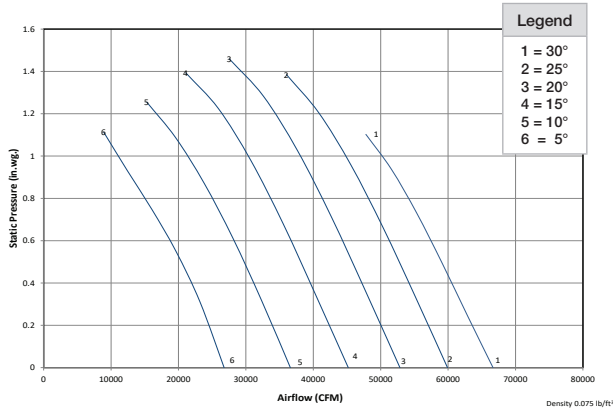
Performance shown is for installation type B: free inlet, ducted outlet. Performance ratings do not include the effects of appurtenances (accessories).

Sound power level ratings and A-weighted sound power ratings are shown in decibels, referred to 10<sup>-12</sup> watts, calculated per AMCA Standard 301. Values shown are for (inlet LWi or inlet LWiA) sound power levels for installation type B: free inlet, ducted outlet. The AMCA International Certified Ratings Seal for sound applies to LWA values only. dBA sound pressure values are weighted with 11.5 dB attenuation based on 5 feet from the fan in a hemispherical free field and are not licensed by AMCA International.

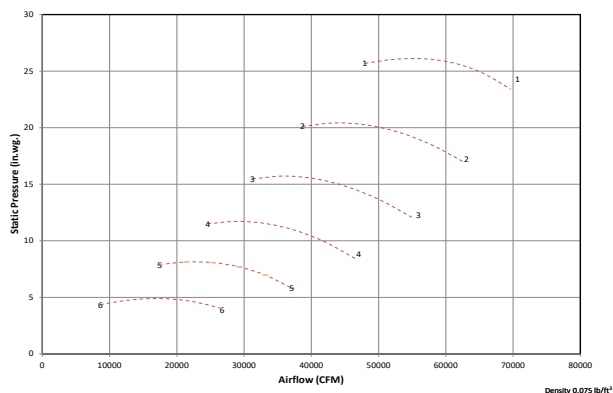
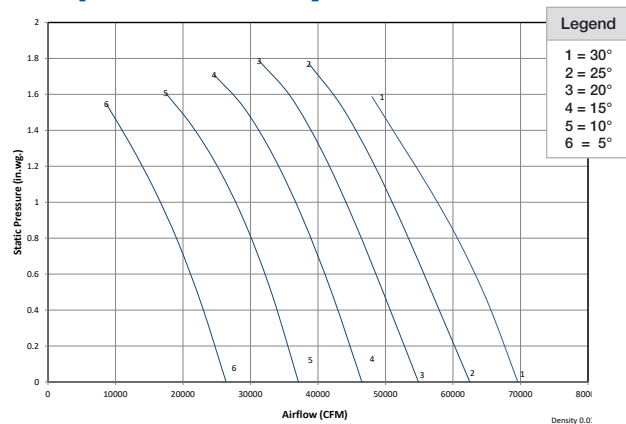
## Sound Data

975 RPM Blade Pitch	C3		C4	
	% WOV	LwA	% WOV	LwA
35°	0	106	0	104
	50	102	50	104
	100	101	100	102
30°	0	100	0	103
	50	100	50	102
	100	99	100	101
25°	0	98	0	101
	50	98	50	100
	100	97	100	99
20°	0	98	0	101
	50	98	50	100
	100	100	100	101
15°	0	98	0	101
	50	98	50	100
	100	103	100	103
10°	0	100	0	102
	50	100	50	101
	100	100	100	101
5°	0	102	0	104
	50	103	50	103
	100	99	100	100

## C3 (870 RPM)



## C4 (870 RPM)



Performance shown is for installation type B: free inlet, ducted outlet. Performance ratings do not include the effects of appurtenances (accessories).

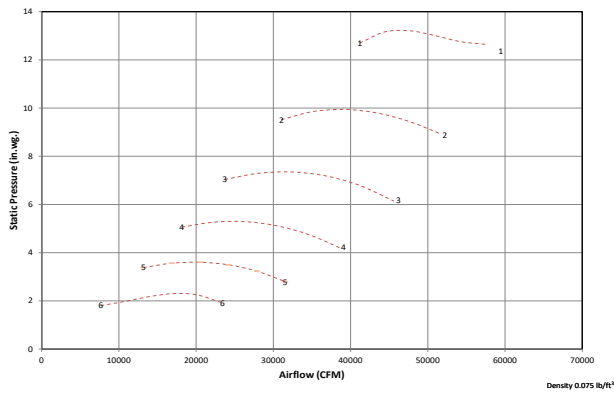
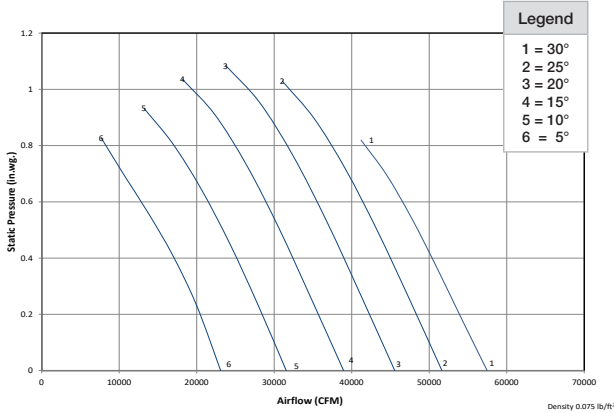
Sound power level ratings and A-weighted sound power ratings are shown in decibels, referred to 10<sup>-12</sup> watts, calculated per AMCA Standard 301. Values shown are for (inlet LWi or inlet LWiA) sound power levels for installation type B: free inlet, ducted outlet. The AMCA International Certified Ratings Seal for sound applies to LWA values only. dBA sound pressure values are weighted with 11.5 dB attenuation based on 5 feet from the fan in a hemispherical free field and are not licensed by AMCA International.

### Sound Data

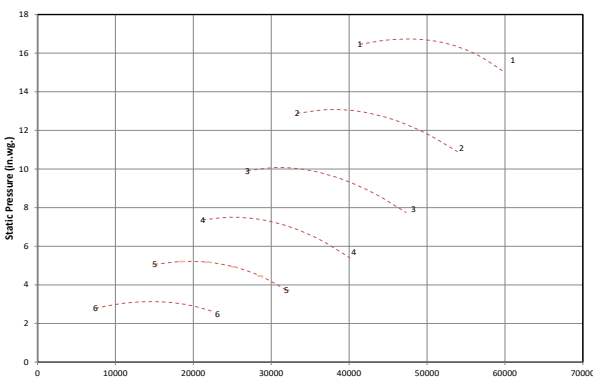
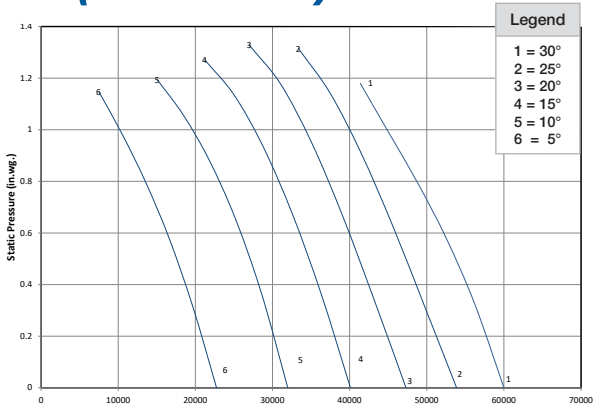
870 RPM	C3		C4	
	% WOV	LwA	% WOV	LwA
35°	0	99	0	101
	50	99	50	101
	100	99	100	99
30°	0	97	0	100
	50	98	50	99
	100	97	100	98
25°	0	96	0	99
	50	96	50	97
	100	95	100	97
20°	0	96	0	98
	50	96	50	97
	100	97	100	98
15°	0	96	0	98
	50	96	50	98
	100	100	100	100
10°	0	98	0	100
	50	98	50	99
	100	98	100	99
5°	0	100	0	102
	50	100	50	100
	100	96	100	98



## C3 (750 RPM)



## C4 (750 RPM)



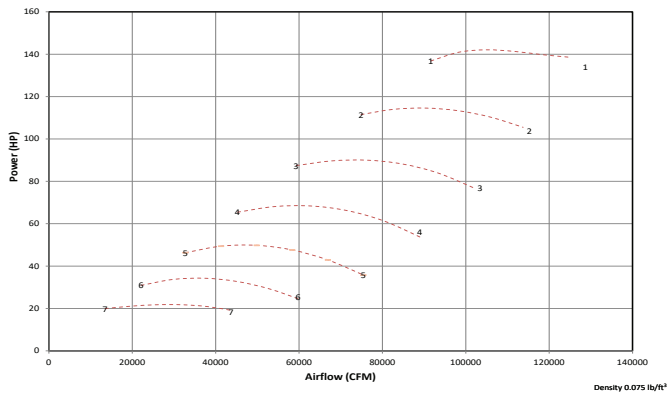
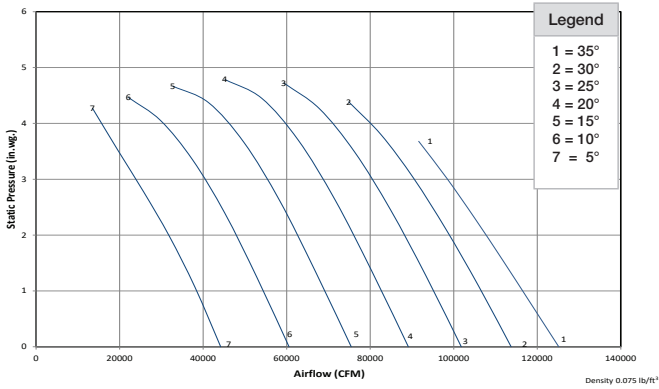
Performance shown is for installation type B: free inlet, ducted outlet. Performance ratings do not include the effects of appurtenances (accessories).

Sound power level ratings and A-weighted sound power ratings are shown in decibels, referred to 10<sup>-12</sup> watts, calculated per AMCA Standard 301. Values shown are for (inlet LWi or inlet LWiA) sound power levels for installation type B: free inlet, ducted outlet. The AMCA International Certified Ratings Seal for sound applies to LWA values only. dBA sound pressure values are weighted with 11.5 dB attenuation based on 5 feet from the fan in a hemispherical free field and are not licensed by AMCA International.

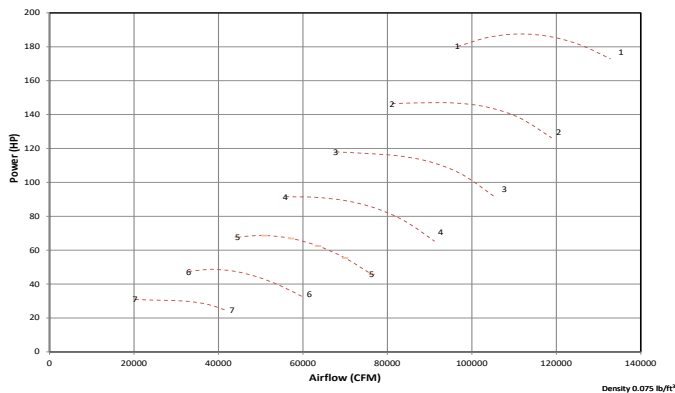
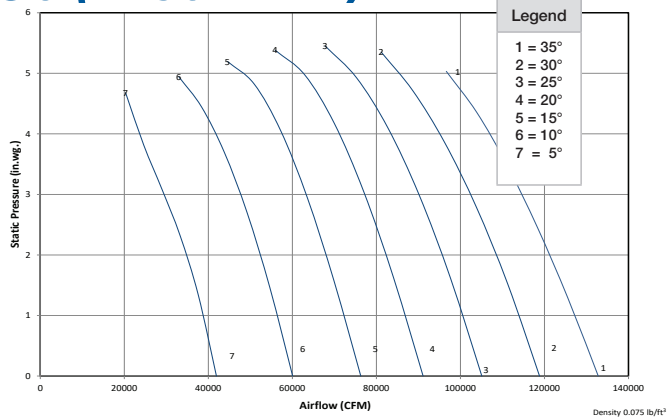
### Sound Data

750 RPM	C3		C4	
	% WOV	LwA	% WOV	LwA
35°	0	95	0	97
	50	96	50	97
	100	95	100	95
30°	0	94	0	96
	50	94	50	95
	100	93	100	94
25°	0	92	0	95
	50	92	50	94
	100	91	100	93
20°	0	92	0	95
	50	92	50	94
	100	94	100	95
15°	0	92	0	95
	50	92	50	94
	100	97	100	97
10°	0	94	0	96
	50	94	50	95
	100	94	100	95
5°	0	96	0	98
	50	96	50	97
	100	92	100	94

## C5 (1450 RPM)



## C6 (1450 RPM)



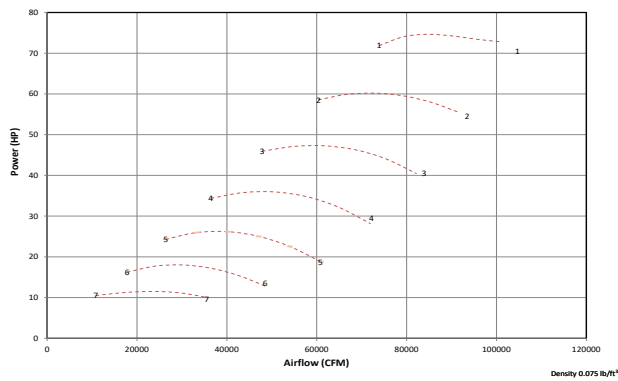
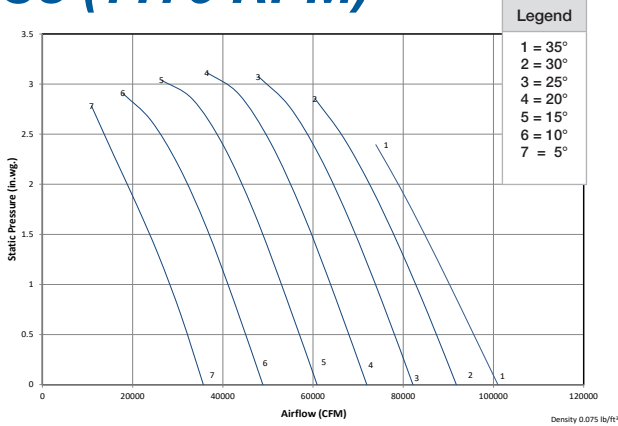
Performance shown is for installation type B: free inlet, ducted outlet. Performance ratings do not include the effects of appurtenances (accessories).

Sound power level ratings and A-weighted sound power ratings are shown in decibels, referred to 10<sup>-12</sup> watts, calculated per AMCA Standard 301. Values shown are for (inlet LWi or inlet LWiA) sound power levels for installation type B: free inlet, ducted outlet. The AMCA International Certified Ratings Seal for sound applies to LWA values only. dBA sound pressure values are weighted with 11.5 dB attenuation based on 5 feet from the fan in a hemispherical free field and are not licensed by AMCA International.

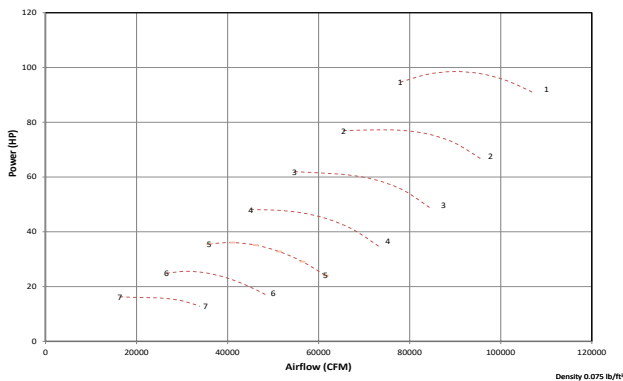
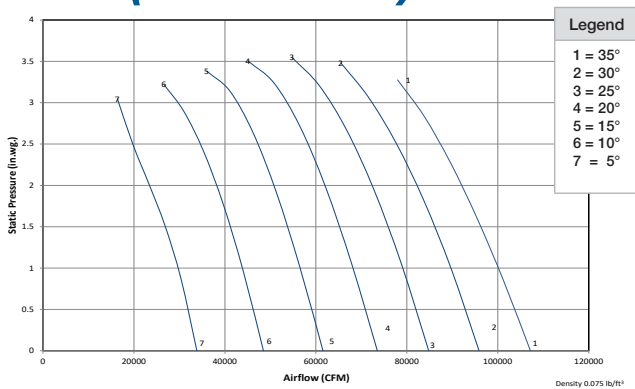
### Sound Data

1450 RPM Blade Pitch	C5		C6	
	% WOV	LwA	% WOV	LwA
35°	0	115	0	117
	50	114	50	117
	100	113	100	115
30°	0	114	0	117
	50	112	50	116
	100	112	100	114
25°	0	112	0	116
	50	111	50	115
	100	111	100	114
20°	0	112	0	116
	50	110	50	115
	100	112	100	115
15°	0	112	0	116
	50	109	50	115
	100	113	100	118
10°	0	113	0	117
	50	112	50	116
	100	113	100	116
5°	0	115	0	118
	50	115	50	118
	100	113	100	116

## C5 (1170 RPM)



## C6 (1170 RPM)



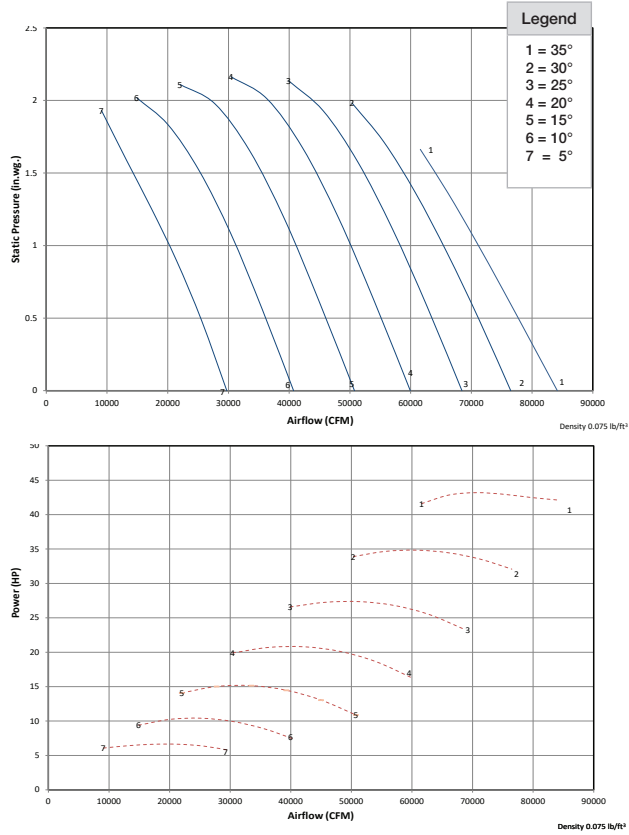
Performance shown is for installation type B: free inlet, ducted outlet. Performance ratings do not include the effects of appurtenances (accessories).

Sound power level ratings and A-weighted sound power ratings are shown in decibels, referred to 10<sup>-12</sup> watts, calculated per AMCA Standard 301. Values shown are for (inlet LWi or inlet LWiA) sound power levels for installation type B: free inlet, ducted outlet. The AMCA International Certified Ratings Seal for sound applies to LWA values only. dBA sound pressure values are weighted with 11.5 dB attenuation based on 5 feet from the fan in a hemispherical free field and are not licensed by AMCA International.

### Sound Data

1170 RPM	C5		C6	
	Blade Pitch	% WOV	LwA	% WOV
35°	0	109	0	109
	50	108	50	109
	100	107	100	107
30°	0	107	0	109
	50	106	50	108
	100	106	100	107
25°	0	106	0	108
	50	105	50	107
	100	105	100	106
20°	0	106	0	108
	50	104	50	107
	100	106	100	108
15°	0	105	0	109
	50	103	50	107
	100	107	100	110
10°	0	107	0	110
	50	106	50	108
	100	106	100	108
5°	0	109	0	111
	50	109	50	109
	100	106	100	107

## C5 (975 RPM)



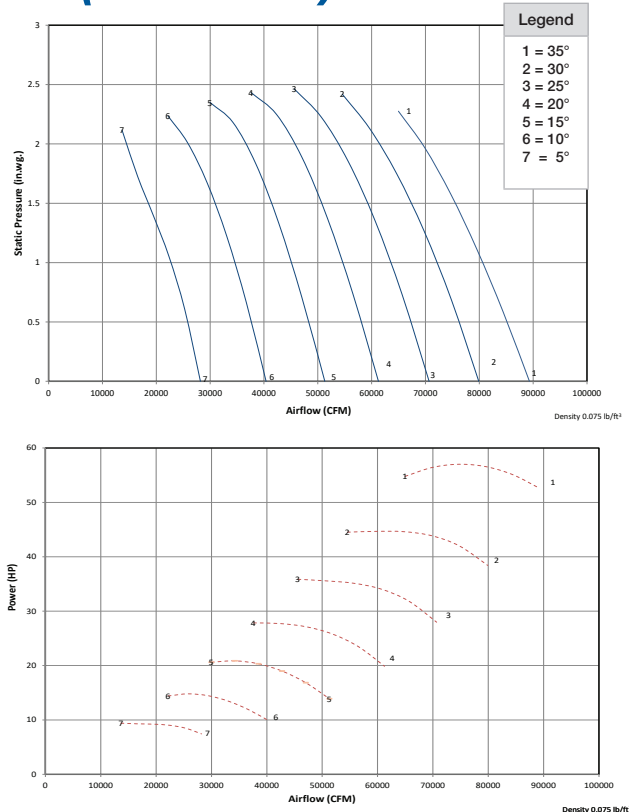
Performance shown is for installation type B: free inlet, ducted outlet. Performance ratings do not include the effects of appurtenances (accessories).

Sound power level ratings and A-weighted sound power ratings are shown in decibels, referred to 10<sup>-12</sup> watts, calculated per AMCA Standard 301. Values shown are for (inlet LWi or inlet LWiA) sound power levels for installation type B: free inlet, ducted outlet. The AMCA International Certified Ratings Seal for sound applies to LWA values only. dBA sound pressure values are weighted with 11.5 dB attenuation based on 5 feet from the fan in a hemispherical free field and are not licensed by AMCA International.

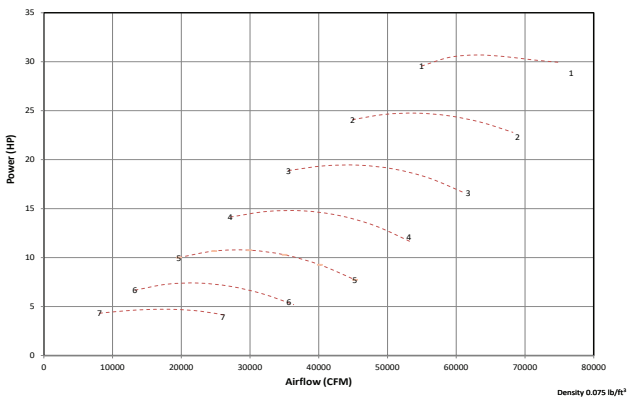
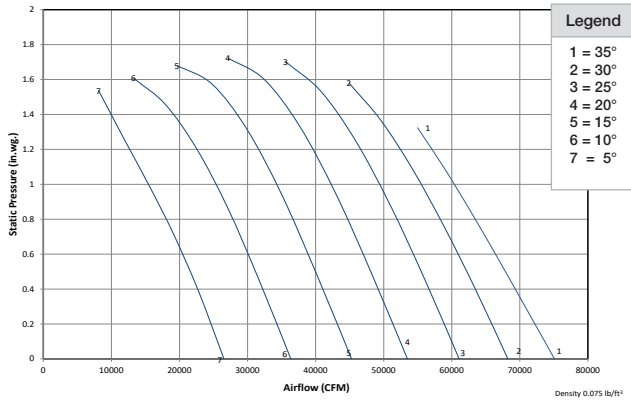
### Sound Data

975 RPM Blade Pitch	C5		C6	
	% WOV	LwA	% WOV	LwA
35°	0	104	0	104
	50	104	50	104
	100	103	100	102
30°	0	103	0	103
	50	102	50	103
	100	101	100	101
25°	0	102	0	103
	50	100	50	101
	100	100	100	100
20°	0	102	0	103
	50	100	50	101
	100	102	100	101
15°	0	102	0	103
	50	99	50	101
	100	103	100	104
10°	0	103	0	104
	50	102	50	102
	100	102	100	102
5°	0	105	0	105
	50	105	50	103
	100	102	100	101

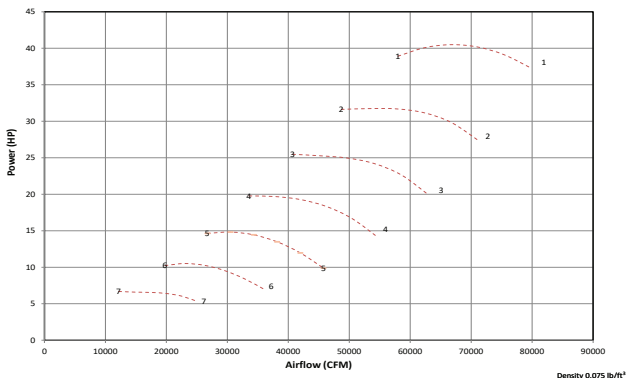
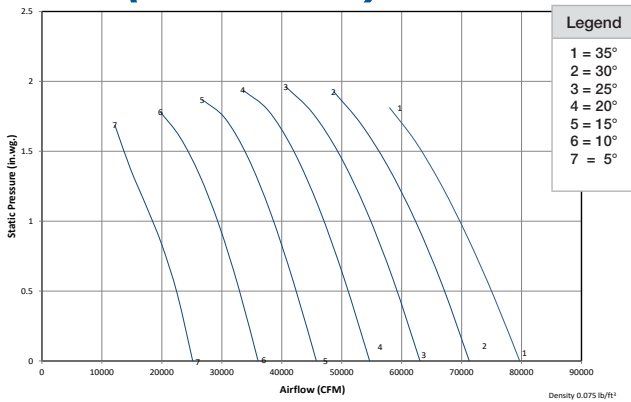
## C6 (975 RPM)



## C5 (870 RPM)



## C6 (870 RPM)



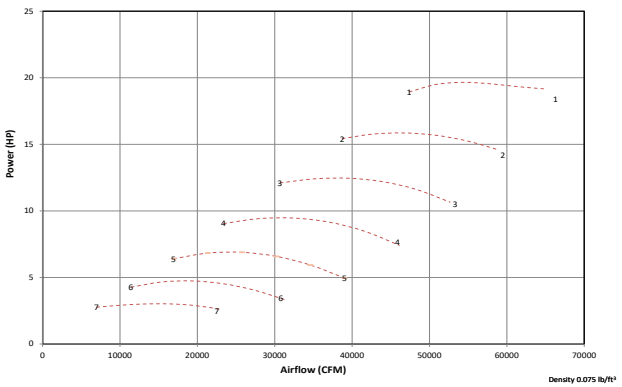
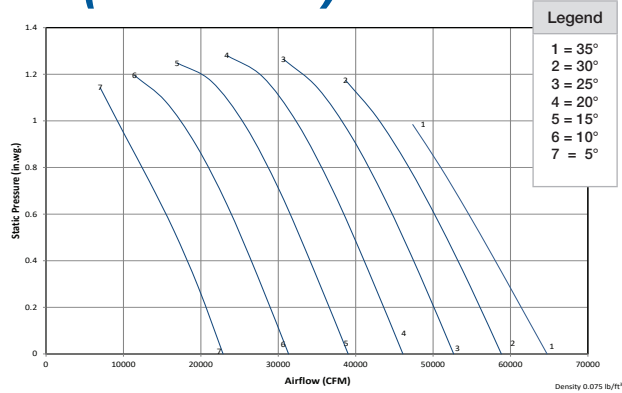
Performance shown is for installation type B: free inlet, ducted outlet. Performance ratings do not include the effects of appurtenances (accessories).

Sound power level ratings and A-weighted sound power ratings are shown in decibels, referred to 10<sup>-12</sup> watts, calculated per AMCA Standard 301. Values shown are for (inlet LWi or inlet LWiA) sound power levels for installation type B: free inlet, ducted outlet. The AMCA International Certified Ratings Seal for sound applies to LWA values only. dBA sound pressure values are weighted with 11.5 dB attenuation based on 5 feet from the fan in a hemispherical free field and are not licensed by AMCA International.

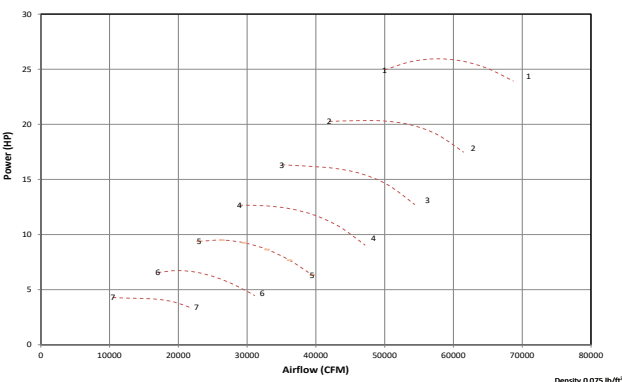
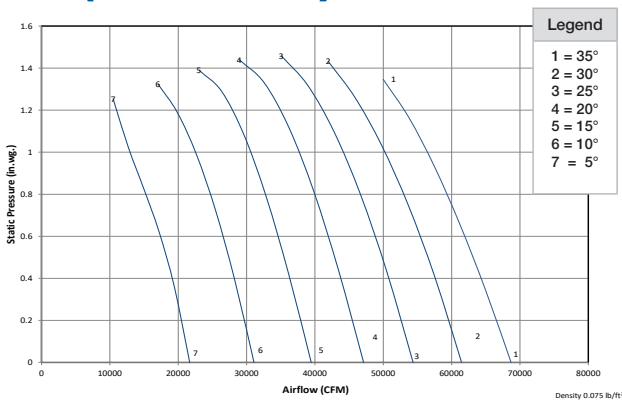
### Sound Data

870 RPM	C5		C6	
	% WOV	LwA	% WOV	LwA
35°	0	101	0	101
	50	100	50	101
	100	99	100	99
30°	0	100	0	101
	50	98	50	100
	100	98	100	98
25°	0	99	0	100
	50	97	50	98
	100	97	100	97
20°	0	98	0	100
	50	96	50	98
	100	98	100	99
15°	0	98	0	101
	50	96	50	99
	100	100	100	101
10°	0	100	0	102
	50	98	50	100
	100	99	100	100
5°	0	102	0	104
	50	101	50	100
	100	98	100	99

## C5 (750 RPM)



## C6 (750 RPM)



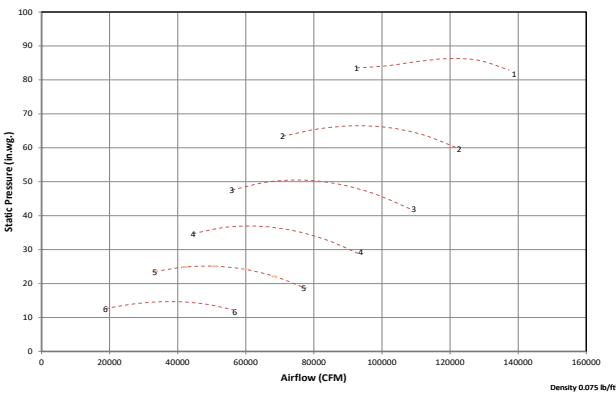
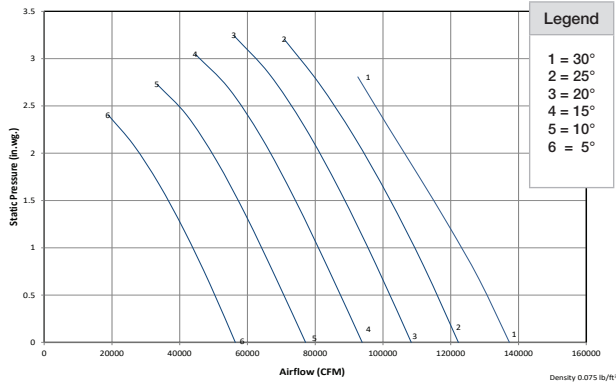
Performance shown is for installation type B: free inlet, ducted outlet. Performance ratings do not include the effects of appurtenances (accessories).

Sound power level ratings and A-weighted sound power ratings are shown in decibels, referred to 10<sup>-12</sup> watts, calculated per AMCA Standard 301. Values shown are for (inlet LWi or inlet LWiA) sound power levels for installation type B: free inlet, ducted outlet. The AMCA International Certified Ratings Seal for sound applies to LWA values only. dBA sound pressure values are weighted with 11.5 dB attenuation based on 5 feet from the fan in a hemispherical free field and are not licensed by AMCA International.

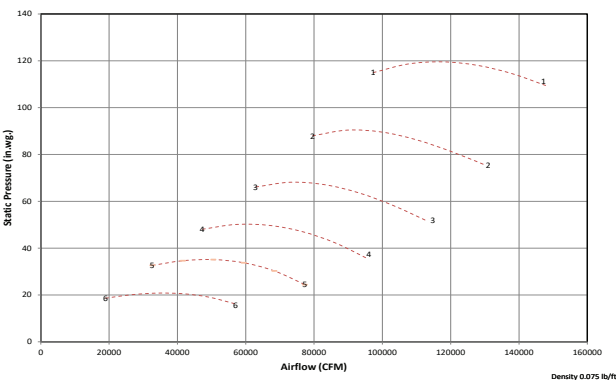
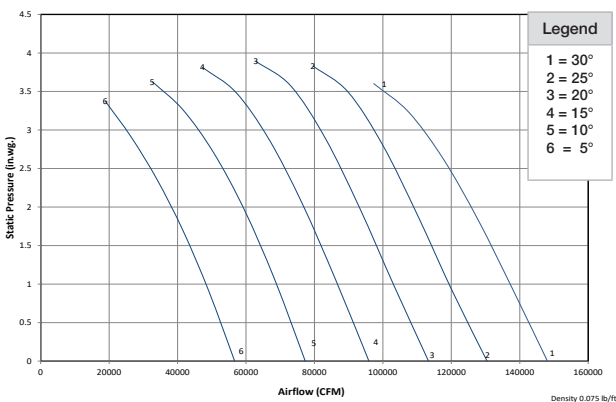
### Sound Data

750 RPM	C5		C6	
	% WOV	LwA	% WOV	LwA
35°	0	97	0	97
	50	96	50	97
	100	95	100	95
30°	0	96	0	97
	50	95	50	96
	100	94	100	94
25°	0	95	0	96
	50	93	50	95
	100	93	100	94
20°	0	94	0	97
	50	92	50	95
	100	94	100	95
15°	0	94	0	97
	50	92	50	95
	100	94	100	97
10°	0	96	0	98
	50	94	50	96
	100	95	100	96
5°	0	98	0	99
	50	97	50	97
	100	94	100	95

## C3 (1170 RPM)



## C4 (1170 RPM)



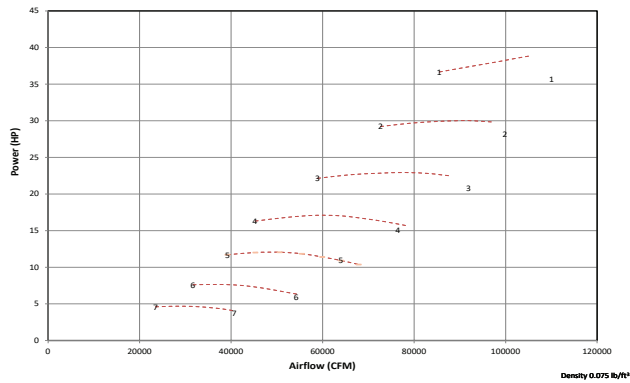
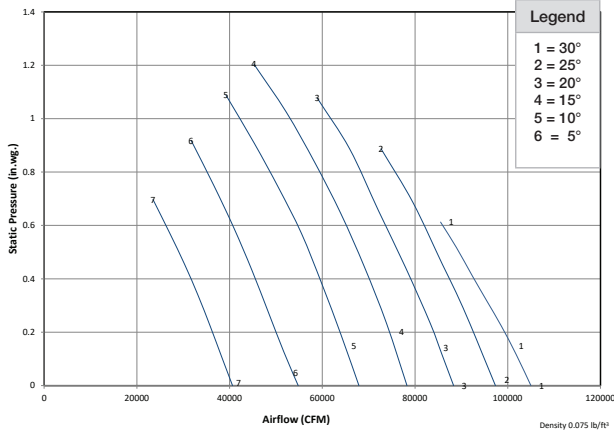
Performance shown is for installation type B: free inlet, ducted outlet. Performance ratings do not include the effects of appurtenances (accessories).

Sound power level ratings and A-weighted sound power ratings are shown in decibels, referred to 10<sup>-12</sup> watts, calculated per AMCA Standard 301. Values shown are for (inlet LWi or inlet LWiA) sound power levels for installation type B: free inlet, ducted outlet. The AMCA International Certified Ratings Seal for sound applies to LWA values only. dBA sound pressure values are weighted with 11.5 dB attenuation based on 5 feet from the fan in a hemispherical free field and are not licensed by AMCA International.

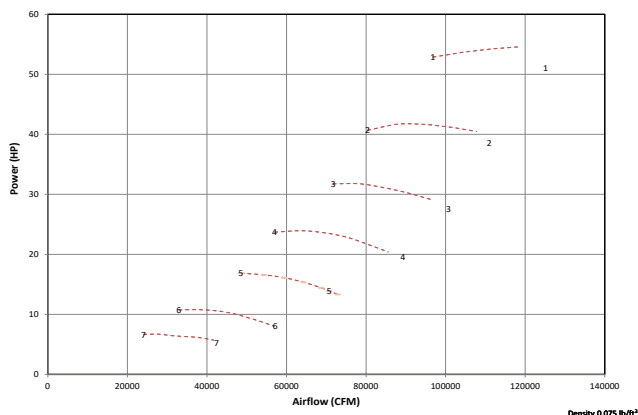
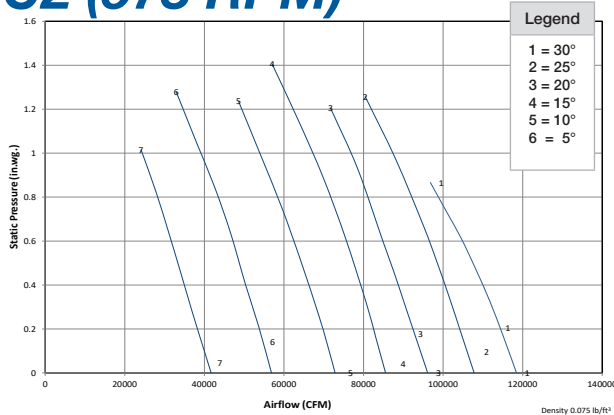
### Sound Data

1170 RPM Blade Pitch	C3		C4	
	% WOV	LwA	% WOV	LwA
35°	0	112	0	115
	50	113	50	115
	100	112	100	113
30°	0	111	0	114
	50	116	50	113
	100	111	100	112
25°	0	110	0	113
	50	110	50	112
	100	110	100	111
20°	0	110	0	112
	50	110	50	111
	100	112	100	113
15°	0	110	0	112
	50	109	50	111
	100	115	100	114
10°	0	114	0	114
	50	112	50	113
	100	113	100	113
5°	0	114	0	116
	50	115	50	115
	100	111	100	113

## C1 (975 RPM)



## C2 (975 RPM)



Performance shown is for installation type B: free inlet, ducted outlet. Performance ratings do not include the effects of appurtenances (accessories).

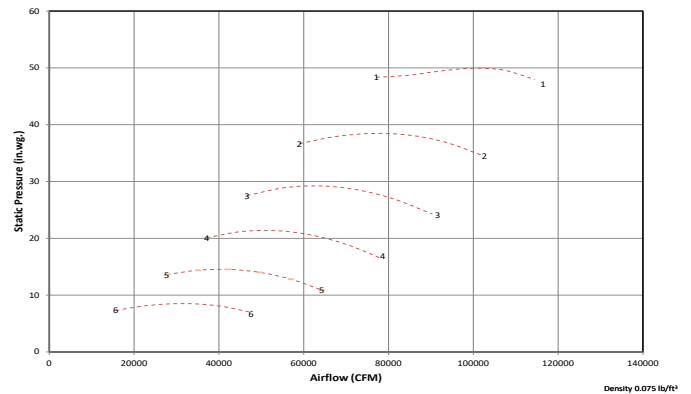
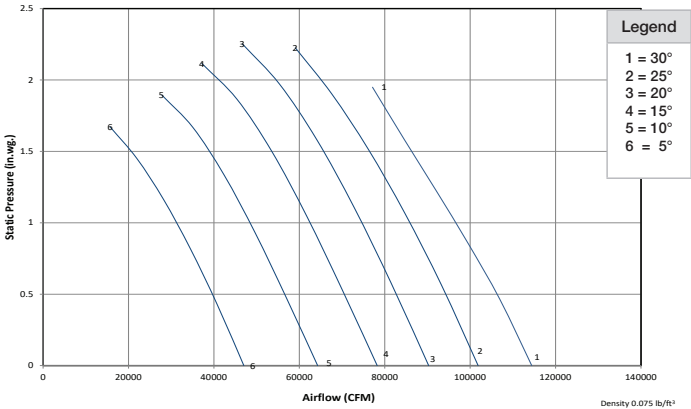
Sound power level ratings and A-weighted sound power ratings are shown in decibels, referred to 10<sup>-12</sup> watts, calculated per AMCA Standard 301. Values shown are for (inlet LWi or inlet LWiA) sound power levels for installation type B: free inlet, ducted outlet. The AMCA International Certified Ratings Seal for sound applies to LWA values only. dBA sound pressure values are weighted with 11.5 dB attenuation based on 5 feet from the fan in a hemispherical free field and are not licensed by AMCA International.

### Sound Data

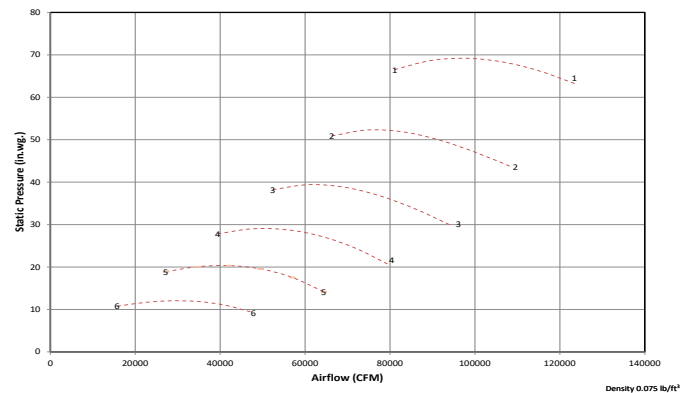
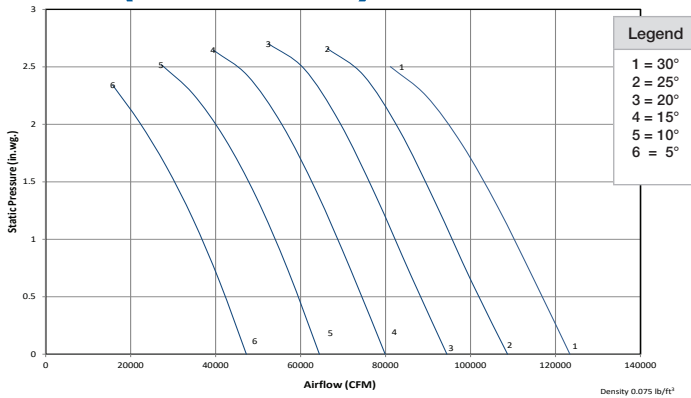
975 RPM Blade Pitch	C1		C2	
	% WOV	LwA	% WOV	LwA
35°	0	108	0	107
	50	109	50	105
	100	105	100	104
30°	0	106	0	106
	50	106	50	106
	100	104	100	105
25°	0	103	0	106
	50	105	50	107
	100	103	100	105
20°	0	103	0	105
	50	105	50	107
	100	106	100	108
15°	0	102	0	104
	50	105	50	108
	100	109	100	111
10°	0	101	0	104
	50	104	50	107
	100	107	100	109
5°	0	101	0	103
	50	103	50	105
	100	105	100	106



## C3 (975 RPM)



## C4 (975 RPM)



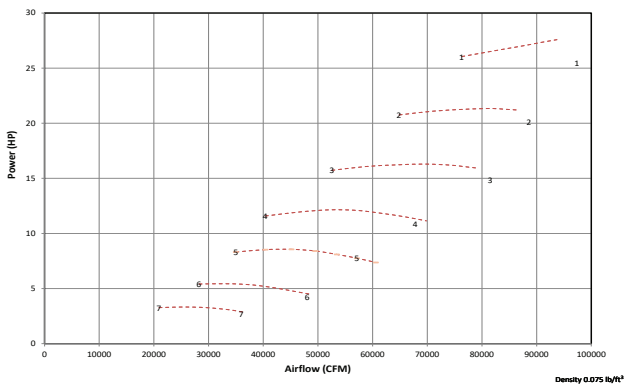
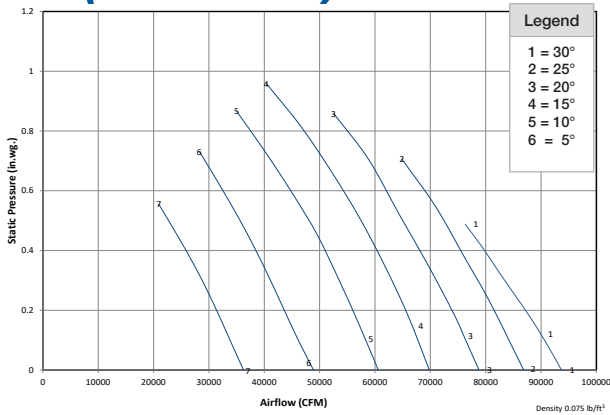
Performance shown is for installation type B: free inlet, ducted outlet. Performance ratings do not include the effects of appurtenances (accessories).

Sound power level ratings and A-weighted sound power ratings are shown in decibels, referred to 10<sup>-12</sup> watts, calculated per AMCA Standard 301. Values shown are for (inlet LWi or inlet LWiA) sound power levels for installation type B: free inlet, ducted outlet. The AMCA International Certified Ratings Seal for sound applies to LWA values only. dBA sound pressure values are weighted with 11.5 dB attenuation based on 5 feet from the fan in a hemispherical free field and are not licensed by AMCA International.

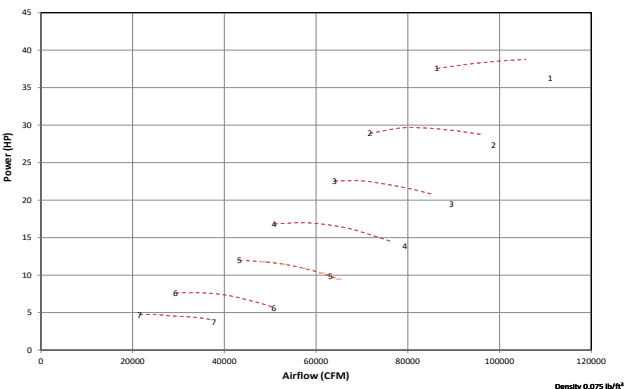
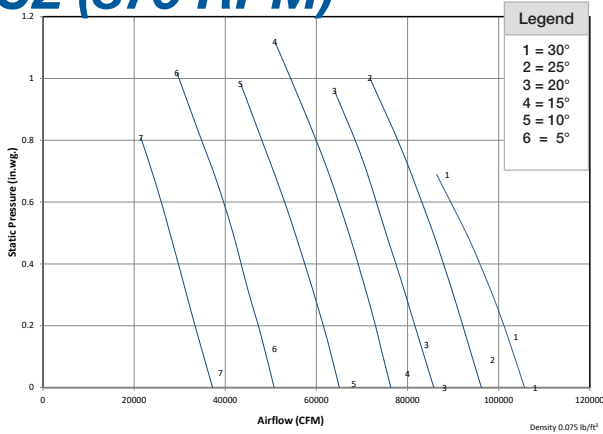
### Sound Data

975 RPM	C3		C4	
	% WOV	LwA	% WOV	LwA
35°	0	106	0	108
	50	107	50	108
	100	106	100	106
30°	0	105	0	107
	50	105	50	107
	100	104	100	105
25°	0	104	0	106
	50	104	50	105
	100	103	100	104
20°	0	103	0	106
	50	103	50	105
	100	105	100	106
15°	0	103	0	106
	50	103	50	105
	100	108	100	108
10°	0	105	0	107
	50	105	50	106
	100	106	100	107
5°	0	107	0	109
	50	108	50	108
	100	104	100	106

## C1 (870 RPM)



## C2 (870 RPM)



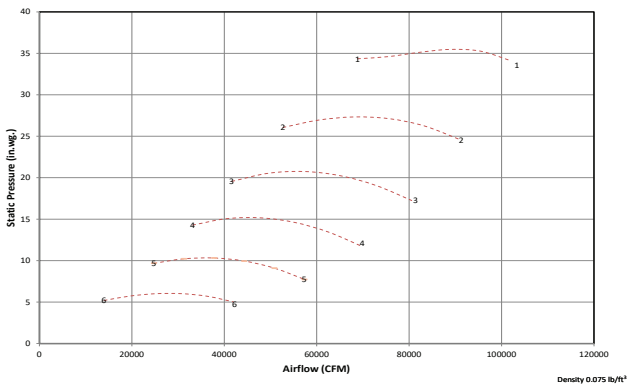
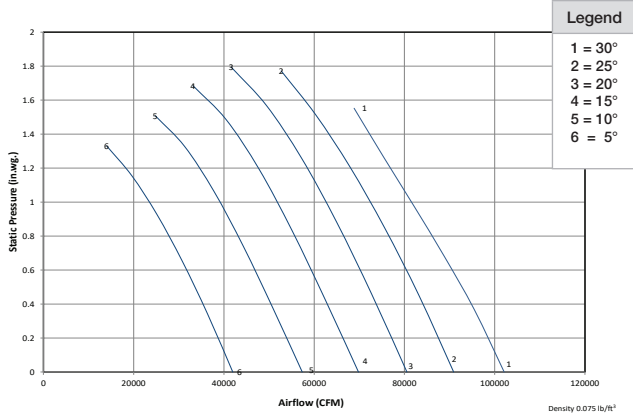
Performance shown is for installation type B: free inlet, ducted outlet. Performance ratings do not include the effects of appurtenances (accessories).

Sound power level ratings and A-weighted sound power ratings are shown in decibels, referred to 10<sup>-12</sup> watts, calculated per AMCA Standard 301. Values shown are for (inlet LWi or inlet LWiA) sound power levels for installation type B: free inlet, ducted outlet. The AMCA International Certified Ratings Seal for sound applies to LWA values only. dBA sound pressure values are weighted with 11.5 dB attenuation based on 5 feet from the fan in a hemispherical free field and are not licensed by AMCA International.

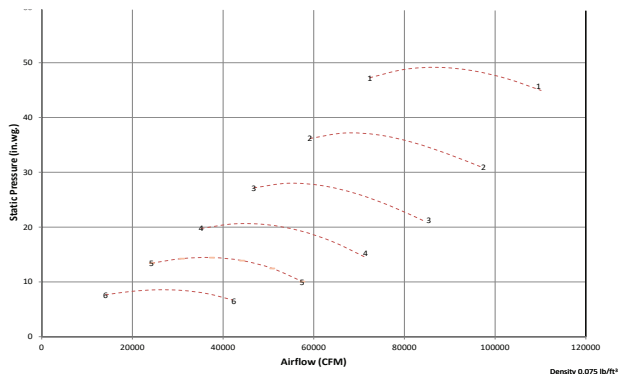
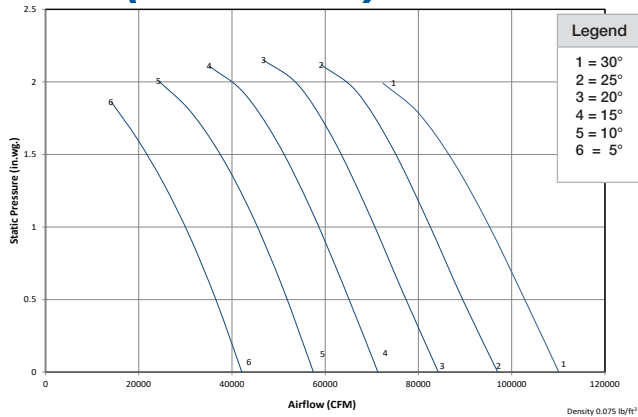
### Sound Data

870 RPM Blade Pitch	C1		C2	
	% WOV	LwA	% WOV	LwA
35°	0	105	0	104
	50	105	50	102
	100	102	100	101
30°	0	102	0	103
	50	103	50	103
	100	101	100	101
25°	0	100	0	102
	50	102	50	104
	100	100	100	102
20°	0	99	0	102
	50	101	50	104
	100	102	100	105
15°	0	99	0	101
	50	101	50	104
	100	105	100	107
10°	0	98	0	100
	50	100	50	103
	100	103	100	105
5°	0	97	0	99
	50	99	50	102
	100	101	100	103

## C3 (870 RPM)



## C4 (870 RPM)



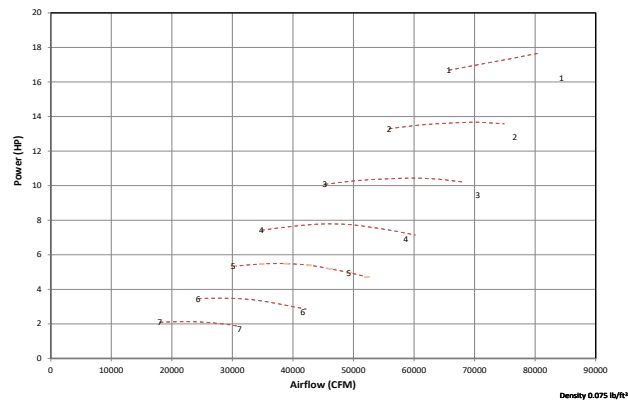
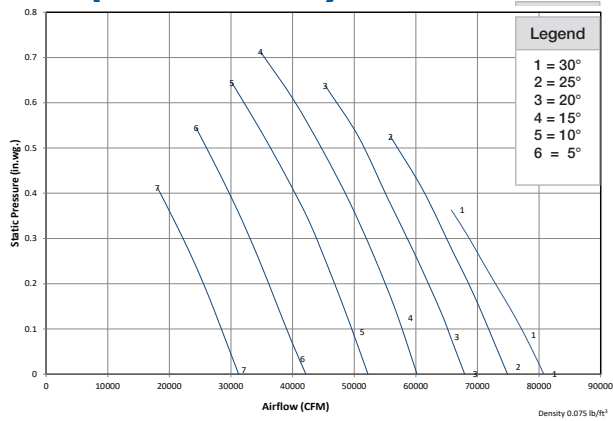
Performance shown is for installation type B: free inlet, ducted outlet. Performance ratings do not include the effects of appurtenances (accessories).

Sound power level ratings and A-weighted sound power ratings are shown in decibels, referred to 10<sup>-12</sup> watts, calculated per AMCA Standard 301. Values shown are for (inlet LWi or inlet LWiA) sound power levels for installation type B: free inlet, ducted outlet. The AMCA International Certified Ratings Seal for sound applies to LWA values only. dBA sound pressure values are weighted with 11.5 dB attenuation based on 5 feet from the fan in a hemispherical free field and are not licensed by AMCA International.

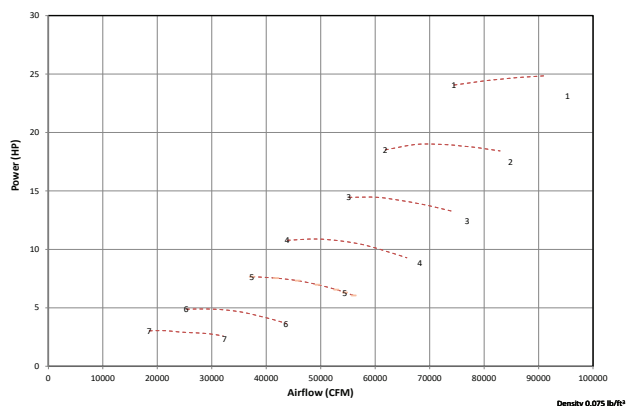
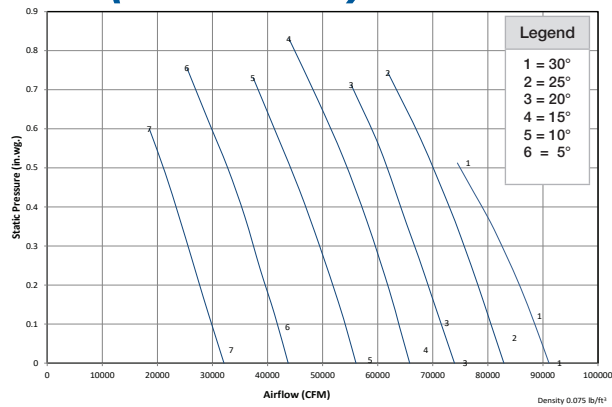
### Sound Data

870 RPM Blade Pitch	C3		C4	
	% WOV	LwA	% WOV	LwA
35°	0	103	0	105
	50	103	50	105
	100	103	100	103
30°	0	101	0	104
	50	102	50	103
	100	101	100	102
25°	0	100	0	103
	50	100	50	102
	100	99	100	101
20°	0	100	0	103
	50	100	50	102
	100	102	100	103
15°	0	100	0	102
	50	100	50	102
	100	104	100	104
10°	0	102	0	103
	50	102	50	103
	100	102	100	102
5°	0	104	0	106
	50	104	50	104
	100	100	100	102

## C1 (750 RPM)



## C2 (750 RPM)



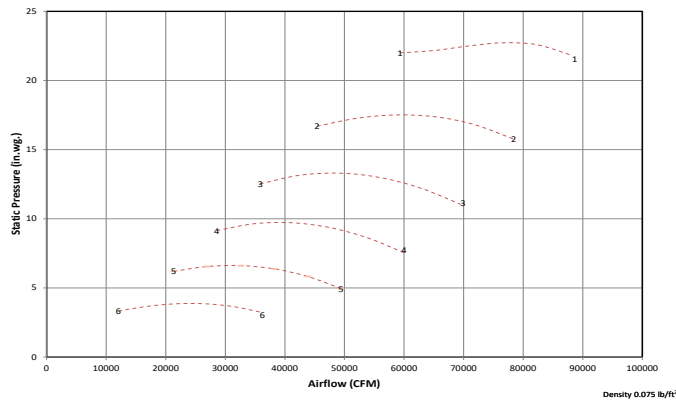
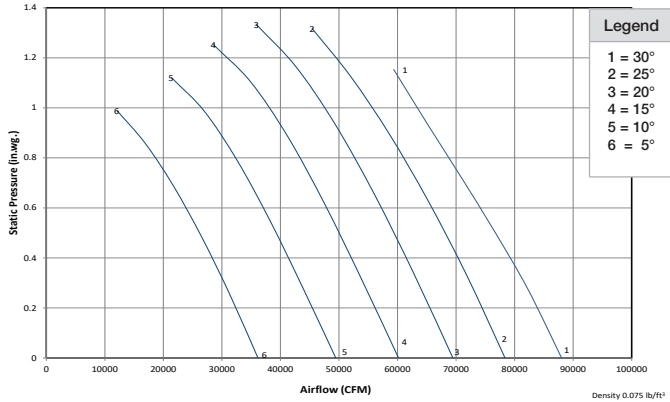
Performance shown is for installation type B: free inlet, ducted outlet. Performance ratings do not include the effects of appurtenances (accessories).

Sound power level ratings and A-weighted sound power ratings are shown in decibels, referred to 10<sup>-12</sup> watts, calculated per AMCA Standard 301. Values shown are for (inlet LWi or inlet LWiA) sound power levels for installation type B: free inlet, ducted outlet. The AMCA International Certified Ratings Seal for sound applies to LWA values only. dBA sound pressure values are weighted with 11.5 dB attenuation based on 5 feet from the fan in a hemispherical free field and are not licensed by AMCA International.

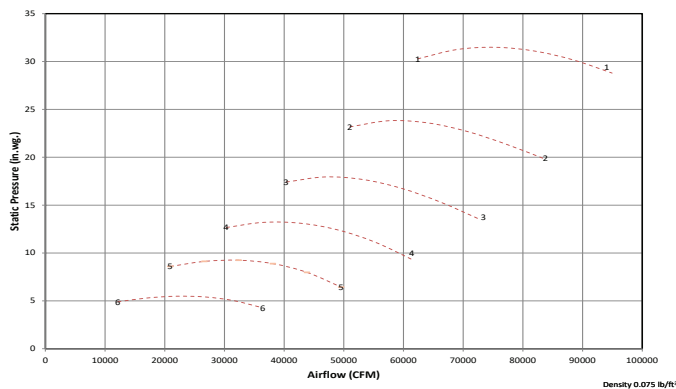
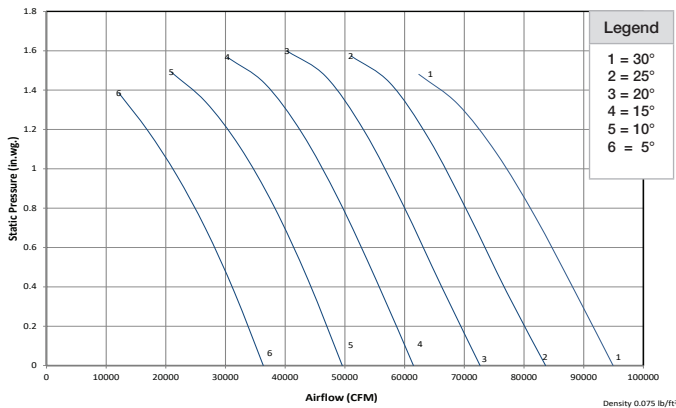
### Sound Data

750 RPM Blade Pitch	C1		C2	
	% WOV	LwA	% WOV	LwA
35	0	101	0	100
	50	101	50	98
	100	98	100	97
30°	0	99	0	100
	50	99	50	99
	100	97	100	97
25°	0	97	0	99
	50	98	50	100
	100	96	100	98
20°	0	96	0	98
	50	97	50	100
	100	98	100	100
15°	0	95	0	97
	50	97	50	100
	100	100	100	103
10°	0	94	0	96
	50	96	50	99
	100	98	100	101
5°	0	93	0	96
	50	95	50	98
	100	96	100	98

## C3 (750 RPM)



## C4 (750 RPM)



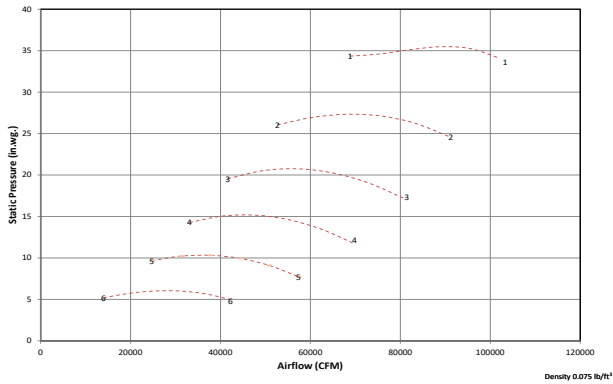
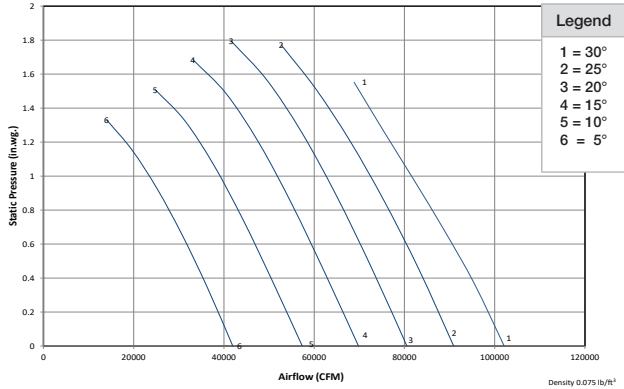
Performance shown is for installation type B: free inlet, ducted outlet. Performance ratings do not include the effects of appurtenances (accessories).

Sound power level ratings and A-weighted sound power ratings are shown in decibels, referred to 10<sup>-12</sup> watts, calculated per AMCA Standard 301. Values shown are for (inlet LWi or inlet LWiA) sound power levels for installation type B: free inlet, ducted outlet. The AMCA International Certified Ratings Seal for sound applies to LWA values only. dBA sound pressure values are weighted with 11.5 dB attenuation based on 5 feet from the fan in a hemispherical free field and are not licensed by AMCA International.

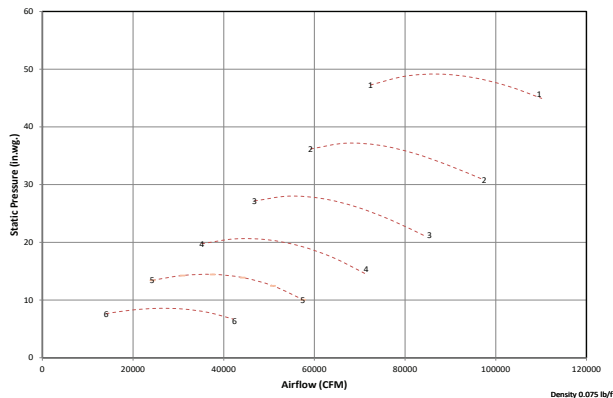
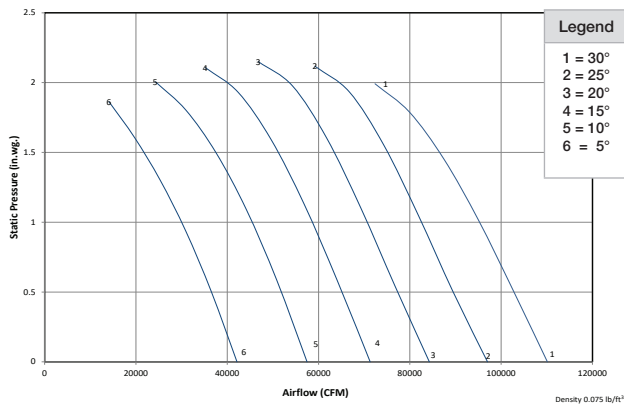
### Sound Data

750 RPM	C3		C4	
	Blade Pitch	% WOV	LwA	% WOV
35	0	99	0	101
	50	99	50	101
	100	99	100	99
30°	0	98	0	100
	50	98	50	99
	100	97	100	98
25°	0	96	0	99
	50	96	50	97
	100	95	100	97
20°	0	96	0	99
	50	96	50	98
	100	98	100	99
15°	0	96	0	99
	50	96	50	98
	100	100	100	100
10°	0	98	0	100
	50	98	50	99
	100	98	100	99
5°	0	100	0	102
	50	100	50	100
	100	96	100	98

## C5 (1170 RPM)



## C6 (1170 RPM)



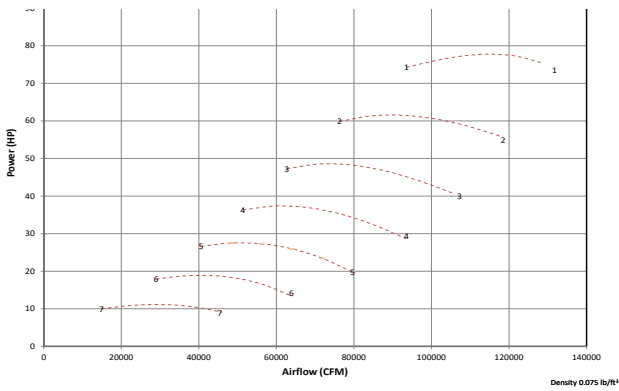
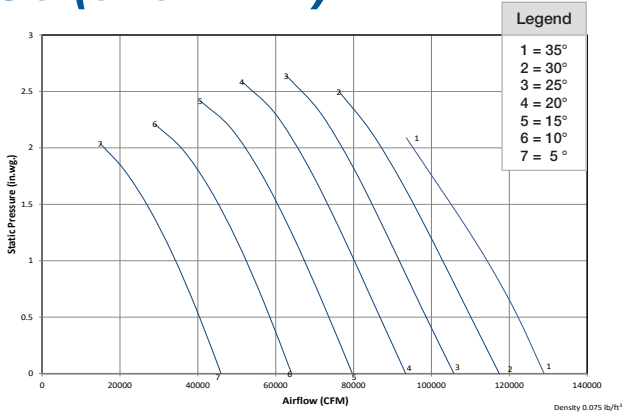
Performance shown is for installation type B: free inlet, ducted outlet. Performance ratings do not include the effects of appurtenances (accessories).

Sound power level ratings and A-weighted sound power ratings are shown in decibels, referred to 10<sup>-12</sup> watts, calculated per AMCA Standard 301. Values shown are for (inlet LWi or inlet LWiA) sound power levels for installation type B: free inlet, ducted outlet. The AMCA International Certified Ratings Seal for sound applies to LWA values only. dBA sound pressure values are weighted with 11.5 dB attenuation based on 5 feet from the fan in a hemispherical free field and are not licensed by AMCA International.

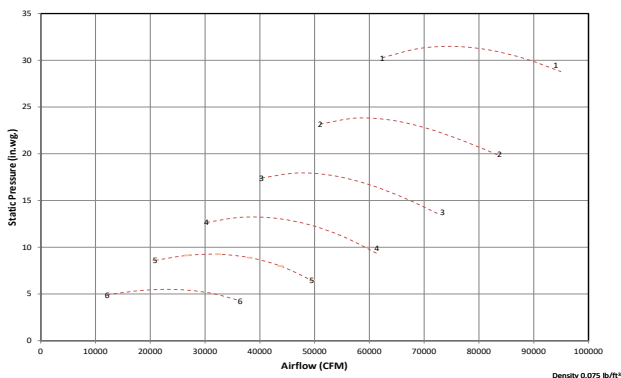
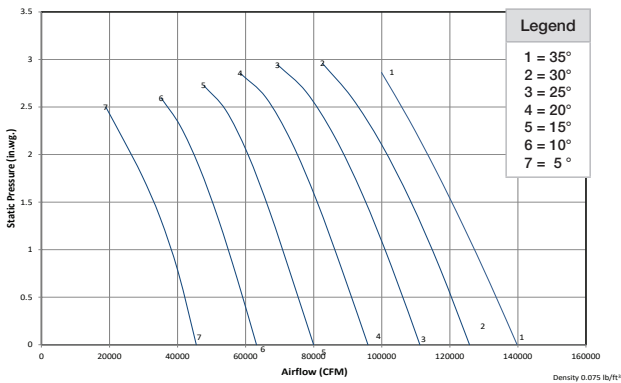
### Sound Data

1170 RPM Blade Pitch	C5		C6	
	% WOV	LwA	% WOV	LwA
35°	0	113	0	114
	50	113	50	114
	100	113	100	112
30°	0	112	0	113
	50	111	50	112
	100	110	100	111
25°	0	111	0	112
	50	109	50	111
	100	109	100	110
20°	0	111	0	113
	50	109	50	111
	100	111	100	112
15°	0	110	0	113
	50	108	50	111
	100	112	100	114
10°	0	112	0	114
	50	111	50	112
	100	112	100	112
5°	0	114	0	115
	50	114	50	113
	100	111	100	111

## C5 (975 RPM)



## C6 (975 RPM)



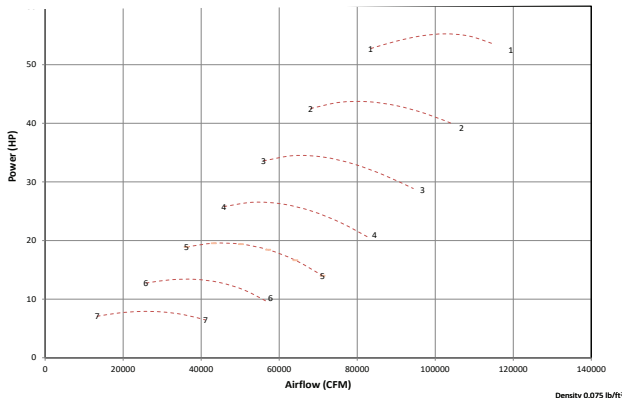
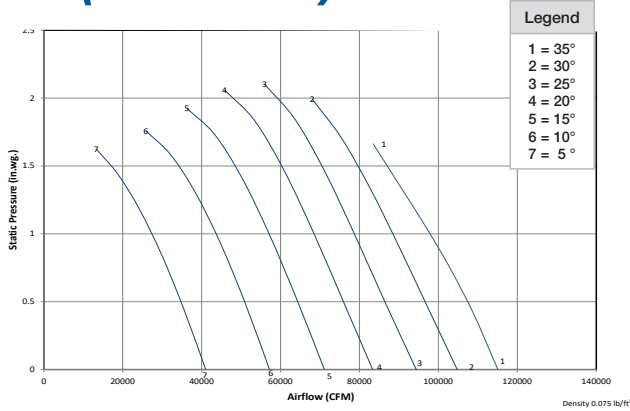
Performance shown is for installation type B: free inlet, ducted outlet. Performance ratings do not include the effects of appurtenances (accessories).

Sound power level ratings and A-weighted sound power ratings are shown in decibels, referred to 10<sup>-12</sup> watts, calculated per AMCA Standard 301. Values shown are for (inlet LWi or inlet LWiA) sound power levels for installation type B: free inlet, ducted outlet. The AMCA International Certified Ratings Seal for sound applies to LWA values only. dBA sound pressure values are weighted with 11.5 dB attenuation based on 5 feet from the fan in a hemispherical free field and are not licensed by AMCA International.

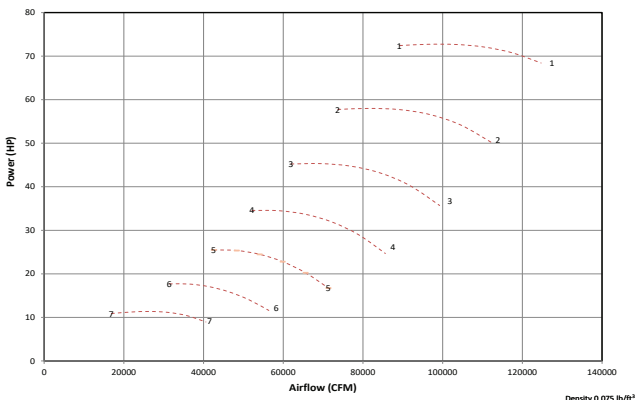
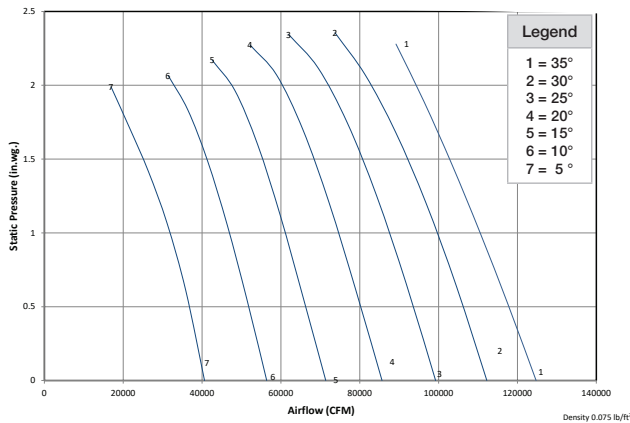
### Sound Data

975 RPM Blade Pitch	C5		C6	
	% WOV	LwA	% WOV	LwA
35°	0	108	0	108
	50	107	50	108
	100	107	100	106
30°	0	107	0	108
	50	106	50	107
	100	105	100	105
25°	0	106	0	107
	50	104	50	105
	100	104	100	104
20°	0	105	0	107
	50	103	50	105
	100	105	100	106
15°	0	105	0	107
	50	103	50	105
	100	107	100	108
10°	0	107	0	108
	50	105	50	107
	100	106	100	107
5°	0	109	0	110
	50	108	50	108
	100	105	100	106

## C5 (870 RPM)



## C6 (870 RPM)



Performance shown is for installation type B: free inlet, ducted outlet. Performance ratings do not include the effects of appurtenances (accessories).

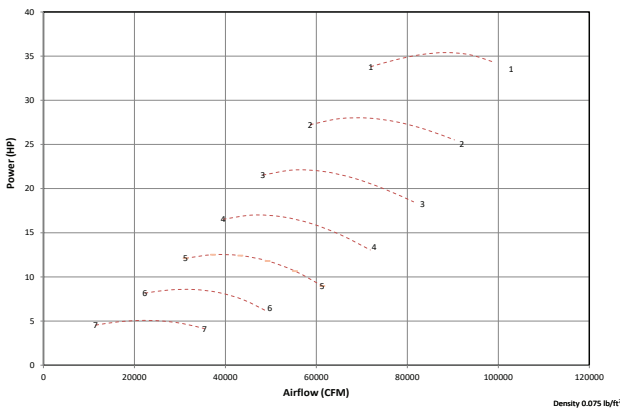
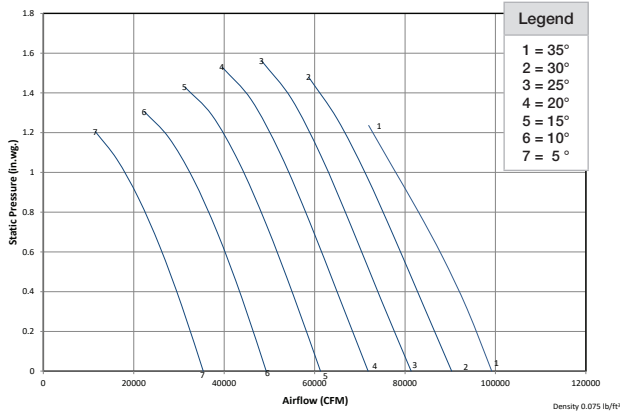
Sound power level ratings and A-weighted sound power ratings are shown in decibels, referred to 10<sup>-12</sup> watts, calculated per AMCA Standard 301. Values shown are for (inlet LWi or inlet LWiA) sound power levels for installation type B: free inlet, ducted outlet. The AMCA International Certified Ratings Seal for sound applies to LWA values only. dBA sound pressure values are weighted with 11.5 dB attenuation based on 5 feet from the fan in a hemispherical free field and are not licensed by AMCA International.

### Sound Data

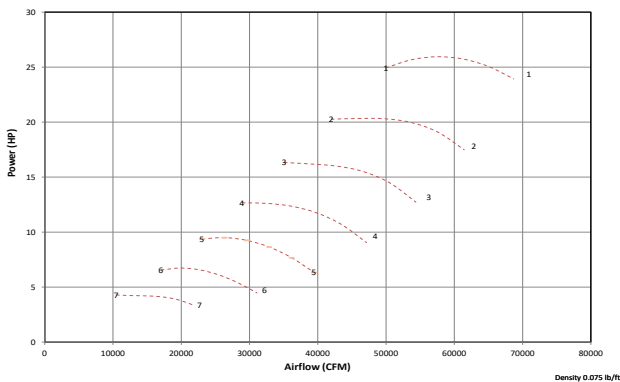
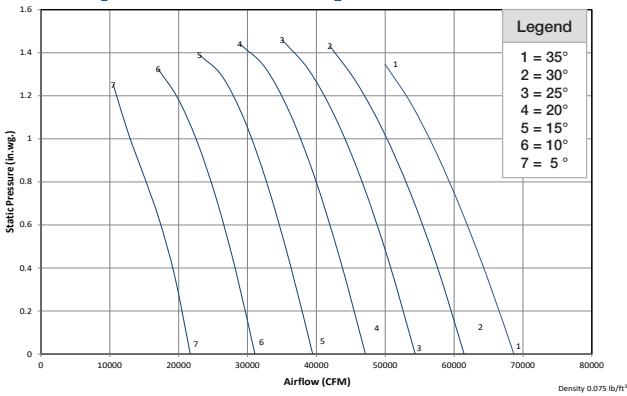
870 RPM Blade Pitch	C5		C6	
	% WOV	LwA	% WOV	LwA
35°	0	105	0	105
	50	104	50	105
	100	104	100	103
30°	0	104	0	105
	50	103	50	104
	100	102	100	102
25°	0	103	0	104
	50	101	50	103
	100	101	100	101
20°	0	102	0	104
	50	100	50	103
	100	102	100	103
15°	0	102	0	105
	50	100	50	103
	100	104	100	105
10°	0	104	0	106
	50	102	50	104
	100	103	100	104
5°	0	106	0	107
	50	105	50	105
	100	102	100	103



## C5 (750 RPM)



## C6 (750 RPM)



Performance shown is for installation type B: free inlet, ducted outlet. Performance ratings do not include the effects of appurtenances (accessories).

Sound power level ratings and A-weighted sound power ratings are shown in decibels, referred to 10<sup>-12</sup> watts, calculated per AMCA Standard 301. Values shown are for (inlet LWi or inlet LWiA) sound power levels for installation type B: free inlet, ducted outlet. The AMCA International Certified Ratings Seal for sound applies to LWA values only. dBA sound pressure values are weighted with 11.5 dB attenuation based on 5 feet from the fan in a hemispherical free field and are not licensed by AMCA International.

### Sound Data

750 RPM	C5		C6	
	% WOV	LwA	% WOV	LwA
35°	0	101	0	101
	50	101	50	101
	100	100	100	100
30°	0	100	0	101
	50	99	50	100
	100	98	100	99
25°	0	99	0	101
	50	97	50	99
	100	97	100	98
20°	0	99	0	101
	50	97	50	99
	100	99	100	100
15°	0	99	0	101
	50	96	50	99
	100	100	100	102
10°	0	100	0	102
	50	99	50	100
	100	99	100	100
5°	0	102	0	103
	50	102	50	101
	100	98	100	99

---

---

---

---

---

---

---

---

---

---

---

---

---

---

---

---

---

---

---

---

---

---

---

---

---

---

---

---

---

---

# Design and Selection Support


Enjoy Greenheck's extraordinary service, before, during and after the sale.

Greenheck offers added value to our wide selection of top performing, energy-efficient products by providing several unique Greenheck service programs.



- Greenheck's free Computer Aided Product Selection CAPS®, rated by many as the best in the industry. CAPS helps you conveniently and efficiently select the right products for the challenge at hand.
- Greenheck continues to take an industry-wide leadership position to affect positive global sustainability. We believe that providing education on products we offer contributes to reducing energy consumption and improving healthier indoor environments.

Find out more about these special Greenheck services at [greenheck.com](http://greenheck.com) or [greenheck.co.in](http://greenheck.co.in)



## Building Value in Air

Greenheck delivers value to mechanical engineers by helping them solve virtually any air quality challenges their clients face with a comprehensive selection

of top quality, innovative air-related equipment. We offer extra value to contractors by providing easy-to-install, competitively priced, reliable products that

arrive on time. And building owners and occupants value the energy efficiency, low maintenance and quiet dependable operation they experience long after the construction project ends.

## Our Commitment

*As a result of our commitment to continuous improvement, Greenheck reserves the right to change specifications without notice.*

Product warranties can be found online at [Greenheck.com](http://Greenheck.com), either on the specific product page or in the literature section of the website at [Greenheck.com/Resources/Library/Literature](http://Greenheck.com/Resources/Library/Literature).

