

**PRICE® MODEL SLD-4
FORMED STATIONARY LOUVER
DRAINABLE BLADE, AMCA LICENSED.**

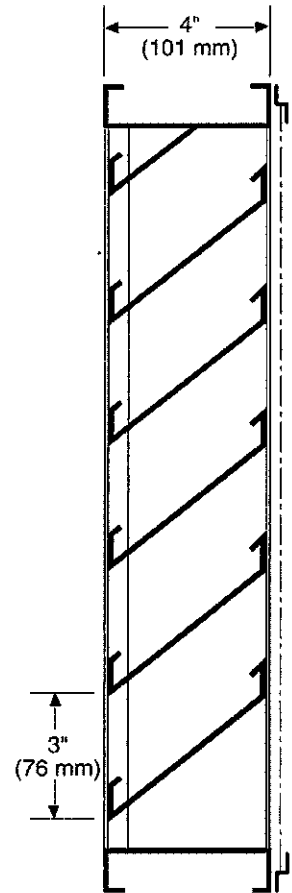


Standard Construction:

- Frame:** 4" (101 mm) x 20 ga. galvanized steel.
- Blades:** 20 ga. galvanized steel, approximately 3" (76 mm) on centers.
- Blade Angle:** 37-1/2°
- Screen:** Bird screen - 1/2" x 1/2" (12.7 mm x 12.7 mm) x 19 ga. galvanized steel, in a removable frame on interior of louver
- Finish:** Mill galvanized.
- Minimum Size:** 8"w x 10"h (203 mm x 254 mm)

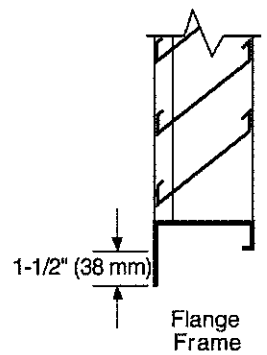
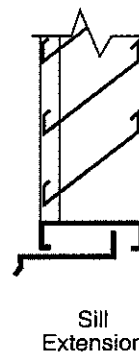
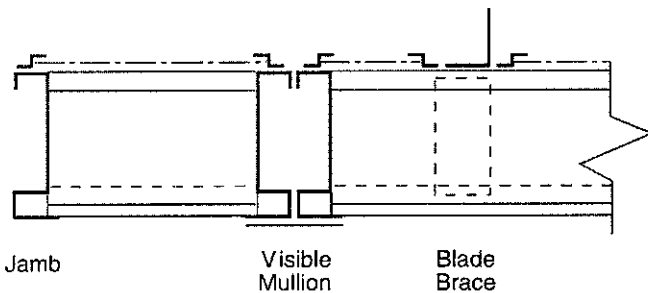
Options:

- Screens:** Insect screen - 18 x 16 mesh aluminum.
Other: _____
- Finish:** Prime coat
Baked Enamel
Kynar 500 Enamel
Other: _____
- Sill Extensions:**
- Flange:** 1-1/2" (38 mm) (front or rear)
- Material:** Various materials and gauges
- Notes:** Louvers fabricated 1/4" (6.4 mm) under opening size unless otherwise noted.



Channel Frame

SLD-4 - 07-05



Specifications are correct at time of printing. However, as part of our 'continuous improvement program,' we reserve the right to make further improvements without notice. © JULY, 2005 PRICE

Project:	Contractor:
Location:	Address:
Architect:	P.O. Number:
Engineer:	Date:

PRICE[®] MODEL SLD-4

LOUVER PERFORMANCE DATA

DRAINABLE BLADE. FORMED STEEL. AMCA LICENSED.

© JULY, 2005 PRICE

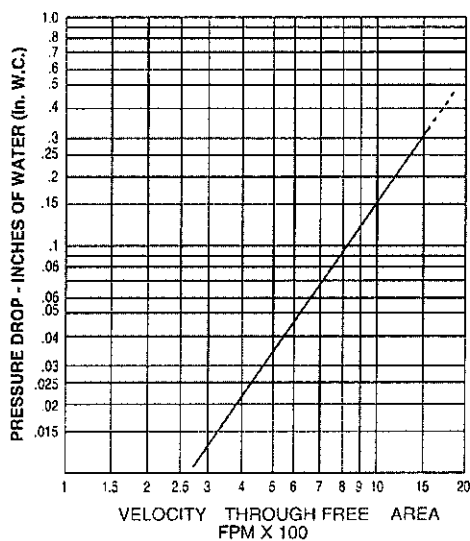
Specifications

Furnish and install where shown model SLD-4 louver, manufactured by PRICE. Louvers shall be the stationary drainable blade type with a frame depth of 4 inches. Frames and blades shall be 20 gauge galvanized steel. Blades shall be located on a 37-1/2 degree blade angle. Screens shall consist of 1/2" mesh, 19 ga, galvanized, with an extruded frame, mounted to the louver interior, and be removable for cleaning. Louvers shall be finished with Polyurethane Acrylic enamel, Kynar 500, or other finishes selected by the architect from PRICE standard color charts.

SLD-4 Free Area in Sq. Ft.

Width - Inches

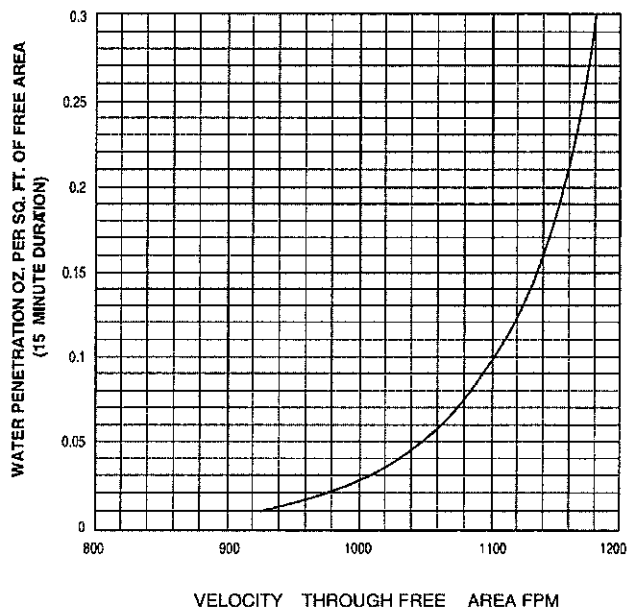
Height - Inches	Width - Inches															
	12	18	24	30	36	42	48	54	60	66	72	78	84	90	96	
12	.27	.45	.64	.82	1.01	1.19	1.38	1.56	1.75	1.93	2.08	2.26	2.45	2.63	2.82	
18	.49	.83	1.17	1.51	1.85	2.19	2.52	2.86	3.20	3.54	3.81	4.15	4.48	4.82	5.16	
24	.72	1.21	1.70	2.19	2.69	3.18	3.67	4.16	4.65	5.14	5.53	6.03	6.52	7.01	7.50	
30	.94	1.59	2.23	2.88	3.52	4.17	4.81	5.46	6.11	6.75	7.26	7.91	8.55	9.20	9.84	
36	1.17	1.96	2.76	3.56	4.36	5.16	5.96	6.76	7.56	8.36	8.99	9.79	10.59	11.39	12.19	
42	1.39	2.34	3.29	4.25	5.20	6.15	7.10	8.06	9.01	9.96	10.72	11.67	12.62	13.57	14.53	
48	1.61	2.72	3.83	4.93	6.04	7.14	8.25	9.36	10.46	11.57	12.44	13.55	14.66	15.76	16.87	
54	1.84	3.10	4.36	6.30	7.71	9.13	10.54	11.95	13.37	14.78	15.90	17.31	18.73	20.14	21.55	
60	2.06	3.47	4.89	6.30	7.71	9.13	10.54	11.95	13.37	14.78	15.90	17.31	18.73	20.14	21.55	
66	2.29	3.85	5.42	6.99	8.55	10.12	11.69	13.25	14.82	16.39	17.63	19.19	20.76	22.33	23.89	
72	2.51	4.23	5.95	7.67	9.39	11.11	12.83	14.55	16.27	17.99	19.35	21.08	22.80	24.52	26.24	
78	2.73	4.61	6.48	8.35	10.23	12.10	13.98	15.85	17.72	19.60	21.08	22.96	24.83	26.70	28.58	
84	2.96	4.98	7.01	9.04	11.07	13.09	15.12	17.15	19.18	21.20	22.81	24.84	26.87	28.89	30.92	
90	3.18	5.36	7.54	9.72	11.91	14.09	16.27	18.45	20.63	22.81	24.54	26.72	28.90	31.08	33.26	
96	3.40	5.74	8.07	10.41	12.74	15.08	17.41	19.75	22.08	24.42	26.27	28.60	30.93	33.27	35.60	



PRESSURE DROP INTAKE
(Test Size 48" x 48")

E.H. PRICE Limited, Inc. certifies that the Model SLD-4 louver shown herein is licensed to bear the AMCA seal. The ratings shown are based on tests and procedures performed in accordance with AMCA Publication 511 and comply with the requirements of the AMCA Certified Ratings program.

The AMCA Certified Seal applies to air performance ratings and water penetration ratings.



Water Penetration

Water Penetration Data applies to test unit size 48" x 48" only. Beginning of Water Penetration is 924 FPM Free Area Velocity. Performance shown is at standard air density 0.075 lbs./ft³.