

SCV302MD

Standard Construction

Mounting	Continuous aluminum angles along the head and sill
Frame	Heavy gauge extruded 6005-T5 aluminum, 3 in. (76 mm) x 0.081 in. (2 mm) jamb and 0.062 in. (2mm) head/sill nominal wall thickness
Blades	Vertical rain resistant design, heavy gauge extruded 6005-T5 aluminum, 0.050 in. (1 mm) nominal wall thickness, positioned on approximately 7/8 in. (22 mm) centers
Louver Depth	3 in. (76 mm)
Construction	Mechanically fastened
Finish	Mill
Minimum Size	12 in. W x 12 in. H (305 mm W x 305 mm H)
Maximum Rough Opening Size	Unlimited W x 96 in. H (unlimited W x 2438 mm H)
Maximum Single Section Size	60 in. W x 96 in. H (1524 W x 2438 mm H)
Wind Load	+/- 100 PSF (4.8 kPa)

Performance Ratings



Airolite certifies that the SCV302MD louvers shown herein are licensed to bear the AMCA Seal. The ratings shown are based on tests and procedures performed in accordance with AMCA Publication 511 and comply with the requirements of the AMCA Certified Ratings Program. The AMCA Certified Ratings Seal applies to air performance, water penetration, and wind-driven rain ratings.

Louvers were tested in accordance with AMCA Standard 500-L.



HIGH VELOCITY RAIN RESISTANT WITH BLADES FULLY OPEN AND IMPACT RESISTANT LOUVER
Basic Protection Level D
See www.AMCA.org for all certified or listed products

This label does not signify AMCA airflow performance certification.

Airolite certifies that the SCV302MD louver shown herein is approved to bear the AMCA Listing Label. The ratings shown are based on tests and procedures

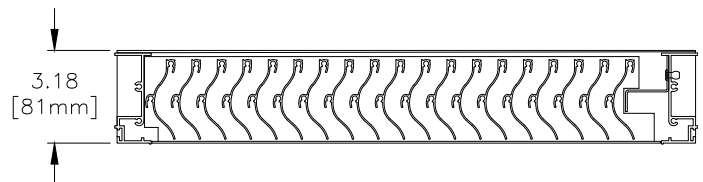
performed in accordance with AMCA Publications and comply with the requirements of the AMCA Listing Label Program. The AMCA Listing Label applies to Impact Resistant louvers rated for Basic Protection with a minimum blade span of less than 12 in. (305 mm) and a maximum unsupported blade span of 45.7 in. (1161 mm), and to High Velocity Wind-Driven Rain Resistant Louvers tested in the fully open position that permits airflow through the louver.

Performance of 48 in. x 48 in. (1219 mm x 1219 mm) Louver

Free Area	
Area	8.13 sq. ft. (0.755 sq. m)
Percent	50.8%
Performance at Beginning Point of Water Penetration	
Free Area Velocity	above 1250 fpm (6.350 m/s)
Max Intake Volume	10163 cfm (4.796 m ³ /s)
Performance at 6,000 CFM (2.832 m³/s) Intake	
Pressure Drop	0.096 in. wg (0.024 kPa)

AMCA 540 and 550 Listed Hurricane Louver
Miami-Dade and Florida Product Approved
Extruded Aluminum | Storm Class

Florida Product Approval No.: FL29695
Miami-Dade, FL NOA No.: 23-1101.06, EXP. 6/6/2029



Options and Accessories

- [Bird Screen](#)
- [Blank Off Panels](#)
- [Extended Sill](#)
- [Filter Rack/Filter](#)
- [Flange Frame](#)
- [Insect Screen](#)
- [Security Bars](#)
- [Variety of Architectural Finishes](#)

Product Details

[SCV302MD Standard Details](#)

[Miami-Dade County, FL Notice of Acceptance](#)

Structural reinforcing members may be required to adequately support and install multiple louver sections within a large opening. Structural reinforcing members along with any associated installation hardware is not provided by Airolite unless indicated otherwise by Airolite. Options and accessories including, but not limited to, screens, filter racks, louver doors, and blank off panels are not subject to structural analysis unless indicated otherwise by Airolite.



SCV302MD

AMCA 540 and 550 Listed Hurricane Louver
Miami-Dade and Florida Product Approved
Extruded Aluminum | Storm Class

Free Area Chart

Free Area Chart shows free area in square feet and square meters.

Louver Height Inches (Meters)	Louver Width in Inches (Meters)								
	12	18	24	30	36	42	48	54	60
0.30	0.21	0.36	0.51	0.66	0.82	0.95	1.10	1.25	1.40
0.30	0.02	0.03	0.05	0.06	0.08	0.09	0.10	0.12	0.13
0.46	0.43	0.75	1.06	1.37	1.69	1.96	2.27	2.58	2.90
0.46	0.04	0.07	0.10	0.13	0.16	0.18	0.21	0.24	0.27
0.61	0.66	1.13	1.61	2.08	2.56	2.97	3.44	3.92	4.39
0.61	0.06	0.10	0.15	0.19	0.24	0.28	0.32	0.36	0.41
0.76	0.88	1.52	2.15	2.79	3.43	3.98	4.61	5.25	5.89
0.76	0.08	0.14	0.20	0.26	0.32	0.37	0.43	0.49	0.55
0.91	1.10	1.90	2.70	3.50	4.30	4.99	5.79	6.59	7.39
0.91	0.10	0.18	0.25	0.33	0.40	0.46	0.54	0.61	0.69
1.07	1.33	2.29	3.25	4.21	5.17	6.00	6.96	7.92	8.88
1.07	0.12	0.21	0.30	0.39	0.48	0.56	0.65	0.74	0.82
1.22	1.55	2.67	3.80	4.92	6.04	7.01	8.13	9.25	10.38
1.22	0.14	0.25	0.35	0.46	0.56	0.65	0.76	0.86	0.96
1.37	1.70	2.93	4.16	5.40	6.63	7.68	8.92	10.15	11.38
1.37	0.16	0.27	0.39	0.50	0.62	0.71	0.83	0.94	1.06
1.52	1.92	3.32	4.71	6.10	7.50	8.69	10.09	11.48	12.88
1.52	0.18	0.31	0.44	0.57	0.70	0.81	0.94	1.07	1.20
1.68	2.15	3.70	5.26	6.81	8.37	9.70	11.26	12.82	14.37
1.68	0.20	0.34	0.49	0.63	0.78	0.90	1.05	1.19	1.34
1.83	2.37	4.09	5.80	7.52	9.24	10.71	12.43	14.15	15.87
1.83	0.22	0.38	0.54	0.70	0.86	0.99	1.15	1.31	1.47
1.98	2.59	4.47	6.35	8.23	10.11	11.72	13.60	15.48	17.36
1.98	0.24	0.42	0.59	0.76	0.94	1.09	1.26	1.44	1.61
2.13	2.82	4.86	6.90	8.94	10.98	12.73	14.78	16.82	18.86
2.13	0.26	0.45	0.64	0.83	1.02	1.18	1.37	1.56	1.75
2.29	3.04	5.24	7.45	9.65	11.85	13.74	15.95	18.15	20.36
2.29	0.28	0.49	0.69	0.90	1.10	1.28	1.48	1.69	1.89
2.44	3.26	5.63	7.99	10.36	12.73	14.75	17.12	19.49	21.85
2.44	0.30	0.52	0.74	0.96	1.18	1.37	1.59	1.81	2.03

Document Links

[Architectural Louvers Catalog](#)

[Finishes & Colors](#)

[Qwik Ship Guide](#)

[Aiolite Warranty Statement](#)



SCV302MD

AMCA 540 and 550 Listed Hurricane Louver
Miami-Dade and Florida Product Approved
Extruded Aluminum | Storm Class

Core Area Chart

Core Area Chart shows core area in square feet and square meters.

Louver Height Inches (Meters)	Louver Width in Inches (Meters)								
	12	18	24	30	36	42	48	54	60
0.30	0.40	0.66	0.91	1.17	1.43	1.68	1.94	2.19	2.45
0.30	0.04	0.06	0.08	0.11	0.13	0.16	0.18	0.20	0.23
0.46	0.80	1.31	1.81	2.32	2.82	3.33	3.83	4.34	4.84
0.46	0.07	0.12	0.17	0.22	0.26	0.31	0.36	0.40	0.45
0.61	1.20	1.95	2.71	3.46	4.22	4.97	5.73	6.49	7.24
0.61	0.11	0.18	0.25	0.32	0.39	0.46	0.53	0.60	0.67
0.76	1.59	2.60	3.60	4.61	5.62	6.62	7.63	8.63	9.64
0.76	0.15	0.24	0.33	0.43	0.52	0.62	0.71	0.80	0.90
0.91	1.99	3.24	4.50	5.76	7.01	8.27	9.52	10.78	12.04
0.91	0.18	0.30	0.42	0.54	0.65	0.77	0.88	1.00	1.12
1.07	2.38	3.89	5.40	6.90	8.41	9.91	11.42	12.93	14.43
1.07	0.22	0.36	0.50	0.64	0.78	0.92	1.06	1.20	1.34
1.22	2.78	4.54	6.29	8.05	9.80	11.56	13.32	15.07	16.83
1.22	0.26	0.42	0.58	0.75	0.91	1.07	1.24	1.40	1.56
1.37	3.18	5.18	7.19	9.20	11.20	13.21	15.21	17.22	19.23
1.37	0.30	0.48	0.67	0.85	1.04	1.23	1.41	1.60	1.79
1.52	3.57	5.83	8.09	10.34	12.60	14.85	17.11	19.37	21.62
1.52	0.33	0.54	0.75	0.96	1.17	1.38	1.59	1.80	2.01
1.68	3.97	6.48	8.98	11.49	13.99	16.50	19.01	21.51	24.02
1.68	0.37	0.60	0.83	1.07	1.30	1.53	1.77	2.00	2.23
1.83	4.36	7.12	9.88	12.63	15.39	18.15	20.90	23.66	26.42
1.83	0.41	0.66	0.92	1.17	1.43	1.69	1.94	2.20	2.45
1.98	4.76	7.77	10.77	13.78	16.79	19.79	22.80	25.81	28.81
1.98	0.44	0.72	1.00	1.28	1.56	1.84	2.12	2.40	2.68
2.13	5.16	8.41	11.67	14.93	18.18	21.44	24.70	27.95	31.21
2.13	0.48	0.78	1.08	1.39	1.69	1.99	2.29	2.60	2.90
2.29	5.55	9.06	12.57	16.07	19.58	23.09	26.59	30.10	33.61
2.29	0.52	0.84	1.17	1.49	1.82	2.15	2.47	2.80	3.12
2.44	5.95	9.71	13.46	17.22	20.98	24.73	28.49	32.25	36.01
2.44	0.55	0.90	1.25	1.60	1.95	2.30	2.65	3.00	3.35



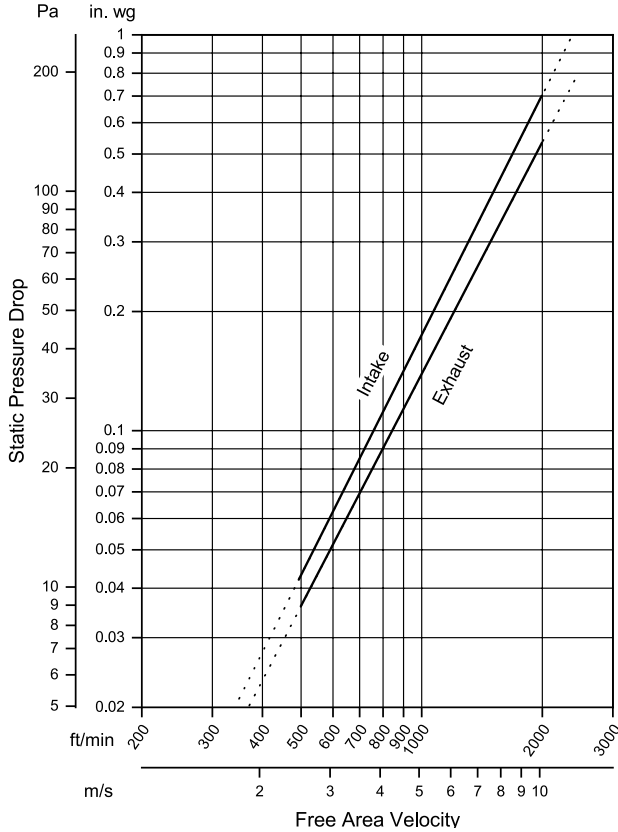
SCV302MD

AMCA 540 and 550 Listed Hurricane Louver
Miami-Dade and Florida Product Approved
Extruded Aluminum | Storm Class

Airflow Resistance

Standard Air - 0.075 lb/ft³ (1.2 kg/m³)

Test size 48 in. x 48 in. (1219 mm x 1219 mm)



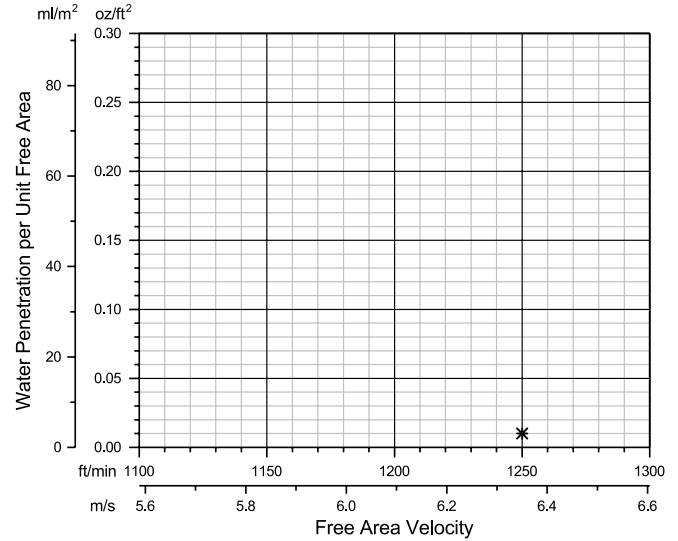
Model SCV302MD resistance to airflow (pressure drop) varies depending on louver application (air intake or air exhaust). Free area velocities (shown) are higher than average velocity through the overall louver size. See louver selection information. (Test Figure 5.5-6.5)

Water Penetration

Standard Air - 0.075 lb/ft³ (1.2 kg/m³)

Test size 48 in. x 48 in. (1219 mm x 1219 mm)

Test duration of 15 min.



The AMCA Water Penetration Test provides a method for comparing various louver models and designs as to their efficiency in resisting the penetration of rainfall under specific laboratory test conditions. The beginning point of water penetration is defined as that velocity where the water penetration curve projects through 0.01 oz. (3 g) of water (penetration) per sq. ft. (m²) of louver free area. ***The beginning point of water penetration for Model SCV302MD is above 1250 fpm (6.350 m/s) free area velocity.** These performance ratings do not guarantee a louver to be weatherproof or stormproof and should be used in combination with other factors including good engineering judgement in selecting louvers.

Wind-Driven Rain Performance

3 in./hr. (75 mm/hr.) Rainfall Rate & 29 mph (13 m/s) Wind Velocity				8 in./hr. (203 mm/hr.) Rainfall Rate & 50 mph (22.4 m/s) Wind Velocity			
Ventilation Air Core Velocity fpm (m/s)	Ventilation Air Free Area Velocity fpm (m/s)	Water Penetration Effectiveness %	Water Penetration Classification	Ventilation Air Core Velocity fpm (m/s)	Ventilation Air Free Area Velocity fpm (m/s)	Water Penetration Effectiveness %	Water Penetration Classification
0 (0.0)	0 (0.0)	100	A	0 (0.0)	0 (0.0)		A
98 (0.5)	161 (0.8)	100	A	98 (0.5)	161 (0.8)		A
197 (1.0)	324 (1.6)	100	A	197 (1.0)	324 (1.6)		A
295 (1.5)	486 (2.5)	100	A	295 (1.5)	486 (2.5)		A
394 (2.0)	649 (3.3)	100	A	394 (2.0)	649 (3.3)		A
492 (2.5)	810 (4.1)	100	A	492 (2.5)	810 (4.1)		A
591 (3.0)	973 (4.9)	100	A	591 (3.0)	973 (4.9)		A
689 (3.5)	1134 (5.8)	100	A	695 (3.5)	1144 (5.8)	99.6	A
788 (4.0)	1297 (6.6)	100	A	776 (3.9)	1277 (6.5)	99.4	A
882 (4.5)	1452 (7.4)	99.9	A	886 (4.5)	1458 (7.4)	99.4	A
983 (5.0)	1618 (8.2)	99.8	A	978 (5.0)	1610 (8.2)	97.3	B

Wind-Driven Rain Penetration Classes	
Class	Effectiveness
A	1 to 0.99
B	0.989 to 0.95
C	0.949 to 0.80
D	Below 0.80

Water penetration classification ratings are based on the amount of simulated rain that penetrates the louver during a specific rainfall rate, wind velocity, and intake velocity. Ratings are based on a 39.4 in. x 39.4 in. (1 m x 1 m) core size.

