

ELF6375DXD

Drainable Stationary Louver

Miami Dade Approved, TDI Listed, Florida Product Approval, AMCA Certified



APPLICATION

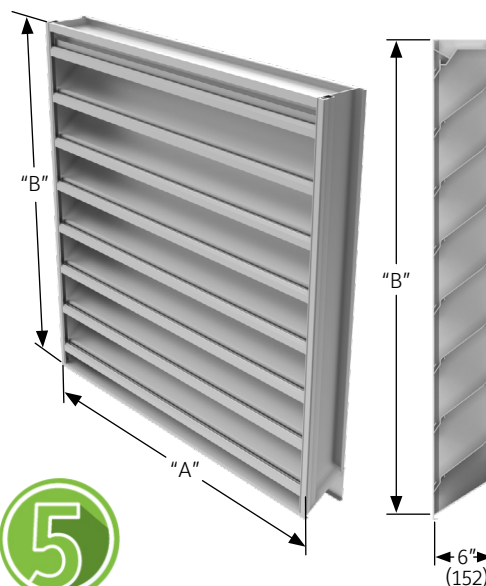
The ELF6375DXD Stationary Louver is Miami-Dade County Approved. It has a 6" deep frame and a 37 1/2 degree blade angle - High performance frame system with drainable head collects and removes water to provide excellent water penetration performance.

STANDARD CONSTRUCTION

Frame	Box frame, 6" (152) deep, 6063T6 extruded aluminum with .081" (2.1) to .125" (3.18) nominal wall thickness. Downspouts and caulking surface provided. Universal Installation Frame: Same material and gauges as above with flange.
Blades	6063T6 extruded aluminum, .081" (2.1) nominal wall thickness. Drainable blades are positioned at 37 1/2° angle.
Screen	5/8" x .040" (16 x 1) expanded, flattened aluminum bird screen in removable frame.
Finish	Mill
Approximate Shipping Weight	14 lbs./ft. (29.3 kg/perm')
Minimum Size	12"w x 12"h (305 x 305)
Maximum Size	Box Frame and Universal Installation Frame: 88"w x 120"h (2236 x 3048) factory assembly, Unlimited width x 120"h (3048) field assembly. Maximum mullion spacing is 87 7/8". Sections may be stacked vertically with a suitable structural support designed and installed by others.
Installation	The ELF6375DXD must be installed per the appropriate installation detail. Reference the appropriate separate installation instruction sheets.

FEATURES

- ▶ Box Frame construction for use in cast-inplace concrete, grout filled CMU, Wood and steel installations
- ▶ Approved for use in open structures with provisions to manage weather infiltration (wet rooms)
- ▶ Maximum windload ± 148 PSF (7.08 kPa)
- ▶ 57% Free Area
- ▶ Published performance rating based on testing in accordance with AMCA Publication 511 & 512
- ▶ AMCA 540 Listed for Basic Protection
- ▶ AMCA 550-High Velocity Wind Driven Rain Resistant with Damper
- ▶ Miami-Dade NOA Approval 20-1015.06, expires 7/9/26
- ▶ Florida Product Approved FL21829.3
- ▶ Texas Department of Insurance (TDI) Listed LVR-10
- ▶ AMCA 500 -L Tested



YEAR LIMITED
WARRANTY

ISO9001
CERTIFIED

VARIATIONS

- ▶ Universal Flange Frame construction when fasteners penetrating the wall are not utilized
- ▶ Universal Flange Frame allows installation in walls up to 10" (254) and in any wall material
- ▶ Extended Sill
- ▶ Please provide rough opening dimensions for "A" and "B" dimensions. unless ordered as actual size, the louver will be provided 1/2" (12) smaller than "A" and "B" dimensions provided
- ▶ Selection of finishes: prime coat, 50% PVDF (modified fluoropolymer), epoxy, Pearledize, 70% PVDF, clear and color anodize. (Some variation in anodize color consistency is possible)

Consult Ruskin for other special requirements.

NOTE: Dimensions in inches, parenthesis () indicate millimeters.

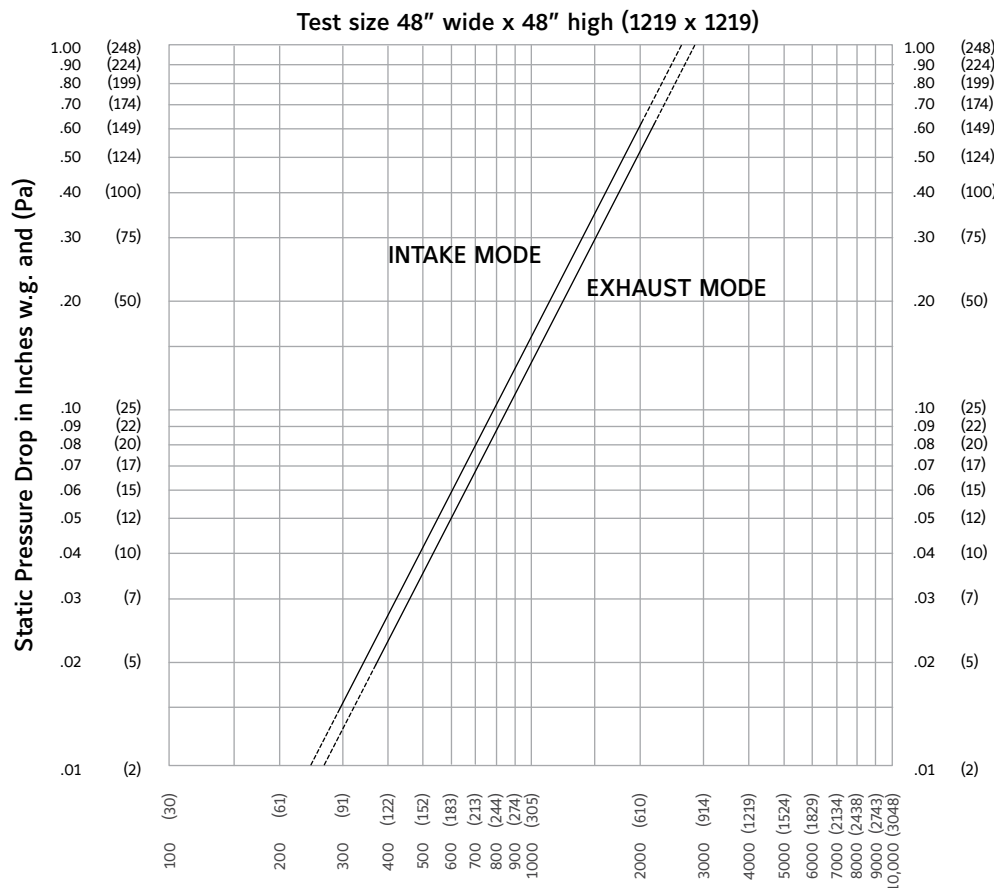
FREE AREA GUIDE

Free Area Guide shows free area in ft² and m² for various sizes of ELF6375DXD.

Width – Inches and Meters

HEIGHT	12	18	24	30	36	42	48	54	60	66	72	78	84	90	96	102	108	114	120
	0.30	0.45	0.60	0.75	0.90	1.05	1.20	1.35	1.50	1.65	1.80	1.95	2.10	2.25	2.40	2.55	2.70	2.85	3.00
12	0.36	0.57	0.79	1.00	1.22	1.43	1.65	1.86	2.08	2.29	2.51	2.72	2.94	3.15	3.37	3.58	3.80	4.01	4.23
0.30	0.03	0.05	0.07	0.09	0.11	0.13	0.15	0.17	0.19	0.21	0.23	0.25	0.27	0.29	0.31	0.33	0.35	0.37	0.39
18	0.63	1.00	1.38	1.76	2.13	2.51	2.89	3.26	3.64	4.02	4.39	4.77	5.15	5.52	5.90	6.28	6.65	7.03	7.41
0.45	0.06	0.09	0.13	0.16	0.20	0.23	0.27	0.30	0.34	0.37	0.41	0.44	0.48	0.51	0.55	0.58	0.62	0.65	0.69
24	0.90	1.44	1.97	2.51	3.05	3.59	4.13	4.66	5.20	5.74	6.28	6.82	7.36	7.89	8.43	8.97	9.51	10.05	10.58
0.60	0.08	0.13	0.18	0.23	0.28	0.33	0.38	0.43	0.48	0.53	0.58	0.63	0.68	0.73	0.78	0.83	0.88	0.93	0.98
30	1.17	1.87	2.57	3.27	3.97	4.67	5.37	6.07	6.76	7.46	8.16	8.86	9.56	10.26	10.96	11.66	12.36	13.06	13.76
0.75	0.11	0.17	0.24	0.30	0.37	0.43	0.50	0.56	0.63	0.69	0.76	0.82	0.89	0.95	1.02	1.08	1.15	1.21	1.28
36	1.44	2.30	3.16	4.02	4.88	5.74	6.60	7.47	8.33	9.19	10.05	10.91	11.77	12.63	13.50	14.36	15.22	16.08	16.94
0.90	0.13	0.21	0.29	0.37	0.45	0.53	0.61	0.69	0.77	0.85	0.93	1.01	1.09	1.18	1.26	1.34	1.42	1.50	1.58
42	1.71	2.73	3.75	4.77	5.80	6.82	7.84	8.87	9.89	10.91	11.94	12.96	13.98	15.01	16.03	17.05	18.07	19.10	20.12
1.05	0.16	0.25	0.35	0.44	0.54	0.63	0.73	0.82	0.92	1.01	1.11	1.21	1.30	1.40	1.49	1.59	1.68	1.78	1.87
48	1.97	3.16	4.34	5.53	6.71	7.90	9.08	10.27	11.45	12.64	13.82	15.01	16.19	17.38	18.56	19.75	20.93	22.11	23.30
1.20	0.18	0.29	0.40	0.51	0.62	0.73	0.84	0.95	1.07	1.18	1.29	1.40	1.51	1.62	1.73	1.84	1.95	2.06	2.17
54	2.24	3.59	4.94	6.28	7.63	8.98	10.32	11.67	13.01	14.36	15.71	17.05	18.40	19.75	21.09	22.44	23.79	25.13	26.48
1.35	0.21	0.33	0.46	0.58	0.71	0.83	0.96	1.09	1.21	1.34	1.46	1.59	1.71	1.84	1.96	2.09	2.21	2.34	2.46
60	2.51	4.02	5.53	7.04	8.55	10.05	11.56	13.07	14.58	16.09	17.59	19.10	20.61	22.12	23.63	25.13	26.64	28.15	29.66
1.50	0.23	0.37	0.51	0.65	0.79	0.93	1.08	1.22	1.36	1.50	1.64	1.78	1.92	2.06	2.20	2.34	2.48	2.62	2.76
66	2.78	4.45	6.12	7.79	9.46	11.13	12.80	14.47	16.14	17.81	19.48	21.15	22.82	24.49	26.16	27.83	29.50	31.17	32.84
1.65	0.26	0.41	0.57	0.72	0.88	1.04	1.19	1.35	1.50	1.66	1.81	1.97	2.12	2.28	2.43	2.59	2.74	2.90	3.05
72	3.05	4.88	6.71	8.55	10.38	12.21	14.04	15.87	17.70	19.53	21.36	23.20	25.03	26.86	28.69	30.52	32.35	34.18	36.02
1.80	0.28	0.45	0.62	0.79	0.97	1.14	1.31	1.48	1.65	1.82	1.99	2.16	2.33	2.50	2.67	2.84	3.01	3.18	3.35
78	3.32	5.31	7.31	9.30	11.29	13.29	15.28	17.27	19.26	21.26	23.25	25.24	27.24	29.23	31.22	33.22	35.21	37.20	39.19
1.95	0.31	0.49	0.68	0.86	1.05	1.24	1.42	1.61	1.79	1.98	2.16	2.35	2.53	2.72	2.90	3.09	3.27	3.46	3.65
84	3.59	5.75	7.90	10.05	12.21	14.36	16.52	18.67	20.83	22.98	25.14	27.29	29.45	31.60	33.75	35.91	38.06	40.22	42.37
2.10	0.33	0.53	0.73	0.94	1.14	1.34	1.54	1.74	1.94	2.14	2.34	2.54	2.74	2.94	3.14	3.34	3.54	3.74	3.94
90	3.86	6.18	8.49	10.81	13.13	15.44	17.76	20.07	22.39	24.71	27.02	29.34	31.65	33.97	36.29	38.60	40.92	43.24	45.55
2.25	0.36	0.57	0.79	1.01	1.22	1.44	1.65	1.87	2.08	2.30	2.51	2.73	2.94	3.16	3.37	3.59	3.81	4.02	4.24
96	4.13	6.61	9.09	11.56	14.04	16.52	19.00	21.47	23.95	26.43	28.91	31.39	33.86	36.34	38.82	41.30	43.78	46.25	48.73
2.40	0.38	0.61	0.84	1.08	1.31	1.54	1.77	2.00	2.23	2.46	2.69	2.92	3.15	3.38	3.61	3.84	4.07	4.30	4.53
102	4.40	7.04	9.68	12.32	14.96	17.60	20.24	22.88	25.51	28.15	30.79	33.43	36.07	38.71	41.35	43.99	46.63	49.27	51.91
2.55	0.41	0.65	0.90	1.15	1.39	1.64	1.88	2.13	2.37	2.62	2.86	3.11	3.35	3.60	3.85	4.09	4.34	4.58	4.83
108	4.67	7.47	10.27	13.07	15.87	18.67	21.48	24.28	27.08	29.88	32.68	35.48	38.28	41.08	43.88	46.69	49.49	52.29	55.09
2.70	0.43	0.69	0.96	1.22	1.48	1.74	2.00	2.26	2.52	2.78	3.04	3.30	3.56	3.82	4.08	4.34	4.60	4.86	5.12
114	4.94	7.90	10.86	13.83	16.79	19.75	22.71	25.68	28.64	31.60	34.57	37.53	40.49	43.45	46.42	49.38	52.34	55.30	58.27
2.85	0.46	0.73	1.01	1.29	1.56	1.84	2.11	2.39	2.66	2.94	3.21	3.49	3.77	4.04	4.32	4.59	4.87	5.14	5.42
120	5.21	8.33	11.46	14.58	17.70	20.83	23.95	27.08	30.20	33.33	36.45	39.58	42.70	45.82	48.95	52.07	55.20	58.32	61.45
3.00	0.48	0.77	1.07	1.36	1.65	1.94	2.23	2.52	2.81	3.10	3.39	3.68	3.97	4.26	4.55	4.84	5.13	5.42	5.71

PRESSURE DROP

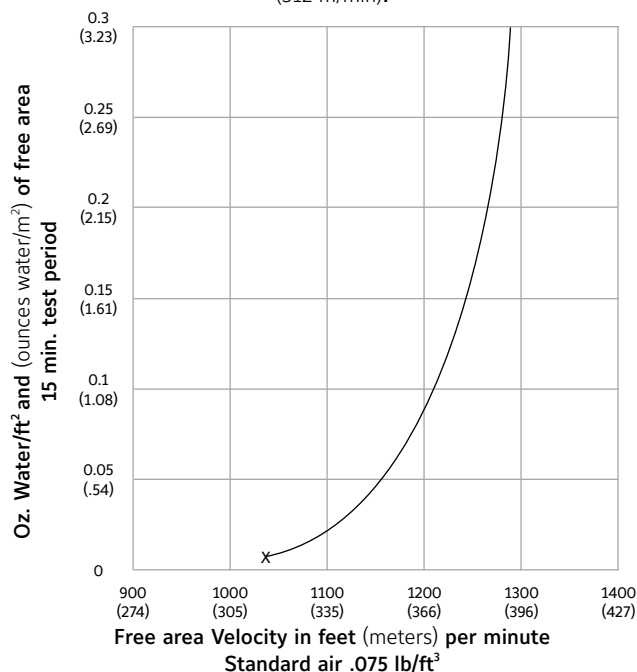


Ratings do not include the effect of a bird screen.

Air Velocity in feet and (meters) per minute through Free Area
(Data corrected to standard air density and AMCA figure or figures testes to 5.5)

WATER PENETRATION GRAPH

Water penetration
Test size 48" wide X 48" high (1219 X 1219)
Beginning point of water penetration at .01 oz. /sq. ft. is 1023 fpm
(312 m/min).



Ratings do not include the effect of a bird screen.

Ruskin Company certifies that the ELF6375DXD louvers shown herein is licensed to bear the AMCA Seal. The ratings shown are based on tests and procedures performed in accordance with AMCA Publication 511 and comply with the requirements of the AMCA Certified Ratings Program. The AMCA Certified Ratings Seal applies to air performance ratings and water penetration ratings only.



Ruskin certifies that the ELF6375DXD shown herein is approved to bear the AMCA Listing Label. The ratings shown are based on tests and procedures performed in accordance with AMCA Publications and comply with the requirements of the AMCA Listing Label Program.

The AMCA Listing Label applies to wind Born Debris Impact Resistant and High Velocity Wind Driven Rain Resistant Louvers (with optional CD40, CD50 or SD60 damper in the closed position)



AMCA550 DAMPER OPTIONS

CONTROL DAMPER

CD40 (Thin Line Control Damper)

(The CD40 combines the lowest leakage attainable-6cfm/sq.ft. at 4" w.g. with thin line, 4" overall depth when the damper is completely open.)

- ▶ Damper Frame and Blade Depth 4"
- ▶ Max Single Section 60"x 72"
- ▶ Opposed Blade
- ▶ Mill Finish
- ▶ Factory-Installed, pneumatic and electric actuators
- ▶ SP100 Switch Package
- ▶ Jack shafted or Extended Shaft option
- ▶ Concealed Linkage

CD50

(The CD50 is a low Leak, extruded aluminum damper designed with air foil blades for higher velocities and pressure HVAC systems. It meets the leakage requirements of the International energy Conservation Code by leaking less than 3cfm.sq.ft. at 1" of static pressure and is AMCA licensed as a Class 1A damper)

- ▶ Air Leakage AMCA Class 1A
- ▶ Damper Frame Depth is 5" and Blade width is 6"
- ▶ Max Single Section 60"x 72"
- ▶ Opposed Blade
- ▶ Mill Finish
- ▶ Factory-Installed, pneumatic and electric actuators
- ▶ SP100 Switch Package
- ▶ Jack shafted or Extended Shaft option
- ▶ Concealed Linkage

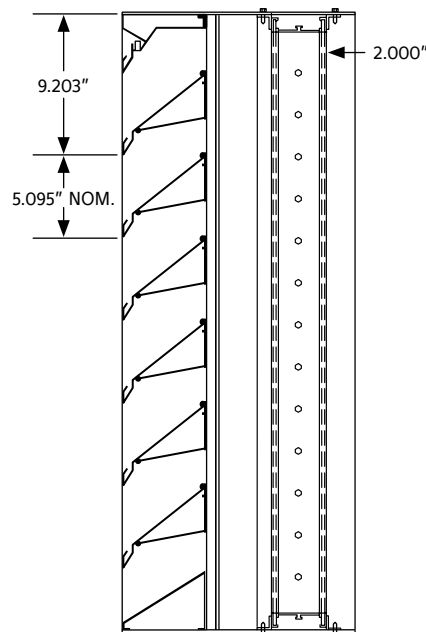
SMOKE DAMPER

SD60 (UL555S Leakage Class 1 Damper)

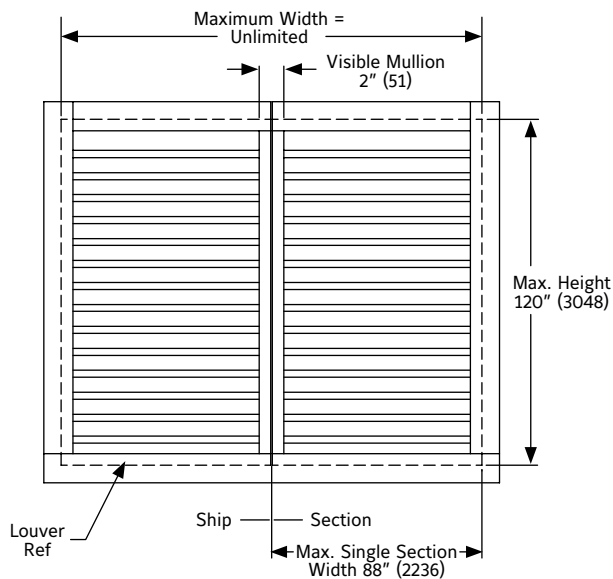
(The SD60 is an ultra-low leakage rated smoke damper used in ducts that penetrate smoke rated barriers.)

- ▶ Air Leakage Class 1
- ▶ Damper Frame Depth is 5" and Blade width is 6"
- ▶ Max Single Section 48"x 72"
- ▶ Opposed Blade
- ▶ Mill Finish
- ▶ Factory-Installed, pneumatic and electric actuators
- ▶ SP100 Switch Package
- ▶ Jack shafted or Extended Shaft option
- ▶ Concealed Linkage

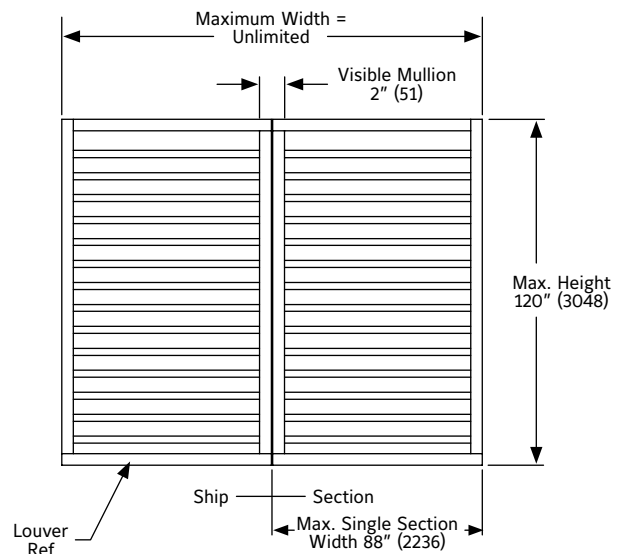
FRAME CONSTRUCTION (CONTINUED)



FRAME CONSTRUCTION ELEVATION



VFF INSTALLATION



BOX FRAME INSTALLATION

GENERAL NOTES:

1. Reference separate Installation Instruction sheets for installation details. Each frame style has a distinct installation method that must be compiled with for Miami-Dade Approval. It is the responsibility of the installing contractor to properly install the louvers per the appropriate detail.
2. On special orders, Ruskin may provide submittal and/or shop drawings. Reference these drawings for additional installation information.
3. Continuous angles and fasteners supplied with UFF louvers are shipped loose.
4. Louvers may be provided with hidden vertical blade supports (HVBS) that increase overall installation depth by several inches. Consult Ruskin Louver Engineering for exact HVBS depth.
5. Louvers wider than the maximum single section width will be shipped in multiple sections and will require field assembly.

SUGGESTED SPECIFICATION

Furnish and install louvers as hereinafter specified where shown on plans or as described in schedules. Drainable stationary louver meeting the performance criteria established by the Florida Building Code and Miami-Dade County. Combination louvers shall be certified to FBC standards TAS 201 (Large Missile Impact), TAS 202 (Uniform Static Air Pressure) and TAS 203 (Cyclic Wind Loading). Louvers shall be manufactured in an ISO 9001 certified factory.

Louvers shall be stationary type contained within a 6" (152) frame. Louver components (heads, jambs, sills, blades, and mullions) shall be factory assembled by the louver manufacturer. Louver sizes too large for shipping shall be built up by the contractor from factory assembled louver sections to provide overall sizes required.

Louvers shall be Ruskin Model ELF6375DXD construction as follows:

Material

- Frame: .125" (3.18) aluminum channel.
 Blades: .081" (2.1) nominal wall thickness.
 Extended: .081" (2.1) wall thickness with upturned side panels to
 Screen: 5/8" mesh x .040" (16 x 1) expanded flattened aluminum bird screen in removable frame. Drainable blades are positioned at 37 1/2°.
 Finish: Select finish specification from Ruskin/Valspar Finishes Brochure.

Published louver performance data bearing the AMCA Certified Ratings Seal for Air Performance and Water Penetration must be submitted for approval prior to fabrication and must demonstrate pressure drop equal to or less than the Ruskin model specified.

Structural Design

Integral structural supports shall be designed and furnished by the louver manufacturer to carry a wind load of not less than ±148 psf (7.08 kPa).

LINKS TO IMPORTANT DOCUMENTS

Document Title
Paint Finishes and Color Guide
Limited Warranty Document



3900 Doctor Greaves Road
 Grandview, MO 64030
 Website: www.ruskin.com
 Phone: (816) 761-7476