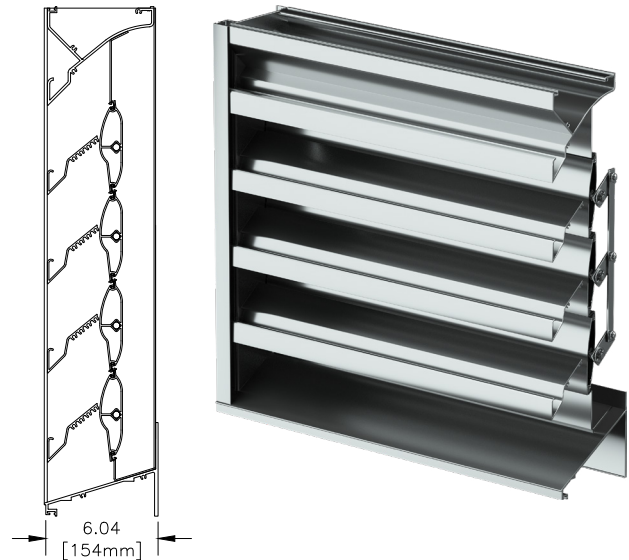


Standard Construction

Mounting	Continuous aluminum angle along the head and sill
Frame	Head and Sill: Heavy gauge extruded 6063-T5 aluminum, 6 in. (152 mm) x 0.125 in. (3 mm) nominal wall thickness Jambs: Heavy gauge extruded 6005-T5 aluminum, 6 in. (152 mm) x 0.188 in. (5 mm) nominal wall thickness
Blades	Stationary blade: drainable design, heavy gauge extruded 6063-T5 aluminum, 0.081 in. (2mm) nominal wall thickness, positioned at 45° angles on approximately 5 in. (127 mm) center Operable blade: heavy gauge extruded 6063-T5 aluminum, 0.063 (2mm) nominal wall thickness
Seals	TPE blade seals, compressible stainless steel jamb seals
Temperature Restrictions	(-20° F) - (+180° F) (-29° C) - (+82° C)
Linkage	Side linkage, out of airstream (concealed in frame)
Bearings	Synthetic sleeve type
Axles	1/2 in. (13 mm) dia. zinc plated steel
Louver Depth	6 in. (152 mm)
Construction	Mechanically fastened
Finish	Mill
Minimum Size	12 in. W x 16 in. H (305 mm W x 406 mm H)
Maximum Single Section Size	60 in. W x 120 in. H (1524 mm W x 3048 mm H)
Wind Load	+/- 110 PSF (5.3 kPa)



Performance Ratings



Greenheck Fan Corporation certifies that the EACA-601D louvers shown herein are licensed to bear the AMCA Seal. The ratings shown are based on tests and procedures performed in accordance with AMCA Publication 511 and comply with the requirements of the AMCA Certified Ratings Program. The AMCA Certified Ratings Seal applies to Water Penetration and Air Performance ratings.

Louvers were tested in accordance with AMCA Standard 500-L.

Performance of 48 in. x 48 in. (1219 mm x 1219 mm) Louver

Free Area	Area 7.27 sq. ft. (0.675 sq. m) Percent 45.5%
Performance at Beginning Point of Water Penetration	Free Area Velocity 1113.4 fpm (5.656 m/s) Max Intake Volume 8094 cfm (3.820 m³/s)
Performance at 6,000 CFM (2.832 m³/s) Intake	Pressure Drop 0.083 in. wg (0.021 kPa)

Options and Accessories

- Actuators
- [Bird Screen](#)
- [Extended Sill](#)
- [Filter Rack/Filter](#)
- [Flange Frame](#)
- [Insect Screen](#)
- [Security Bars](#)
- Stainless Steel Axles
- [Variety of Architectural Finishes](#)

Product Details

[EACA-601D Leakage Chart](#)

[EACA-601D Standard Details](#)

[Miami-Dade County, FL Notice of Acceptance](#)

Structural reinforcing members may be required to adequately support and install multiple louver sections within a large opening. Structural reinforcing members along with any associated installation hardware is not provided by Greenheck unless indicated otherwise by Greenheck. Options and accessories including, but not limited to, screens, filter racks, louver doors, and blank off panels are not subject to structural analysis unless indicated otherwise by Greenheck.

EACA-601D

AMCA 540 and 550 Listed Hurricane Louver
Miami-Dade and Florida Product Approved
Extruded Aluminum, Combination Louver/Damper

Free Area Chart

Free Area Chart shows free area in square feet and square meters.

Louver Height Inches (Meters)	Louver Width in Inches (Meters)								
	12	18	24	30	36	42	48	54	60
0.30	0.46	0.61	0.76	0.91	1.07	1.22	1.37	1.52	
16	0.16	0.28	0.40	0.52	0.64	0.75	0.87	0.99	1.11
0.41	0.01	0.03	0.04	0.05	0.06	0.07	0.08	0.09	0.10
18	0.29	0.51	0.73	0.95	1.17	1.39	1.61	1.83	2.05
0.46	0.03	0.05	0.07	0.09	0.11	0.13	0.15	0.17	0.19
24	0.49	0.86	1.23	1.60	1.96	2.33	2.70	3.07	3.44
0.61	0.05	0.08	0.11	0.15	0.18	0.22	0.25	0.29	0.32
30	0.66	1.15	1.64	2.14	2.63	3.12	3.62	4.11	4.60
0.76	0.06	0.11	0.15	0.20	0.24	0.29	0.34	0.38	0.43
36	0.82	1.44	2.06	2.68	3.29	3.91	4.53	5.15	5.76
0.91	0.08	0.13	0.19	0.25	0.31	0.36	0.42	0.48	0.54
42	1.12	1.97	2.81	3.65	4.49	5.34	6.18	7.02	7.87
1.07	0.10	0.18	0.26	0.34	0.42	0.50	0.57	0.65	0.73
48	1.32	2.31	3.31	4.30	5.29	6.28	7.27	8.26	9.25
1.22	0.12	0.21	0.31	0.40	0.49	0.58	0.68	0.77	0.86
54	1.49	2.60	3.72	4.84	5.95	7.07	8.19	9.30	10.42
1.37	0.14	0.24	0.35	0.45	0.55	0.66	0.76	0.86	0.97
60	1.65	2.90	4.14	5.38	6.62	7.86	9.10	10.34	11.58
1.52	0.15	0.27	0.38	0.50	0.62	0.73	0.85	0.96	1.08
66	1.95	3.42	4.89	6.35	7.82	9.28	10.75	12.22	13.68
1.68	0.18	0.32	0.45	0.59	0.73	0.86	1.00	1.14	1.27
72	2.15	3.77	5.38	7.00	8.61	10.23	11.84	13.46	15.07
1.83	0.20	0.35	0.50	0.65	0.80	0.95	1.10	1.25	1.40
78	2.32	4.06	5.80	7.54	9.28	11.02	12.75	14.49	16.23
1.98	0.22	0.38	0.54	0.70	0.86	1.02	1.18	1.35	1.51
84	2.49	4.35	6.21	8.08	9.94	11.80	13.67	15.53	17.40
2.13	0.23	0.40	0.58	0.75	0.92	1.10	1.27	1.44	1.62
90	2.79	4.87	6.96	9.05	11.14	13.23	15.32	17.41	19.50
2.29	0.26	0.45	0.65	0.84	1.03	1.23	1.42	1.62	1.81
96	2.98	5.22	7.46	9.70	11.94	14.17	16.41	18.65	20.89
2.44	0.28	0.48	0.69	0.90	1.11	1.32	1.52	1.73	1.94
102	3.15	5.51	7.87	10.24	12.60	14.96	17.32	19.69	22.05
2.59	0.29	0.51	0.73	0.95	1.17	1.39	1.61	1.83	2.05
108	3.32	5.80	8.29	10.78	13.26	15.75	18.24	20.73	23.21
2.74	0.31	0.54	0.77	1.00	1.23	1.46	1.69	1.93	2.16
114	3.62	6.33	9.04	11.75	14.46	17.18	19.89	22.60	25.31
2.90	0.34	0.59	0.84	1.09	1.34	1.60	1.85	2.10	2.35
120	3.81	6.68	9.54	12.40	15.26	18.12	20.98	23.84	26.70
3.05	0.35	0.62	0.89	1.15	1.42	1.68	1.95	2.21	2.48



HIGH VELOCITY RAIN
RESISTANT WITH BLADES
FULLY CLOSED AND
IMPACT RESISTANT LOUVER
Basic Protection Level D

See www.AMCA.org for all certified or listed products

This label does not signify
AMCA airflow performance
certification.

Greenheck Fan Corporation certifies that the EACA-601D louver shown herein is approved to bear the AMCA Listing Label. The ratings shown are based on tests and procedures performed in accordance with AMCA Publications and comply with the requirements of the AMCA Listing Label Program. The AMCA Listing Label applies to Wind Borne Debris Impact Resistant louvers rated for Basic Protection with a minimum blade span of less than 12 in. (305 mm) and a maximum unsupported blade span of 56.84 in. (1444 mm) and to High Velocity Wind-Driven Rain Resistant Louvers tested in the fully closed position that stops airflow through the louver.

Document Links

[Louver Finishes & Colors](#)

[Louver Product Selection Guide](#)

[Louver Products Catalog](#)

[Louver Warranty Statement](#)

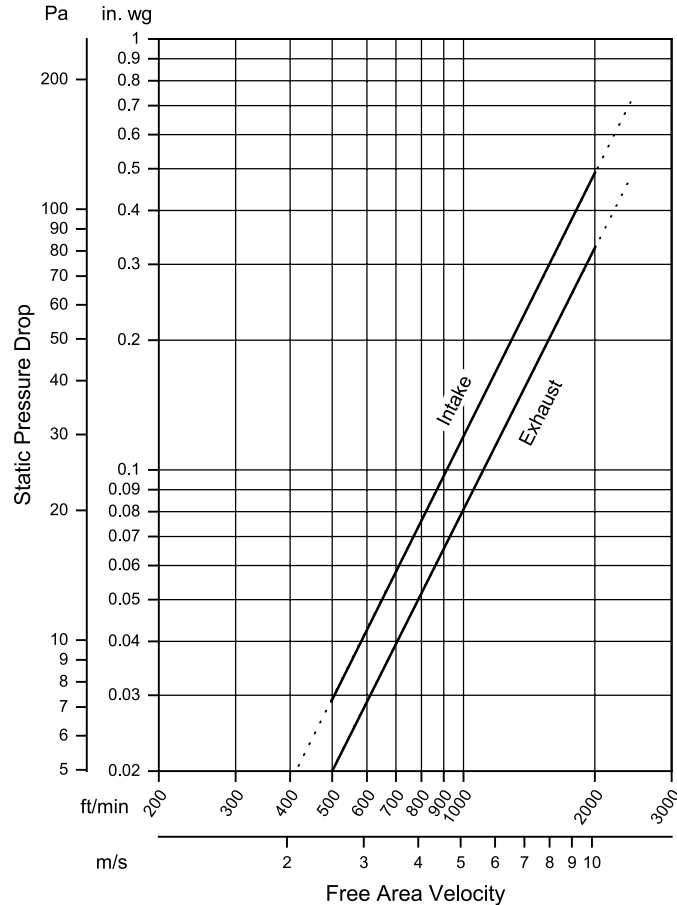
EACA-601D

AMCA 540 and 550 Listed Hurricane Louver
Miami-Dade and Florida Product Approved
Extruded Aluminum, Combination Louver/Damper

Airflow Resistance

Standard Air - 0.075 lb/ft³ (1.2 kg/m³)

Test size 48 in. x 48 in. (1219 mm x 1219 mm)

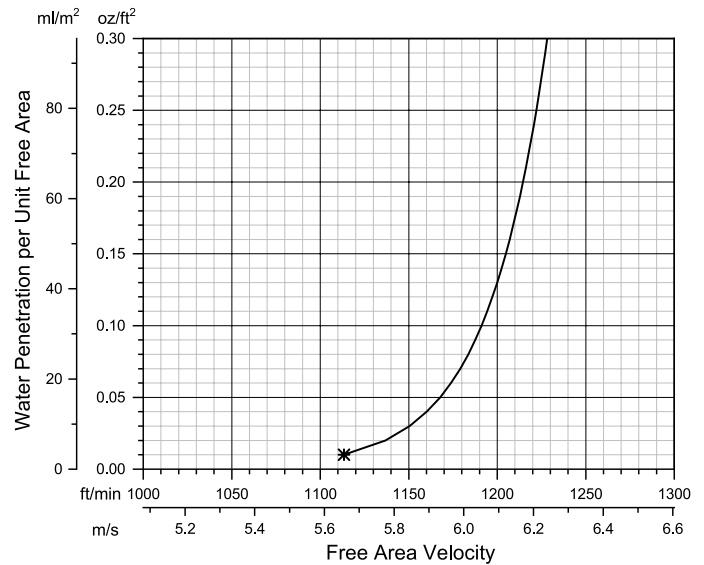


Model EACA-601D resistance to airflow (pressure drop) varies depending on louver application (air intake or air exhaust). Free area velocities (shown) are higher than average velocity through the overall louver size. See louver selection information. (Test Figure 5.5-6.5)

Water Penetration

Standard Air - 0.075 lb/ft³ (1.2 kg/m³)

Test size 48 in. x 48 in. (1219 mm x 1219 mm) Test duration of 15 min.



The AMCA Water Penetration Test provides a method for comparing various louver models and designs as to their efficiency in resisting the penetration of rainfall under specific laboratory test conditions. The beginning point of water penetration is defined as that velocity where the water penetration curve projects through 0.01 oz. (3 g) of water (penetration) per sq. ft. (m²) of louver free area. ***The beginning point of water penetration for Model EACA-601D is 1113.4 fpm (5.656 m/s) free area velocity.** These performance ratings do not guarantee a louver to be weatherproof or stormproof and should be used in combination with other factors including good engineering judgement in selecting louvers.

