SCH601MD

AMCA 540 and 550* Listed Hurricane Louver
Miami-Dade and Florida Product Approved
Extruded Aluminum | Storm Class

*AMCA 550 when selected with VCD-40 Damper
Florida Product Approval No.: FL10093
Miami-Dade, FL NOA No.: 22-0816.12, EXP. 11/1/2023

Standard Construction

Mounting	Continuous aluminum angle along the jambs
Frame	Heavy gauge extruded 6063-T5 aluminum, 6 in. (152 mm) x 0.081 in. (2 mm) nominal wall thickness
Blades	Horizontal rain resistant design, heavy gauge extruded 6063-T5 aluminum, 0.081 in. (2 mm) nominal wall thickness, positioned on approximately 2 in. (51 mm) centers
Louver Depth	6 in. (152 mm)
Construction	Welded and mechanically fastened
Finish	Mill
Minimum Rough Opening Size	12 in. W x 7 in. H (305 mm W x 178 mm H)
Maximum Single Section Rough Opening Size	72.75 in. W x 144.5 in. H (1848 mm W x 3670 mm H)
Wind Load	+/- 150 PSF (7.2 kPa)

Performance Ratings

Airolite certifies that the SCH601MD channel frame and flange/sleeve frame louvers shown herein are licensed to bear the AMCA Seal. The ratings shown are based on tests and procedures performed in accordance with AMCA Publication 511 and comply with the requirements of the AMCA Certified Ratings Program. The AMCA Certified Ratings Seal applies to *Water Penetration, Air Performance, and *Wind-Driven Rain ratings. *Ratings include the effect of a sill pan.

Performance of 48 in. x 48 in. (1219 mm x 1219 mm) Louver (channel frame and flange/sleeve frame)

Free Area	
Area	7.18 sq. ft. (0.667 sq. m)
Percent	44.9%
Performance at Beginning Point of Water Penetration	
Free Area Velocity	above 1250 fpm (6.350 m/s)
Max Intake Volume	8975 cfm (4.236 m^3/s)
Performance at 6,000 CFM (2.832 m^3/s) Intake	
Pressure Drop	0.157 in. wg (0.030 kPa)

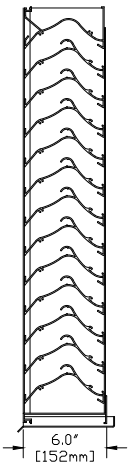

Channel Frame

Options and Accessories

- Bird Screen
- Blank Off Panels
- Filter Rack/Filter
- Channel Frame w/Flange Frame
- Insect Screen
- Security Bars
- Sleeve Frame w/Flange Frame
- Variety of Architectural Finishes
- Welded Construction

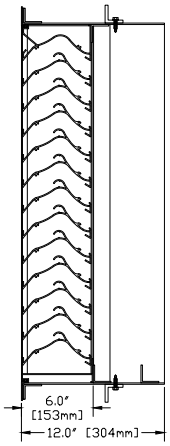

Flange/Sleeve Frame

Product Details

SCH601MD Standard Channel Frame Details
SCH601MD Optional Flange/Sleeve Frame Details
Channel Installation (IOM #474788)
Channel Installation with VCD-40 damper (IOM #474789)
Flange/Sleeve Installation (IOM #474790)
Flange/Sleeve Installation with VCD-40 damper (IOM #474791)
Miami-Dade County, FL Notice of Acceptance

Structural reinforcing members may be required to adequately support and install multiple louver sections within a large opening. Structural reinforcing members along with any associated installation hardware is not provided by Airolite unless indicated otherwise by Airolite. Options and accessories including, but not limited to, screens, filter racks, louver doors, and blank off panels are not subject to structural analysis unless indicated otherwise by Airolite.

AIROLITE®
The look that works.™

airolite.com | 715.841.8757 | 715.841.8773 | P.O. Box 410, Schofield, WI 54476
© December 2022 | The Airolite Company, LLC

SCH601MD

AMCA 540 and 550* Listed Hurricane Louver
Miami-Dade and Florida Product Approved
Extruded Aluminum | Storm Class

*AMCA 550 when selected with VCD-40 Damper

Free Area Chart

Free Area Chart shows free area in square feet and square meters. (channel frame and flange/sleeve frame)

Louver Height Inches (Meters)	Louver Width in Inches (Meters)											
	12	18	24	30	36	42	48	54	60	66	72	72.75
	0.30	0.46	0.61	0.76	0.91	1.07	1.22	1.37	1.52	1.68	1.83	1.85
7	**0.08**	**0.13**	**0.19**	**0.24**	**0.30**	**0.34**	**0.39**	**0.44**	**0.50**	**0.55**	**0.60**	**0.61**
0.18	0.01	0.01	0.02	0.02	0.03	0.03	0.04	0.04	0.05	0.05	0.06	0.06
12	**0.23**	**0.38**	**0.53**	**0.69**	**0.84**	**0.95**	**1.10**	**1.26**	**1.41**	**1.56**	**1.71**	**1.73**
0.30	0.02	0.04	0.05	0.06	0.08	0.09	0.10	0.12	0.13	0.14	0.16	0.16
18	**0.46**	**0.75**	**1.05**	**1.35**	**1.65**	**1.88**	**2.18**	**2.48**	**2.77**	**3.07**	**3.37**	**3.41**
0.46	0.04	0.07	0.10	0.13	0.15	0.17	0.20	0.23	0.26	0.29	0.31	0.32
24	**0.68**	**1.13**	**1.57**	**2.02**	**2.47**	**2.80**	**3.25**	**3.69**	**4.14**	**4.59**	**5.04**	**5.09**
0.61	0.06	0.10	0.15	0.19	0.23	0.26	0.30	0.34	0.38	0.43	0.47	0.47
30	**0.90**	**1.50**	**2.09**	**2.69**	**3.28**	**3.73**	**4.32**	**4.91**	**5.51**	**6.10**	**6.70**	**6.77**
0.76	0.08	0.14	0.19	0.25	0.30	0.35	0.40	0.46	0.51	0.57	0.62	0.63
36	**1.05**	**1.75**	**2.44**	**3.13**	**3.82**	**4.34**	**5.04**	**5.73**	**6.42**	**7.11**	**7.81**	**7.89**
0.91	0.10	0.16	0.23	0.29	0.35	0.40	0.47	0.53	0.60	0.66	0.73	0.73
42	**1.28**	**2.12**	**2.96**	**3.80**	**4.64**	**5.27**	**6.11**	**6.95**	**7.79**	**8.63**	**9.47**	**9.57**
1.07	0.12	0.20	0.27	0.35	0.43	0.49	0.57	0.65	0.72	0.80	0.88	0.89
48	**1.50**	**2.49**	**3.48**	**4.46**	**5.45**	**6.19**	**7.18**	**8.17**	**9.16**	**10.14**	**11.13**	**11.25**
1.22	0.14	0.23	0.32	0.41	0.51	0.58	0.67	0.76	0.85	0.94	1.03	1.05
54	**1.73**	**2.86**	**4.00**	**5.13**	**6.27**	**7.12**	**8.25**	**9.39**	**10.52**	**11.66**	**12.79**	**12.93**
1.37	0.16	0.27	0.37	0.48	0.58	0.66	0.77	0.87	0.98	1.08	1.19	1.20
60	**1.95**	**3.23**	**4.52**	**5.80**	**7.08**	**8.04**	**9.32**	**10.61**	**11.89**	**13.17**	**14.45**	**14.61**
1.52	0.18	0.30	0.42	0.54	0.66	0.75	0.87	0.99	1.10	1.22	1.34	1.36
66	**2.17**	**3.60**	**5.03**	**6.46**	**7.89**	**8.97**	**10.40**	**11.83**	**13.26**	**14.69**	**16.12**	**16.30**
1.68	0.20	0.33	0.47	0.60	0.73	0.83	0.97	1.10	1.23	1.36	1.50	1.51
72	**2.32**	**3.85**	**5.38**	**6.91**	**8.44**	**9.58**	**11.11**	**12.64**	**14.17**	**15.70**	**17.22**	**17.42**
1.83	0.22	0.36	0.50	0.64	0.78	0.89	1.03	1.17	1.32	1.46	1.60	1.62
78	**2.55**	**4.22**	**5.90**	**7.58**	**9.25**	**10.51**	**12.18**	**13.86**	**15.54**	**17.21**	**18.89**	**19.10**
1.98	0.24	0.39	0.55	0.70	0.86	0.98	1.13	1.29	1.44	1.60	1.75	1.77
84	**2.77**	**4.60**	**6.42**	**8.24**	**10.07**	**11.43**	**13.26**	**15.08**	**16.90**	**18.73**	**20.55**	**20.78**
2.13	0.26	0.43	0.60	0.77	0.94	1.06	1.23	1.40	1.57	1.74	1.91	1.93
90	**3.00**	**4.97**	**6.94**	**8.91**	**10.88**	**12.36**	**14.33**	**16.30**	**18.27**	**20.24**	**22.21**	**22.46**
2.29	0.28	0.46	0.64	0.83	1.01	1.15	1.33	1.51	1.70	1.88	2.06	2.09
96	**3.22**	**5.34**	**7.46**	**9.58**	**11.69**	**13.28**	**15.40**	**17.52**	**19.64**	**21.76**	**23.87**	**24.14**
2.44	0.30	0.50	0.69	0.89	1.09	1.23	1.43	1.63	1.82	2.02	2.22	2.24
102	**3.37**	**5.59**	**7.80**	**10.02**	**12.24**	**13.90**	**16.12**	**18.33**	**20.55**	**22.77**	**24.98**	**25.26**
2.59	0.31	0.52	0.72	0.93	1.14	1.29	1.50	1.70	1.91	2.12	2.32	2.35
108	**3.60**	**5.96**	**8.32**	**10.69**	**13.05**	**14.82**	**17.19**	**19.55**	**21.92**	**24.28**	**26.64**	**26.94**
2.74	0.33	0.55	0.77	0.99	1.21	1.38	1.60	1.82	2.04	2.26	2.47	2.50
114	**3.82**	**6.33**	**8.84**	**11.35**	**13.87**	**15.75**	**18.26**	**20.77**	**23.28**	**25.79**	**28.31**	**28.62**
2.90	0.35	0.59	0.82	1.05	1.29	1.46	1.70	1.93	2.16	2.40	2.63	2.66
120	**4.04**	**6.70**	**9.36**	**12.02**	**14.68**	**16.67**	**19.33**	**21.99**	**24.65**	**27.31**	**29.97**	**30.30**
3.05	0.38	0.62	0.87	1.12	1.36	1.55	1.80	2.04	2.29	2.54	2.78	2.81
126	**4.27**	**7.07**	**9.88**	**12.69**	**15.49**	**17.60**	**20.41**	**23.21**	**26.02**	**28.82**	**31.63**	**31.98**
3.05	0.38	0.62	0.87	1.12	1.36	1.55	1.80	2.04	2.29	2.54	2.78	2.81
132	**4.49**	**7.45**	**10.40**	**13.35**	**16.31**	**18.52**	**21.48**	**24.43**	**27.39**	**30.34**	**33.29**	**33.66**
3.35	0.42	0.69	0.97	1.24	1.52	1.72	2.00	2.27	2.54	2.82	3.09	3.13
138	**4.64**	**7.69**	**10.75**	**13.80**	**16.85**	**19.14**	**22.19**	**25.24**	**28.30**	**31.35**	**34.40**	**34.78**
3.51	0.43	0.71	1.00	1.28	1.57	1.78	2.06	2.34	2.63	2.91	3.20	3.23
144	**4.87**	**8.07**	**11.27**	**14.47**	**17.67**	**20.06**	**23.26**	**26.46**	**29.66**	**32.86**	**36.06**	**36.46**
3.66	0.45	0.75	1.05	1.34	1.64	1.86	2.16	2.46	2.76	3.05	3.35	3.39
144.5	**4.87**	**8.07**	**11.27**	**14.47**	**17.67**	**20.06**	**23.26**	**26.46**	**29.66**	**32.86**	**36.06**	**36.46**
3.67	0.45	0.75	1.05	1.34	1.64	1.86	2.16	2.46	2.76	3.05	3.35	3.39

amca INTERNATIONAL LISTED
IMPACT RESISTANT LOUVER
Enhanced Protection Level E
See www.AMCA.org for all certified or listed products
This label does not signify AMCA airflow performance certification.

amca INTERNATIONAL LISTED
HIGH VELOCITY RAIN RESISTANT WITH BLADES FULLY CLOSED AND IMPACT RESISTANT LOUVER
Enhanced Protection Level E
See www.AMCA.org for all certified or listed products
This label does not signify AMCA airflow performance certification.

Airolite certifies that the SCH601MD channel frame and flange/sleeve frame louvers shown herein are approved to bear the AMCA Listing Label. The ratings shown are based on tests and procedures performed in accordance with AMCA Publications and comply with the requirements of the AMCA Listing Label Program. The AMCA Listing Label applies to Wind Borne Debris Impact Resistant louvers rated for Enhanced Protection with a minimum blade span of less than 12 in. (305 mm) and a maximum unsupported blade span of 35 in. (889 mm). For louvers with the VCD-40 Damper, the AMCA Listing Label also applies to High Velocity Wind Driven Rain Resistant Louver-Damper combinations tested in the fully closed position that stops airflow through the louver.

Document Links

- Architectural Louvers Catalog
- Finishes & Colors
- Qwik Ship Guide
- Airolite Warranty Statement

AIROLITE®
The look that works.™

SCH601MD

AMCA 540 and 550* Listed Hurricane Louver
Miami-Dade and Florida Product Approved
Extruded Aluminum | Storm Class
*AMCA 550 when selected with VCD-40 Damper

Core Area Chart

Core Area Chart shows core area in square feet and square meters. (channel frame and flange/sleeve frame)

Louver Height Inches (Meters)	Louver Width in Inches (Meters)											
	12	18	24	30	36	42	48	54	60	66	72	72.75
	0.30	0.46	0.61	0.76	0.91	1.07	1.22	1.37	1.52	1.68	1.83	1.85
7	0.17	0.29	0.40	0.52	0.63	0.75	0.86	0.98	1.09	1.21	1.32	1.33
0.18	0.02	0.03	0.04	0.05	0.06	0.07	0.08	0.09	0.10	0.11	0.12	0.12
12	0.49	0.81	1.14	1.46	1.78	2.11	2.43	2.75	3.07	3.40	3.72	3.76
0.30	0.05	0.08	0.11	0.14	0.17	0.20	0.23	0.26	0.29	0.32	0.35	0.35
18	0.87	1.44	2.02	2.59	3.16	3.74	4.31	4.88	5.45	6.03	6.60	6.67
0.46	0.08	0.13	0.19	0.24	0.29	0.35	0.40	0.45	0.51	0.56	0.61	0.62
24	1.25	2.07	2.90	3.72	4.54	5.37	6.19	7.01	7.83	8.66	9.48	9.58
0.61	0.12	0.19	0.27	0.35	0.42	0.50	0.58	0.65	0.73	0.80	0.88	0.89
30	1.63	2.70	3.78	4.85	5.92	7.00	8.07	9.14	10.22	11.29	12.36	12.50
0.76	0.15	0.25	0.35	0.45	0.55	0.65	0.75	0.85	0.95	1.05	1.15	1.16
36	2.01	3.33	4.66	5.98	7.30	8.63	9.95	11.27	12.60	13.92	15.24	15.41
0.91	0.19	0.31	0.43	0.56	0.68	0.80	0.92	1.05	1.17	1.29	1.42	1.43
42	2.39	3.97	5.54	7.11	8.68	10.26	11.83	13.40	14.98	16.55	18.12	18.32
1.07	0.22	0.37	0.51	0.66	0.81	0.95	1.10	1.24	1.39	1.54	1.68	1.70
48	2.77	4.60	6.42	8.24	10.06	11.89	13.71	15.53	17.36	19.18	21.00	21.23
1.22	0.26	0.43	0.60	0.77	0.93	1.10	1.27	1.44	1.61	1.78	1.95	1.97
54	3.15	5.23	7.30	9.37	11.44	13.52	15.59	17.66	19.74	21.81	23.88	24.14
1.37	0.29	0.49	0.68	0.87	1.06	1.26	1.45	1.64	1.83	2.03	2.22	2.24
60	3.53	5.86	8.18	10.50	12.82	15.15	17.47	19.79	22.12	24.44	26.76	27.05
1.52	0.33	0.54	0.76	0.98	1.19	1.41	1.62	1.84	2.06	2.27	2.49	2.51
66	3.91	6.49	9.06	11.63	14.20	16.78	19.35	21.92	24.50	27.07	29.64	29.96
1.68	0.36	0.60	0.84	1.08	1.32	1.56	1.80	2.04	2.28	2.51	2.75	2.78
72	4.29	7.12	9.94	12.76	15.58	18.41	21.23	24.05	26.88	29.70	32.52	32.88
1.83	0.40	0.66	0.92	1.19	1.45	1.71	1.97	2.23	2.50	2.76	3.02	3.05
78	4.67	7.75	10.82	13.89	16.97	20.04	23.11	26.18	29.26	32.33	35.40	35.79
1.98	0.43	0.72	1.01	1.29	1.58	1.86	2.15	2.43	2.72	3.00	3.29	3.32
84	5.05	8.38	11.70	15.02	18.35	21.67	24.99	28.31	31.64	34.96	38.28	38.70
2.13	0.47	0.78	1.09	1.40	1.70	2.01	2.32	2.63	2.94	3.25	3.56	3.60
90	5.43	9.01	12.58	16.15	19.73	23.30	26.87	30.44	34.02	37.59	41.16	41.61
2.29	0.50	0.84	1.17	1.50	1.83	2.16	2.50	2.83	3.16	3.49	3.82	3.87
96	5.81	9.64	13.46	17.28	21.11	24.93	28.75	32.57	36.40	40.22	44.04	44.52
2.44	0.54	0.90	1.25	1.61	1.96	2.32	2.67	3.03	3.38	3.74	4.09	4.14
102	6.19	10.27	14.34	18.41	22.49	26.56	30.63	34.70	38.78	42.85	46.92	47.43
2.59	0.58	0.95	1.33	1.71	2.09	2.47	2.85	3.22	3.60	3.98	4.36	4.41
108	6.57	10.90	15.22	19.54	23.87	28.19	32.51	36.83	41.16	45.48	49.80	50.34
2.74	0.61	1.01	1.41	1.82	2.22	2.62	3.02	3.42	3.82	4.23	4.63	4.68
114	6.95	11.53	16.10	20.67	25.25	29.82	34.39	38.97	43.54	48.11	52.68	53.26
2.90	0.65	1.07	1.50	1.92	2.35	2.77	3.19	3.62	4.04	4.47	4.89	4.95
120	7.33	12.16	16.98	21.80	26.63	31.45	36.27	41.10	45.92	50.74	55.56	56.17
3.05	0.68	1.13	1.58	2.03	2.47	2.92	3.37	3.82	4.27	4.71	5.16	5.22
126	7.72	12.79	17.86	22.93	28.01	33.08	38.15	43.23	48.30	53.37	58.44	59.08
3.05	0.68	1.13	1.58	2.03	2.47	2.92	3.37	3.82	4.27	4.71	5.16	5.22
132	8.10	13.42	18.74	24.06	29.39	34.71	40.03	45.36	50.68	56.00	61.32	61.99
3.35	0.75	1.25	1.74	2.24	2.73	3.22	3.72	4.21	4.71	5.20	5.70	5.76
138	8.48	14.05	19.62	25.19	30.77	36.34	41.91	47.49	53.06	58.63	64.20	64.90
3.51	0.79	1.31	1.82	2.34	2.86	3.38	3.89	4.41	4.93	5.45	5.96	6.03
144	8.86	14.68	20.50	26.32	32.15	37.97	43.79	49.62	55.44	61.26	67.08	67.81
3.66	0.82	1.36	1.90	2.45	2.99	3.53	4.07	4.61	5.15	5.69	6.23	6.30
144.5	8.89	14.73	20.57	26.42	32.26	38.11	43.95	49.79	55.64	61.48	67.32	68.06
3.67	0.83	1.37	1.91	2.45	3.00	3.54	4.08	4.63	5.17	5.71	6.25	6.32

AIROLITE®
The look that works.™

© December 2022 | The Airolite Company, LLC

SCH601MD

AMCA 540 and 550* Listed Hurricane Louver
Miami-Dade and Florida Product Approved
Extruded Aluminum | Storm Class

*AMCA 550 when selected with VCD-40 Damper

Airflow Resistance

(channel frame and flange/sleeve frame)

Standard Air - 0.075 lb/ft³ (1.2 kg/m³)

Test size 48 in. x 48 in. (1219 mm x 1219 mm)

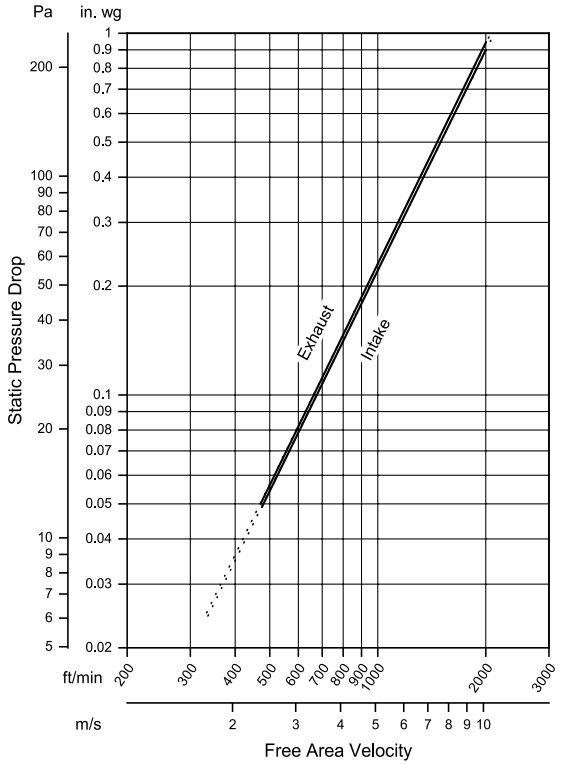

Model SCH601MD resistance to airflow (pressure drop) varies depending on louver application (air intake or air exhaust). Free area velocities (shown) are higher than average velocity through the overall louver size. See louver selection information. (Test Figure 5.5-6.5)

Water Penetration

(channel frame and flange/sleeve frame)

Standard Air - 0.075 lb/ft³ (1.2 kg/m³)

Test size 48 in. x 48 in. (1219 mm x 1219 mm)

Test duration of 15 min.

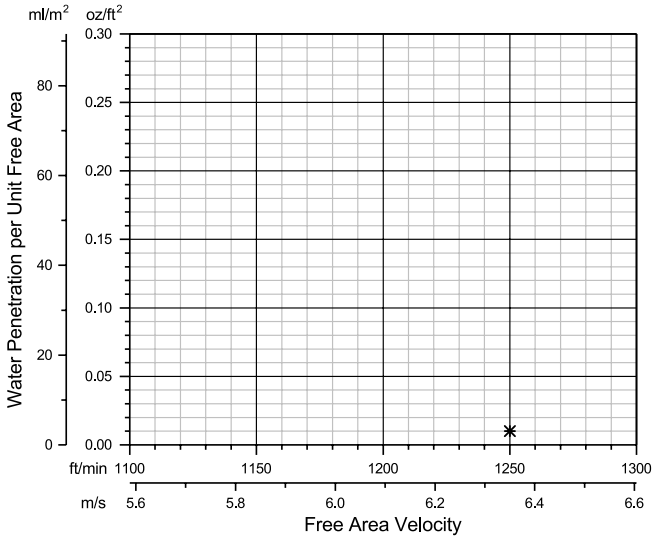

The AMCA Water Penetration Test provides a method for comparing various louver models and designs as to their efficiency in resisting the penetration of rainfall under specific laboratory test conditions. The beginning point of water penetration is defined as that velocity where the water penetration curve projects through 0.01 oz. (3 g) of water (penetration) per sq. ft. (m²) of louver free area. ***The beginning point of water penetration for Model SCH601MD (channel frame and flange/sleeve frame) is above 1250 fpm (6.350 m/s) free area velocity.** These performance ratings do not guarantee a louver to be weatherproof or stormproof and should be used in combination with other factors including good engineering judgement in selecting louvers.

Wind-Driven Rain Performance

(channel frame and flange/sleeve frame)

3 in./hr. (75 mm/hr.) Rainfall Rate & 29 mph (13 m/s) Wind Velocity				8 in./hr. (203 mm/hr.) Rainfall Rate & 50 mph (22.4 m/s) Wind Velocity			
Ventilation Air Core Velocity fpm (m/s)	Ventilation Air Free Area Velocity fpm (m/s)	Water Penetration Effectiveness %	Water Penetration Classification	Ventilation Air Core Velocity fpm (m/s)	Ventilation Air Free Area Velocity fpm (m/s)	Water Penetration Effectiveness %	Water Penetration Classification
0 (0.0)	0 (0.0)		A	0 (0.0)	0 (0.0)		A
98 (0.5)	181 (0.9)		A	100 (0.5)	185 (0.9)	99.2	A
197 (1.0)	365 (1.9)		A	194 (1.0)	359 (1.8)	99.2	A
295 (1.5)	546 (2.8)		A	291 (1.5)	539 (2.7)	99.2	A
376 (1.9)	696 (3.5)	99.9	A	401 (2.0)	742 (3.8)	98.6	B
472 (2.4)	874 (4.4)	99.7	A	505 (2.6)	935 (4.7)	98.2	B
579 (2.9)	1072 (5.4)	99.0	A	573 (2.9)	1061 (5.4)	97.9	B
684 (3.5)	1266 (6.4)	98.9	B	687 (3.5)	1272 (6.5)	96.3	B
769 (3.9)	1423 (7.2)	98.2	B	779 (4.0)	1442 (7.3)	92.7	C
868 (4.4)	1607 (8.2)	90.2	C	874 (4.4)	1618 (8.2)	86.8	C
993 (5.0)	1838 (9.3)	80.6	C	962 (4.9)	1781 (9.0)	81.2	C

Louvers shall be classified by their ability to reject simulated rain. The table shows different classifications based on the maximum simulated rain penetration of the louver. Water penetration rating at a given core or free area velocity is determined by the water penetration while the louver is subjected to a selected simulated rainfall rate and wind velocity.

Wind-Driven Rain Penetration Classes	
Class	Effectiveness
A	1 to 0.99
B	0.989 to 0.95
C	0.949 to 0.80
D	Below 0.80

AIROLITE®
The look that works.™

© December 2022 | The Airolite Company, LLC