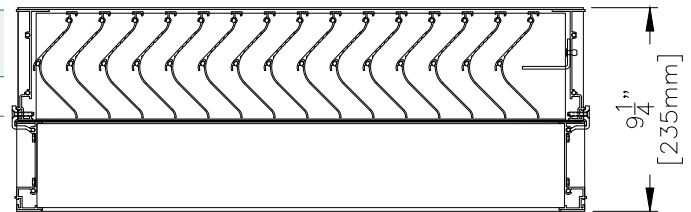
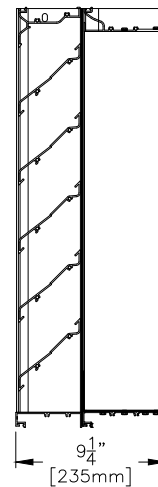


SCC901

AMCA 540 and 550 Listed Hurricane Louver
Extruded Aluminum | Storm Class

Standard Construction

Frame	Heavy gauge extruded 6063-T5 aluminum, 9 in. (229 mm) x 0.081 in. (2 mm) nominal wall thickness
Blades	Front: J style design, heavy gauge extruded 6063-T5 aluminum, 0.081 in. (2 mm) nominal wall thickness, positioned on approximately 4.25 in. (108 mm) centers Back: Vertical rain resistant style design, heavy gauge extruded 6063-T5 aluminum, 0.060 in. (2 mm) nominal wall thickness, positioned on approximately 1.5 in. (38 mm) centers
Louver Depth	9 in. (229 mm)
Construction	Mechanically fastened
Finish	Mill
Minimum Size	12 in. W x 12 in. H (305 mm W x 305 mm H)
Maximum Single Section Size	60 in. W x 120 in. H (1524 mm W x 3048 mm H)
Wind Load	25 PSF (1.2 kPa)



Performance Ratings



Airolite certifies that the SCC901 louvers shown herein are licensed to bear the AMCA Seal. The ratings shown are based on tests and procedures performed in accordance with AMCA Publication 511 and comply with the requirements of the AMCA Certified Ratings Program. The AMCA Certified Ratings Seal applies to Water Penetration, Air Performance, and Wind-Driven Rain ratings.

Louvers were tested in accordance with AMCA Standard 500-L.



HIGH VELOCITY RAIN
RESISTANT WITH BLADES
FULLY OPEN AND
IMPACT RESISTANT LOUVER
Enhanced Protection Level E

See www.amca.org for all certified or listed products

This label does not signify
AMCA airflow performance
certification.

Airolite certifies that the SCC901 (visible and recessed jamb) louver shown herein is approved to bear the AMCA Listing Label. The ratings shown are based on

tests and procedures performed in accordance with AMCA Publications and comply with the requirements of the AMCA Listing Label Program. The AMCA Listing Label applies to Wind Borne Debris Impact Resistant louvers rated for Enhanced Protection with a minimum blade span of less than 12 in. (305 mm) and a maximum unsupported blade span of 59 in. (1499 mm) and to High Velocity Wind-Driven Rain Resistant Louvers tested in the fully open position that permits airflow through the louver.

Document Links

[Architectural Louvers Catalog](#)

[Finishes & Colors](#)

[Qwik Ship Guide](#)

[Airolite Warranty Statement](#)

Options and Accessories

- [Bird Screen](#)
- [Blank Off Panels](#)
- [Extended Sill](#)
- [Filter Rack/Filter](#)
- [Flange Frame](#)
- [Glazing Frame](#)
- [Insect Screen](#)
- [Mounting Angles](#)
- [Recessed Jamb](#)
- [Recessed Mullions](#)
- [Security Bars](#)
- [Variety of Architectural Finishes](#)

Product Details

[SCC901 Standard Details with Visible Jamb](#)

[SCC901 Standard Details with Recessed Jamb](#)

Structural reinforcing members may be required to adequately support and install multiple louver sections within a large opening. Structural reinforcing members along with any associated installation hardware is not provided by Airolite unless indicated otherwise by Airolite. Options and accessories including, but not limited to, screens, filter racks, louver doors, and blank off panels are not subject to structural analysis unless indicated otherwise by Airolite.

AIROLITE
The look that works.™

SCC901

AMCA 540 and 550 Listed Hurricane Louver
Extruded Aluminum | Storm Class

VISIBLE JAMB

Free Area Chart

Free Area Chart shows free area in square feet and square meters.

Louver Height Inches (Meters)	Louver Width in Inches (Meters)								
	12	18	24	30	36	42	48	54	60
0.30	0.30	0.46	0.61	0.76	0.91	1.07	1.22	1.37	1.52
12	0.24	0.44	0.63	0.83	1.02	1.22	1.41	1.60	1.80
0.30	0.02	0.04	0.06	0.08	0.09	0.11	0.13	0.15	0.17
18	0.45	0.81	1.17	1.53	1.89	2.26	2.62	2.98	3.34
0.46	0.04	0.08	0.11	0.14	0.18	0.21	0.24	0.28	0.31
24	0.66	1.18	1.71	2.24	2.77	3.30	3.83	4.35	4.88
0.61	0.06	0.11	0.16	0.21	0.26	0.31	0.36	0.40	0.45
30	0.86	1.56	2.25	2.95	3.64	4.34	5.03	5.73	6.43
0.76	0.08	0.14	0.21	0.27	0.34	0.40	0.47	0.53	0.60
36	1.07	1.93	2.79	3.66	4.52	5.38	6.24	7.11	7.97
0.91	0.10	0.18	0.26	0.34	0.42	0.50	0.58	0.66	0.74
42	1.28	2.31	3.33	4.36	5.39	6.42	7.45	8.48	9.51
1.07	0.12	0.21	0.31	0.41	0.50	0.60	0.69	0.79	0.88
48	1.48	2.68	3.88	5.07	6.27	7.46	8.66	9.86	11.05
1.22	0.14	0.25	0.36	0.47	0.58	0.69	0.80	0.92	1.03
54	1.69	3.05	4.42	5.78	7.14	8.51	9.87	11.23	12.59
1.37	0.16	0.28	0.41	0.54	0.66	0.79	0.92	1.04	1.17
60	1.90	3.43	4.96	6.49	8.02	9.55	11.08	12.61	14.14
1.52	0.18	0.32	0.46	0.60	0.75	0.89	1.03	1.17	1.31
66	2.10	3.80	5.50	7.19	8.89	10.59	12.29	13.98	15.68
1.68	0.20	0.35	0.51	0.67	0.83	0.98	1.14	1.30	1.46
72	2.31	4.18	6.04	7.90	9.77	11.63	13.49	15.36	17.22
1.83	0.21	0.39	0.56	0.73	0.91	1.08	1.25	1.43	1.60
78	2.47	4.46	6.44	8.43	10.42	12.41	14.40	16.39	18.38
1.98	0.23	0.41	0.60	0.78	0.97	1.15	1.34	1.52	1.71
84	2.67	4.83	6.99	9.14	11.30	13.45	15.61	17.76	19.92
2.13	0.25	0.45	0.65	0.85	1.05	1.25	1.45	1.65	1.85
90	2.88	5.20	7.53	9.85	12.17	14.49	16.82	19.14	21.46
2.29	0.27	0.48	0.70	0.92	1.13	1.35	1.56	1.78	1.99
96	3.09	5.58	8.07	10.56	13.05	15.54	18.02	20.51	23.00
2.44	0.29	0.52	0.75	0.98	1.21	1.44	1.67	1.91	2.14
102	3.30	5.95	8.61	11.26	13.92	16.58	19.23	21.89	24.55
2.59	0.31	0.55	0.80	1.05	1.29	1.54	1.79	2.03	2.28
108	3.50	6.33	9.15	11.97	14.80	17.62	20.44	23.26	26.09
2.74	0.33	0.59	0.85	1.11	1.37	1.64	1.90	2.16	2.42
114	3.71	6.70	9.69	12.68	15.67	18.66	21.65	24.64	27.63
2.90	0.34	0.62	0.90	1.18	1.46	1.73	2.01	2.29	2.57
120	3.92	7.07	10.23	13.39	16.54	19.70	22.86	26.02	29.17
3.05	0.36	0.66	0.95	1.24	1.54	1.83	2.12	2.42	2.71

Performance Ratings



Airolite certifies that the SCC901 (visible jamb) louvers shown herein are licensed to bear the AMCA Seal. The ratings shown are based on tests and procedures performed in accordance with AMCA Publication 511 and comply with the requirements of the AMCA Certified Ratings Program. The AMCA Certified Ratings Seal applies to Air Performance, Water Penetration, and Wind-Driven Rain ratings.



HIGH VELOCITY RAIN
RESISTANT WITH BLADES
FULLY OPEN AND
IMPACT RESISTANT LOUVER
Enhanced Protection Level E
See www.AMCA.org for all certified or listed products

This label does not signify
AMCA airflow performance
certification.

Airolite certifies that the SCC901 (visible jamb) louver shown herein is approved to bear the AMCA Listing Label. The ratings shown are based

on tests and procedures performed in accordance with AMCA Publications and comply with the requirements of the AMCA Listing Label Program. The AMCA Listing Label applies to Wind Borne Debris Impact Resistant louvers rated for Enhanced Protection with a minimum blade span of less than 12 in. (305 mm) and a maximum unsupported blade span of 59 in. (1499 mm) and to High Velocity Wind-Driven Rain Resistant Louvers tested in the fully open position that permits airflow through the louver.

Performance of 48 in. x 48 in. (1219 mm x 1219 mm) Louver

Free Area

Area 8.66 sq. ft. (0.805 sq. m)

Percent 54.1%

Performance at Beginning Point of Water Penetration

Free Area Velocity 974 fpm (4.948 m/s)

Max Intake Volume 8435 cfm (3.981 m³/s)

Performance at 6,000 CFM (2.832 m³/s) Intake

Pressure Drop 0.164 in. wg (0.041 kPa)



SCC901

AMCA 540 and 550 Listed Hurricane Louver
Extruded Aluminum | Storm Class

VISIBLE JAMB

Core Area Chart

Core Area Chart shows core area in square feet and square meters.

Louver Height Inches (Meters)	Louver Width in Inches (Meters)								
	12	18	24	30	36	42	48	54	60
0.30	0.30	0.46	0.61	0.76	0.91	1.07	1.22	1.37	1.52
12	0.56	0.92	1.28	1.64	1.99	2.35	2.71	3.06	3.42
0.30	0.05	0.09	0.12	0.15	0.18	0.22	0.25	0.28	0.32
18	0.96	1.57	2.17	2.78	3.39	3.99	4.60	5.21	5.81
0.46	0.09	0.15	0.20	0.26	0.31	0.37	0.43	0.48	0.54
24	1.36	2.21	3.07	3.93	4.78	5.64	6.50	7.35	8.21
0.61	0.13	0.21	0.29	0.37	0.44	0.52	0.60	0.68	0.76
30	1.75	2.86	3.97	5.07	6.18	7.29	8.39	9.50	10.61
0.76	0.16	0.27	0.37	0.47	0.57	0.68	0.78	0.88	0.99
36	2.15	3.50	4.86	6.22	7.58	8.93	10.29	11.65	13.00
0.91	0.20	0.33	0.45	0.58	0.70	0.83	0.96	1.08	1.21
42	2.54	4.15	5.76	7.36	8.97	10.58	12.18	13.79	15.40
1.07	0.24	0.39	0.54	0.68	0.83	0.98	1.13	1.28	1.43
48	2.94	4.80	6.65	8.51	10.37	12.22	14.08	15.94	17.79
1.22	0.27	0.45	0.62	0.79	0.96	1.14	1.31	1.48	1.65
54	3.34	5.44	7.55	9.66	11.76	13.87	15.98	18.08	20.19
1.37	0.31	0.51	0.70	0.90	1.09	1.29	1.48	1.68	1.88
60	3.73	6.09	8.45	10.80	13.16	15.52	17.87	20.23	22.59
1.52	0.35	0.57	0.79	1.00	1.22	1.44	1.66	1.88	2.10
66	4.13	6.73	9.34	11.95	14.55	17.16	19.77	22.37	24.98
1.68	0.38	0.63	0.87	1.11	1.35	1.59	1.84	2.08	2.32
72	4.52	7.38	10.24	13.09	15.95	18.81	21.66	24.52	27.38
1.83	0.42	0.69	0.95	1.22	1.48	1.75	2.01	2.28	2.54
78	4.92	8.03	11.13	14.24	17.35	20.45	23.56	26.67	29.77
1.98	0.46	0.75	1.03	1.32	1.61	1.90	2.19	2.48	2.77
84	5.31	8.67	12.03	15.39	18.74	22.10	25.46	28.81	32.17
2.13	0.49	0.81	1.12	1.43	1.74	2.05	2.37	2.68	2.99
90	5.71	9.32	12.92	16.53	20.14	23.74	27.35	30.96	34.56
2.29	0.53	0.87	1.20	1.54	1.87	2.21	2.54	2.88	3.21
96	6.11	9.96	13.82	17.68	21.53	25.39	29.25	33.10	36.96
2.44	0.57	0.93	1.28	1.64	2.00	2.36	2.72	3.08	3.43
102	6.50	10.61	14.72	18.82	22.93	27.04	31.14	35.25	39.36
2.59	0.60	0.99	1.37	1.75	2.13	2.51	2.89	3.27	3.66
108	6.90	11.25	15.61	19.97	24.33	28.68	33.04	37.40	41.75
2.74	0.64	1.05	1.45	1.86	2.26	2.66	3.07	3.47	3.88
114	7.29	11.90	16.51	21.11	25.72	30.33	34.93	39.54	44.15
2.90	0.68	1.11	1.53	1.96	2.39	2.82	3.25	3.67	4.10
120	7.69	12.55	17.40	22.26	27.12	31.97	36.83	41.69	46.54
3.05	0.71	1.17	1.62	2.07	2.52	2.97	3.42	3.87	4.32



SCC901

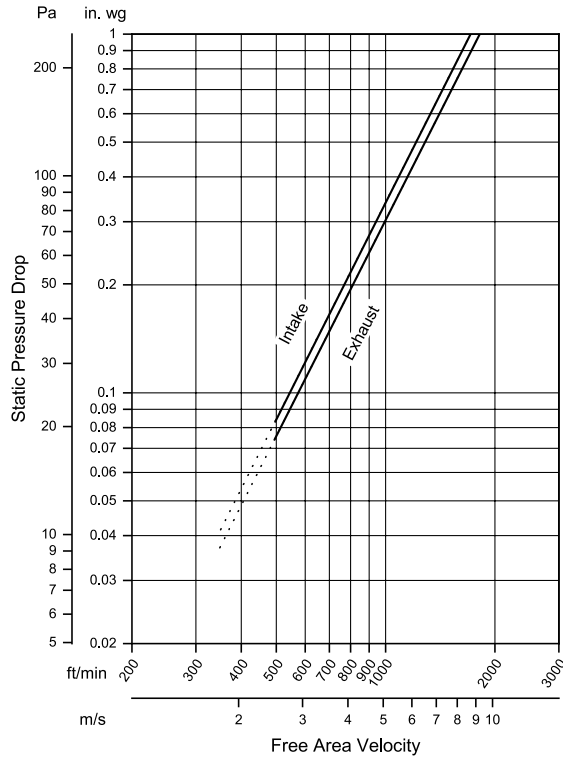
AMCA 540 and 550 Listed Hurricane Louver
Extruded Aluminum | Storm Class

VISIBLE JAMB

Airflow Resistance

Standard Air - 0.075 lb/ft³ (1.2 kg/m³)

Test size 48 in. x 48 in. (1219 mm x 1219 mm)



Model SCC901 (visible jamb) resistance to airflow (pressure drop) varies depending on louver application (air intake or air exhaust). Free area velocities (shown) are higher than average velocity through the overall louver size. See louver selection information. (Test Figure 5.5-6.5)

Wind-Driven Rain Performance

3 in./hr. (75 mm/hr.) Rainfall Rate & 29 mph (13 m/s) Wind Velocity				8 in./hr. (203 mm/hr.) Rainfall Rate & 50 mph (22.4 m/s) Wind Velocity			
Ventilation Air Core Velocity fpm (m/s)	Ventilation Air Free Area Velocity fpm (m/s)	Water Penetration Effectiveness %	Water Penetration Classification	Ventilation Air Core Velocity fpm (m/s)	Ventilation Air Free Area Velocity fpm (m/s)	Water Penetration Effectiveness %	Water Penetration Classification
0 (0.0)	0 (0.0)	100	A	0 (0.0)	0 (0.0)		A
98 (0.5)	167 (0.8)	100	A	98 (0.5)	167 (0.8)		A
197 (1.0)	337 (1.7)	100	A	197 (1.0)	337 (1.7)		A
295 (1.5)	504 (2.6)	100	A	295 (1.5)	504 (2.6)		A
394 (2.0)	673 (3.4)	100	A	394 (2.0)	673 (3.4)		A
492 (2.5)	841 (4.3)	100	A	492 (2.5)	841 (4.3)		A
591 (3.0)	1010 (5.1)	100	A	591 (3.0)	1010 (5.1)		A
689 (3.5)	1178 (6.0)	100	A	664 (3.4)	1135 (5.8)	99.8	A
787 (4.0)	1345 (6.8)	100	A	771 (3.9)	1318 (6.7)	99.6	A
863 (4.4)	1475 (7.5)	100	A	877 (4.5)	1499 (7.6)	99.2	A
980 (5.0)	1675 (8.5)	98.5	B	964 (4.9)	1648 (8.4)	98.5	B

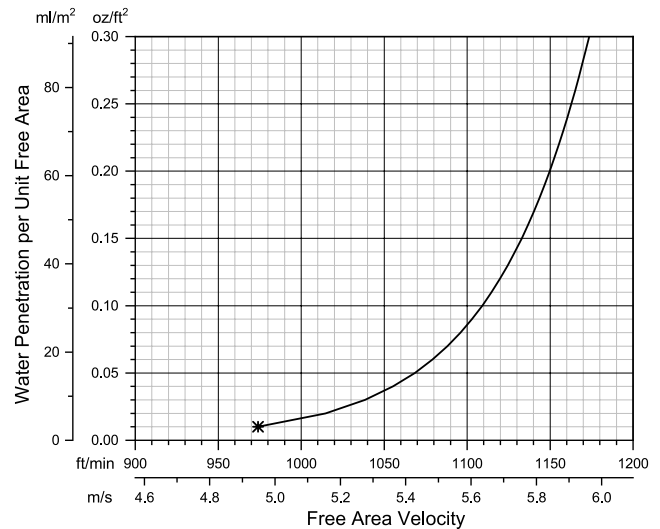
Water penetration classification ratings are based on the amount of simulated rain that penetrates the louver during a specific rainfall rate, wind velocity, and intake velocity. Ratings are based on a 39.4 in. x 39.4 in. (1 m x 1 m) core size.

Water Penetration

Standard Air - 0.075 lb/ft³ (1.2 kg/m³)

Test size 48 in. x 48 in. (1219 mm x 1219 mm)

Test duration of 15 min.



The AMCA Water Penetration Test provides a method for comparing various louver models and designs as to their efficiency in resisting the penetration of rainfall under specific laboratory test conditions. The beginning point of water penetration is defined as that velocity where the water penetration curve projects through 0.01 oz. (3 g) of water (penetration) per sq. ft. (m²) of louver free area. ***The beginning point of water penetration for Model SCC901 (visible jamb) is 974 fpm (4.948 m/s) free area velocity.** These performance ratings do not guarantee a louver to be weatherproof or stormproof and should be used in combination with other factors including good engineering judgement in selecting louvers.

Wind-Driven Rain Penetration Classes	
Class	Effectiveness
A	1 to 0.99
B	0.989 to 0.95
C	0.949 to 0.80
D	Below 0.80

AIROLITE
The look that works.™

SCC901

AMCA 540 and 550 Listed Hurricane Louver
Extruded Aluminum | Storm Class

RECESSED JAMB

Free Area Chart

Free Area Chart shows free area in square feet and square meters.

Louver Height Inches (Meters)	Louver Width in Inches (Meters)									
	12	18	24	30	36	42	48	54	60	
0.30	0.33	0.58	0.83	1.08	1.32	1.57	1.82	2.07	2.32	
0.30	0.03	0.05	0.08	0.10	0.12	0.15	0.17	0.19	0.22	
0.46	0.49	0.85	1.22	1.58	1.95	2.31	2.67	3.04	3.40	
0.46	0.05	0.08	0.11	0.15	0.18	0.21	0.25	0.28	0.32	
0.61	0.73	1.28	1.83	2.38	2.92	3.47	4.02	4.57	5.12	
0.61	0.07	0.12	0.17	0.22	0.27	0.32	0.37	0.42	0.48	
0.76	0.89	1.55	2.22	2.88	3.55	4.21	4.87	5.54	6.20	
0.76	0.08	0.14	0.21	0.27	0.33	0.39	0.45	0.51	0.58	
0.91	1.13	1.98	2.83	3.68	4.52	5.37	6.22	7.07	7.92	
0.91	0.10	0.18	0.26	0.34	0.42	0.50	0.58	0.66	0.74	
1.07	1.38	2.41	3.44	4.47	5.50	6.53	7.56	8.60	9.63	
1.07	0.13	0.22	0.32	0.42	0.51	0.61	0.70	0.80	0.89	
1.22	1.53	2.68	3.83	4.98	6.12	7.27	8.42	9.57	10.72	
1.22	0.14	0.25	0.36	0.46	0.57	0.68	0.78	0.89	1.00	
1.37	1.78	3.11	4.44	5.77	7.10	8.43	9.76	11.10	12.43	
1.37	0.17	0.29	0.41	0.54	0.66	0.78	0.91	1.03	1.15	
1.52	1.93	3.38	4.83	6.28	7.72	9.17	10.62	12.07	13.52	
1.52	0.18	0.31	0.45	0.58	0.72	0.85	0.99	1.12	1.26	
1.68	2.18	3.81	5.44	7.07	8.70	10.33	11.97	13.60	15.23	
1.68	0.20	0.35	0.51	0.66	0.81	0.96	1.11	1.26	1.41	
1.83	2.33	4.08	5.83	7.58	9.32	11.07	12.82	14.57	16.32	
1.83	0.22	0.38	0.54	0.70	0.87	1.03	1.19	1.35	1.52	
1.98	2.58	4.51	6.44	8.37	10.30	12.23	14.17	16.10	18.03	
1.98	0.24	0.42	0.60	0.78	0.96	1.14	1.32	1.50	1.68	
2.13	2.82	4.94	7.05	9.17	11.28	13.40	15.51	17.63	19.74	
2.13	0.26	0.46	0.65	0.85	1.05	1.24	1.44	1.64	1.83	
2.29	2.98	5.21	7.44	9.67	11.90	14.13	16.37	18.60	20.83	
2.29	0.28	0.48	0.69	0.90	1.11	1.31	1.52	1.73	1.94	
2.44	3.22	5.64	8.05	10.47	12.88	15.30	17.71	20.13	22.54	
2.44	0.30	0.52	0.75	0.97	1.20	1.42	1.65	1.87	2.09	
2.59	3.38	5.91	8.44	10.97	13.50	16.03	18.57	21.10	23.63	
2.59	0.31	0.55	0.78	1.02	1.25	1.49	1.73	1.96	2.20	
2.74	3.62	6.34	9.05	11.77	14.48	17.20	19.91	22.63	25.34	
2.74	0.34	0.59	0.84	1.09	1.35	1.60	1.85	2.10	2.35	
2.90	3.86	6.76	9.66	12.56	15.46	18.36	21.26	24.15	27.05	
2.90	0.36	0.63	0.90	1.17	1.44	1.71	1.98	2.24	2.51	
3.05	4.02	7.04	10.05	13.07	16.08	19.10	22.11	25.13	28.14	
3.05	0.37	0.65	0.93	1.21	1.49	1.77	2.05	2.33	2.61	

Performance Ratings



Airolite certifies that the SCC901 (recessed jamb) louvers shown herein are licensed to bear the AMCA Seal. The ratings shown are based on tests and procedures performed in accordance with AMCA Publication 511 and comply with the requirements of the AMCA Certified Ratings Program. The AMCA Certified Ratings Seal applies to Air Performance, Water Penetration, and Wind-Driven Rain ratings.



HIGH VELOCITY RAIN RESISTANT WITH BLADES FULLY OPEN AND IMPACT RESISTANT LOUVER
Enhanced Protection Level E
See www.AMCA.org for all certified or listed products

This label does not signify AMCA airflow performance certification.

Airolite certifies that the SCC901 (recessed jamb) louver shown herein is approved to bear the AMCA Listing Label. The ratings shown are based

on tests and procedures performed in accordance with AMCA Publications and comply with the requirements of the AMCA Listing Label Program. The AMCA Listing Label applies to Wind Borne Debris Impact Resistant louvers rated for Enhanced Protection with a minimum blade span of less than 12 in. (305 mm) and a maximum unsupported blade span of 59 in. (1499 mm) and to High Velocity Wind-Driven Rain Resistant Louvers tested in the fully open position that permits airflow through the louver.

Performance of 48 in. x 48 in. (1219 mm x 1219 mm) Louver

Free Area	
Area	8.42 sq. ft. (0.782 sq. m)
Percent	52.6%
Performance at Beginning Point of Water Penetration	
Free Area Velocity	931.4 fpm (4.732 m/s)
Max Intake Volume	7842 cfm (3.701 m ³ /s)
Performance at 6,000 CFM (2.832 m ³ /s) Intake	
Pressure Drop	0.162 in. wg (0.040 kPa)



SCC901

AMCA 540 and 550 Listed Hurricane Louver
Extruded Aluminum | Storm Class

RECESSED JAMB

Core Area Chart

Core Area Chart shows core area in square feet and square meters.

Louver Height Inches (Meters)	Louver Width in Inches (Meters)								
	12	18	24	30	36	42	48	54	60
0.30	0.06	0.09	0.13	0.16	0.19	0.23	0.26	0.29	0.33
0.46	0.10	0.16	0.22	0.27	0.33	0.39	0.44	0.50	0.55
0.61	0.15	0.23	0.30	0.38	0.46	0.54	0.62	0.70	0.78
0.76	0.19	0.29	0.39	0.50	0.60	0.70	0.81	0.91	1.01
0.91	0.23	0.36	0.48	0.61	0.73	0.86	0.99	1.11	1.24
1.07	0.27	0.42	0.57	0.72	0.87	1.02	1.17	1.32	1.47
1.22	0.32	0.49	0.66	0.83	1.01	1.18	1.35	1.52	1.70
1.37	0.36	0.55	0.75	0.95	1.14	1.34	1.53	1.73	1.92
1.52	0.40	0.62	0.84	1.06	1.28	1.50	1.71	1.93	2.15
1.68	0.44	0.69	0.93	1.17	1.41	1.65	1.90	2.14	2.38
1.83	0.49	0.75	1.02	1.28	1.55	1.81	2.08	2.34	2.61
1.98	0.53	0.82	1.11	1.40	1.68	1.97	2.26	2.55	2.84
2.13	0.57	0.88	1.20	1.51	1.82	2.13	2.44	2.75	3.07
2.29	0.61	0.95	1.28	1.62	1.95	2.29	2.62	2.96	3.30
2.44	0.66	1.02	1.37	1.73	2.09	2.45	2.81	3.17	3.52
2.59	0.70	1.08	1.46	1.84	2.23	2.61	2.99	3.37	3.75
2.74	0.74	1.15	1.55	1.96	2.36	2.77	3.17	3.57	3.98
2.90	0.79	1.21	1.64	2.07	2.50	2.92	3.35	3.78	4.21
3.05	0.83	1.28	1.73	2.18	2.63	3.08	3.53	3.99	4.44



SCC901

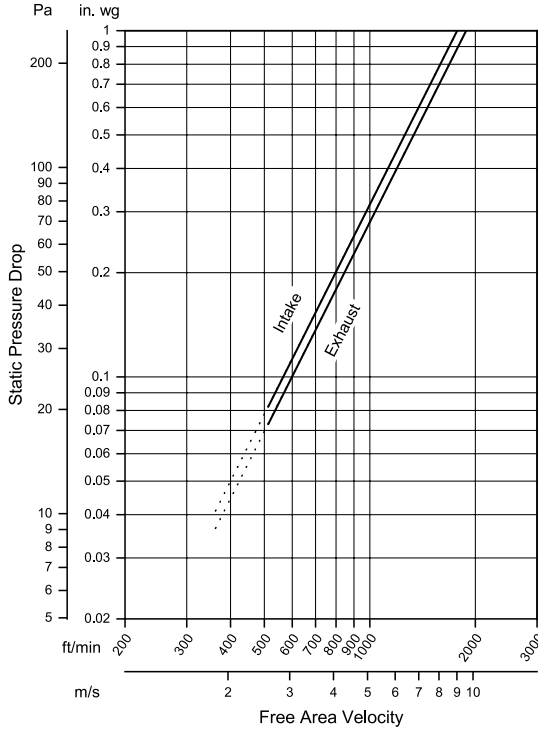
AMCA 540 and 550 Listed Hurricane Louver
Extruded Aluminum | Storm Class

RECESSED JAMB

Airflow Resistance

Standard Air - 0.075 lb/ft³ (1.2 kg/m³)

Test size 48 in. x 48 in. (1219 mm x 1219 mm)



Model SCC901 (recessed jamb) resistance to airflow (pressure drop) varies depending on louver application (air intake or air exhaust). Free area velocities (shown) are higher than average velocity through the overall louver size. See louver selection information. (Test Figure 5.5-6.5)

Wind-Driven Rain Performance

3 in./hr. (75 mm/hr.) Rainfall Rate & 29 mph (13 m/s) Wind Velocity				8 in./hr. (203 mm/hr.) Rainfall Rate & 50 mph (22.4 m/s) Wind Velocity			
Ventilation Air Core Velocity fpm (m/s)	Ventilation Air Free Area Velocity fpm (m/s)	Water Penetration Effectiveness %	Water Penetration Classification	Ventilation Air Core Velocity fpm (m/s)	Ventilation Air Free Area Velocity fpm (m/s)	Water Penetration Effectiveness %	Water Penetration Classification
0 (0.0)	0 (0.0)	100	A	0 (0.0)	0 (0.0)		A
98 (0.5)	174 (0.9)	100	A	98 (0.5)	174 (0.9)		A
197 (1.0)	350 (1.8)	100	A	197 (1.0)	350 (1.8)		A
295 (1.5)	525 (2.7)	100	A	295 (1.5)	525 (2.7)		A
394 (2.0)	701 (3.6)	100	A	394 (2.0)	701 (3.6)		A
492 (2.5)	875 (4.4)	100	A	492 (2.5)	875 (4.4)		A
591 (3.0)	1051 (5.3)	100	A	591 (3.0)	1051 (5.3)		A
689 (3.5)	1226 (6.2)	100	A	685 (3.5)	1219 (6.2)	99.8	A
773 (3.9)	1375 (7.0)	100	A	782 (4.0)	1391 (7.1)	99.6	A
869 (4.4)	1546 (7.9)	99.7	A	876 (4.5)	1559 (7.9)	99.2	A
981 (5.0)	1745 (8.9)	97.8	B	976 (5.0)	1736 (8.8)	95.0	B

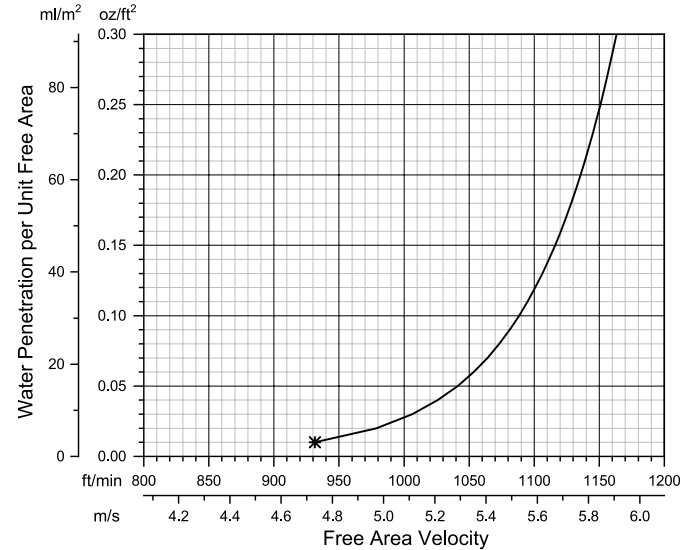
Water penetration classification ratings are based on the amount of simulated rain that penetrates the louver during a specific rainfall rate, wind velocity, and intake velocity. Ratings are based on a 39.4 in. x 39.4 in. (1 m x 1 m) core size.

Water Penetration

Standard Air - 0.075 lb/ft³ (1.2 kg/m³)

Test size 48 in. x 48 in. (1219 mm x 1219 mm)

Test duration of 15 min.



The AMCA Water Penetration Test provides a method for comparing various louver models and designs as to their efficiency in resisting the penetration of rainfall under specific laboratory test conditions. The beginning point of water penetration is defined as that velocity where the water penetration curve projects through 0.01 oz. (3 g) of water (penetration) per sq. ft. (m²) of louver free area. *The beginning point of water penetration for Model SCC901 (recessed jamb) is 931.4 fpm (4.732 m/s) free area velocity. These performance ratings do not guarantee a louver to be weatherproof or stormproof and should be used in combination with other factors including good engineering judgement in selecting louvers.

Wind-Driven Rain Penetration Classes	
Class	Effectiveness
A	1 to 0.99
B	0.989 to 0.95
C	0.949 to 0.80
D	Below 0.80

