

ZEPHYR QUIET

Ceiling and Inline Centrifugal Fans

TECHNICAL SPECIFICATIONS



PENNBARRY™

BULLETIN ZQ20

TABLE OF CONTENTS

CERTIFICATIONS & LISTINGS	3
ZQ105 (T) (N) - ZQ155 (T) (N) CEILING FANS	4-9
ZQ205 (T) (N) - ZQ305 (T) (N) CEILING FANS	10-15
ZQ405 (N) - ZQ705 (N) CEILING FANS	16-19
ZQ905 (N) - ZQ1505 (N) CEILING FANS	20-23
ZQ2005N INLINE FANS	24-25
ZQ75 LOW FLOW CEILING FAN	26
ZQ80(L)-GPE AND ZQ110(L)-GPE DIMENSIONS AND PERFORMANCE	27

CERTIFICATIONS & LISTINGS



AMCA Certification

PennBarry certifies that the Zephyr Quiet models shown herein are licensed to bear the AMCA Seal. The ratings shown are based on tests and procedures performed in accordance with AMCA Publication 211 and AMCA Publication 311 and comply with the requirements of the AMCA Certified Ratings Program.



cULus Certification

Zephyr Quiet fans carry the UL label, UL507, (GPWX), file #E17814. Zephyr fan radiation dampers carry the UL label UL555C, (CABS), file #R8039.



ENERGY STAR® Certification

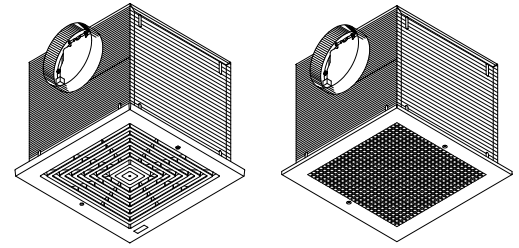
Fans that are ENERGY STAR® qualified include: ZQ75, ZQ80(L)-GPE and ZQ110(L)-GPE



PENN BARRY™

SPECIFICATION SHEET

CEILING MOUNT VENTILATORS ZQ105 & ZQ155 SERIES



FEATURES

GRILLE:

- Conceals interior
- Low profile styling blends with any decor
- White polymeric

BLOWER:

- Low RPM for quiet operation
- Resilient anti-vibration mounts
- Dynamically-balanced, polymeric, centrifugal blower wheel for quiet, efficient performance
- Permanently lubricated, thermally protected motor
- Plug-in motor rated at 120 VAC
- Designed for continuous operation


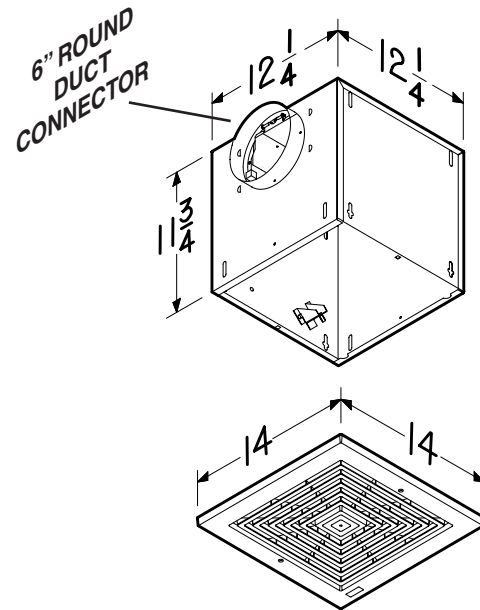
HOUSING:

- Rugged, 20 gauge galvanized steel
- 6" round duct connector
- 1/2" acoustic insulation inside
- May be installed in ceiling or wall (size permitting)
- 8-position mounting brackets for easy installation and greater adaptability to various mounting requirements
- Automatic backdraft damper located within duct connector
- Factory-shipped in horizontal discharge position - easily converted to vertical discharge

ACCESSORIES (purchase all separately):

- SC100W 3-Amp, Electronic Variable Speed Control
- Model CD60W 60-Minute Time Control
- Model 961L In-line Adapter Kit
- Model RD1 Radiation Damper
- Model 80L Electronic Speed Control (Internal)

DIMENSIONS



These units are UL listed for use over bathtubs and showers when connected to a GFCI-protected branch circuit.

PennBarry | 605 Shiloh Rd. Plano, TX 75074 | 1 972-212-4700 | www.pennbarry.com


REFERENCE	QTY.	REMARKS	Project
			Location
			Architect
			Engineer
			Contractor
			Submitted by Date

PERFORMANCE RATINGS - CEILING MOUNT VENTILATORS ZQ105 & ZQ155 SERIES

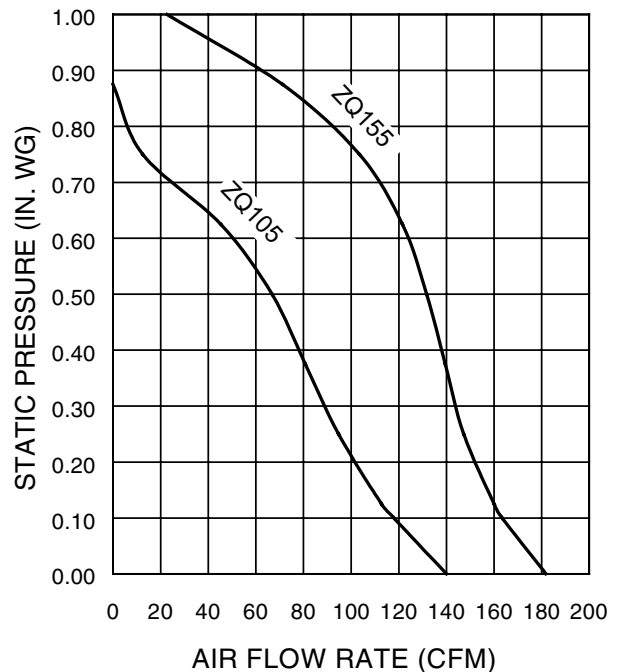
AMCA LICENSED PERFORMANCE

CFM / SONES - AT STATIC PRESSURES (Ps - inches of H ₂ O)															
MODEL NO.	NOMINAL VOLTAGE		0.0" Ps	.10" Ps	.125" Ps	.250" Ps	.375" Ps	.50" Ps	.625" Ps	.750" Ps	.875" Ps	1.0" Ps	NOMINAL RPM	AMPS @60 Hz	WATTS
ZQ105	120 VAC	CFM Hor.	136	115	109	93	80	65	44	12			640	1.1	87
		SONES Hor.	0.5	0.8	0.9	1.3	1.8	2.3	3.0	3.2					
		CFM Ver.	138	117	112	94	80	67	46	13			650	1.1	87
		SONES Ver.	0.7	0.9	1.0	1.3	1.8	2.2	2.8	3.0					
ZQ155	120 VAC	CFM Hor.	181	161	157	141	132	124	114	94	62		710	1.3	100
		SONES Hor.	1.3	1.4	1.5	2.2	2.6	3.1	3.6	4.1	4.6				
		CFM Ver.	179	163	160	149	142	133	122	105	73	23	750	1.3	100
		SONES Ver.	1.4	1.6	1.6	2.0	2.5	3.0	3.3	3.6	3.9	4.2			

Performance ratings include the effects of inlet grille and backdraft damper in the airstream. Speed (RPM) shown is nominal. Performance is based on actual speed of test. The sound ratings shown are loudness values in fan sones at 5' (1.5m) in a hemispherical free field calculated per AMCA Std. 301. Values shown are for Installation Type B: Free inlet fan sone levels. Performance shown is for Installation Type B: Free inlet, Ducted outlet.



These units are UL listed for use over bathtubs and showers when connected to a GFCI-protected branch circuit.



WEIGHT

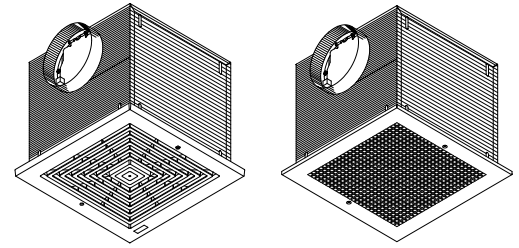
MODEL NO.	SHIPPING WT.
ZQ105	22.8 lbs.
ZQ155	23.1 lbs.



PENN BARRY™

SPECIFICATION SHEET

CEILING MOUNT VENTILATORS ZQ105T & ZQ155T



Incredibly reliable. Unbelievably quiet. Offering the CFM choices you need at the lowest sound levels in the industry.

FEATURES

GRILLE:

- Conceals interior
- Low profile styling blends with any decor
- Metal, finished with white painted enamel

BLOWER:

- Low RPM for quiet operation
- Resilient anti-vibration mounts
- Dynamically-balanced, polymeric, centrifugal blower wheel for quiet, efficient performance
- Permanently lubricated, thermally protected motor
- Plug-in motor rated at 120 VAC
- Designed for continuous operation

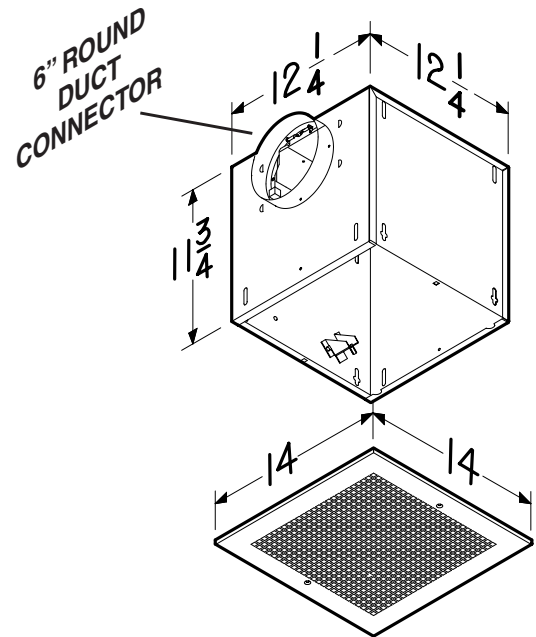
HOUSING:

- Rugged, 20 gauge galvanized steel
- 6" round duct connector
- 1/2" acoustic insulation inside
- May be installed in ceiling or wall (size permitting)
- 8-position mounting brackets for easy installation and greater adaptability to various mounting requirements
- Automatic backdraft damper located within duct connector
- Factory-shipped in horizontal discharge position - easily converted to vertical discharge
- May be installed as an in-line ventilator with addition of accessory kit Model 961L (see "Accessories")

ACCESSORIES (purchase all separately):

- SC100W 3-Amp, Electronic Variable Speed Control
- Model CD60W 60-Minute Time Control
- Model 961L In-line Adapter Kit
- Model RD1 Radiation Damper
- Model 80L Electronic Speed Control (Internal)

DIMENSIONS



PennBarry | 605 Shiloh Rd. Plano, TX 75074 | 1 972-212-4700 | www.pennbarry.com

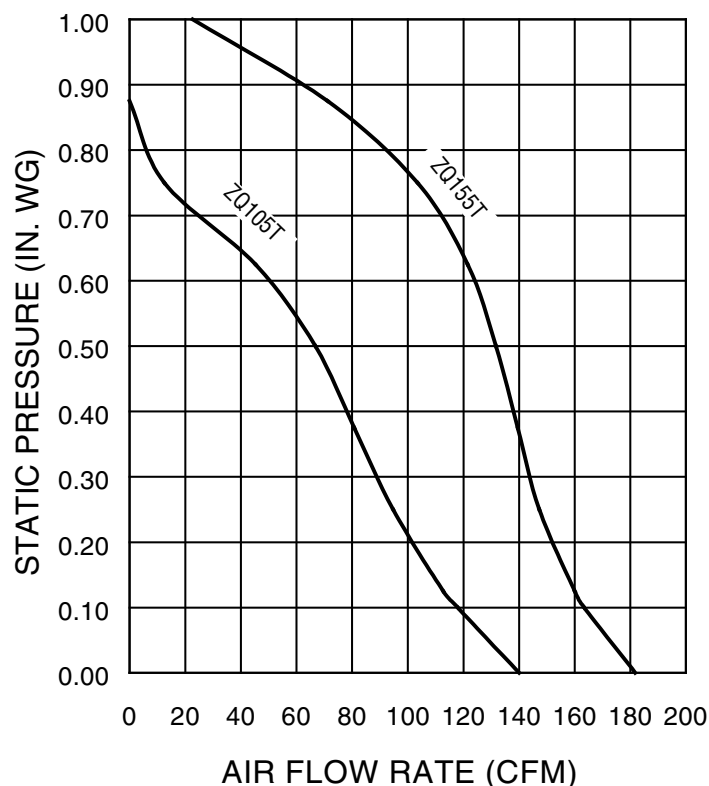
REFERENCE	QTY.	REMARKS	Project	
			Location	
			Architect	
			Engineer	
			Contractor	
			Submitted by	Date

PERFORMANCE RATINGS - CEILING MOUNT VENTILATORS ZQ105T & ZQ155T

AMCA LICENSED PERFORMANCE

CFM / SONES - AT STATIC PRESSURES (Ps - inches of H ₂ O)															
MODEL NO.	NOMINAL VOLTAGE		0.0" Ps	.10" Ps	.125" Ps	.250" Ps	.375" Ps	.50" Ps	.625" Ps	.750" Ps	.875" Ps	1.0" Ps	NOMINAL RPM	AMPS @60 Hz	WATTS
ZQ105T	120 VAC	CFM Hor.	140	115	110	92	78	60	42	10			630	1.1	87
		SONES Hor.	0.5	0.8	0.9	1.2	1.8	2.4	3.0	3.3					
		CFM Ver.	142	119	115	95	80	67	45	13			640	1.1	87
		SONES Ver.	0.5	0.8	0.9	1.4	1.8	2.3	2.9	3.1					
ZQ155T	120 VAC	CFM Hor.	180	163	160	143	130	118	102	76	50	10	710	1.3	100
		SONES Hor.	1.1	1.4	1.4	1.9	2.3	2.8	3.2	3.8	4.1	4.5			
		CFM Ver.	180	163	160	143	130	118	102	76	50	10	725	1.3	100
		SONES Ver.	1.4	1.6	1.6	2.0	2.5	3.0	3.3	3.6	4.0	4.4			

Performance ratings include the effects of inlet grille and backdraft damper in the airstream. Speed (RPM) shown is nominal. Performance is based on actual speed of test. The sound ratings shown are loudness values in fan sones at 5' (1.5m) in a hemispherical free field calculated per AMCA Std. 301. Values shown are for Installation Type B: Free inlet fan sone levels. Performance shown is for Installation Type B: Free inlet, Ducted outlet.



WEIGHT

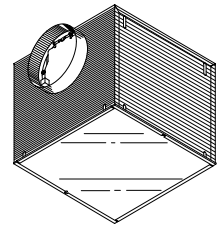
MODEL NO.	SHIPPING WT.
ZQ105T	23.7 lbs.
ZQ155T	23.7 lbs.



PENN BARRY™

SPECIFICATION SHEET

IN-LINE VENTILATORS MODELS ZQ105N & ZQ155N



Incredibly reliable. Unbelievably quiet. Offering the CFM choices you need at the lowest sound levels in the industry.

FEATURES

BLOWER:

- Low RPM for quiet operation
- Resilient anti-vibration mounts
- Dynamically-balanced, polymeric, centrifugal blower wheel for quiet, efficient performance
- Permanently lubricated, thermally protected motor
- Plug-in motor rated at 120 VAC
- Designed for continuous operation

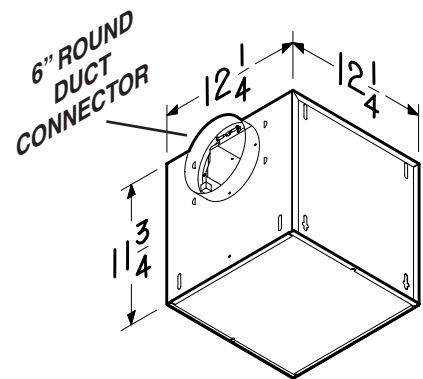
HOUSING:

- Rugged, 20 gauge galvanized steel
- 6" round duct connectors
- May be installed in ceiling or wall (size permitting)
- 8-position mounting brackets for easy installation and greater adaptability to various mounting requirements
- Automatic backdraft damper located within duct connector
- Factory-shipped in horizontal discharge position - easily converted to vertical discharge
- Removable panel allows easy access to the motor without disturbing ductwork
- Suitable for kitchen installations

CONTROLS:

- SC100W 3-Amp, Electronic Variable Speed Control
- Model CD60W 60-Minute Time Control
- Model 80L Electronic Speed Control (Internal)

DIMENSIONS



PennBarry | 605 Shiloh Rd. Plano, TX 75074 | 1 972-212-4700 | www.pennbarry.com

REFERENCE	QTY.	REMARKS	Project	
			Location	
			Architect	
			Engineer	
			Contractor	
			Submitted by	Date

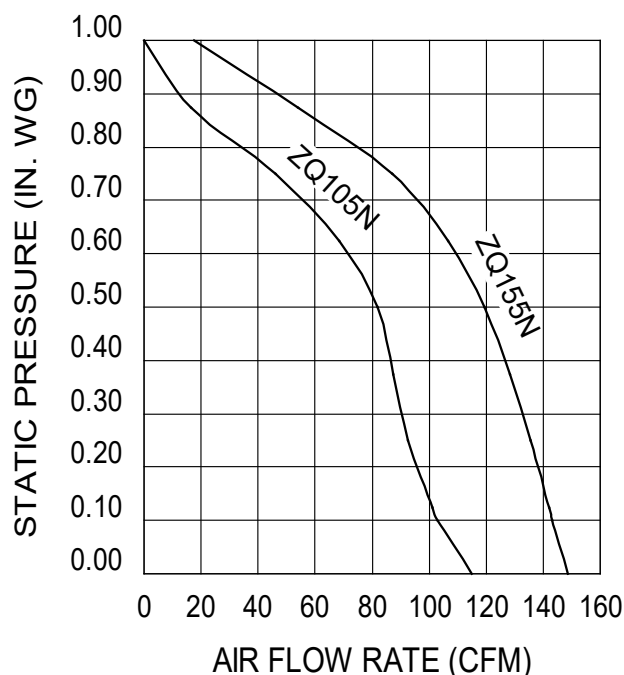
PERFORMANCE RATINGS - IN-LINE VENTILATORS

MODELS ZQ105N & ZQ155N

AMCA LICENSED PERFORMANCE

CFM / SONES - AT STATIC PRESSURES (Ps - inches of H ₂ O)															
MODEL NO.	NOMINAL VOLTAGE		0.0" Ps	.10" Ps	.125" Ps	.250" Ps	.375" Ps	.50" Ps	.625" Ps	.750" Ps	.875" Ps	1.0" Ps	NOMINAL RPM	AMPS @60 Hz	WATTS
ZQ105N	120 VAC	CFM St.Thr.	121	108	106	97	93	86	70	44	17		760	1.1	87
		SONES St.Thr.0.5	0.5	0.7	0.7	1.1	1.4	1.8	2.1	2.4	2.6				
		CFM Rt.Ang.	109	98	96	88	82	78	67	48	16		780	1.1	87
		SONES Rt.Ang.0.5	0.8	0.8	0.8	1.2	1.6	2.0	2.3	2.5	2.8				
ZQ155N	120 VAC	CFM St.Thr.	153	148	147	140	134	125	111	91	54	18	920	1.3	100
		SONES St.Thr.0.9	0.9	1.0	1.1	1.4	1.6	1.9	2.1	2.2	2.4	2.6			
		CFM Rt.Ang.	144	138	137	131	123	114	102	83	54	17	950	1.3	100
		SONES Rt.Ang.1.2	1.4	1.4	1.4	1.6	1.9	2.1	2.4	2.5	2.7	2.9			

Performance ratings include the effects of backdraft damper in the airstream. Speed (RPM) shown is nominal. Performance is based on actual speed of test. The sound ratings shown are loudness values in fan sones at 5' (1.5m) in a hemispherical free field calculated per AMCA Std. 301. Values shown are for Installation Type D: Ducted inlet, Ducted outlet. Ratings do not include the effect of duct end correction. Performance ratings include the effects of 18 feet of round inlet duct and, if needed, a rectangular to round duct transition in the airstream. Performance shown is for Installation Type D: Ducted inlet, Ducted outlet.



WEIGHT

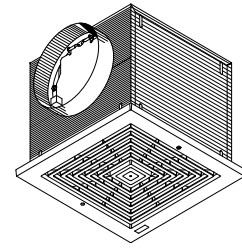
MODEL NO.	SHIPPING WT.
ZQ105N	22.9 lbs.
ZQ155N	22.9 lbs.



PENN BARRY™

SPECIFICATION SHEET

CEILING MOUNT VENTILATORS ZQ205, ZQ255, ZQ305 SERIES



FEATURES

GRILLE:

- Conceals interior
- Low profile styling blends with any decor
- White polymeric

BLOWER:

- Low RPM for quiet operation
- Resilient anti-vibration mounts
- Dynamically-balanced, polymeric, centrifugal blower wheel for quiet, efficient performance
- Permanently lubricated, thermally protected motor
- Plug-in motor rated at 120 VAC
- Designed for continuous operation

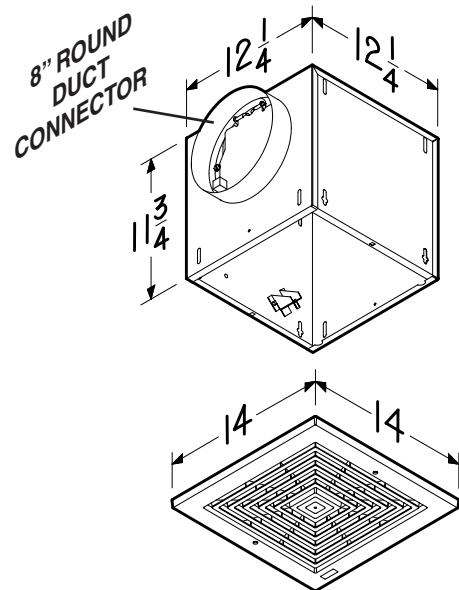
HOUSING:

- Rugged, 20 gauge galvanized steel
- 8" round duct connector
- 1/2" acoustic insulation inside
- May be installed in ceiling or wall (size permitting)
- 8-position mounting brackets for easy installation and greater adaptability to various mounting requirements
- Automatic backdraft damper located within duct connector
- Factory-shipped in horizontal discharge position - easily converted to vertical discharge

ACCESSORIES (purchase all separately):

- SC100W 3-Amp, Electronic Variable Speed Control
- Model CD60W 60-Minute Time Control
- Model 981L In-line Adapter Kit
- Model RD1 Radiation Damper
- Model 80L Electronic Speed Control (Internal)

DIMENSIONS



These units are UL listed for use over bathtubs and showers when connected to a GFCI-protected branch circuit.

PennBarry | 605 Shiloh Rd. Plano, TX 75074 | 1 972-212-4700 | www.pennbarry.com

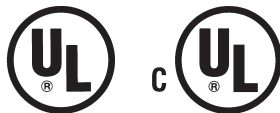
REFERENCE	QTY.	REMARKS	Project
			Location
			Architect
			Engineer
			Contractor
			Submitted by Date

PERFORMANCE RATINGS - CEILING MOUNT VENTILATORS ZQ205, ZQ255, ZQ305 SERIES

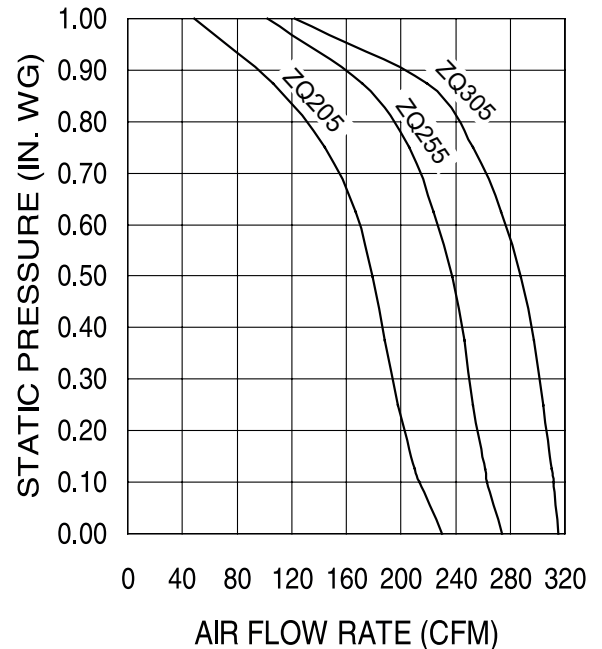
AMCA LICENSED PERFORMANCE

CFM / SONES - AT STATIC PRESSURES (Ps - inches of H ₂ O)															
MODEL NO.	NOMINAL VOLTAGE		0.0" Ps	.10" Ps	.125" Ps	.250" Ps	.375" Ps	.50" Ps	.625" Ps	.750" Ps	.875" Ps	1.0" Ps	NOMINAL RPM	AMPS @60 Hz	WATTS
ZQ205	120 VAC	CFM Hor.	231	214	210	196	186	177	165	144	113	51	740	1.8	127
		SONES Hor.	1.6	1.8	1.7	2.3	2.9	3.5	4.1	4.9	5.3	5.3			
		CFM Ver.	224	210	207	197	187	179	167	144	99	41	760	1.8	127
		SONES Ver.	1.5	1.8	2.0	2.3	2.7	3.4	4.0	4.5	5.1	5.2			
ZQ255	120 VAC	CFM Hor.	272	261	259	250	242	233	218	201	165	99	830	2.1	166
		SONES Hor.	2.1	2.3	2.2	2.9	3.3	3.9	4.4	4.8	5.5	5.8			
		CFM Ver.	269	261	259	253	248	239	224	203	171	101	860	2.1	166
		SONES Ver.	2.3	2.6	2.7	3.0	3.3	3.7	4.2	4.7	5.4	5.6			
ZQ305	120 VAC	CFM Hor.	312	309	308	303	296	287	273	254	219	125	905	2.6	212
		SONES Hor.	2.8	2.9	2.9	3.3	3.5	3.9	4.3	4.7	5.1	5.6			
		CFM Ver.	319	314	313	306	299	288	274	251	219	120	940	2.6	212
		SONES Ver.	2.6	2.9	3.0	3.4	3.6	3.9	4.4	4.7	5.0	5.5			

Performance ratings include the effects of inlet grille and backdraft damper in the airstream. Speed (RPM) shown is nominal. Performance is based on actual speed of test. The sound ratings shown are loudness values in fan sones at 5' (1.5m) in a hemispherical free field calculated per AMCA Std. 301. Values shown are for Installation Type B: Free inlet fan sone levels. Performance shown is for Installation Type B: Free inlet, Ducted outlet.



These units are UL listed for use over bathtubs and showers when connected to a GFCI-protected branch circuit.



WEIGHT

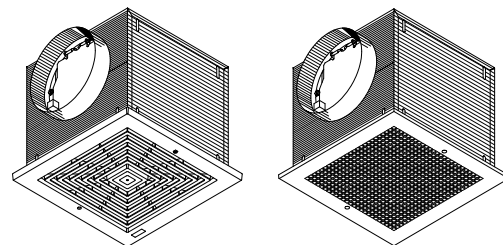
MODEL NO.	SHIPPING WT.
ZQ205.....	23.0 lbs.
ZQ255, ZQ305.....	23.1 lbs.



PENN BARRY™

SPECIFICATION SHEET

CEILING MOUNT VENTILATORS ZQ205T, ZQ255T & ZQ305T



Incredibly reliable. Unbelievably quiet. Offering the CFM choices you need at the lowest sound levels in the industry.

FEATURES

GRILLE:

- Conceals interior
- Low profile styling blends with any decor
- White polymeric ("MG" models - metal, finished with white painted enamel)

BLOWER:

- Low RPM for quiet operation
- Resilient anti-vibration mounts
- Dynamically-balanced, polymeric, centrifugal blower wheel for quiet, efficient performance (Model L300KMG-metal wheel)
- Permanently lubricated, thermally protected motor
- Plug-in motor rated at 120 VAC
- Designed for continuous operation

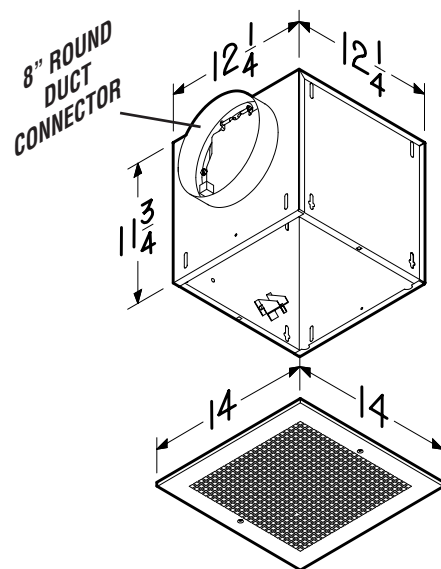
HOUSING:

- Rugged, 20 gauge galvanized steel
- 8" round duct connector
- 1/2" acoustic insulation inside
- May be installed in ceiling or wall (size permitting)
- 8-position mounting brackets for easy installation and greater adaptability to various mounting requirements
- Automatic backdraft damper located within duct connector
- Factory-shipped in horizontal discharge position - easily converted to vertical discharge
- May be installed as an in-line ventilator with addition of accessory kit Model 981L (purchase separately)

ACCESSORIES (purchase all separately):

- SC100W 3-Amp, Electronic Variable Speed Control
- Model CD60W 60-Minute Time Control
- Model 981L In-line Adapter Kit
- Model RD1 Radiation Damper
- Model 80L Electronic Speed Control (Internal)

DIMENSIONS



PennBarry | 605 Shiloh Rd. Plano, TX 75074 | 1 972-212-4700 | www.pennbarry.com

REFERENCE	QTY.	REMARKS	Project
			Location
			Architect
			Engineer
			Contractor
			Submitted by Date

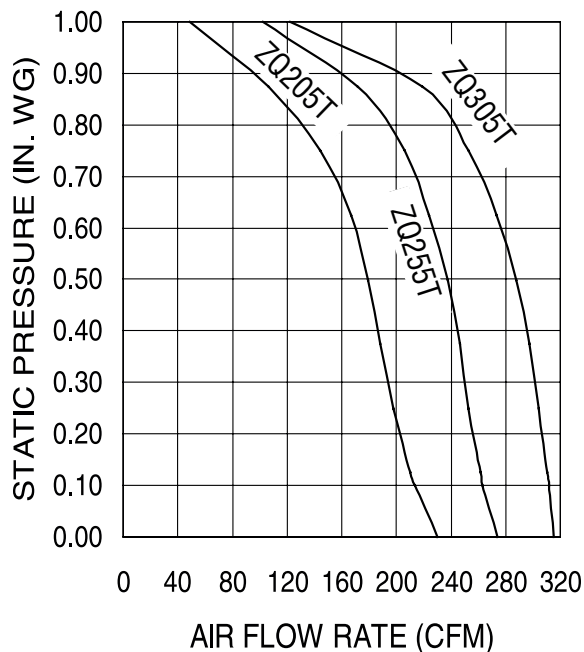
PERFORMANCE RATINGS -

CEILING MOUNT VENTILATORS ZQ205T, ZQ255T & ZQ305T

AMCA LICENSED PERFORMANCE

CFM / SONES - AT STATIC PRESSURES (Ps - inches of H ₂ O)															
MODEL NO.	NOMINAL VOLTAGE		0.0" Ps	.10" Ps	.125" Ps	.250" Ps	.375" Ps	.50" Ps	.625" Ps	.750" Ps	.875" Ps	1.0" Ps	NOMINAL RPM	AMPS @60 Hz	WATTS
ZQ205T	120 VAC	CFM Hor. SONES Hor.	237 1.4	218 1.8	215 1.9	199 2.4	190 3.0	180 3.6	167 4.2	144 5.1	108 5.6	47 5.5	715	1.8	127
		CFM Ver. SONES Ver.	228 1.5	213 1.7	209 1.8	198 2.3	190 2.8	182 3.4	168 4.1	145 4.6	105 5.1	56 5.2	730	1.8	127
ZQ255T	120 VAC	CFM Hor. SONES Hor.	280 2.1	267 2.5	265 2.5	254 2.9	246 3.4	238 3.9	224 4.3	209 4.6	172 5.6	105 5.9	805	2.1	166
		CFM Ver. SONES Ver.	275 2.2	263 2.6	262 2.7	255 3.0	250 3.4	241 3.8	229 4.3	210 4.8	178 5.5	105 5.8	830	2.1	166
ZQ305T	120 VAC	CFM Hor. SONES Hor.	323 3.0	317 2.8	316 3.0	312 3.2	305 3.5	298 3.9	283 4.3	266 4.8	235 5.2	153 5.7	860	2.6	212
		CFM Ver. SONES Ver.	322 2.4	315 2.7	314 2.8	308 3.3	302 3.5	292 3.9	278 4.3	259 4.7	227 5.1	119 5.5	885	2.6	212

Performance ratings include the effects of inlet grille and backdraft damper in the airstream. Speed (RPM) shown is nominal. Performance is based on actual speed of test. The sound ratings shown are loudness values in fan sones at 5' (1.5m) in a hemispherical free field calculated per AMCA Std. 301. Values shown are for Installation Type B: Free inlet fan sone levels. Performance shown is for Installation Type B: Free inlet, Ducted outlet.



WEIGHT

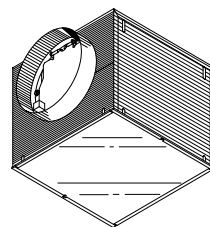
MODEL NO.	SHIPPING WT.
ZQ205T	23.9 lbs.
ZQ255T, ZQ305T	24.0 lbs.



PENN BARRY™

SPECIFICATION SHEET

IN-LINE VENTILATORS MODELS ZQ205N, ZQ255N & ZQ305N



Incredibly reliable. Unbelievably quiet. Offering the CFM choices you need at the lowest sound levels in the industry.

FEATURES

BLOWER:

- Low RPM for quiet operation
- Resilient anti-vibration mounts
- Dynamically-balanced, polymeric, centrifugal blower wheel for quiet, efficient performance
- Permanently lubricated, thermally protected motor
- Plug-in motor rated at 120 VAC
- Designed for continuous operation

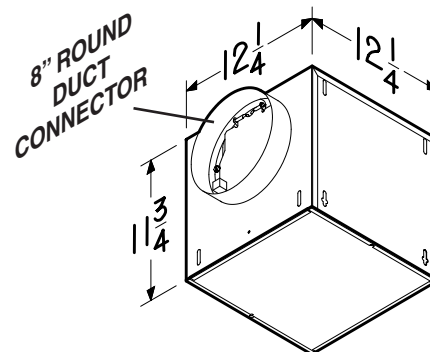
HOUSING:

- Rugged galvanized steel
- 8" round duct connectors
- May be installed in ceiling or wall (size permitting)
- 8-position mounting brackets for easy installation and greater adaptability to various mounting requirements
- Automatic backdraft damper located within duct connector
- Factory-shipped in horizontal discharge position - easily converted to vertical discharge
- Removable panel allows for easy motor access without disturbing ductwork
- Suitable for kitchen installations

CONTROLS:

- SC100W 3-Amp, Electronic Variable Speed Control
- Model CD60W 60-Minute Time Control
- Model 80L Electronic Speed Control (Internal)

DIMENSIONS



PennBarry | 605 Shiloh Rd. Plano, TX 75074 | 1 972-212-4700 | www.pennbarry.com

REFERENCE	QTY.	REMARKS	Project	
			Location	
			Architect	
			Engineer	
			Contractor	
			Submitted by	Date

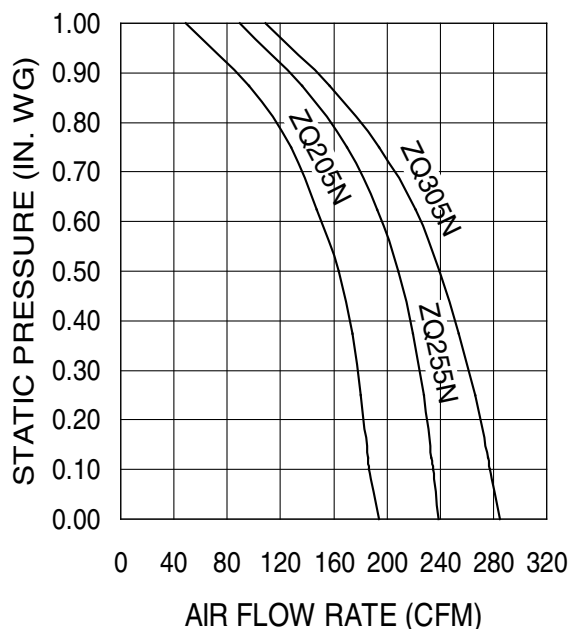
PERFORMANCE RATINGS -

IN-LINE VENTILATORS MODELS ZQ205N, ZQ255N & ZQ305N

AMCA LICENSED PERFORMANCE

CFM / SONES - AT STATIC PRESSURES (Ps - inches of H ₂ O)															
MODEL NO.	NOMINAL VOLTAGE		0.0" Ps	.10" Ps	.125" Ps	.250" Ps	.375" Ps	.50" Ps	.625" Ps	.750" Ps	.875" Ps	1.0" Ps	NOMINAL RPM	AMPS @60 Hz	WATTS
ZQ205N	120 VAC	CFM St. Thr.	205	196	195	190	185	175	158	135	96	47	865	1.8	127
		SONES St. Thr.	1.7	1.9	1.9	2.1	2.3	2.4	3.0	3.3	3.4	3.4			
		CFM Rt. Ang.	183	177	176	170	163	152	137	121	96	51			
		SONES Rt. Ang.	1.6	1.6	1.6	1.9	2.3	2.7	2.9	3.1	3.4	3.6			
ZQ255N	120 VAC	CFM St. Thr.	248	245	245	241	235	224	208	183	141	84	1005	2.1	166
		SONES St. Thr.	2.0	2.3	2.3	2.6	2.8	3.2	3.4	3.6	3.9	3.8			
		CFM Rt. Ang.	229	224	222	214	204	193	177	157	132	95			
		SONES Rt. Ang.	2.4	2.5	2.6	2.8	3.0	3.2	3.4	3.7	3.8	3.8			
ZQ305N	120 VAC	CFM St. Thr.	300	294	293	285	274	259	243	214	168	113	1145	2.6	212
		SONES St. Thr.	2.9	3.0	3.1	3.3	3.4	3.5	3.6	3.7	4.0	3.9			
		CFM Rt. Ang.	270	261	259	248	234	220	200	174	146	104			
		SONES Rt. Ang.	3.7	3.7	3.7	3.7	3.9	3.9	4.0	4.2	4.4	4.0			

Performance ratings include the effects of backdraft damper in the airstream. Speed (RPM) shown is nominal. Performance is based on actual speed of test. The sound ratings shown are loudness values in fan sones at 5' (1.5m) in a hemispherical free field calculated per AMCA Std. 301. Values shown are for Installation Type D: Ducted inlet, Ducted outlet. Ratings do not include the effect of duct end correction. Performance ratings include the effects of 18 feet of round inlet duct and, if needed, a rectangular to round duct transition in the airstream. Performance shown is for Installation Type D: Ducted inlet, Ducted outlet.



WEIGHT

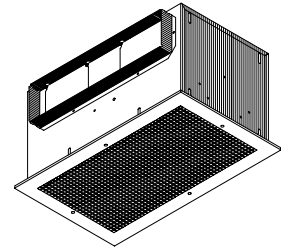
MODEL NO.	SHIPPING WT.
ZQ205N	23.1 lbs.
ZQ255N	23.2 lbs.
ZQ305N	23.2 lbs.



PENN BARRY™

SPECIFICATION SHEET

CEILING MOUNT VENTILATORS ZQ405, ZQ505, ZQ705 SERIES



FEATURES

GRILLE:

- Conceals interior
- Low profile styling blends with any decor
- Metal, finished with white painted enamel

BLOWER:

- Low RPM for quiet operation
- Resilient anti-vibration mounts
- Balanced, polymeric, centrifugal blower wheel for quiet, efficient performance
- Permanently lubricated, thermally protected motor
- Plug-in motor rated at 120 VAC
- Designed for continuous operation

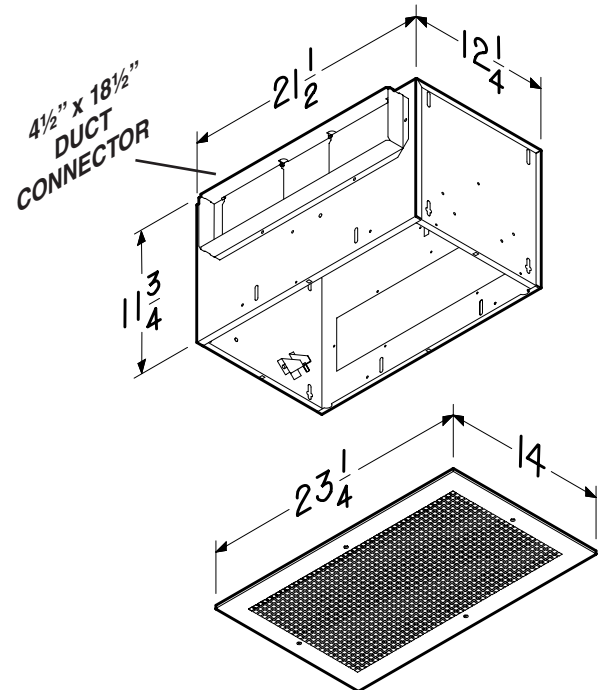
HOUSING:

- Rugged, 20 gauge galvanized steel
- 4½" x 18½" duct connector
- 1/2" acoustic insulation inside
- May be installed in ceiling or wall (size permitting)
- 8-position mounting brackets for easy installation and greater adaptability to various mounting requirements
- Automatic backdraft damper located within duct connector
- Factory-shipped in horizontal discharge position - easily converted to vertical discharge

ACCESSORIES (purchase all separately):

- SC100W 3-Amp Electronic Variable Speed Control
- CD60W 60-Minute Time Control
- Model 80L Electronic Speed Control (Internal)
- Model 423 Transition (4½" x 18½" to 10" round)
- Model RD2 Radiation Damper

DIMENSIONS



PennBarry | 605 Shiloh Rd. Plano, TX 75074 | 1 972-212-4700 | www.pennbarry.com

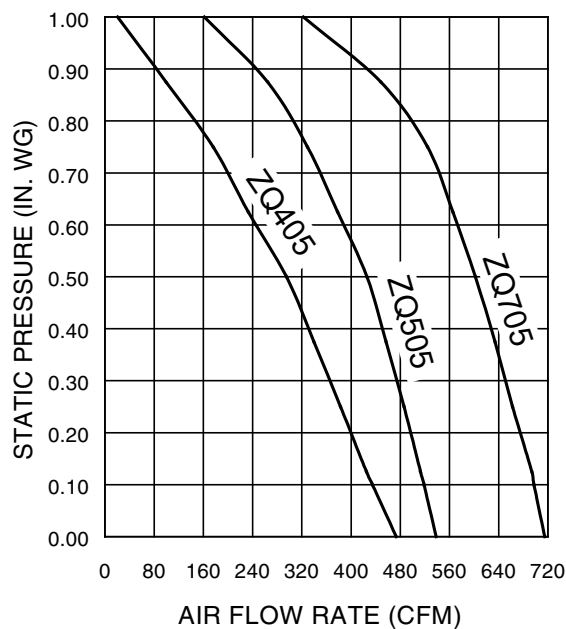
REFERENCE	QTY.	REMARKS	Project
			Location
			Architect
			Engineer
			Contractor
			Submitted by Date

PERFORMANCE RATINGS - CEILING MOUNT VENTILATORS ZQ405, ZQ505, ZQ705 SERIES

AMCA LICENSED PERFORMANCE

CFM / SONES - AT STATIC PRESSURES (Ps - inches of H ₂ O)															
MODEL NO.	NOMINAL VOLTAGE		0.0" Ps	.10" Ps	.125" Ps	.250" Ps	.375" Ps	.50" Ps	.625" Ps	.750" Ps	.875" Ps	1.0" Ps	NOMINAL RPM	AMPS @60 Hz	WATTS
ZQ405	120 VAC	CFM Hor.	480	442	434	388	344	299	229	182	114	33	735	1.4	146
		SONES Hor.	2.0	2.4	2.3	2.8	3.3	3.8	4.5	4.8	5.4	5.6			
		CFM Ver.	467	428	416	378	335	291	237	170	85	8	755	1.4	146
		SONES Ver.	2.3	2.6	2.6	3.0	3.5	4.0	5.1	5.5	5.7	5.9			
ZQ505	120 VAC	CFM Hor.	538	520	514	491	463	434	389	339	282	186	810	2.2	232
		SONES Hor.	3.0	3.1	3.3	3.6	4.0	4.4	5.0	5.7	6.2	6.7			
		CFM Ver.	539	517	512	481	451	418	367	319	247	137	865	2.2	232
		SONES Ver.	2.9	3.1	3.2	3.4	3.8	4.2	4.8	5.9	6.3	6.4			
ZQ705	120 VAC	CFM Hor.	722	704	701	667	640	607	571	534	453	333	960	2.9	313
		SONES Hor.	4.5	4.6	4.7	4.8	5.0	5.2	5.6	6.2	7.1	7.2			
		CFM Ver.	708	691	687	658	628	597	560	515	444	312	985	2.9	313
		SONES Ver.	5.2	5.0	5.0	5.7	5.8	6.1	6.4	7.4	7.1	7.6			

Performance ratings include the effects of inlet grille and backdraft damper in the airstream. Speed (RPM) shown is nominal. Performance is based on actual speed of test. The sound ratings shown are loudness values in fan sones at 5' (1.5m) in a hemispherical free field calculated per AMCA Std. 301. Values shown are for Installation Type B: Free inlet fan sone levels. Performance shown is for Installation Type B: Free inlet, Ducted outlet.



WEIGHT

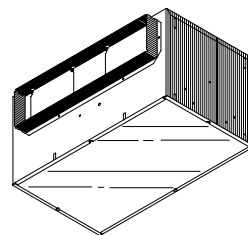
MODEL NO.	SHIPPING WT.
ZQ405, ZQ505	33.8 lbs.
ZQ705	33.9 lbs.



PENN BARRY™

SPECIFICATION SHEET

IN-LINE VENTILATORS MODELS ZQ405N, ZQ505N, ZQ705N



Incredibly reliable. Unbelievably quiet. Offering the CFM choices you need at the lowest sound levels in the industry.

FEATURES

BLOWER:

- Low RPM for quiet operation
- Resilient anti-vibration mounts
- Balanced, polymeric, centrifugal blower wheel for quiet, efficient performance
- Permanently lubricated, thermally protected motor
- Plug-in motor rated at 120 VAC
- Designed for continuous operation

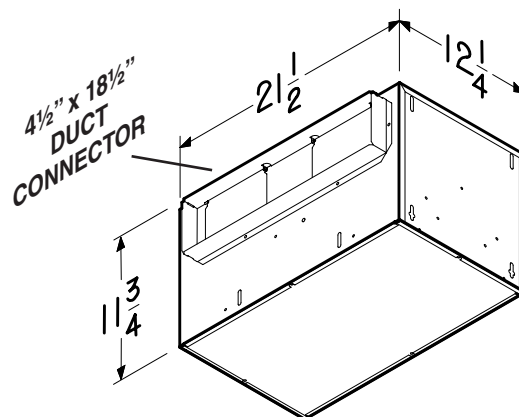
HOUSING:

- Rugged galvanized steel
- 4½" x 18½" duct connector
- May be installed in ceiling or wall (size permitting)
- 8-position mounting brackets for easy installation and greater adaptability to various mounting requirements
- Automatic backdraft damper located within duct connector
- Factory-shipped in horizontal discharge position
- Removable panel allows easy motor access without disturbing ductwork

CONTROLS:

- SC100W 3-Amp Electronic Variable Speed Control
- CD60W 60-Minute Time Control
- Model 80L Electronic Speed Control (Internal)

DIMENSIONS



PennBarry | 605 Shiloh Rd. Plano, TX 75074 | 1 972-212-4700 | www.pennbarry.com

REFERENCE	QTY.	REMARKS	Project	
			Location	
			Architect	
			Engineer	
			Contractor	
			Submitted by	Date

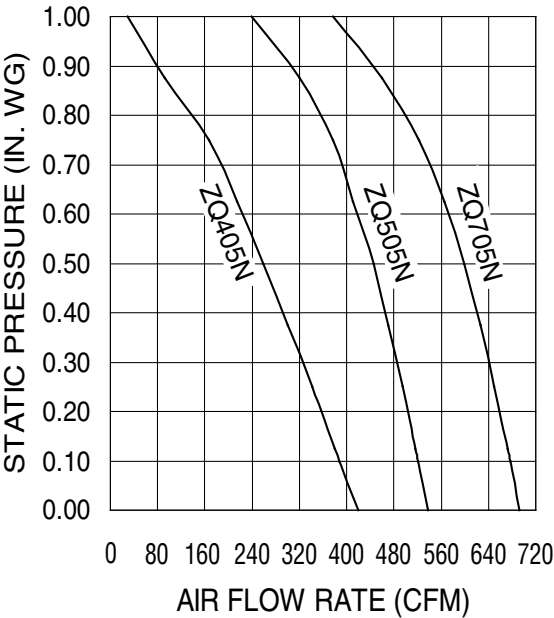
PERFORMANCE RATINGS - IN-LINE VENTILATORS

MODELS ZQ405N, ZQ505N & ZQ705N

AMCA LICENSED PERFORMANCE

CFM / SONES - AT STATIC PRESSURES (Ps - inches of H ₂ O)															
MODEL NO.	NOMINAL VOLTAGE		0.0" Ps	.10" Ps	.125" Ps	.250" Ps	.375" Ps	.50" Ps	.625" Ps	.750" Ps	.875" Ps	1.0" Ps	NOMINAL RPM	AMPS @60 Hz	WATTS
ZQ405N	120 VAC	CFM St. Thr.	450	415	406	360	313	271	223	167	90	6	775	1.4	146
		SONES St. Thr.	1.4	1.6	1.6	1.9	2.2	2.6	2.9	3.4	3.6	3.9			
		CFM Rt. Ang.	442	415	408	372	336	296	239	193	111	28	875	1.4	146
		SONES Rt. Ang.	1.6	1.7	1.7	2.0	2.4	2.6	3.1	3.4	3.9	4.1			
ZQ505N	120 VAC	CFM St. Thr.	546	526	519	496	472	447	407	364	306	232	890	2.2	232
		SONES St. Thr.	2.4	2.4	3.4	3.7	3.9	3.8	3.9	4.0	4.3	4.3			
		CFM Rt. Ang.	528	516	513	494	470	446	415	389	334	247	990	2.2	232
		SONES Rt. Ang.	2.9	3.8	3.4	3.7	3.5	3.6	3.9	4.0	4.2	4.4			
ZQ705N	120 VAC	CFM St. Thr.	704	686	681	656	631	604	575	533	480	412	1090	2.9	313
		SONES St. Thr.	3.6	3.8	3.7	3.9	4.0	4.2	4.3	4.4	4.7	5.0			
		CFM Rt. Ang.	680	667	663	644	621	594	557	513	440	342	1205	2.9	313
		SONES Rt. Ang.	5.0	5.0	5.0	5.3	5.2	5.1	5.3	5.5	5.4	5.5			

Performance ratings include the effects of backdraft damper in the airstream. Speed (RPM) shown is nominal. Performance is based on actual speed of test. The sound ratings shown are loudness values in fan sones at 5' (1.5m) in a hemispherical free field calculated per AMCA Std. 301. Values shown are for Installation Type D: Ducted inlet, Ducted outlet. Ratings do not include the effect of duct end correction. Performance ratings include the effects of 18 feet of round inlet duct and, if needed, a rectangular to round duct transition in the airstream. Performance shown is for Installation Type D: Ducted inlet, Ducted outlet.



WEIGHT

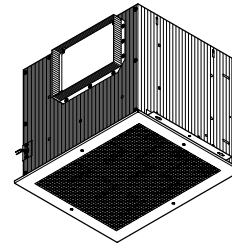
MODEL NO.	SHIPPING WT.
ZQ405N, ZQ505N	33.9 lbs.
ZQ705N	34.0 lbs.



PENN BARRY™

SPECIFICATION SHEET

CEILING MOUNT VENTILATORS ZQ905, ZQ1505 SERIES



FEATURES

GRILLE:

- Conceals interior
- Low profile styling blends with any decor
- Metal, finished with white painted enamel

BLOWER:

- Low RPM for quiet operation
- Resilient anti-vibration mounts
- Dynamically-balanced, polymeric, centrifugal blower wheel for quiet, efficient performance
- Permanently lubricated, thermally protected motor
- Plug-in motor rated at 120 VAC
- Designed for continuous operation

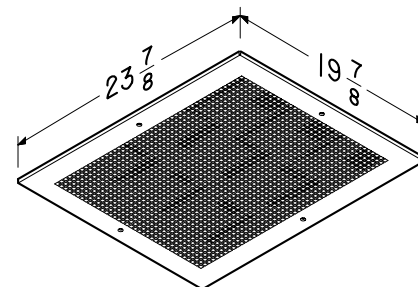
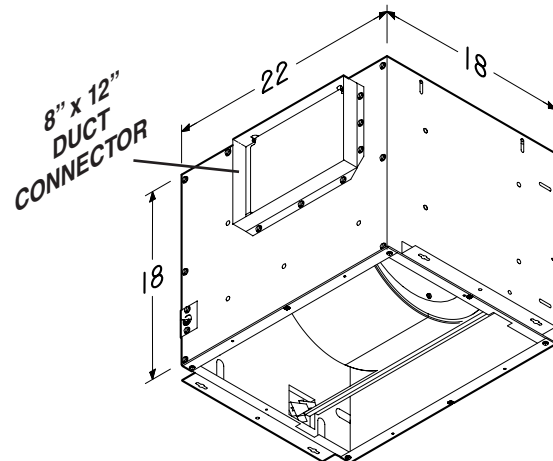
HOUSING:

- Rugged, 20 gauge galvanized steel
- 1/2" acoustic insulation inside
- May be installed in ceiling or wall (size permitting)
- 8-position mounting brackets for easy installation and greater adaptability to various mounting requirements
- Automatic backdraft damper located within duct connector
- Factory-shipped in horizontal discharge position for 8" x 12" ductwork
- May be converted to vertical discharge

ACCESSORIES (purchase all separately):

- SC100W 3-Amp electronic variable speed control
- CD60W 60-Minute Time Control
- Model 80L Electronic Speed Control (Internal) (For use with ZQ905 Series only.)
- 6-Amp, Electronic Variable Speed Control Model 72W (120 VAC)
- Model T81212 Transition (8" x 12" to 12" round)
- Model RD3 Radiation Damper

DIMENSIONS



PennBarry | 605 Shiloh Rd. Plano, TX 75074 | 1 972-212-4700 | www.pennbarry.com

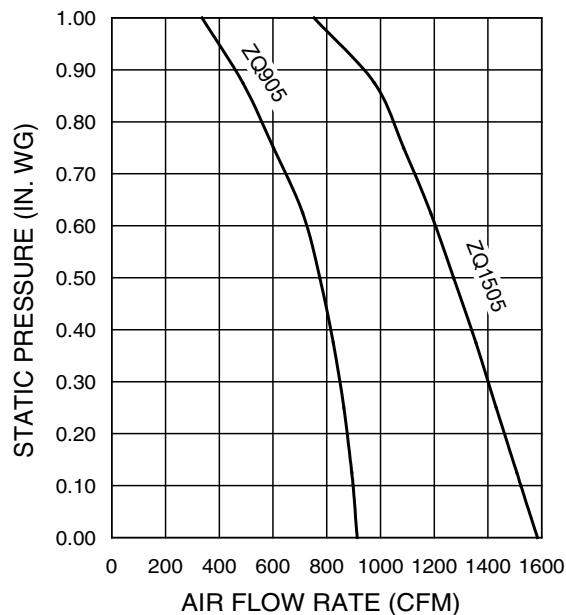
REFERENCE	QTY.	REMARKS	Project
			Location
			Architect
			Engineer
			Contractor
			Submitted by Date

PERFORMANCE RATINGS - CEILING MOUNT VENTILATORS ZQ905, ZQ1505 SERIES

AMCA LICENSED PERFORMANCE

CFM / SONES - AT STATIC PRESSURES (Ps - inches of H ₂ O)															
MODEL NO.	NOMINAL VOLTAGE		0.0" Ps	.10" Ps	.125" Ps	.250" Ps	.375" Ps	.50" Ps	.625" Ps	.750" Ps	.875" Ps	1.0" Ps	NOMINAL RPM	AMPS @ 60 Hz	WATTS
ZQ905	120 VAC	CFM Hor.	918	905	901	877	842	793	725	636	536	390	650	3.0	306
		SONES Hor.	3.8	4.0	4.1	4.0	4.2	4.3	4.4	4.9	4.5	5.3			
		CFM Ver.	909	892	885	850	807	756	695	568	440	282	650	3.0	306
		SONES Ver.	3.8	3.4	3.4	3.5	3.6	3.7	3.9	4.2	4.3	4.4			
ZQ1505	120 VAC	CFM Hor.	1578	1526	1513	1438	1371	1285	1198	1103	1000	816	955	5.0	468
		SONES Hor.	8.6	8.4	8.4	8.1	7.5	7.0	6.7	6.2	5.8	5.8			
		CFM Ver.	1590	1519	1502	1423	1340	1259	1176	1069	954	689	955	5.0	468
		SONES Ver.	8.5	8.4	8.4	8.1	7.9	7.5	7.2	7.1	6.9	6.5			

Performance ratings include the effects of inlet grille and backdraft damper in the airstream. Speed (RPM) shown is nominal. Performance is based on actual speed of test. The sound ratings shown are loudness values in fan sones at 5' (1.5m) in a hemispherical free field calculated per AMCA Std. 301. Values shown are for Installation Type B: Free inlet fan sone levels. Performance shown is for Installation Type B: Free inlet, Ducted outlet.



WEIGHT

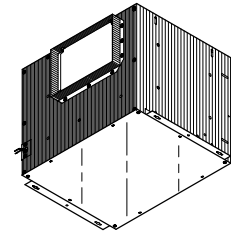
MODEL NO.	SHIPPING WT.
ZQ905	64.2 lbs.
ZQ1505	64.3 lbs.



PENN BARRY™

SPECIFICATION SHEET

IN-LINE VENTILATORS MODELS ZQ905N & ZQ1505N



Incredibly reliable. Unbelievably quiet. Offering the CFM choices you need at the lowest sound levels in the industry.

FEATURES

BLOWER:

- Low RPM for quiet operation
- Resilient anti-vibration mounts
- Dynamically-balanced, polymeric, centrifugal blower wheel for quiet, efficient performance
- Permanently lubricated, thermally protected motor
- Plug-in motor rated at 120 VAC
- Designed for continuous operation

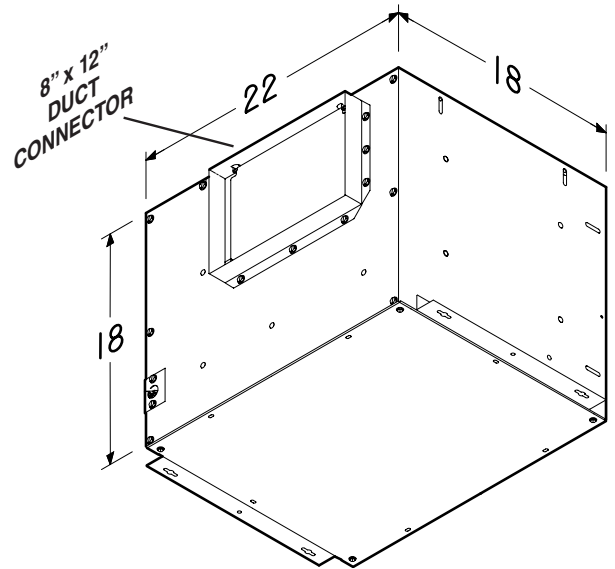
HOUSING:

- Rugged galvanized steel
- May be installed in ceiling or wall (size permitting)
- 8-position mounting brackets for easy installation and greater adaptability to various mounting requirements
- Automatic backdraft damper located within duct connector
- Factory-shipped in horizontal discharge position for 8" x 12" ductwork
- May be converted to vertical discharge

CONTROLS:

- SC100W 3-Amp electronic variable speed control
- CD60W 60-Minute Time Control
- Model 80L Electronic Speed Control (Internal) (For use with ZQ905N only.)
- 6-Amp, Electronic Variable Speed Control Model 72W (120 VAC)

DIMENSIONS



PennBarry | 605 Shiloh Rd. Plano, TX 75074 | 1 972-212-4700 | www.pennbarry.com

REFERENCE	QTY.	REMARKS	Project	
			Location	
			Architect	
			Engineer	
			Contractor	
			Submitted by	Date

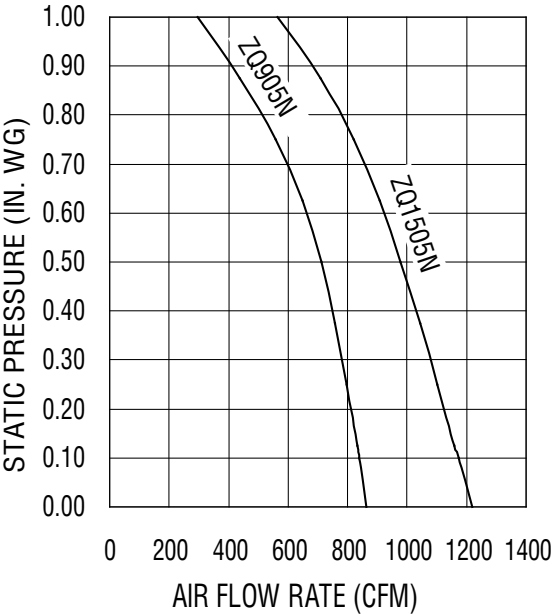
PERFORMANCE RATINGS - IN-LINE VENTILATORS

MODELS ZQ905N & ZQ1505N

AMCA LICENSED PERFORMANCE

CFM / SONES - AT STATIC PRESSURES (Ps - inches of H ₂ O)															
MODEL NO.	NOMINAL VOLTAGE		0.0" Ps	.10" Ps	.125" Ps	.250" Ps	.375" Ps	.50" Ps	.625" Ps	.750" Ps	.875" Ps	1.0" Ps	NOMINAL RPM	AMPS @60 Hz	WATTS
ZQ905N	120 VAC	CFM St.Thr.	930	902	894	853	807	754	685	587	442	300	810	3.0	306
		SONES St.Thr.	3.7	3.8	3.8	3.8	3.7	3.8	3.9	4.0	4.0	4.1			
		CFM Rt.Ang.	795	778	772	743	709	668	613	527	432	291	755	3.0	306
		SONES Rt.Ang.	4.3	4.5	4.4	4.6	4.4	4.2	4.1	4.3	4.2	4.3			
ZQ1505N	120 VAC	CFM St.Thr.	1275	1228	1214	1152	1092	1029	958	871	764	631	1055	5.9	468
		SONES St.Thr.	6.8	6.8	6.7	6.5	6.3	6.0	6.0	6.0	6.0	6.1			
		CFM Rt.Ang.	1160	1117	1106	1051	998	928	856	769	657	499	1020	5.9	468
		SONES Rt.Ang.	7.9	7.8	7.9	7.4	7.1	6.8	6.3	5.9	5.4	5.4			

Performance ratings include the effects of backdraft damper in the airstream. Speed (RPM) shown is nominal. Performance is based on actual speed of test. The sound ratings shown are loudness values in fan sones at 5' (1.5m) in a hemispherical free field calculated per AMCA Std. 301. Values shown are for Installation Type D: Ducted inlet, Ducted outlet. Ratings do not include the effect of duct end correction. Performance ratings include the effects of 18 feet of round inlet duct and, if needed, a rectangular to round duct transition in the airstream. Performance shown is for Installation Type D: Ducted inlet, Ducted outlet.



WEIGHT

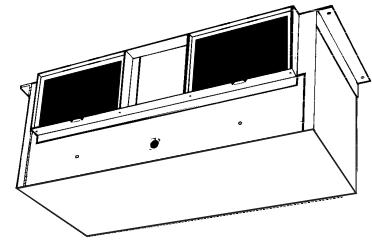
MODEL NO.	SHIPPING WT.
ZQ905N	64.4 lbs.
ZQ1505N	64.5 lbs.



PENN BARRY™

SPECIFICATION SHEET

IN-LINE VENTILATOR MODEL ZQ2005N



FEATURES

BLOWER:

- Low RPM for quiet operation
- Resilient anti-vibration mounts
- Dynamically-balanced, polymeric, centrifugal blower wheel for quiet, efficient performance
- Permanently lubricated, thermally protected motor
- Plug-in motor rated at 120 VAC
- Designed for continuous operation

HOUSING:

- Rugged galvanized steel
- May be installed in ceiling or wall (size permitting)
- Acoustic insulation inside
- 8-position mounting brackets for easy installation and greater adaptability to various mounting requirements
- Factory-shipped in horizontal discharge position - may be converted to vertical discharge

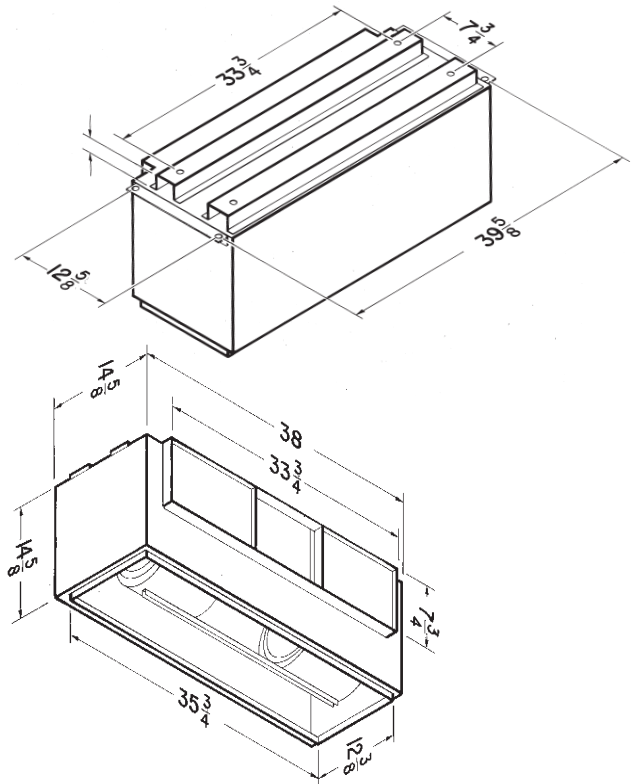
CONTROLS:

- Model CD60W 60-Minute Time Control
- Electronic Variable Speed Control
- 72W (White) 6-Amp, 120 VAC

ACCESSORIES:

- Model G102 Grille Kit for ceiling applications
- Model SD100 Damper Kit with twin backdraft flaps
- Model V104 Vibration Damper Hangers - 4 per set

DIMENSIONS



PennBarry | 605 Shiloh Rd. Plano, TX 75074 | 1 972-212-4700 | www.pennbarry.com

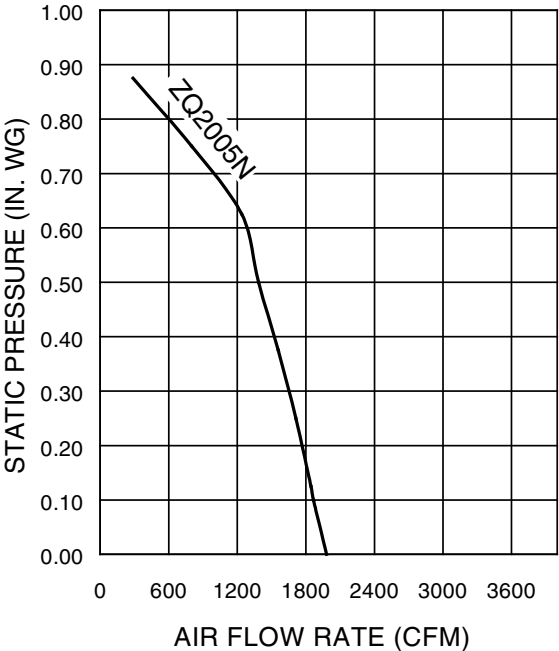
REFERENCE	QTY.	REMARKS	Project
			Location
			Architect
			Engineer
			Contractor
			Submitted by Date

PERFORMANCE RATINGS - IN-LINE VENTILATOR MODEL ZQ2005N

AMCA LICENSED PERFORMANCE

CFM / SONES - AT STATIC PRESSURES (Ps - inches of H ₂ O)															
MODEL NO.	NOMINAL VOLTAGE		0.0" Ps	.10" Ps	.125" Ps	.250" Ps	.375" Ps	.50" Ps	.625" Ps	.750" Ps	.875" Ps	1.0" Ps	NOMINAL RPM	AMPS @60 Hz	WATTS
ZQ2005N	120 VAC	CFM St. Thr.	1891	1803	1791	1657	1508	1347	1165	808	284		965	5.8	590
		SONES St. Thr.	10.3	9.8	9.4	9.0	8.6	9.1	8.9	7.0	6.7				
		CFM Rt. Ang.	2070	1931	1898	1769	1609	1424	1314	795	288		1020	5.8	635
		SONES Rt. Ang.	11.1	10.3	10.1	9.7	9.4	9.2	8.5	7.0	6.7				

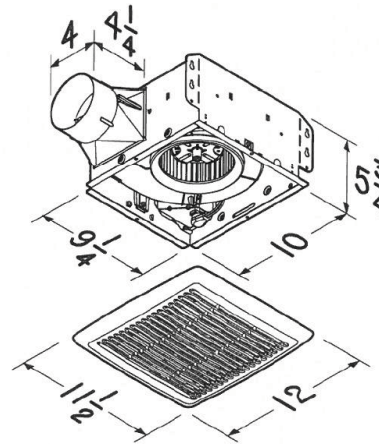
Performance ratings include the effects of inlet grille and backdraft damper in the airstream. Speed (RPM) shown is nominal. Performance is based on actual speed of test. The sound ratings shown are loudness values in fan sones at 5' (1.5m) in a hemispherical free field calculated per AMCA Std. 301. Values shown are for Installation Type B: Free inlet fan sone levels. Performance shown is for Installation Type B: Free inlet, Ducted outlet.



WEIGHT

MODEL NO.	SHIPPING WT.
ZQ2005N	89 lbs.

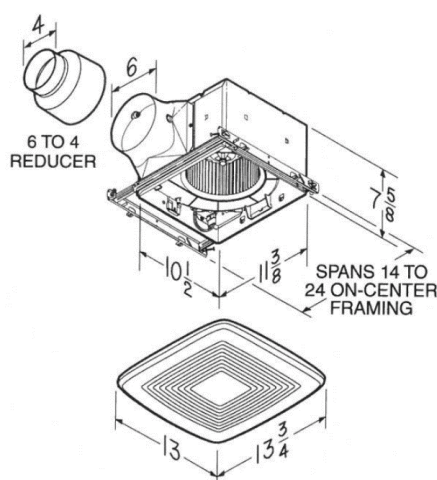
ZQ75 | LOW FLOW CEILING FAN



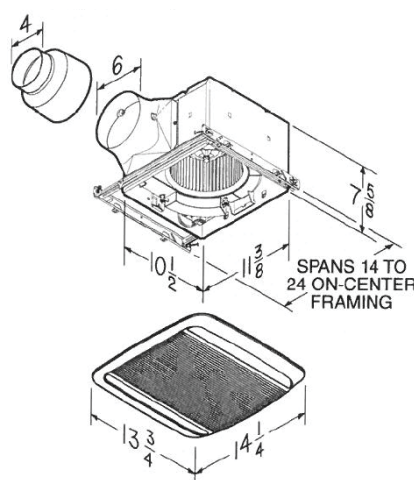
Model	Performance @ Static Pressure (SP) - Inches Water Gauge											Volts	Hz.	Nominal RPM
	0.000" SP		0.100" PS			0.125" SP		0.250" SP		0.375" SP				
	CFM	Sones	CFM	Sones	Watts	CFM	Sones	CFM	Sones	CFM	Sones			
Z2-E	87	1.0	76	1.5	26	72	1.5	56	2.5	38	3.0	120	60	840

- (1) Speed (RPM) shown is nominal. Performance is based on actual speed of test.
- (2) Performance certified is for installation type B - Free Inlet, Ducted Outlet.
- (3) Performance ratings include the effects of an inlet grille and backdraft damper in the airstream.
- (4) The sound ratings shown are for loudness values in spherical sones at 1.5 m (5 ft) in a spherical free field calculated per Annex B of AMCA 311. Values shown are for Installation type B: free inlet spherical sone levels.

ZQ80(L)-GPE AND ZQ110(L)-GPE DIMENSIONS AND PERFORMANCE



Zephyr Quiet | ZQ80, ZQ110



Zephyr Quiet Light | ZQ80L, ZQ110L

Model	Duct Size	Performance @ Static Pressure(Ps) - Inches Water Gage													Volts	Hz.	Nominal RPM
		0.100" Ps			0.125" Ps		0.250" Ps		0.375" Ps		0.500" Ps		0.625" Ps				
		CFM	Sones	Watts	CFM	Sones	CFM	Sones	CFM	Sones	CFM	Sones	CFM	Sones			
ZQ80-GPE	4" Round	80	< 0.3	7.8	80	0.3	80	1.0	78	1.8	64	2.4	37	3.0	120	60	985
	6" Round	80	< 0.3	6.1	80	<0.3	80	0.6	78	1.4	66	2.2	38	3.0	120	60	935
ZQ110-GPE	6" Round	110	< 0.3	8.4	110	<0.3	109	1.4	100	2.3	62	3.0	28	3.6	120	60	940
ZQ80L-GPE	4" Round	80	<0.3	8.3	80	0.3	79	0.9	79	1.6	62	2.1	34	2.6	120	60	1020
	6" Round	80	<0.3	6.7	80	<0.3	79	0.6	79	1.3	70	2.1	37	2.6	120	60	980
ZQ110L-GPE	6" Round	110	0.3	9.3	110	0.4	110	1.1	93	1.9	57	2.6	22	3.4	120	60	980

- (1) Speed (RPM) shown is nominal. Performance is based on actual speed of test.
- (2) Performance certified is for installation type B - Free Inlet, Ducted Outlet.
- (3) Performance ratings include the effects of an inlet grille and backdraft damper in the airstream.
- (4) The sound ratings shown are for loudness values in spherical sones at 1.5 m (5 ft) in a spherical free field calculated per Annex B of AMCA 311. Values shown are for Installation type B: free inlet spherical sone levels.

PENNBARRYPRODUCTSOLUTIONS



Commercial

- Roof & wall exhaust centrifugal fans
- Ceiling, wall, & inline centrifugal fans
- Roof supply centrifugal fans
- Square & round centrifugal fans
- Wall mounted axial fans
- Hooded roof axial fans
- Upblast roof axial fans
- Gravity ventilators
- Roof curbs



Industrial

- Freestanding centrifugal fans
- Industrial & material handling fans
- Tubular centrifugal inline fans
- Mixed flow centrifugal fans
- Plug & plenum fans
- Wall mounted propeller fans
- Tube axial fans
- Vane axial fans
- Bifurcator fans
- Lab exhaust



Kitchen ventilation

- Make-up air units
- Exhaust fans



Energy recovery

- Outdoor units
- Indoor units

PennBarry is proud to be your preferred manufacturer of commercial and industrial fans and blowers. Learn how PennBarry can assist you in your next application by contacting your PennBarry Representative or visiting us on the web at www.pennbarry.com

PennBarry | www.pennbarry.com | pennbarrysales@pennbarry.com | Tel 972 212 4700 | Fax 972 212 4702

PennBarry reserves the right to make changes at any time, without notice, to models, construction, specifications, options and availability. This document illustrates the appearance of PennBarry products at the time of publication. View the latest updates on the PennBarry website.

© 2018 PennBarry. All rights reserved. ZEPHYR QUIET SEPTEMBER 2020.



PENNBARRY™