



CHIU CHAU ENTERPRISE Co., Ltd.

**SAF-B**

SAF-B December 2021

## Double Inlet Airfoil Centrifugal Fan



Chiu Chau Enterprise Co., Ltd. certifies that the SAF-B Backward Centrifugal Fan shown herein are licensed to bear the AMCA Seal. The ratings shown are based on tests and procedures performed in accordance with AMCA Publication 211 and AMCA Publication 311 and comply with the requirements of the AMCA Certified Ratings Program.

**Quality Reputation Service**

# Prospectus

---

Idea of operation: Prime in authentication,  
everlasting operation

Quality policy: Good quality, customer  
`satisfaction

In the beginning of this instruction, first we thank for the support given from all parties, we always keep good contact with old customers and exploit new market aggressively, realize continue, stable and coordinate development. The agreement contracted, proceeds, income after taxed both create peak in history. In order to affirm the foundation, we passed ISO 9001 quality management system accreditation. We prime the motto of “authentication, everlasting operation, good quality, customer satisfaction” as subject of national economy, providing first class product to society.


## Product Feature

---

- Production equipment: dynamic balance calibration unit, hydraulic bending bed, hydraulic shear, level lathe, plasma cutting unit, CO2 electric welding set screw press, Argon welding set.
- Testing equipment: spectrum analyzer, laser aiming unit, thermal linear anemometer, noise decibel gauge, U tube, electronic pressure gauge, thermometer, tachometer, Pitot tube, diaphragm gauge, caliper.
- Education & training: monthly fixed 4 hours on-job training, invited professional lecturer, the contents of the program include professional know-how, production management, quality control and so on. Two or three persons are selected to attend visit and practice in academic unit yearly.
- Quality control: meet ISO 9001 quality management system.
- After sale service and handling of customer complaint: We provide customer service and maintenance service department exclusive for requirement of after sale service and handling of emergency incident., proceed subject to each customer complaint case, failure determination, cause analysis, trouble shooting, case classification and management. Cope with periodical maintenance of the user yearly.



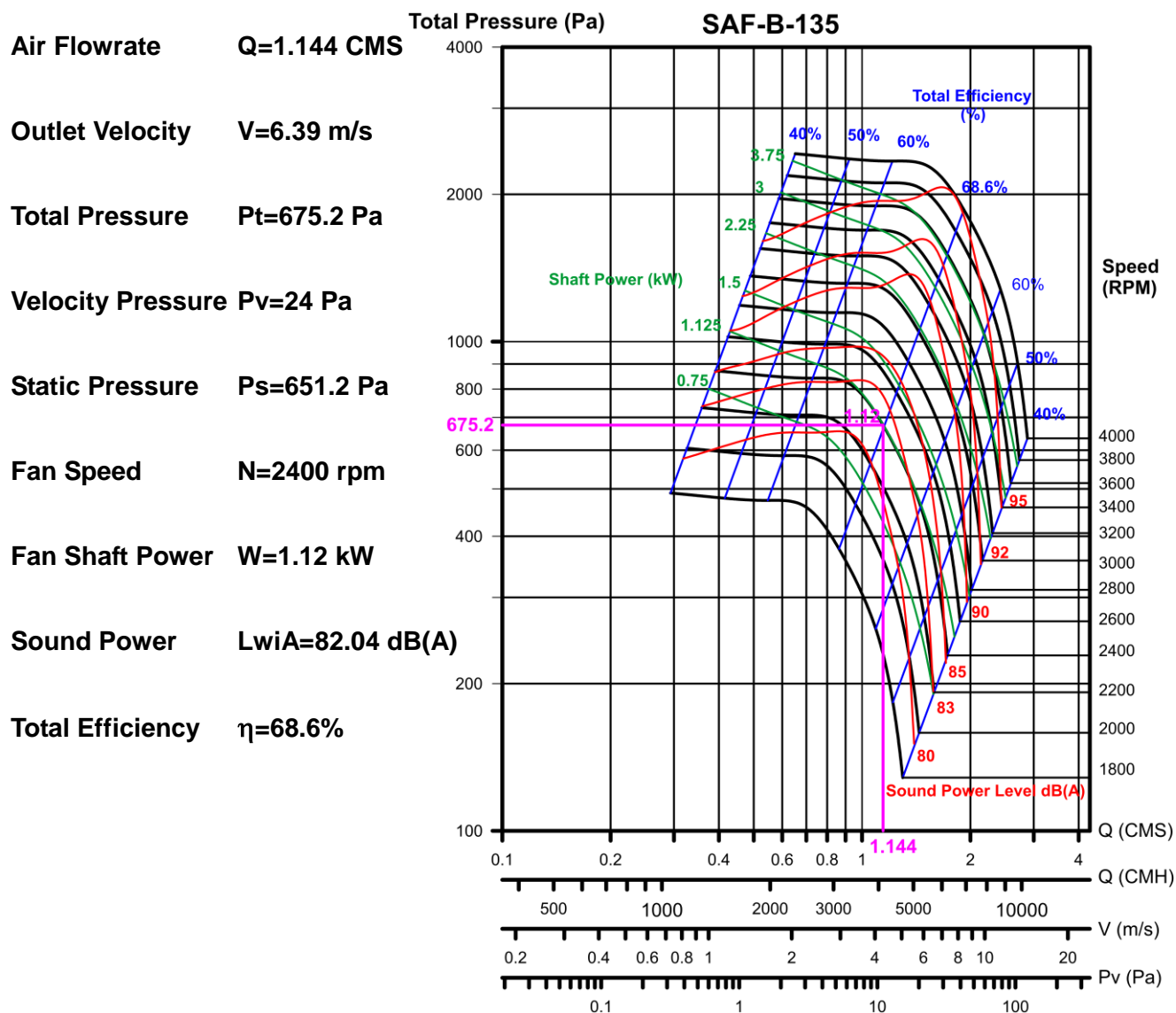
## SAF-B Series



- This is improved turbine model, high efficiency and fixed load, resist to motor overload, with lowest noise in all model. Applicable in ordinary ventilation such as air conditioned of common office building, air delivery of various kiln.
- Max air volume up to 100000 CFM.
- Max. static pressure up to 30 inWg.

# Example of Fan Curve Reading

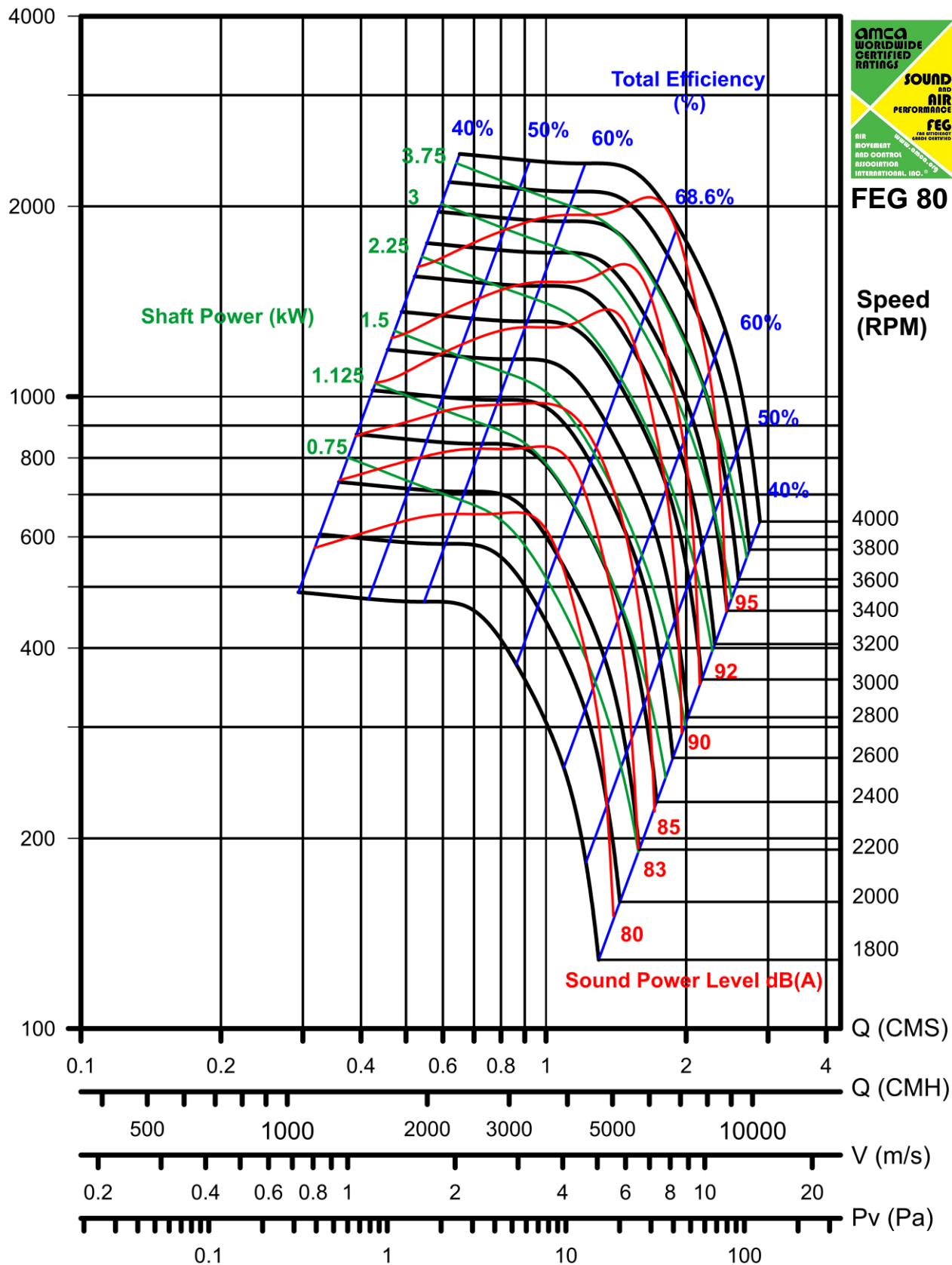
## SAF-B-135 (Inlet Sound Power)



Performance certified is for Installation Type B, free inlet, ducted outlet. Power rating (kW) does not include transmission losses. Performance ratings do not include the effects of appurtenances (accessories). The A-weighted sound ratings shown have been calculated per AMCA International Standard 301. Values shown are for inlet LwiA sound power levels for Installation Type B: free inlet, ducted outlet.

Total Pressure (Pa)

# SAF-B-135



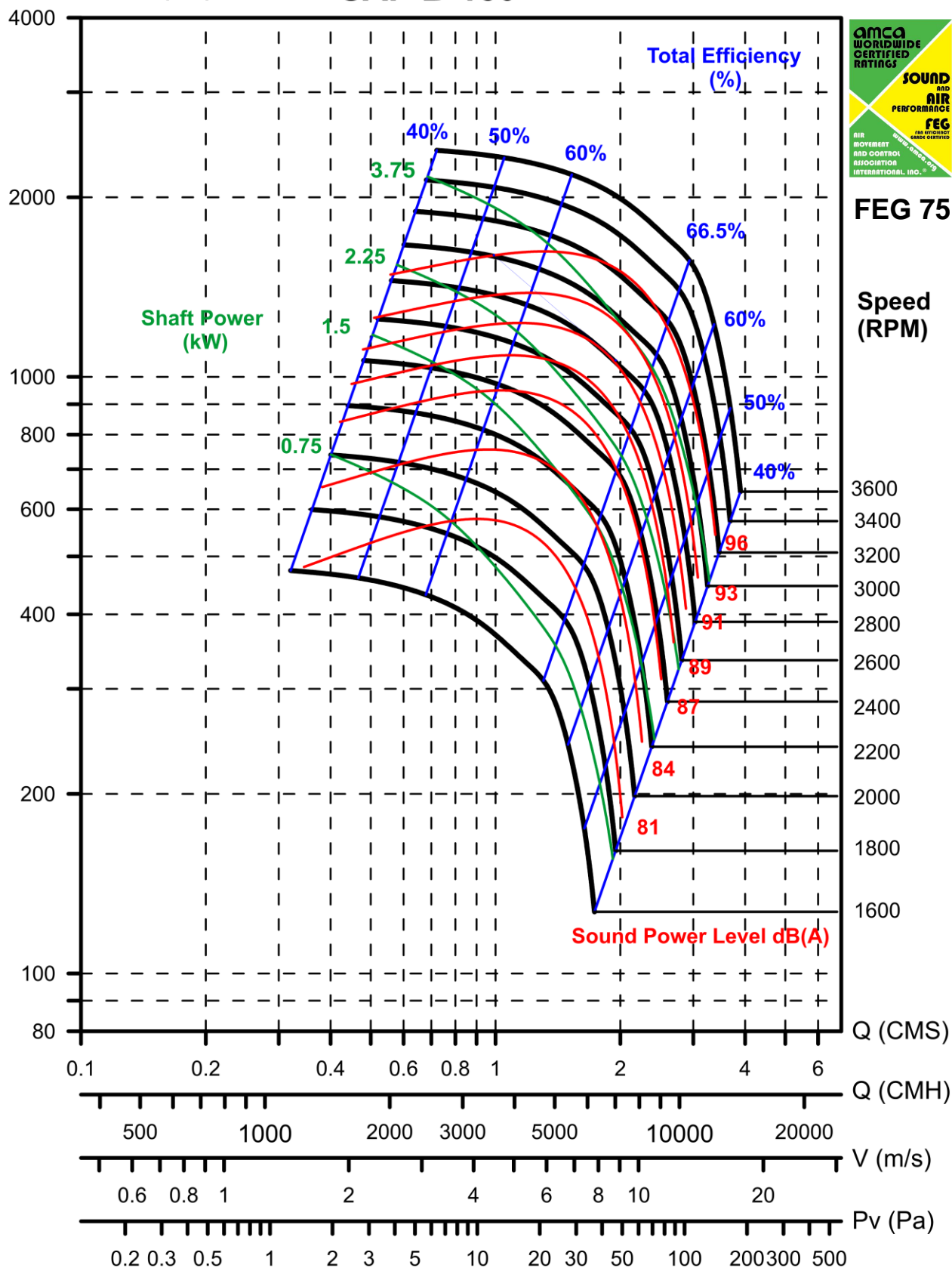
FEG 80

Speed  
(RPM)

Performance certified is for Installation Type B, free inlet, ducted outlet. Power rating (kW) does not include transmission losses. Performance ratings do not include the effects of appurtenances (accessories). The A-weighted sound ratings shown have been calculated per AMCA International Standard 301. Values shown are for inlet LwA sound power levels for Installation Type B: free inlet, ducted outlet.

Total Pressure (Pa)

# SAF-B-150



Performance certified is for Installation Type B, free inlet, ducted outlet. Power rating (kW) does not include transmission losses. Performance ratings do not include the effects of appurtenances (accessories). The A-weighted sound ratings shown have been calculated per AMCA International Standard 301. Values shown are for inlet LwA sound power levels for Installation Type B: free inlet, ducted outlet.

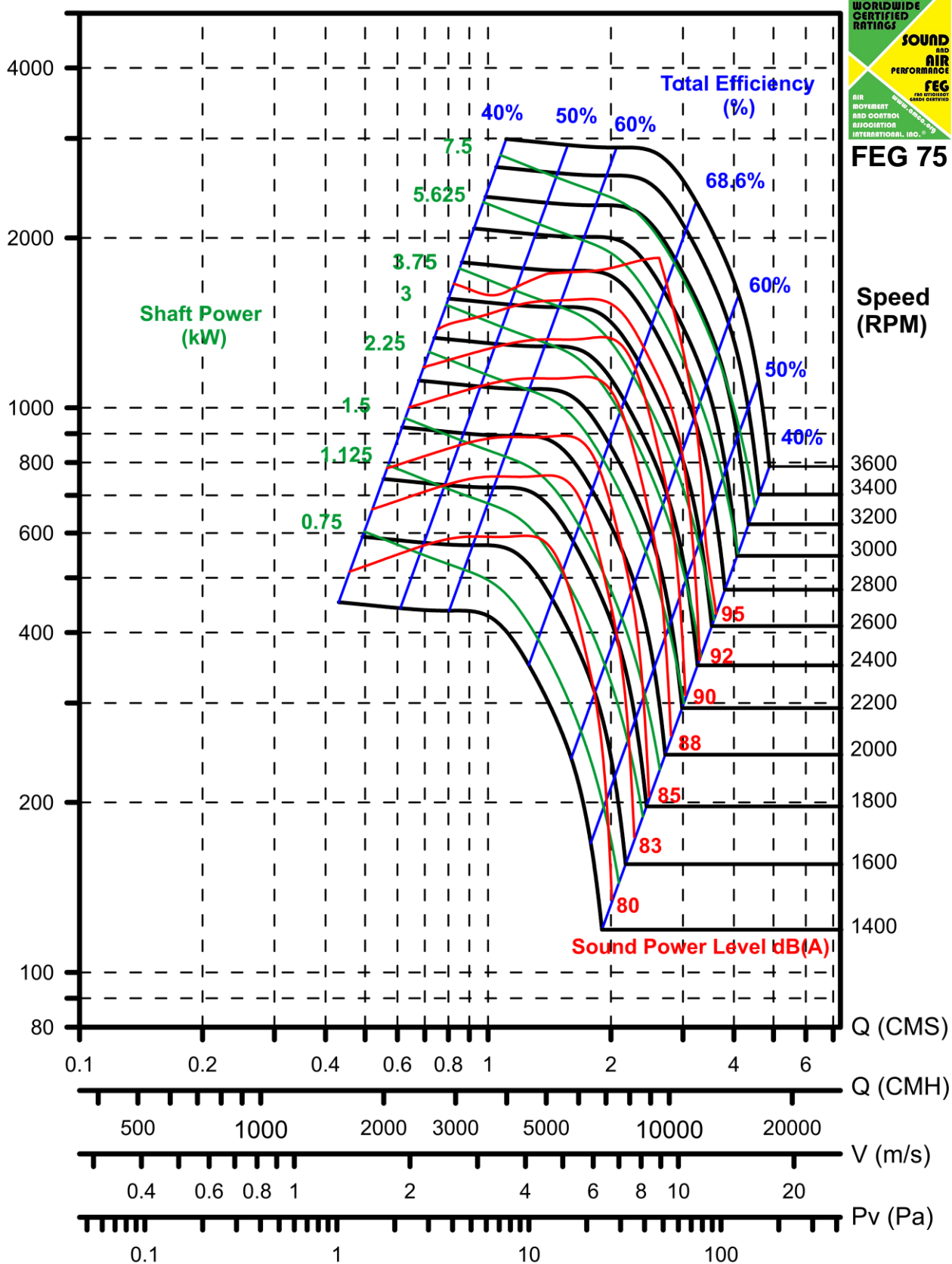


Total Pressure (Pa)

# SAF-B-165



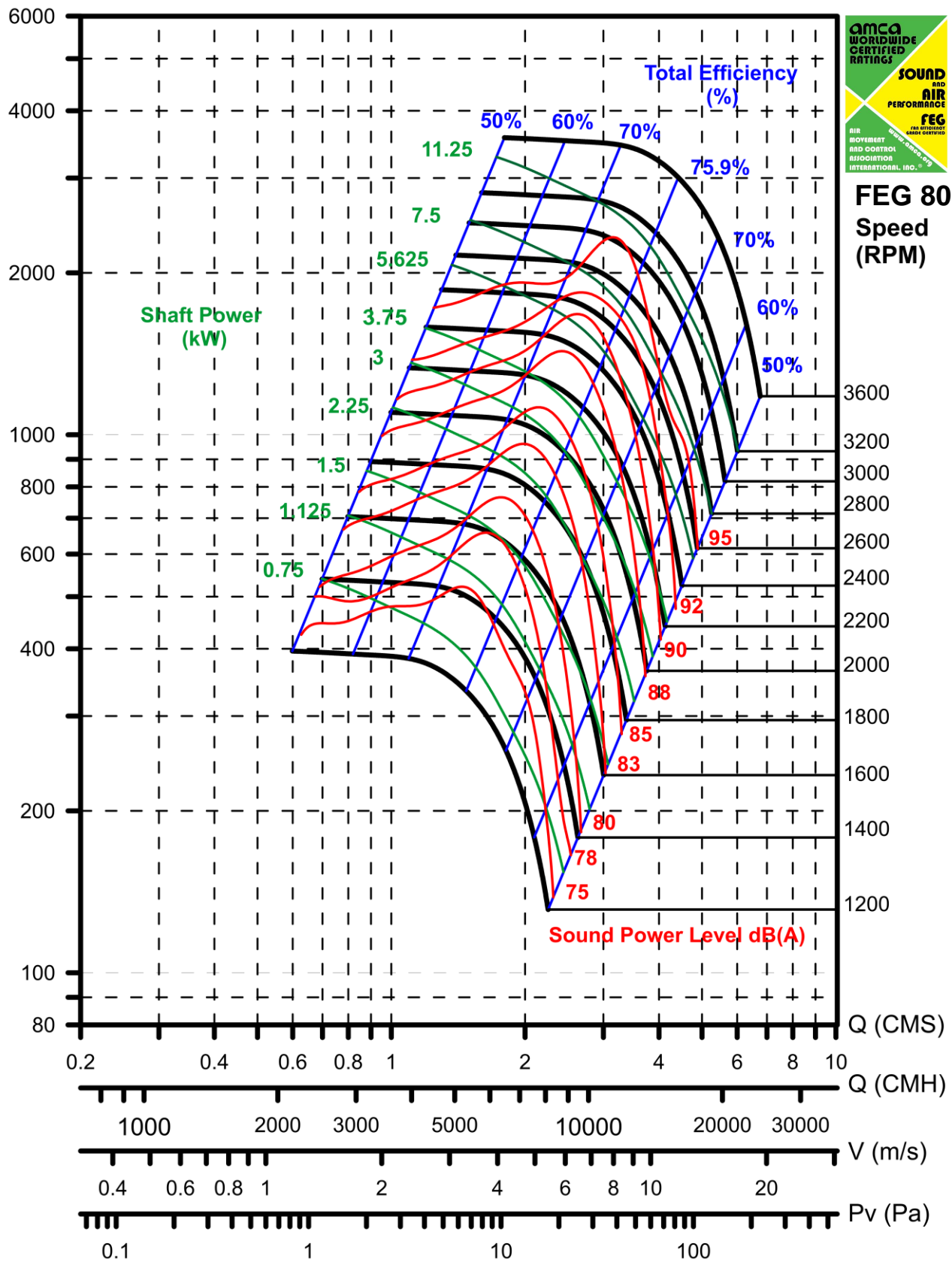
FEG 75



Performance certified is for Installation Type B, free inlet, ducted outlet. Power rating (kW) does not include transmission losses. Performance ratings do not include the effects of appurtenances (accessories). The A-weighted sound ratings shown have been calculated per AMCA International Standard 301. Values shown are for inlet LwA sound power levels for Installation Type B: free inlet, ducted outlet.

Total Pressure (Pa)

# SAF-B-182

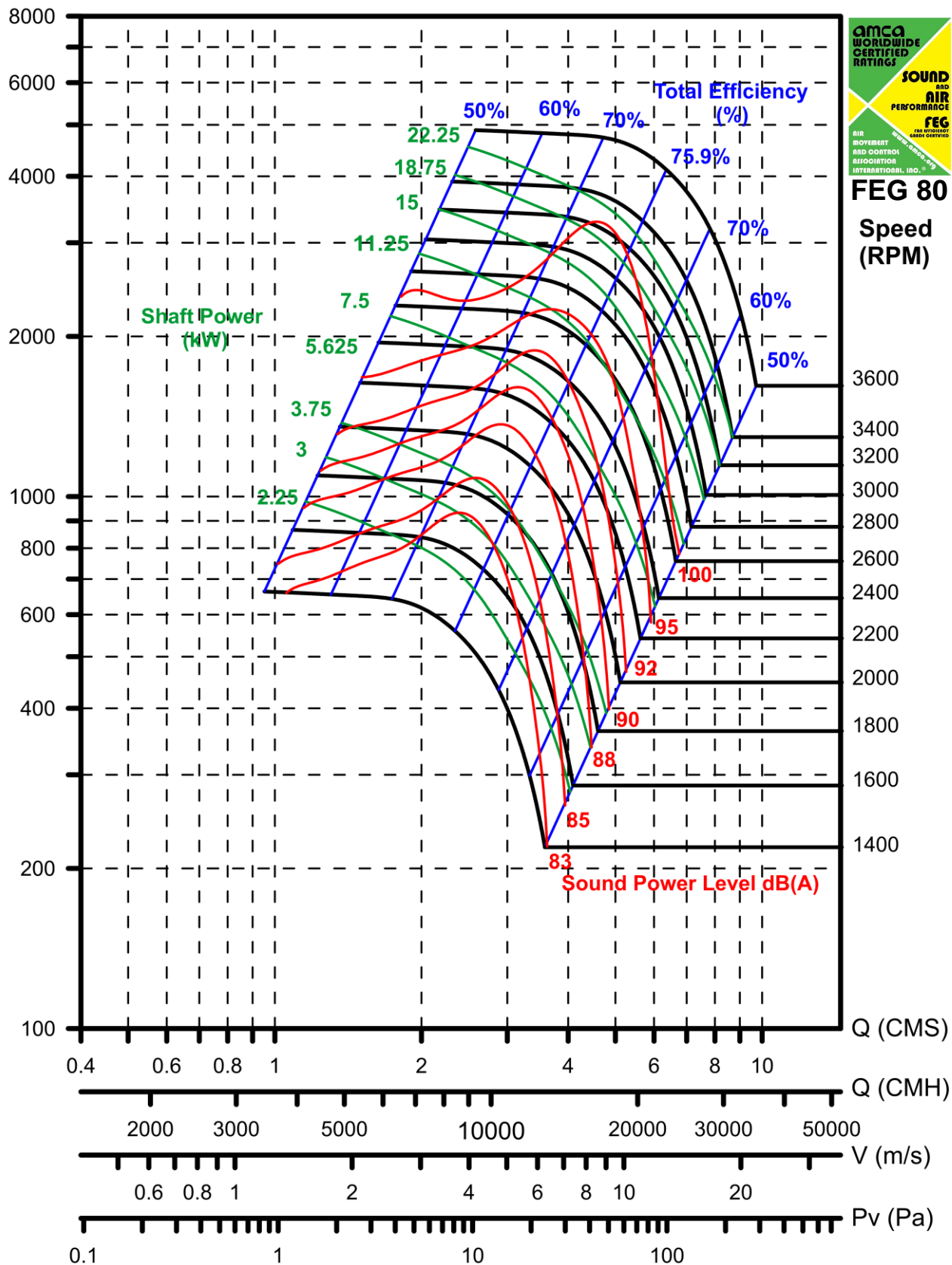


Performance certified is for Installation Type B, free inlet, ducted outlet. Power rating (kW) does not include transmission losses. Performance ratings do not include the effects of appurtenances (accessories). The A-weighted sound ratings shown have been calculated per AMCA International Standard 301. Values shown are for inlet LwA sound power levels for Installation Type B: free inlet, ducted outlet.



Total Pressure (Pa)

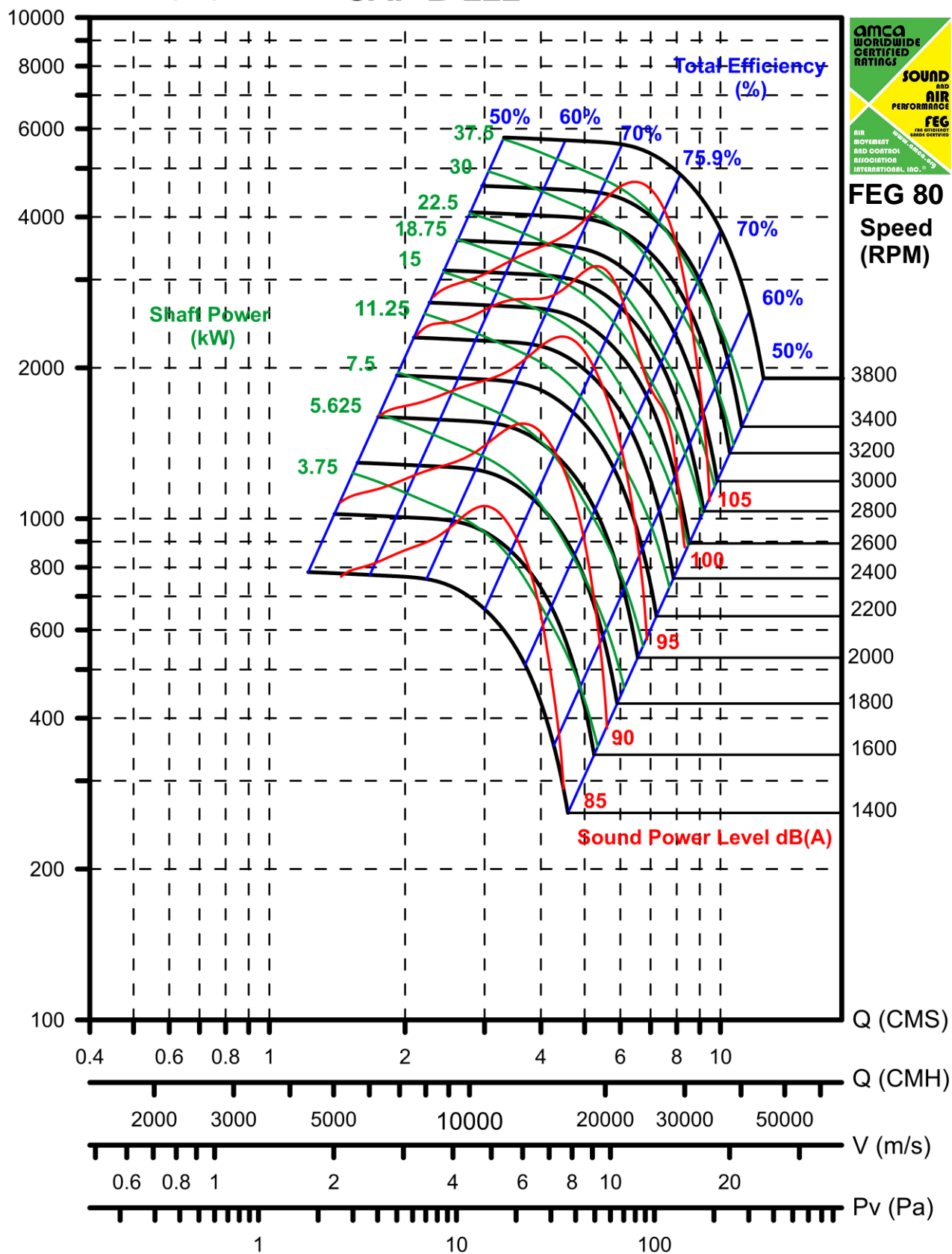
# SAF-B-200



Performance certified is for Installation Type B, free inlet, ducted outlet. Power rating (kW) does not include transmission losses. Performance ratings do not include the effects of appurtenances (accessories). The A-weighted sound ratings shown have been calculated per AMCA International Standard 301. Values shown are for inlet L<sub>wiA</sub> sound power levels for Installation Type B: free inlet, ducted outlet.

Total Pressure (Pa)

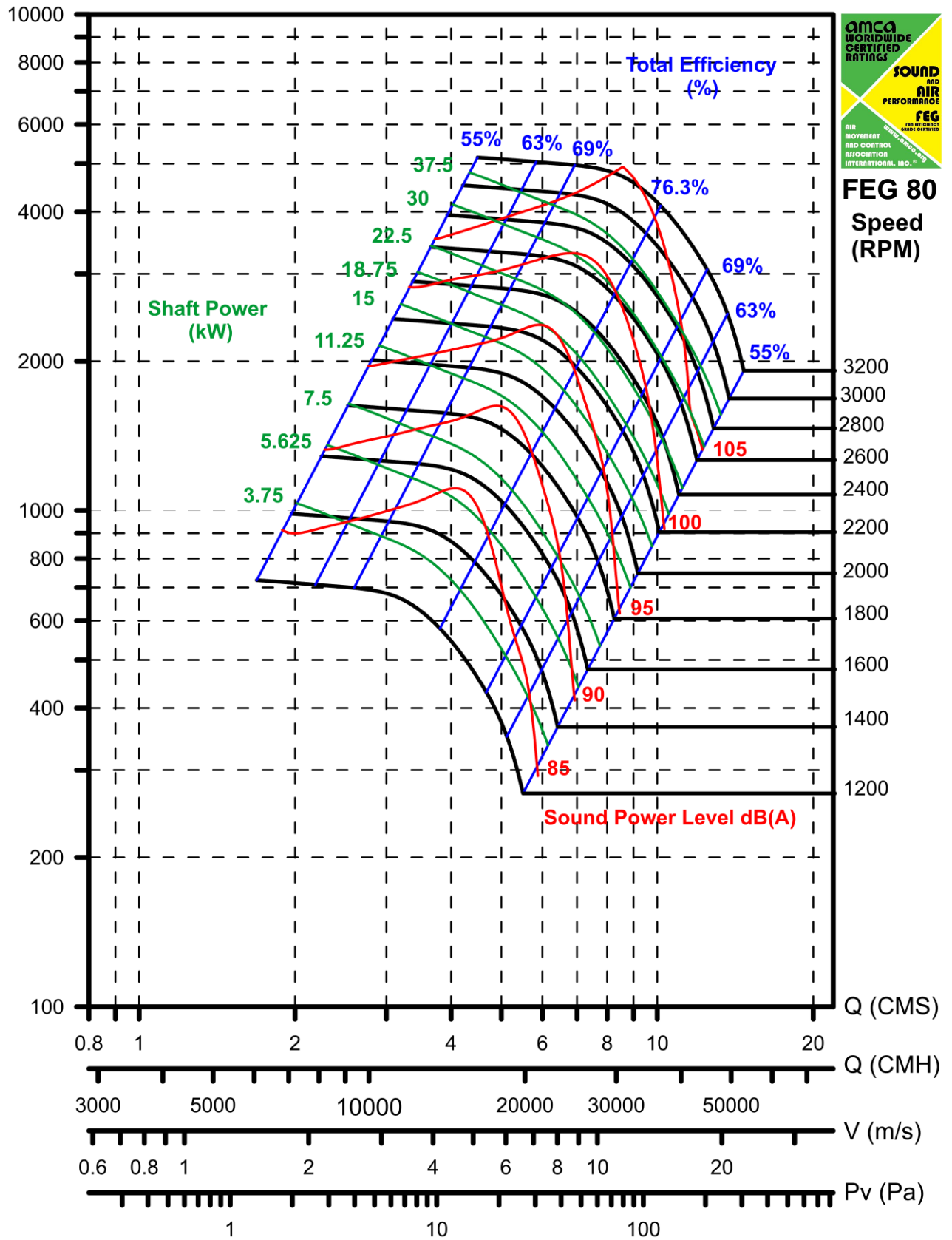
# SAF-B-222



Performance certified is for Installation Type B, free inlet, ducted outlet. Power rating (kW) does not include transmission losses. Performance ratings do not include the effects of appurtenances (accessories). The A-weighted sound ratings shown have been calculated per AMCA International Standard 301. Values shown are for inlet LwA sound power levels for Installation Type B: free inlet, ducted outlet.

Total Pressure (Pa)

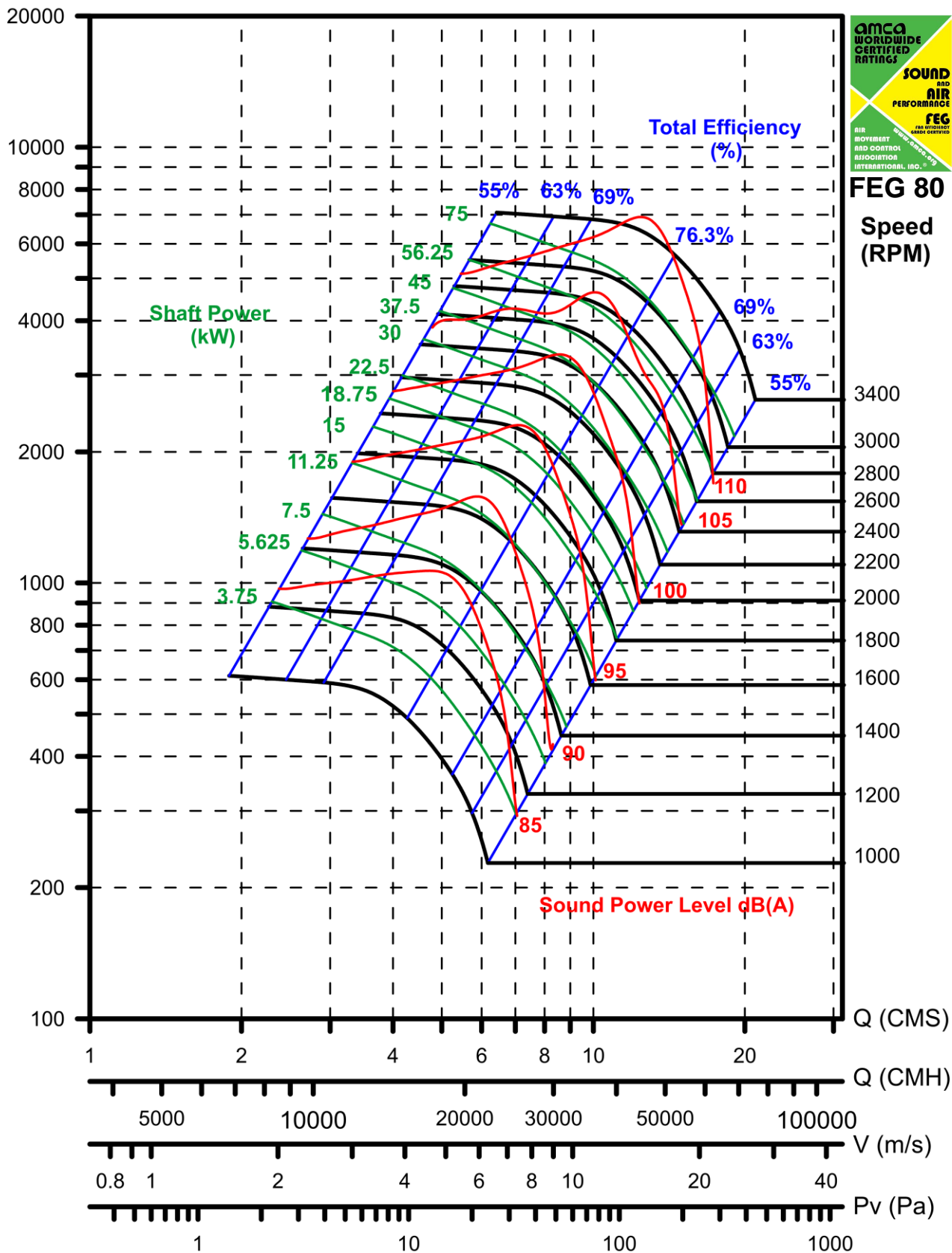
# SAF-B-245



Performance certified is for Installation Type B, free inlet, ducted outlet. Power rating (kW) does not include transmission losses. Performance ratings do not include the effects of appurtenances (accessories). The A-weighted sound ratings shown have been calculated per AMCA International Standard 301. Values shown are for inlet LwA sound power levels for Installation Type B: free inlet, ducted outlet.

Total Pressure (Pa)

# SAF-B-270



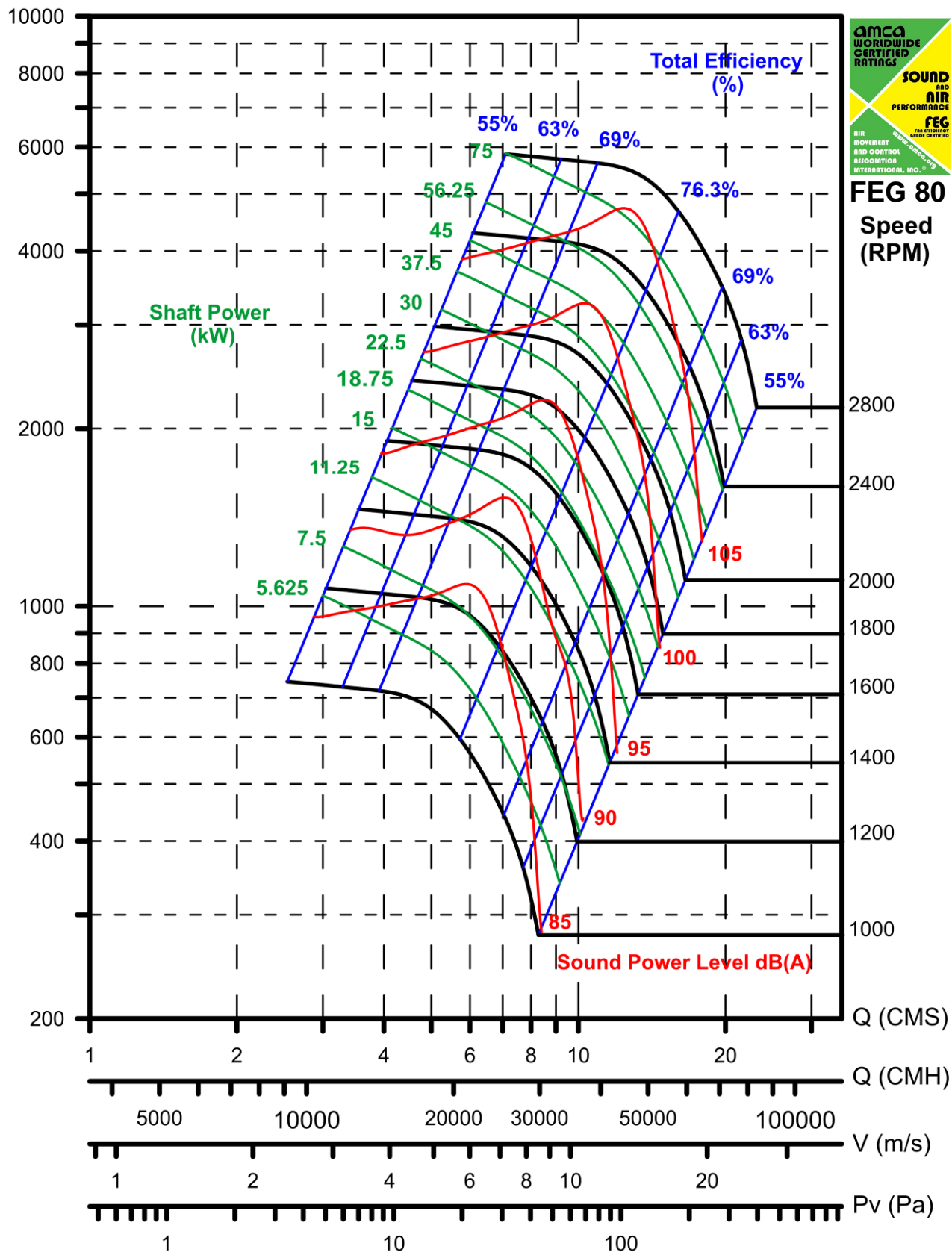
FEG 80

Speed  
(RPM)

Performance certified is for Installation Type B, free inlet, ducted outlet. Power rating (kW) does not include transmission losses. Performance ratings do not include the effects of appurtenances (accessories). The A-weighted sound ratings shown have been calculated per AMCA International Standard 301. Values shown are for inlet LwA sound power levels for Installation Type B: free inlet, ducted outlet.

Total Pressure (Pa)

# SAF-B-300

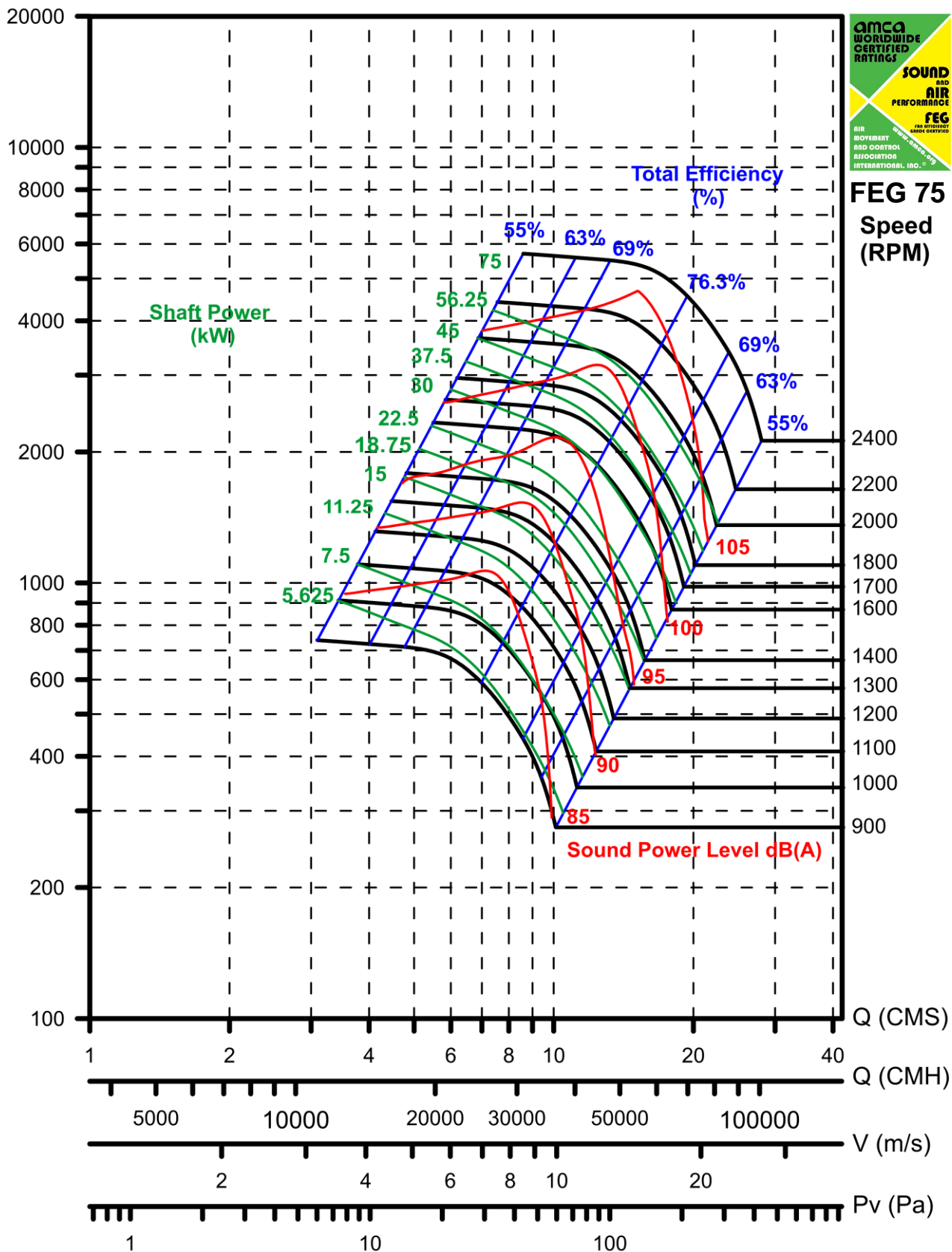


Performance certified is for Installation Type B, free inlet, ducted outlet. Power rating (kW) does not include transmission losses. Performance ratings do not include the effects of appurtenances (accessories). The A-weighted sound ratings shown have been calculated per AMCA International Standard 301. Values shown are for inlet LwIA sound power levels for Installation Type B: free inlet, ducted outlet.



Total Pressure (Pa)

# SAF-B-330

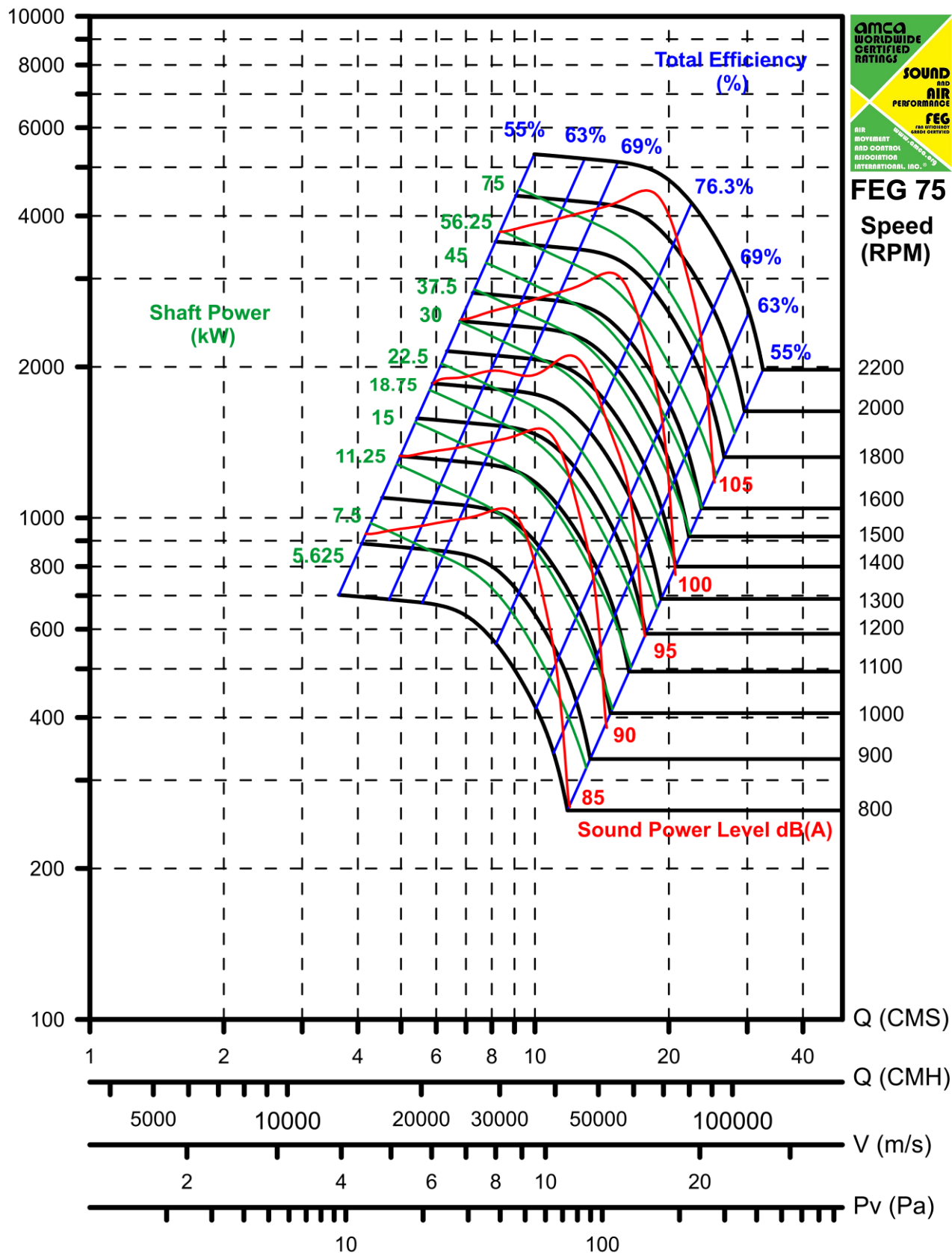


Performance certified is for Installation Type B, free inlet, ducted outlet. Power rating (kW) does not include transmission losses. Performance ratings do not include the effects of appurtenances (accessories). The A-weighted sound ratings shown have been calculated per AMCA International Standard 301. Values shown are for inlet L<sub>wiA</sub> sound power levels for Installation Type B: free inlet, ducted outlet.



Total Pressure (Pa)

# SAF-B-365



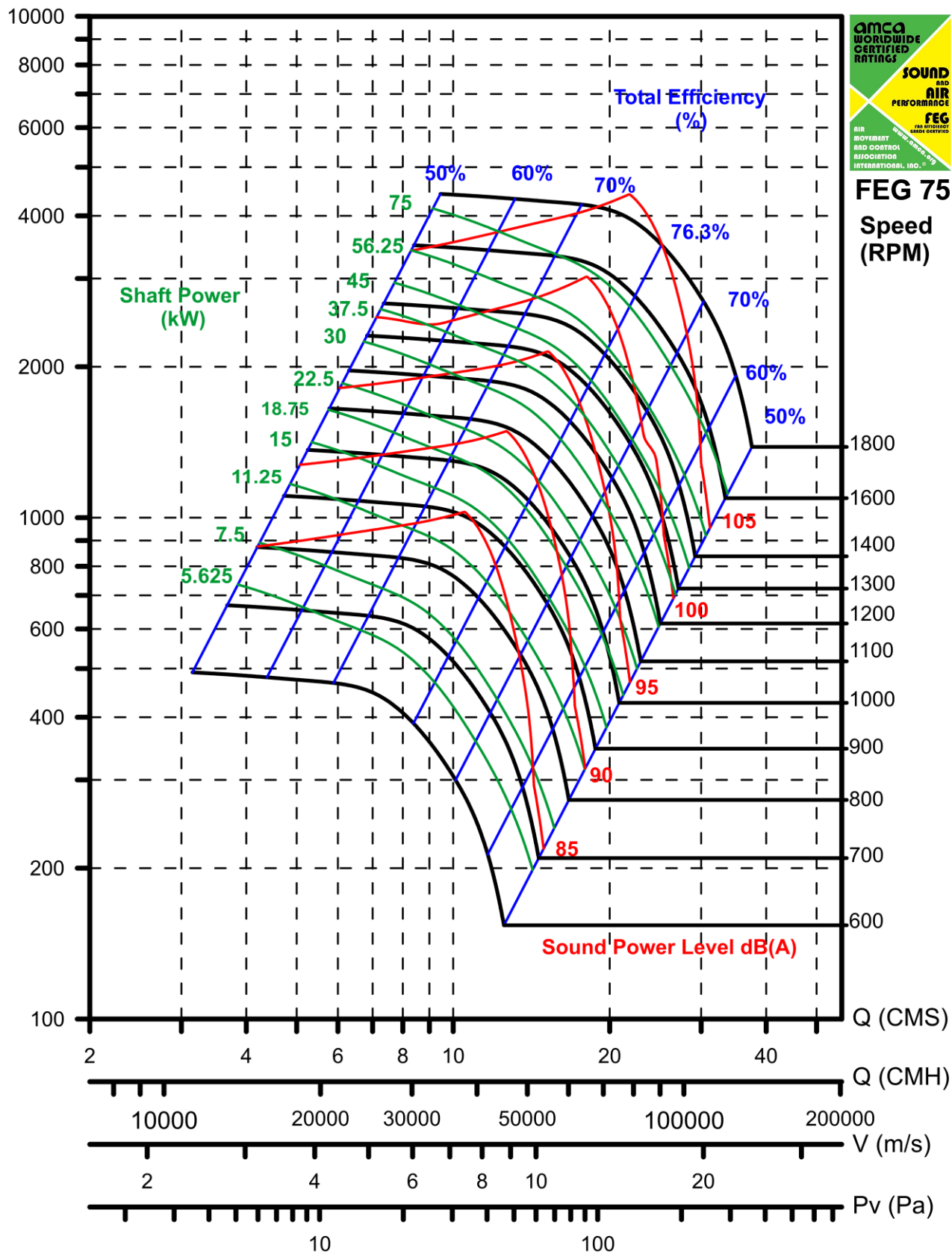
FEG 75

Speed  
(RPM)

Performance certified is for Installation Type B, free inlet, ducted outlet. Power rating (kW) does not include transmission losses. Performance ratings do not include the effects of appurtenances (accessories). The A-weighted sound ratings shown have been calculated per AMCA International Standard 301. Values shown are for inlet L<sub>wiA</sub> sound power levels for Installation Type B: free inlet, ducted outlet.

Total Pressure (Pa)

# SAF-B-402

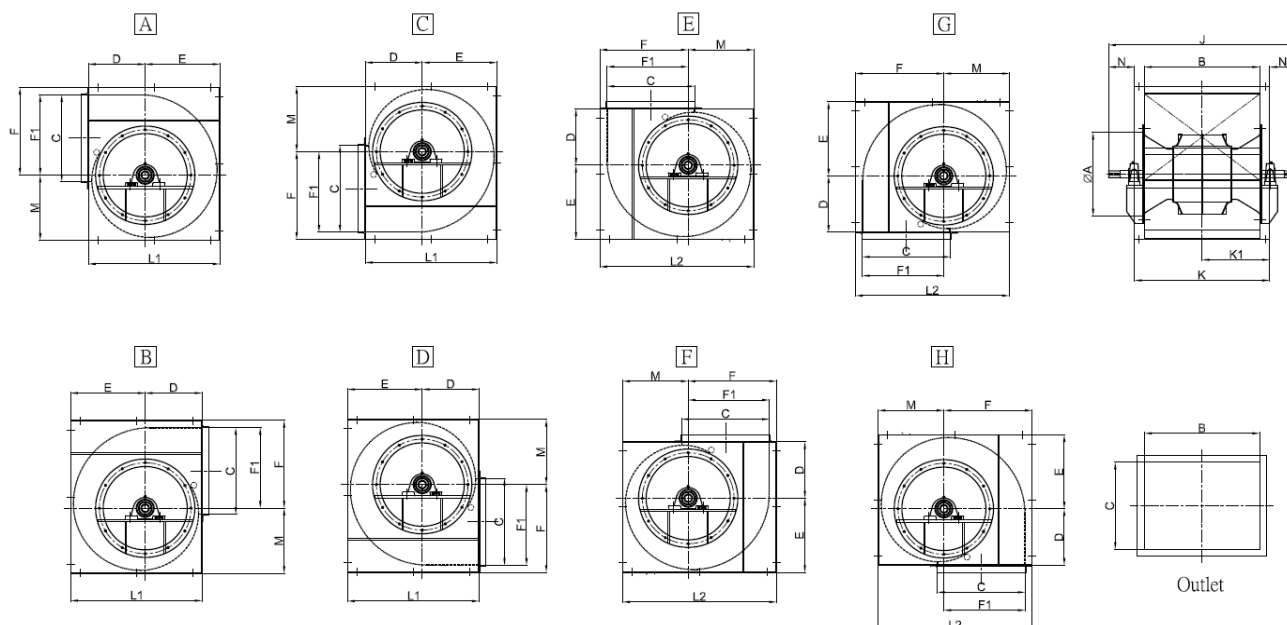


**FEG 75**  
Speed (RPM)

Performance certified is for Installation Type B, free inlet, ducted outlet. Power rating (kW) does not include transmission losses. Performance ratings do not include the effects of appurtenances (accessories). The A-weighted sound ratings shown have been calculated per AMCA International Standard 301. Values shown are for inlet LwA sound power levels for Installation Type B: free inlet, ducted outlet.



# CHIU CHAU ENTERPRISE Co., Ltd.



## Dimension List

Fan Model	Inlet	Outlet		Body							Base			
	Ø A	B	C	D	E	F	F1	J	M	N	K	K1	L1	L2
135	355	490	370	240	315	373	343	790	277	110	570	285	555	650
150	390	540	410	300	349	407	377	850	311	115	620	310	649	718
165	435	600	460	330	407	447	417	910	342	115	680	340	737	789
182	480	660	500	350	420	487	457	970	373	115	740	370	770	860
200	530	730	550	380	460	545	505	1050	405	120	810	405	840	950
222	580	800	605	430	505	592	552	1120	445	120	880	440	935	1037
245	640	890	660	470	560	653	613	1226	497	128	970	485	1030	1150
270	705	980	730	510	612	712	672	1360	543	150	1060	530	1120	1255
300	775	1080	810	560	675	782	742	1490	599	155	1180	590	1235	1381
330	860	1200	885	610	743	871	821	1640	657	155	1330	665	1353	1528
365	945	1320	980	670	814	952	902	1780	717	165	1450	725	1484	1669
402	1045	1460	1080	740	899	1045	995	1950	796	180	1590	795	1639	1841



CHIU CHAU ENTERPRISE Co., Ltd.



CHIU CHAU ENTERPRISE Co., Ltd.

Head Office: No.71, Ln. 54, Zhongxing Rd., Longtan  
Township, Taoyuan County 325, Taiwan

Tel: 886-3-479-0666 Fax: 886-3-409-1333

Email: [chiu.chau@msa.hinet.net](mailto:chiu.chau@msa.hinet.net)

[http:// www.chiuchau.com](http://www.chiuchau.com)