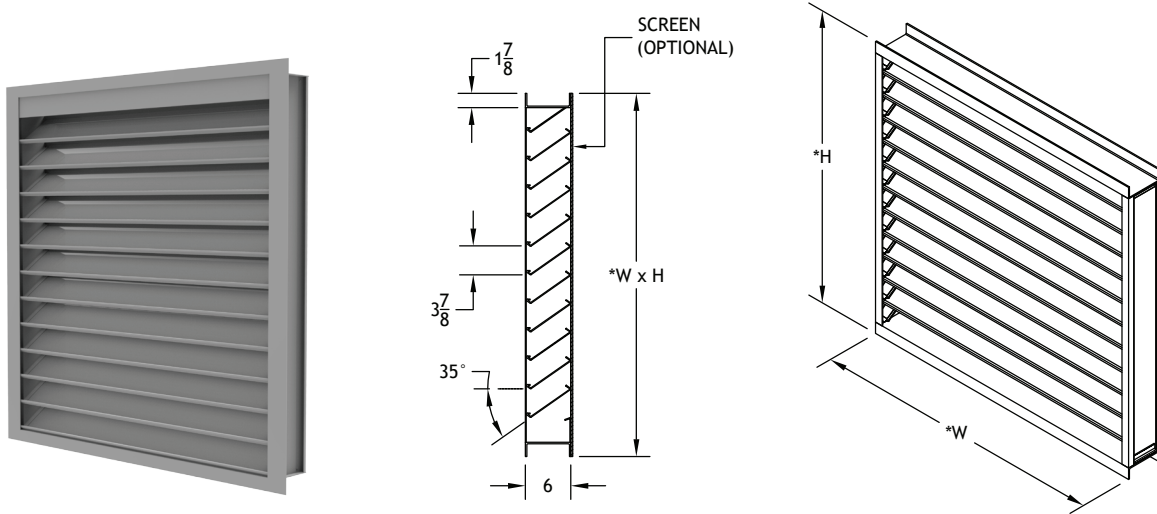


APPLICATION & FEATURES

The M.K. Plastics K-FL series is a fixed blade fiberglass drainable louver used in applications where corrosive air exists for exhaust, air supply or pressure relief. Available for in cavity wall installation, or flange mounted to exterior/interior of the wall. It can also be used on the discharge or intake side of exhaust & supply fans. Flange drilling is available as an option.



STANDARD CONSTRUCTION

FRAME

6" x 1/8" thick vinyl ester resin C-channel.

BLADE

6-3/4" x 1/8" vinyl ester resin, with built in water trap. Positioned on a 35° angle at approximately 3-7/8" centers.

SCREENS

PVC birdscreen 1" x 1" x 1/8" (standard) in a removable frame, attached to channel with 316 stainless steel fasteners. Other materials, sizes and mesh screens available - consult factory.

TEMPERATURE LIMITATION

200°F.

MINIMUM SIZE

12"W x 12"H.

MAXIMUM SIZE

Single section: 72"W x 72"H. Larger sizes available in multiple sections.

NOTES

- Custom designs and variations to the standard louver are available, consult factory for options. These may include -
 - Custom colours
 - Optional flanges
 - Extended sill
- Louver sections larger than 72" in height & width will normally be shipped in sections for field assembly. Consult submittal drawings for assembly details.
- *Width & height dimensions are approximately 1/4" under listed size, unless otherwise stated.

K-FL SUGGESTED SPECIFICATION

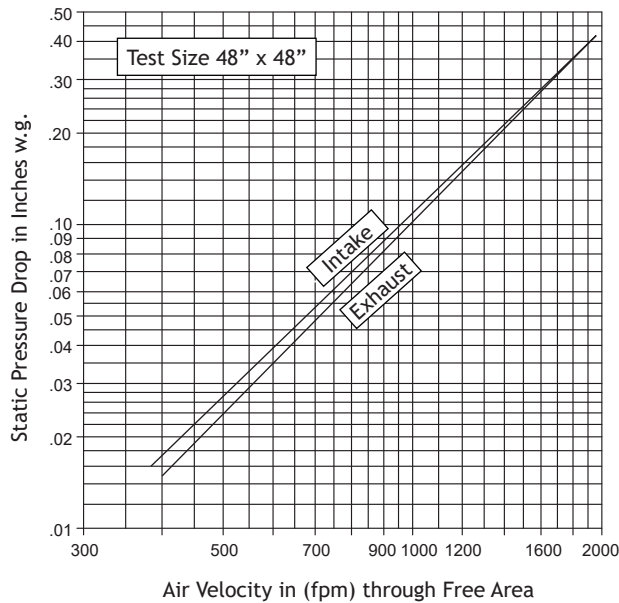
Furnish and install FRP louvers, as shown on plans or as described in the schedule as per following specifications. Louvers shall comply to ASTM D4385-84A standards, frames and blades shall be of pultruded construction. Resin used shall be flame retardant vinyl ester with a Class I flame spread rate of 25 or less. All surfaces are protected to be ultra-violet resistant. Frames shall 6" wide on all louvers, "C" channel type with 1/8" wall thickness. Louver blades shall be of 1/8" thick, 6-3/4" wide on 35° angle approximately 3-7/8" center-to-center. Fixed blade fiberglass louvers shall be M.K. Plastics Corporation model K-FL or equivalent. Published louver performance data bearing the AMCA certified ratings seal for Air Performance & Water Penetration must be submitted for approval prior to fabrication, equal to or less than the specified model. Louver must carry the AMCA Certified Ratings Seal for Air Performance & Water Penetration.

PERFORMANCE DATA

AMCA Standard 500 provides a reasonable basis for testing and rating louvers. Testing to AMCA 500 is performed under a certain set of laboratory conditions. This does not guarantee that other conditions will not occur in the actual environment where louvers are being used. The louver system should be designed with a reasonable safety factor for performance. To ensure protection from water carryover, design with a performance level slightly below maximum required pressure drop and 0.01 oz./sq.ft of water penetration.

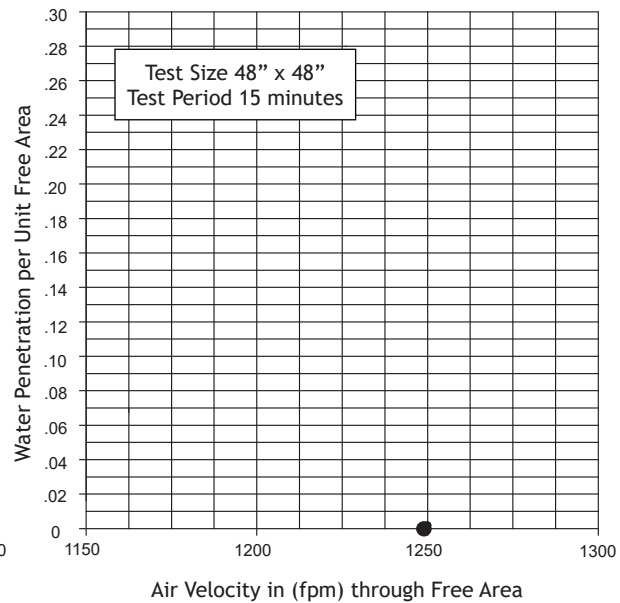
AIRFLOW RESISTANCE

(Standard Air - 0.075 lb/ft²)



WATER PENETRATION


(Standard Air - 0.075 lb/ft²)



NOTE: Please refer to Free Area Chart on Page. 3

AMCA Water Penetration Test provides a method for comparing various louver models and designs as to their efficiency in resisting the penetration of rainfall under laboratory test conditions. The beginning point of water penetration is defined as that velocity where the water penetration curve projects through 0.01 oz. of water (penetration) per sq.ft of louver free area.

NOTE: Actual beginning point of water penetration for model K-FL is 1239 fpm at 0.005 (oz./ft²), free area velocity. Test stopped at 1250 fpm.



M.K. Plastics Corporation certifies that the K-FL series louver shown herein are licenced to bear the AMCA Seal. The ratings shown are based on tests and procedures performed in accordance with AMCA Publication 511 and comply with the requirements of the AMCA Certified Ratings Program. The AMCA Certified Ratings Seal applies to Air Performance and Water Penetration ratings.

FIBERGLASS FIXED BLADE LOUVER

92-01-September 2021



Model K-FL

FREE AREA CHART (Sq.ft)

| Louver Width in Inches | | Free Area (Ft ²) | | | | | | | | | |
|------------------------|------|------------------------------|------|------|------|-------|-------|-------|-------|-------|-------|
| OD (in) | 12 | 18 | 24 | 30 | 36 | 42 | 48 | 54 | 60 | 66 | 72 |
| 12 | 0.17 | 0.27 | 0.38 | 0.49 | 0.59 | 0.70 | 0.80 | 0.91 | 1.02 | 1.12 | 1.23 |
| 18 | 0.46 | 0.75 | 1.04 | 1.32 | 1.61 | 1.90 | 2.19 | 2.48 | 2.77 | 3.06 | 3.35 |
| 24 | 0.67 | 1.09 | 1.52 | 1.94 | 2.37 | 2.79 | 3.21 | 3.64 | 4.06 | 4.48 | 4.91 |
| 30 | 0.92 | 1.49 | 2.07 | 2.65 | 3.23 | 3.81 | 4.38 | 4.96 | 5.54 | 6.12 | 6.70 |
| 36 | 1.17 | 1.92 | 2.66 | 3.40 | 4.14 | 4.88 | 5.62 | 6.37 | 7.11 | 7.85 | 8.59 |
| 42 | 1.38 | 2.25 | 3.12 | 3.99 | 4.86 | 5.73 | 6.60 | 7.47 | 8.34 | 9.21 | 10.08 |
| 48 | 1.68 | 2.73 | 3.79 | 4.85 | 5.91 | 6.97 | 8.03 | 9.09 | 10.14 | 11.20 | 12.26 |
| 54 | 1.88 | 3.07 | 4.26 | 5.44 | 6.63 | 7.82 | 9.01 | 10.20 | 11.38 | 12.57 | 13.76 |
| 60 | 2.14 | 3.48 | 4.83 | 6.18 | 7.53 | 8.88 | 10.23 | 11.58 | 12.93 | 14.28 | 15.63 |
| 66 | 2.38 | 3.89 | 5.40 | 6.90 | 8.41 | 9.91 | 11.42 | 12.92 | 14.43 | 15.94 | 17.44 |
| 72 | 2.59 | 4.23 | 5.87 | 7.51 | 9.15 | 10.78 | 12.42 | 14.06 | 15.70 | 17.34 | 18.97 |

* Unit furnished 1/4" smaller than given opening dimensions, unless specified.

| Item No. | QTY | Size | | Screen | | Comments & Variations |
|-----------|-----|--------------|----|--------|---------------------|-----------------------|
| | | *W | *H | PVC | 304 Stainless steel | |
| 1. | | | | | | |
| 2. | | | | | | |
| 3. | | | | | | |
| 4. | | | | | | |
| 5. | | | | | | |
| 6. | | | | | | |
| 7. | | | | | | |
| 8. | | | | | | |
| 9. | | | | | | |
| 10. | | | | | | |
| 11. | | | | | | |
| 12. | | | | | | |
| Project: | | M.K. Job No: | | | | |
| Engineer: | | Date: | | | | |
| Rep: | | | | | | |

Copyright© 2021 M.K. Plastics Corporation
92-01-September 2021