

BC 06



**BETEC CAD.**

## Acoustic Louvers



Selected Products of the company have been Classified / Listed / Tested by various international testing authorities.



## Table Of Contents

S. No	Description	Page No
1	General Information	1
2	Acoustic Louver - B10 Series	2
3	Acoustic Louver - B20 Series	3
4	Acoustic Louver - B30 Series	4
5	Acoustic Louver - B40 Series	5-6
6	Engineering and Performance Data	7-16
7	Installation Details	17

Selected Products of the company have been Classified / Listed / Tested by various international testing authorities.



## Acoustic Louvers and Panels

**BETEC CAD.** Acoustic louvers are used to reduce mechanical equipment noise transmitted through building openings, from openings in acoustic enclosures, generator rooms and barrier walls. Our acoustic louvers are available in Galvanized steel, Aluminium construction or Stainless Steel with various surface finishes in order to meet project architectural requirements.

Typical applications are silencing for outside air intake or exhaust air openings, ventilation openings in acoustical enclosures and barriers around cooling towers, air-cooled chillers and outdoor equipments.


**BETEC CAD.** Acoustic Panels are designed to reduce excessive reverberation of noise in large spaces. They also can be used in mechanical rooms and other spaces that require sound level reduction.

### Applications


Acoustic Louvers are suitable for fresh air intake as well as noise barrier to exterior.

Due to its low pressure loss design, these louvers are suitable to the Generator rooms for air intake or discharge openings for natural or forced ventilation system.

Stainless steel SS 304 / SS 316 louvers are suitable for highly corrosive environment such as off shore areas.



Acoustic Louver



Acoustic Panel

Standard Types and Models				
Item	Series	Type	Construction	Application
AL	B - 10	Single Bank	G,A*,S	Louvers for Noise Control
		Double Bank		
AL	B - 20	Single Bank	G,A*,S	Louvers for Noise Control
		Double Bank		
AL	B - 30	Single Bank	G,A*,S	Louvers for Noise Control
AP	B - 40	1	G,A*	Industrial Applications, Studios & Hotels
		2		

### Material Details

All types and models of acoustic louvers are available in Galvanized Steel, Stainless Steel & Aluminium according to the design and application.

### Sheet Metal Galvanized Steel (GI)

Zinc coating Z-22 to Z-27 as per **ASTM-A653** Standards.

### Sheet Metal Aluminium (AL)

Aluminium Sheet as per Alloy **A1100** Standards.

### Sheet Metal Stainless Steel (SS)

Stainless steel **304 / 316L**.

**Note:** \*Indicates **BETEC CAD's** Standard Construction.

\*\*Indicates **BETEC CAD's** AMCA Tested Models.

### Insulation

Acoustic infill media is of superior quality, non combustible and has fungi resistant characteristics complying to ASTM C 612.

**The respective alphabet indicates the type of material.**

**G** - Galvanized steel (**GI**)

**S** - Stainless steel (**SS**)

**A** - Aluminum (**AL**)

**BETEC CAD's** Acoustic Louvers are tested as per **ANSI / AMCA** standards **500-L-12** and **500-L-07** for **Pressure Drop** and **Water Penetration** respectively.

Selected Products of the company have been Classified / Listed / Tested by various international testing authorities.



## Acoustic Louver - AL

Models : AL-AB-10-100A; AL-ADB-10-300A

Single Bank Depth (D) : 100 to 450 mm

Double Bank Depth (D) : 300 to 600 mm

Type : A - Hole Perforations 3 mm\*; B - Hole Perforations 5 mm

**BETEC CAD.** B-10 Series Acoustic louvers are used as a part of Intake / Exhaust air system of building equipments to reduce noise generated by the system.

### Standard Construction

#### Frame

1.2 mm aluminium sheet.

#### Blade

Double skin blade type with outer face 0.9 mm aluminium sheet and Inner perforated face 0.7/0.9 mm galvanized steel sheet .

#### Acoustic infill

48 kg/m<sup>3</sup> density rockwool covered with black glass tissue.

#### Finish

Mill finish

### Optional Fittings

#### Perforated sheet

Aluminium 0.9 mm thick.

#### Insulation

Fiberglass with 48 kg/m<sup>3</sup> density with 50 mm thickness.

#### Screen

G.I Steel 0.4 mm thick.

S-3 SS Bird screen

S-10 SS Fly screen

#### Finish

Available with RAL powder coating, please specify colour.

#### Supports

G.I / Al angles.

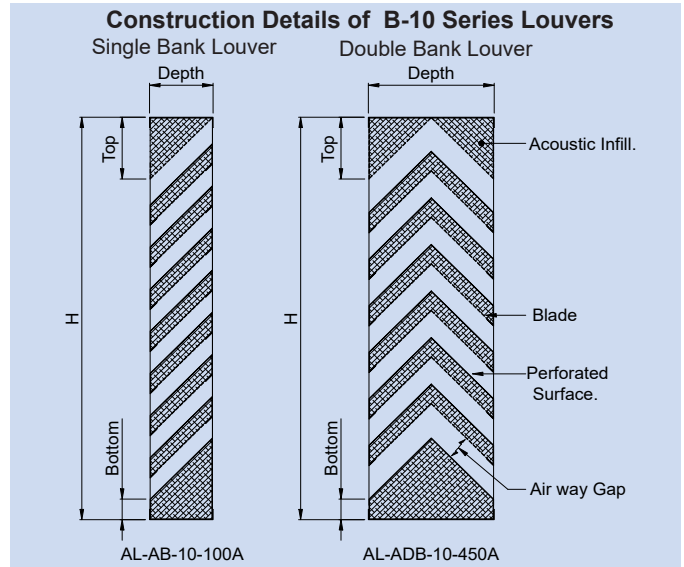
### Optional Construction

**Frame** : Thickness up to 2 mm

**Blade** : Thickness up to 2 mm

## B-10 Series

**BETEC CAD.** Industries FZC certifies that model AL-AB-10-100A/AL-ADB-10-300A acoustic louver is licensed to bear the AMCA seal. The ratings shown are based on tests and procedures performed in accordance with the requirements of the AMCA Certified Ratings Program. The AMCA seal applies to air performance, water penetration and Sound.



B - 10 Series Model Details (Single Bank)				
Model	Frame		Blade	
	Material	Thick	Material	Thick
AL-AB-10-100**	AL	1.2 mm	AL	0.9 mm
AL-AB-10-200	AL	1.2 mm	AL	0.9 mm
AL-AB-10-300	AL	1.2 mm	AL	0.9 mm
AL-AB-10-450	AL	1.5 mm	AL	1.2 mm
AL-GB-10-100	GI	0.9 mm	GI	0.7 mm
AL-GB-10-200	GI	0.9 mm	GI	0.7 mm
AL-GB-10-300	GI	0.9 mm	GI	0.7 mm
AL-GB-10-450	GI	1.2 mm	GI	0.9 mm

B - 10 Series Model Details (Double Bank)				
Model	Frame		Blade	
	Material	Thick	Material	Thick
AL-ADB-10-300**	AL	1.2 mm	AL	0.9 mm
AL-ADB-10-450	AL	1.2 mm	AL	0.9 mm
AL-ADB-10-600	AL	1.5 mm	AL	0.9 mm
AL-GDB-10-300	GI	0.9 mm	GI	0.7 mm
AL-GDB-10-450	GI	1.2 mm	GI	0.9 mm
AL-GDB-10-600	GI	1.2 mm	GI	0.9 mm

Module Details	
Module	Width x Height (mm)
Single Section Minimum	300 x 300 mm
Single Section Maximum	2.2 Mtrs x 2.2 Mtrs
Multiple	Contact <b>BETEC CAD.</b>

**Note** : Please contact **BETEC CAD.** for customized design & additional information.

## Acoustic Louver - AL

## B-20 Series

Models : AL-AB-20-100A; AL-ADB-20-300A

Single Bank Depth (D) : 100 to 450 mm; Double Bank Depth (D) : 300 to 600 mm

Type : A - Hole Perforations 3 mm\*; B - Hole Perforations 5 mm

**BETEC CAD.** B-20 Series Acoustic louvers provide significant broadband attenuation to low velocity openings while minimizing line of sight through the opening.

### Standard Construction

#### Frame

1.2 mm aluminium sheet.

#### Blade

Double skin blade type with outer face 0.9 mm aluminium sheet and Inner perforated face 0.7/0.9 mm galvanized steel sheet .

#### Acoustic infill

48 kg/m<sup>3</sup> density rockwool covered with black glass tissue.

#### Finish

Mill finish

### Optional Fittings

#### Perforated sheet

Aluminium 0.9 mm thick

#### Insulation

Fiberglass with 48 kg/m<sup>3</sup> density with 50 mm thickness

#### Screen

G.I Steel 0.4 mm thick.

S-3 SS Bird screen

S-10 SS Fly screen

#### Finish

Available with RAL powder coating, please specify colour.

#### Supports

G.I / Al angles.

### Optional Construction

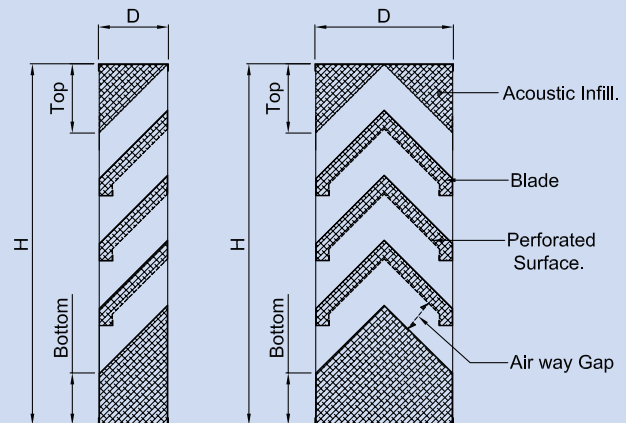
**Frame** : Thickness up to 2 mm

**Blade** : Thickness up to 2 mm

### Construction Details of B-20 Series Louvers

Single Bank Louver

Double Bank Louver



AL-AB-20-200A

AL-AB-20-600A

### B -20 Series Model Details (Single Bank)

Model	Frame		Blade	
	Material	Thick	Material	Thick
AL-AB-20-100	AL	1.2 mm	AL	0.9 mm
AL-AB-20-200	AL	1.2 mm	AL	0.9 mm
AL-AB-20-300	AL	1.2 mm	AL	0.9 mm
AL-AB-20-450	AL	1.5 mm	AL	1.2 mm
AL-GB-20-100	GI	0.9 mm	GI	0.7 mm
AL-GB-20-200	GI	0.9 mm	GI	0.7 mm
AL-GB-20-300	GI	0.9 mm	GI	0.7 mm
AL-GB-20-450	GI	1.2 mm	GI	0.9 mm

### B -20 Series Model Details (Double Bank)

Model	Frame		Blade	
	Material	Thick	Material	Thick
AL-ADB-20-300	AL	1.2 mm	AL	0.9 mm
AL-ADB-20-450	AL	1.2 mm	AL	0.9 mm
AL-ADB-20-600	AL	1.5 mm	AL	0.9 mm
AL-GDB-20-300	GI	0.9 mm	GI	0.7 mm
AL-GDB-20-450	GI	1.2 mm	GI	0.9 mm
AL-GDB-20-600	GI	1.2 mm	GI	0.9 mm

### Module Details

Module	Width x Height (mm)
Single Section Minimum	300 x 300 mm
Single Section Maximum	2.2 Mtrs x 2.2 Mtrs
Multiple	Contact <b>BETEC CAD.</b>

**Note** : Please contact **BETEC CAD.** for customized design & additional information.

## Acoustic Louver - AL

## B-30 Series

Models : AL-AB-30-100A

Single Bank Depth (D): 100 to 450 mm

Type : A - Hole Perforations 3 mm\*; B - Hole Perforations 5 mm

BETEC CAD. Industries FZC certifies that model AL-AB-30-100/300A acoustic louver is licensed to bear the AMCA seal. The ratings shown are based on tests and procedures performed in accordance with the requirements of the AMCA Certified Ratings Program. The AMCA seal applies to air performance and Sound.



**BETEC CAD.** B-30 Series Acoustic louvers design provides least air resistance and significant attenuation to the openings or enclosures with less pressure drop.

### Standard Construction

#### Frame

1.2 mm aluminium sheet.

#### Blade

Double skin blade type with outer face 0.9 mm aluminium sheet and Inner perforated face 0.7/0.9 mm galvanized steel sheet .

#### Acoustic infill

48 kg/m<sup>3</sup> density rockwool covered with black glass tissue

#### Finish

Mill finish

### Optional Fittings

#### Perforated sheet

Aluminium 0.9 mm thick

#### Insulation

Fiberglass with 48 kg/m<sup>3</sup> density with 50 mm thickness

#### Screen

G.I Steel 0.4 mm thick.

S-3 SS Bird screen

S-10 SS Fly screen

#### Finish

Available with RAL powder coating, please specify colour

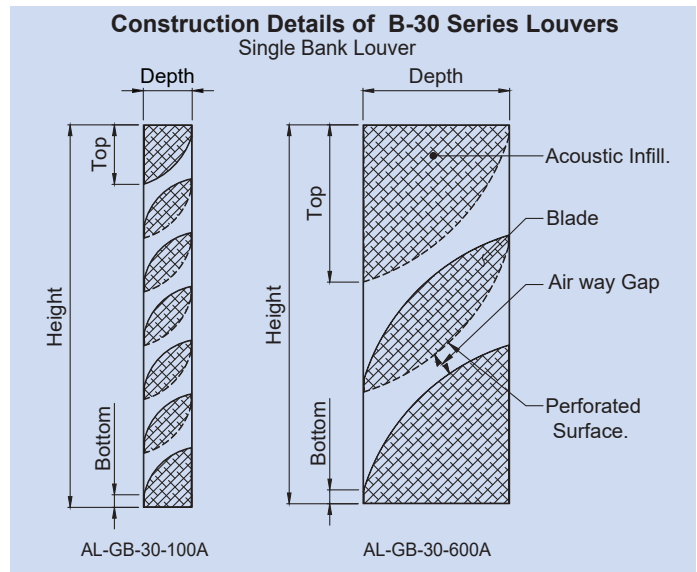
#### Supports

G.I / Al angles.

### Optional Construction

**Frame** : Thickness up to 2 mm

**Blade** : Thickness up to 2 mm



B -30 Series Model Details (Single Bank)				
Model	Frame		Blade	
	Material	Thick	Material	Thick
AL-AB-30-100**	AL	1.2 mm	AL	0.9 mm
AL-AB-30-200	AL	1.2 mm	AL	0.9 mm
AL-AB-30-300**	AL	1.2 mm	AL	0.9 mm
AL-AB-30-450	AL	1.5 mm	AL	1.2 mm
AL-AB-30-600	AL	1.5 mm	AL	1.2 mm
AL-GB-30-100	GI	0.9 mm	GI	0.7 mm
AL-GB-30-200	GI	0.9 mm	GI	0.7 mm
AL-GB-30-300	GI	0.9 mm	GI	0.7 mm
AL-GB-30-450	GI	1.2 mm	GI	0.9 mm
AL-GB-30-600	GI	1.2mm	GI	0.9 mm

Module Details	
Module	Width x Height (mm)
Single Section Minimum	300 x 300 mm
Single Section Maximum	2.2 Mtrs x 2.2 Mtrs
Multiple	Contact <b>BETEC CAD.</b>

**Note** : Please contact **BETEC CAD.** for customized design & additional information.

## Acoustic Panels - AP

## B-40 Series

Model : AP-B41– Industrial Applications (Medium / Heavy Duty Models)  
 Panel- 100 mm\*; Panel- 50 mm (A–3 mm\* Perforated; B–5 mm Perforated)

**BETEC CAD.** B-40 Series Acoustic Panels are designed to reduce reflective sound energy in large spaces. They are used on walls or ceilings and in open spaces, that require sound level reduction.

### Standard Construction Galvanized Steel

#### Frame

1.2 mm aluminium sheet.

#### Blade

Double skin blade type with outer face 0.7 mm aluminium sheet and Inner perforated face 0.9 mm galvanized steel sheet .

#### Panel thickness

100 mm

#### Acoustic infill

48 kg/m<sup>3</sup> density rockwool covered with black glass tissue

#### Finish

Mill finish

### Optional Fittings

#### Panel thickness

50 mm

#### Insulation

Fiberglass with 48 kg/m<sup>3</sup> density with 50 mm thickness

#### Finish

Available with RAL powder coating, please specify colour

#### Supports

G.I / Al angles.

### Optional Construction

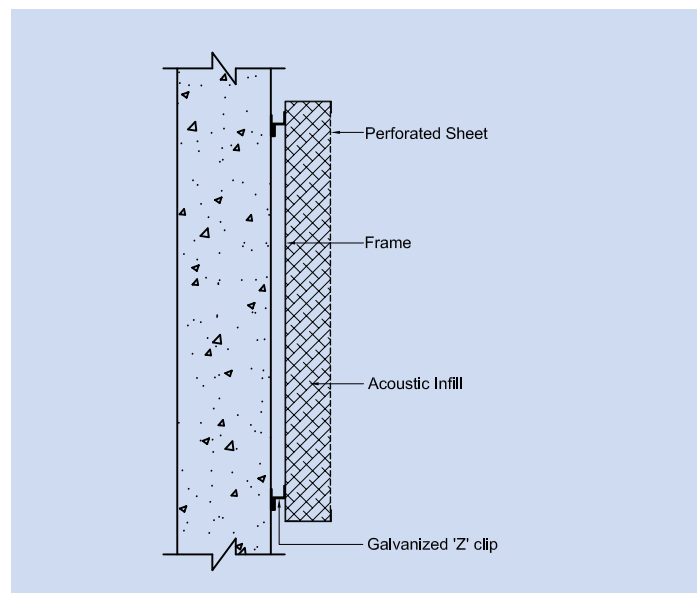

**Frame :** Thickness up to 2 mm

**Blade :** Thickness up to 2 mm

### Applications

- Around noisy equipment
- Rooms and booths
- Air Handling units and plenums

**Note :** Please contact **BETEC CAD.** for customized design & additional information.



B-40 Series Model details ( Panel )						
Model	Frame		Blade		Perforated Sheet	
	Material	Thick	Material	Thick	Material	Thick
AP-AB-41-50/100	AL	1.2 mm	AL	0.7mm	GI	0.9 mm
AP-GB-41-50/100	GI	0.9 mm	GI	0.7 mm	GI	0.9 mm

Any Combination of W x H

AP-AB-41-100														
W in Inchs	4"	6"	8"	10"	12"	14"	16"	18"	20"	22"	24"	26"	28"	40"
H in inches	4"	6"	8"	10"	12"	14"	16"	18"	20"	22"	24"	26"	28"	40"

#### Note:

Maximum single module construction - 1 meters x 1 meters  
 Multiple module available with mullion.

## Acoustic Panels - AP

## B-40 Series

Model : AP-B42- For Studio, Hotels and Theater Applications  
 Panel- 100 mm\*; Panel- 50 mm\*

**BETEC CAD.** B-40 Series Acoustic Panels are designed to reduce reflective sound energy in large spaces. They are used on walls or ceilings and in open spaces, that require sound level reduction.

### Standard Construction Galvanized Steel

#### Frame

0.7 mm aluminium sheet.

#### Acoustic infill

48 kg/m<sup>3</sup> density rockwool covered with black glass tissue

#### Fabric finish

Guilford Acoustic Fabric

#### Panel thickness

50 mm

#### Panel edge

Square

#### Mounting

Galvanized Z Clips

### Optional Fittings

#### Panel thickness

25 mm

#### Acoustic infill

Fiberglass with 48 kg/m<sup>3</sup> density with 50 mm thickness

#### Finish

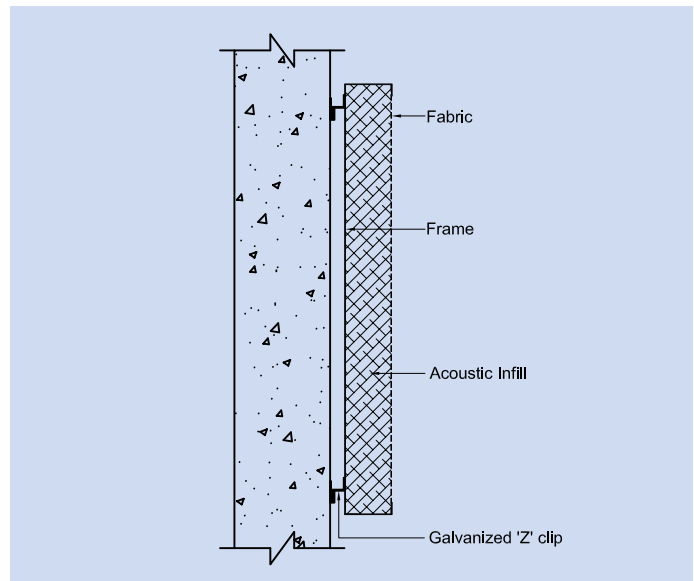
Guilford Style 2100  
 (other fabrics available as specified)

#### Panel Edges

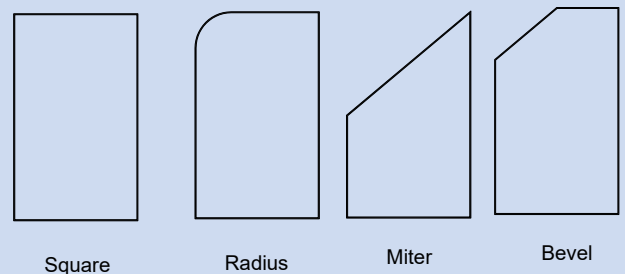
Radius, Mitered or Beveled Edges

### Applications

- House of workshop
- Broadcast and recording studios
- Theaters and Auditoriums
- Teleconferencing and Video conferecing rooms



### Panel Edges



**Note :** Please contact **BETEC CAD.** for customized design & additional information.



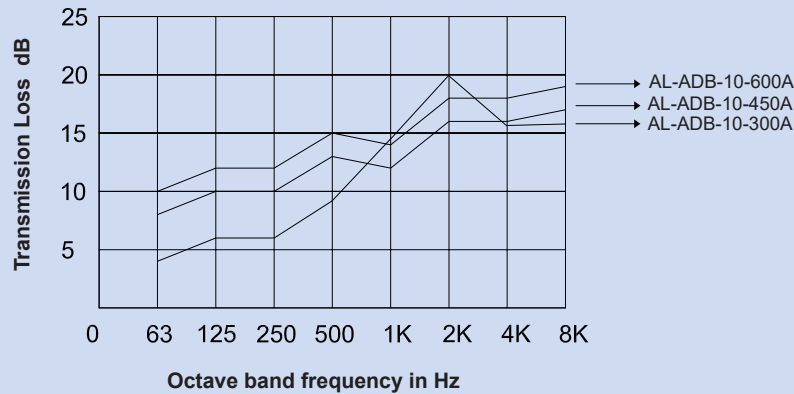
## Engineering And Performance Data - AL

## B-10 Series

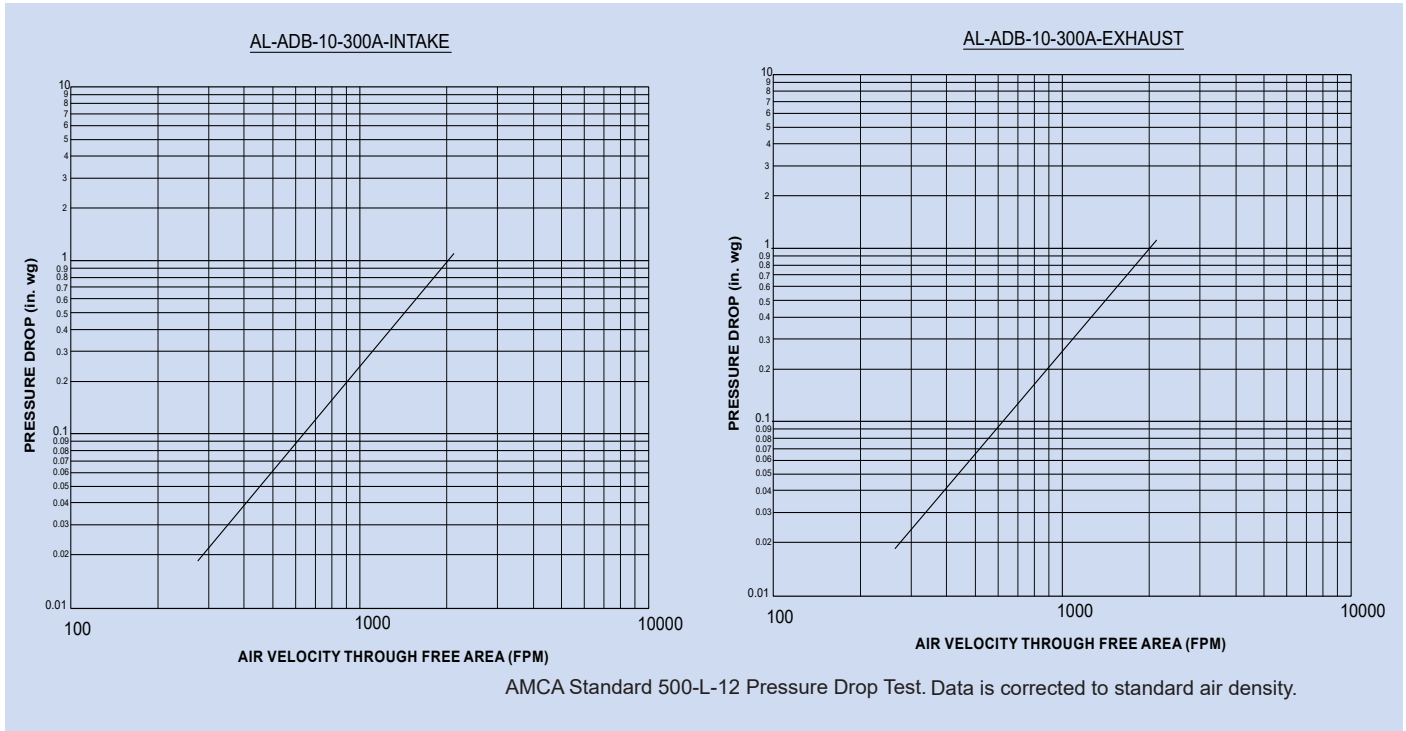
Selection Graph for Acoustic Louvers based on Free Area Vs Passage Velocity / Face Velocity.

AcousticLouvers Model : AL-ADB-10-300A

B-10 Series - Double Bank Acoustic Louver															
Depth	Model	Octave Band Transmission Loss (dB)								Free Area %	Free Area Velocity (fpm)				
		63	125	250	500	1000	2000	4000	8000		400	600	800	1600	2000
		Pressure Drop (in. w.g)													
300	AL-ADB-10-300A**	-	6	6	8	14	20	16	-	47	0.004	0.009	0.011	0.6	0.8
450	AL-ADB-10-450A	8	10	10	13	12	16	16	17	37	0.024	0.057	0.1	0.32	0.65
600	AL-ADB-10-600A	10	12	12	15	14	18	18	19	37	0.024	0.058	0.11	0.35	0.61



Pressure Drop V/S Free Area Velocity graph



**BETEC CAD**, Industries FZC certifies that model **AL-ADB-10-300A** acoustic louver is licensed to bear the **AMCA** seal. The ratings shown are based on tests and procedures performed in accordance with the requirements of the **AMCA** Certified Ratings Program. The **AMCA** seal applies to air performance and Sound.



Selected Products of the company have been Classified / Listed / Tested by various international testing authorities.



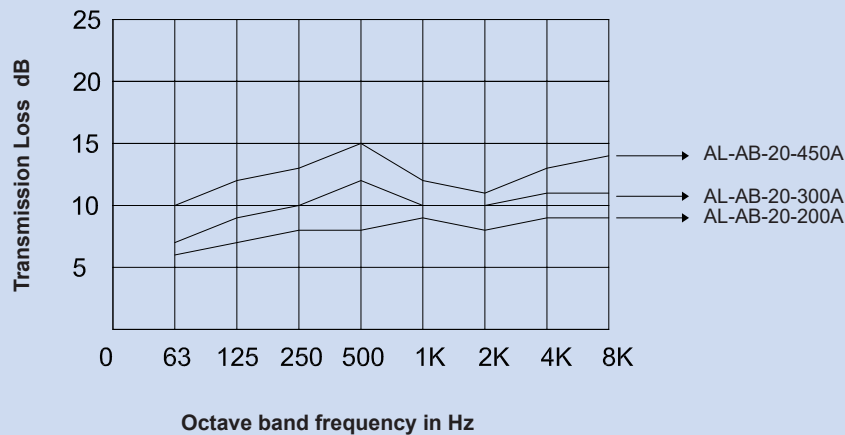
## Engineering And Performance Data - AL

## B-20 Series

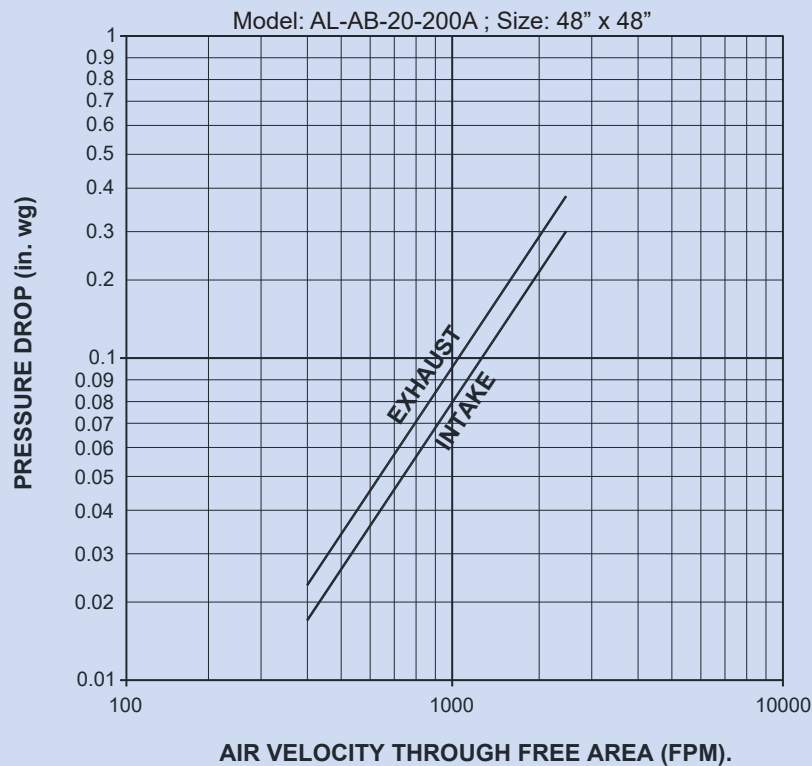
Selection Graph for Acoustic Louvers based on Free Area Vs Passage Velocity / Face Velocity.

Acoustic Louver Model : AL-AB-20-100/200/300/450A

B-20 Series - Single Bank Acoustic Louver															
Depth	Model	Octave Band Transmission Loss (dB)								Free Area %	Free Area Velocity (fpm)				
		63	125	250	500	1000	2000	4000	8000		400	600	800	1600	2000
		Pressure Drop (in. w.g)													
200	AL-AB-20-200A	6	7	8	8	9	8	9	9	35	0.014	0.03	0.054	0.159	0.31
300	AL-AB-20-300A	7	9	10	12	10	10	11	11	38	0.017	0.032	0.055	0.161	0.32
450	AL-AB-20-450A	10	12	13	15	12	11	13	14	32	0.019	0.033	0.057	0.162	0.33



Pressure Drop V/S Free Area Velocity graph



AMCA Standard 500-L-12 Pressure Drop Test.  
Data is corrected to standard air density.

Selected Products of the company have been Classified / Listed / Tested by various international testing authorities.



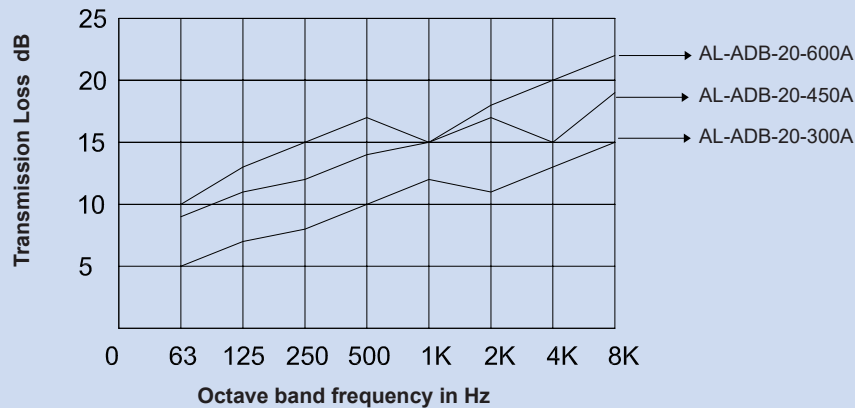
## Engineering And Performance Data - AL

## B-20 Series

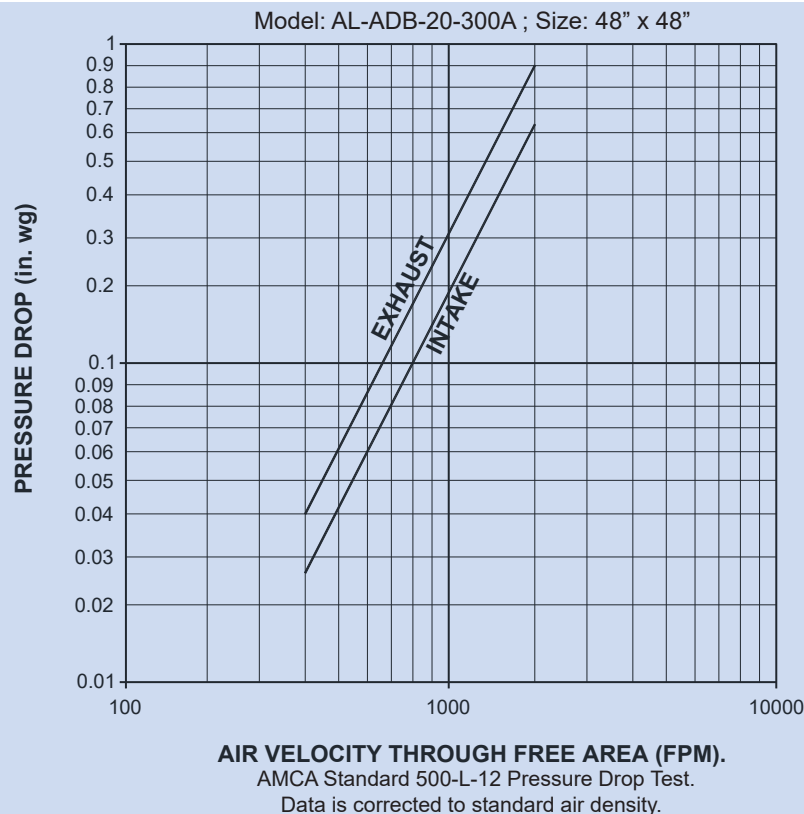
Selection Graph for Acoustic Louvers based on Free Area Vs Passage Velocity / Face Velocity.

AcousticLouvers Model : AL-ADB-20-300/450/600A

B-20 Series - Double Bank Acoustic Louver															
Depth	Model	Octave Band Transmission Loss (dB)								Free Area %	Free Area Velocity (fpm)				
		63	125	250	500	1000	2000	4000	8000		400	600	800	1600	2000
		Pressure Drop (in. w.g)													
300	AL-ADB-20-300A	5	7	8	10	12	11	13	15	35	0.025	0.059	0.110	0.38	0.69
450	AL-ADB-20-450A	9	11	12	14	15	17	15	19	37	0.027	0.062	0.112	0.42	0.71
600	AL-ADB-20-600A	10	13	15	17	15	18	20	22	37	0.029	0.063	0.117	0.44	0.73



Pressure Drop V/S Free Area Velocity graph



Selected Products of the company have been Classified / Listed / Tested by various international testing authorities.

## Engineering And Performance Data - AL

## B-30 Series

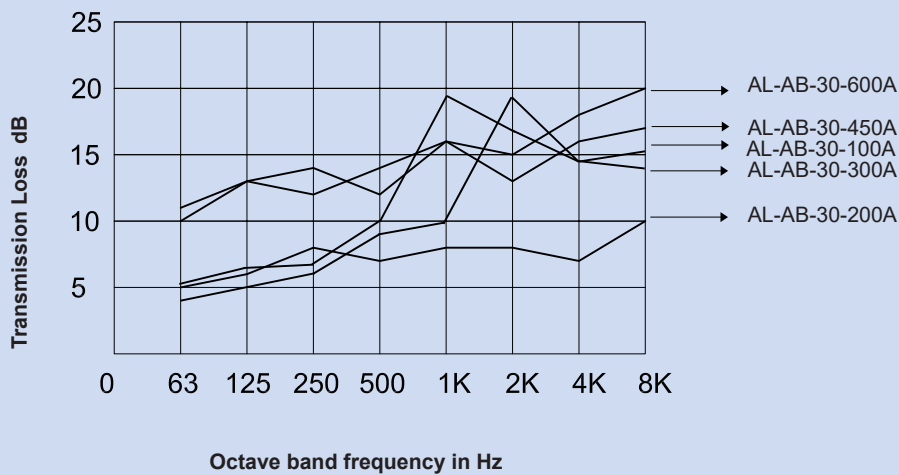
Selection Graph for Acoustic Louvers based on Free Area Vs Passage Velocity / Face Velocity.

AcousticLouver Model :AL-AB-30-100/200/300/450/600A



### AMCA Tested Models :AL-AB-30-100A / AL-AB-30-300A

B-30 Series - Single Bank Acoustic Louver															
Depth	Model	Octave Band Transmission Loss (dB)								Free Area %	Free Area Velocity (fpm)				
		63	125	250	500	1000	2000	4000	8000		400	600	800	1600	2000
		Pressure Drop (in. w.g)													
100	AL-AB-30-100A**	-	5	6	8	10	19	14	-	15	0.009	0.023	0.049	0.18	0.25
200	AL-AB-30-200A	5	6	8	7	8	8	7	10	17	0.009	0.019	0.04	0.12	0.23
300	AL-AB-30-300A**	-	6	6	10	19	17	14	-	14	0.008	0.02	0.04	0.13	0.2
450	AL-AB-30-450A	10	13	12	14	16	13	16	17	16	0.0089	0.02	0.0315	0.13	0.23
600	AL-AB-30-600A	11	13	14	12	16	15	18	20	13	0.009	0.019	0.04	0.14	0.24



### Noise Reduction

The free field noise reduction of an acoustic panel is the difference, in decibels, between the sound pressure level by the noise generating source and radiated sound power levels, by the walls and the surrounding structure, measured at actual levels.

**Accuracy:** This is a prediction method based on an accepted method, which has demonstrated satisfactory results in field applications. However field test results may generate sound pressure levels which differ from these predicted values, as the current state of the art in determining sound power varies in accuracy from 2 dB in mid range 250 to 4K Hz bands, 3 to 4 dB in 125 and 8K Hz bands and up to 6 to 8 dB in 63 Hz band

**BETEC CAD.** Industries FZC certifies that model **AL-AB-30-100/300A** acoustic louver is licensed to bear the **AMCA** seal. The ratings shown are based on tests and procedures performed in accordance with the requirements of the **AMCA** Certified Ratings Program. The **AMCA** seal applies to air performance, water penetration and sound.



Selected Products of the company have been Classified / Listed / Tested by various international testing authorities.



## Engineering And Performance Data - AL

## B-30 Series

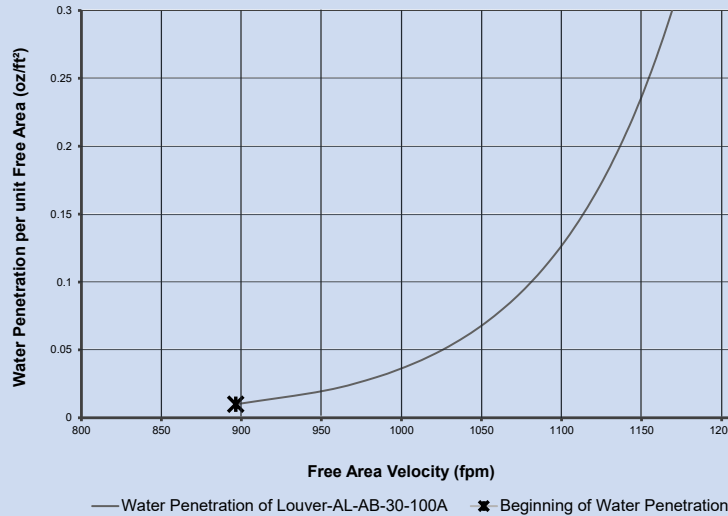
Selection Graph for Acoustic Louvers based on Free Area Vs Passage Velocity / Face Velocity.

Acoustic Louver Model :AL-AB-30-100A

Water Penetration V/S Free Area Velocity graph

Model: AL-AB-30-100A ; Size: 48" x 48"

Water Penetration of Louver-AL-AB-30-100A



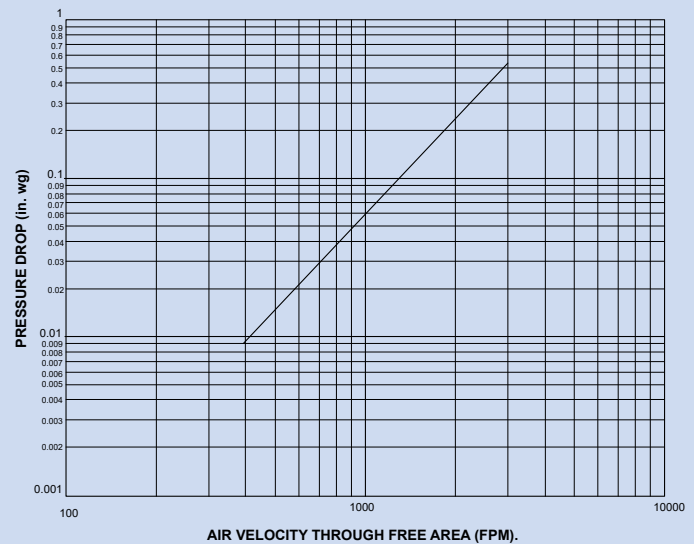
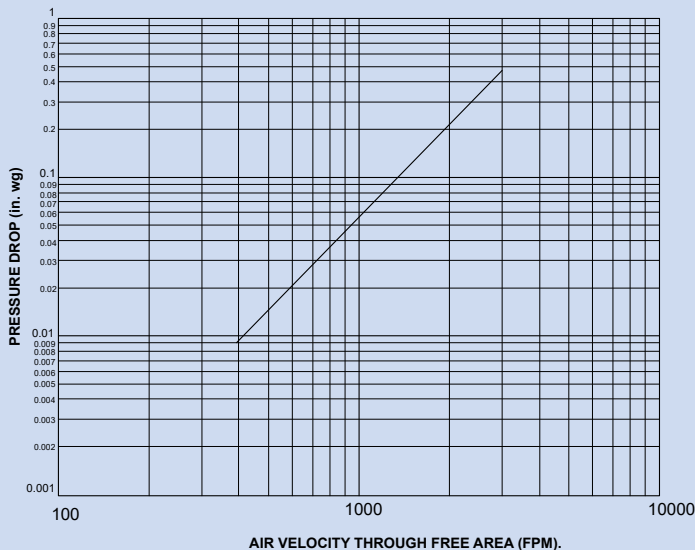
AMCA Standard 500-L-07 Water Penetration Test (15 minutes test duration)

The beginning point of water penetration is 896.6 fpm.

Pressure Drop V/S Free Area Velocity graph Model: AL-AB-30-100A ; Size: 48" x 48"

AL-AB-30-100A-INTAKE

AL-AB-30-100A-EXHAUST



AMCA Standard 500-L-12 Pressure Drop Test. Data is corrected to standard air density.

**BETEC CAD.** Industries FZC certifies that model **AL-AB-30-100/300A** acoustic louver is licensed to bear the **AMCA** seal. The ratings shown are based on tests and procedures performed in accordance with the requirements of the **AMCA** Certified Ratings Program. The **AMCA** seal applies to air performance and water penetration for acoustic louvers only.



Selected Products of the company have been Classified / Listed / Tested by various international testing authorities.

**Engineering And Performance Data - AL**

**B-30 Series**

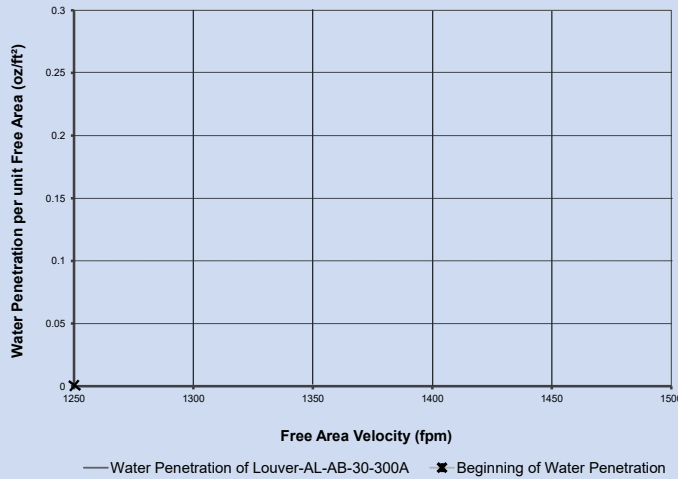
Selection Graph for Acoustic Louvers based on Free Area Vs Passage Velocity / Face Velocity.

Acoustic Louver Model :AL-AB-30-300A

Water Penetration V/S Free Area Velocity graph

Model: AL-AB-30-300A ; Size: 48" x 48"

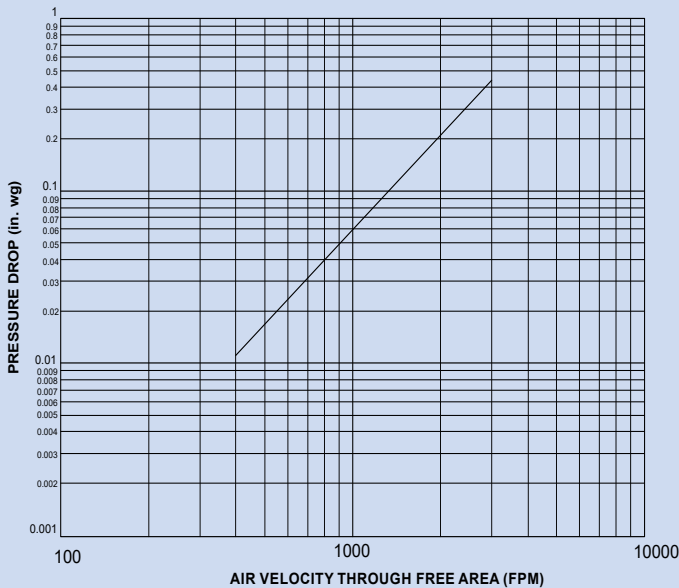
Water Penetration of Louver-AL-AB-30-300A



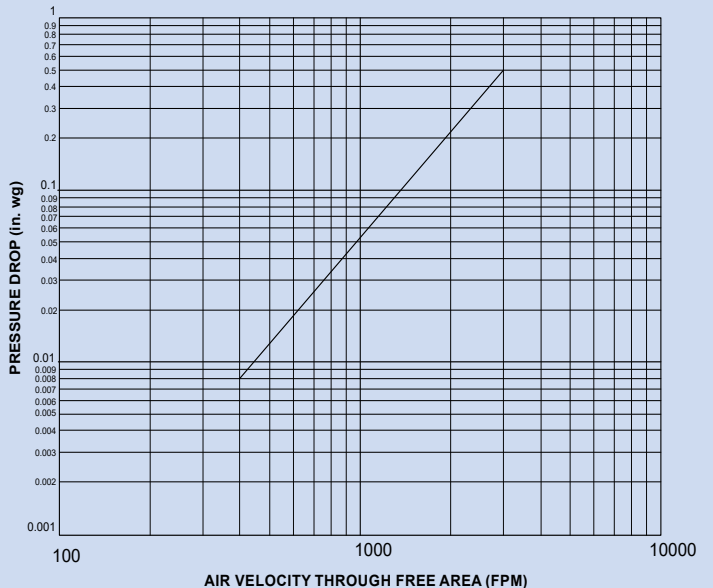
AMCA Standard 500-L-07 Water Penetration Test (15 minutes test duration)  
The beginning point of water penetration is 1250 fpm.

Pressure Drop V/S Free Area Velocity graph Model: AL-AB-30-300A ; Size: 48" x 48"

AL-AB-30-300A-INTAKE



AL-AB-30-300A-EXHAUST



AMCA Standard 500-L-12 Pressure Drop Test Data is corrected to standard air density.

**BETEC CAD.** Industries FZC certifies that model **AL-AB-30-100/300A** acoustic louver is licensed to bear the **AMCA** seal. The ratings shown are based on tests and procedures performed in accordance with the requirements of the **AMCA** Certified Ratings Program. The **AMCA** seal applies to air performance and water penetration for acoustic louvers only.



Selected Products of the company have been Classified / Listed / Tested by various international testing authorities.



**AMCA500-L Tested Acoustic Louver  
Engineering and Performance Data**
**B-10 Series**

 Louver Free Area (m<sup>2</sup>) Model : AL-AB-10-100A ; AMCA Tested Size: 48”(1219 mm)x 48”(1219 mm)

Height (mm)	Width (mm)											
	300	450	600	750	900	1050	1219	1500	1800	1950	2100	2400
300	0.03	0.04	0.06	0.07	0.09	0.10	0.12	0.15	0.18	0.19	0.21	0.24
450	0.05	0.08	0.11	0.14	0.17	0.20	0.23	0.29	0.35	0.38	0.41	0.47
600	0.08	0.12	0.17	0.21	0.26	0.30	0.35	0.44	0.53	0.57	0.62	0.71
750	0.11	0.17	0.23	0.29	0.35	0.41	0.47	0.59	0.71	0.77	0.83	0.95
900	0.13	0.21	0.28	0.36	0.43	0.51	0.58	0.73	0.88	0.96	1.03	1.18
1050	0.16	0.25	0.34	0.43	0.52	0.61	0.70	0.88	1.06	1.15	1.24	1.42
1219	0.18	0.29	0.39	0.50	0.60	0.71	0.81	1.02	1.23	1.34	1.44	1.65
1500	0.24	0.37	0.51	0.64	0.78	0.91	1.05	1.32	1.59	1.72	1.86	2.13
1800	0.29	0.45	0.62	0.78	0.95	1.11	1.28	1.61	1.94	2.10	2.27	2.60
1950	0.32	0.50	0.68	0.86	1.04	1.22	1.40	1.76	2.12	2.30	2.48	2.84
2100	0.34	0.54	0.73	0.93	1.12	1.32	1.51	1.90	2.29	2.49	2.68	3.07
2400	0.40	0.62	0.85	1.07	1.30	1.52	1.75	2.20	2.65	2.87	3.10	3.55

 Louver Free Area (m<sup>2</sup>) Model : AL-ADB-10-300A ; AMCA Tested Size: 48”(1219 mm) x 48”(1219 mm)

Height (mm)	Width (mm)											
	300	450	600	750	900	1050	1219	1500	1800	1950	2100	2400
300	0.02	0.03	0.04	0.05	0.06	0.07	0.08	0.10	0.12	0.13	0.14	0.16
450	0.03	0.05	0.07	0.09	0.11	0.13	0.15	0.19	0.23	0.25	0.27	0.31
600	0.03	0.05	0.07	0.09	0.11	0.13	0.15	0.19	0.23	0.25	0.27	0.31
750	0.05	0.08	0.11	0.14	0.17	0.20	0.23	0.29	0.35	0.38	0.41	0.47
900	0.07	0.11	0.15	0.19	0.22	0.26	0.31	0.38	0.46	0.50	0.54	0.62
1050	0.08	0.13	0.18	0.23	0.28	0.33	0.39	0.48	0.58	0.63	0.68	0.78
1219	0.10	0.16	0.22	0.28	0.34	0.40	0.463	0.57	0.69	0.75	0.81	0.93
1500	0.12	0.19	0.25	0.32	0.39	0.46	0.54	0.67	0.81	0.88	0.95	1.09
1800	0.15	0.24	0.33	0.42	0.51	0.59	0.69	0.86	1.04	1.13	1.22	1.40
1950	0.17	0.26	0.36	0.46	0.56	0.66	0.77	0.96	1.16	1.25	1.35	1.55
2100	0.18	0.29	0.40	0.51	0.62	0.73	0.85	1.05	1.27	1.38	1.49	1.71
2400	0.20	0.32	0.44	0.56	0.67	0.79	0.93	1.15	1.39	1.51	1.62	1.86

Selected Products of the company have been Classified / Listed / Tested by various international testing authorities.



**AMCA500-L Tested Acoustic Louver  
Engineering and Performance Data**
**B-30 Series**

 Louver Free Area (m<sup>2</sup>) Model : AL-AB-30-100A ; AMCA Tested Size: 48"(1219mm)x48"(1219mm)

		Width (mm)											
		300	450	600	750	900	1050	1219	1500	1800	1950	2100	2400
Height (mm)	300	0.01	0.01	0.02	0.02	0.03	0.04	0.04	0.05	0.06	0.07	0.07	0.08
	450	0.01	0.02	0.03	0.04	0.04	0.05	0.06	0.08	0.09	0.10	0.11	0.12
	600	0.02	0.04	0.05	0.06	0.07	0.09	0.10	0.13	0.15	0.17	0.18	0.21
	750	0.03	0.04	0.06	0.07	0.09	0.11	0.12	0.15	0.19	0.20	0.22	0.25
	900	0.04	0.06	0.08	0.10	0.12	0.14	0.16	0.20	0.25	0.27	0.29	0.33
	1050	0.04	0.06	0.09	0.11	0.13	0.16	0.19	0.23	0.28	0.30	0.33	0.37
	1219	0.04	0.07	0.10	0.12	0.15	0.18	0.21	0.26	0.31	0.34	0.36	0.41
	1500	0.06	0.10	0.14	0.17	0.21	0.25	0.29	0.36	0.43	0.47	0.51	0.58
	1800	0.07	0.12	0.16	0.21	0.25	0.30	0.35	0.43	0.52	0.57	0.61	0.70
	1950	0.08	0.13	0.17	0.22	0.27	0.32	0.37	0.46	0.56	0.60	0.65	0.75
	2100	0.09	0.14	0.19	0.25	0.30	0.35	0.41	0.51	0.62	0.67	0.72	0.83
	2400	0.10	0.16	0.22	0.28	0.34	0.41	0.47	0.59	0.71	0.77	0.83	0.95

 Louver Free Area (m<sup>2</sup>) Model : AL-AB-30-300A; AMCA Tested Size: 48" (1219mm)x48" (1219mm)

		Width (mm)										
		450	600	750	900	1050	1219	1500	1800	1950	2100	2400
Height (mm)	450	0.03	0.05	0.06	0.07	0.08	0.10	0.12	0.15	0.16	0.17	0.20
	600	0.04	0.05	0.06	0.08	0.09	0.11	0.13	0.16	0.17	0.18	0.21
	750	0.05	0.07	0.08	0.10	0.12	0.14	0.17	0.21	0.23	0.24	0.28
	900	0.05	0.07	0.09	0.11	0.13	0.15	0.19	0.23	0.25	0.27	0.31
	1050	0.06	0.09	0.11	0.14	0.16	0.19	0.23	0.28	0.30	0.33	0.38
	1219	0.07	0.09	0.12	0.15	0.17	0.20	0.25	0.30	0.33	0.35	0.40
	1500	0.10	0.14	0.17	0.21	0.25	0.29	0.36	0.44	0.47	0.51	0.59
	1800	0.12	0.17	0.21	0.26	0.30	0.35	0.44	0.53	0.57	0.62	0.71
	1950	0.14	0.19	0.24	0.29	0.34	0.40	0.50	0.60	0.65	0.70	0.81
	2100	0.15	0.21	0.26	0.32	0.38	0.44	0.55	0.66	0.72	0.77	0.89
	2400	0.17	0.24	0.30	0.37	0.43	0.50	0.62	0.75	0.82	0.88	1.01

Selected Products of the company have been Classified / Listed / Tested by various international testing authorities.



**Engineering And Performance Data**
**B-40 Series**
**Acoustic Panel**
**Model : AP-B41A-50/100\***

Model : AP-AB-42-25/50 Performance									
Panel Model	Octave Band	63	125	250	500	1000	2000	4000	8000
AP-AB-41-50	Transmission loss	-	-	-	-	-	-	-	-
	Absorption	-	0.3	0.7	0.9	0.99	0.9	0.8	0.8
AP-AB-41-100	Transmission loss	-	-	-	-	-	-	-	-
	Absorption	-	0.7	0.9	0.99	0.99	0.9	0.8	-

**Acoustic Panel**
**Model : AP-B42-25/50\***

Model : AP-AB-42-25/50 Performance								
Model	Octave Band	125	250	500	1000	2000	4000	8000
AP-AB-42-25	Absorption	0.14	0.27	0.8	1.11	1.14	1.14	0.85
AP-AB-42-50	Absorption	0.22	0.81	1.25	1.3	1.21	1.16	1.15

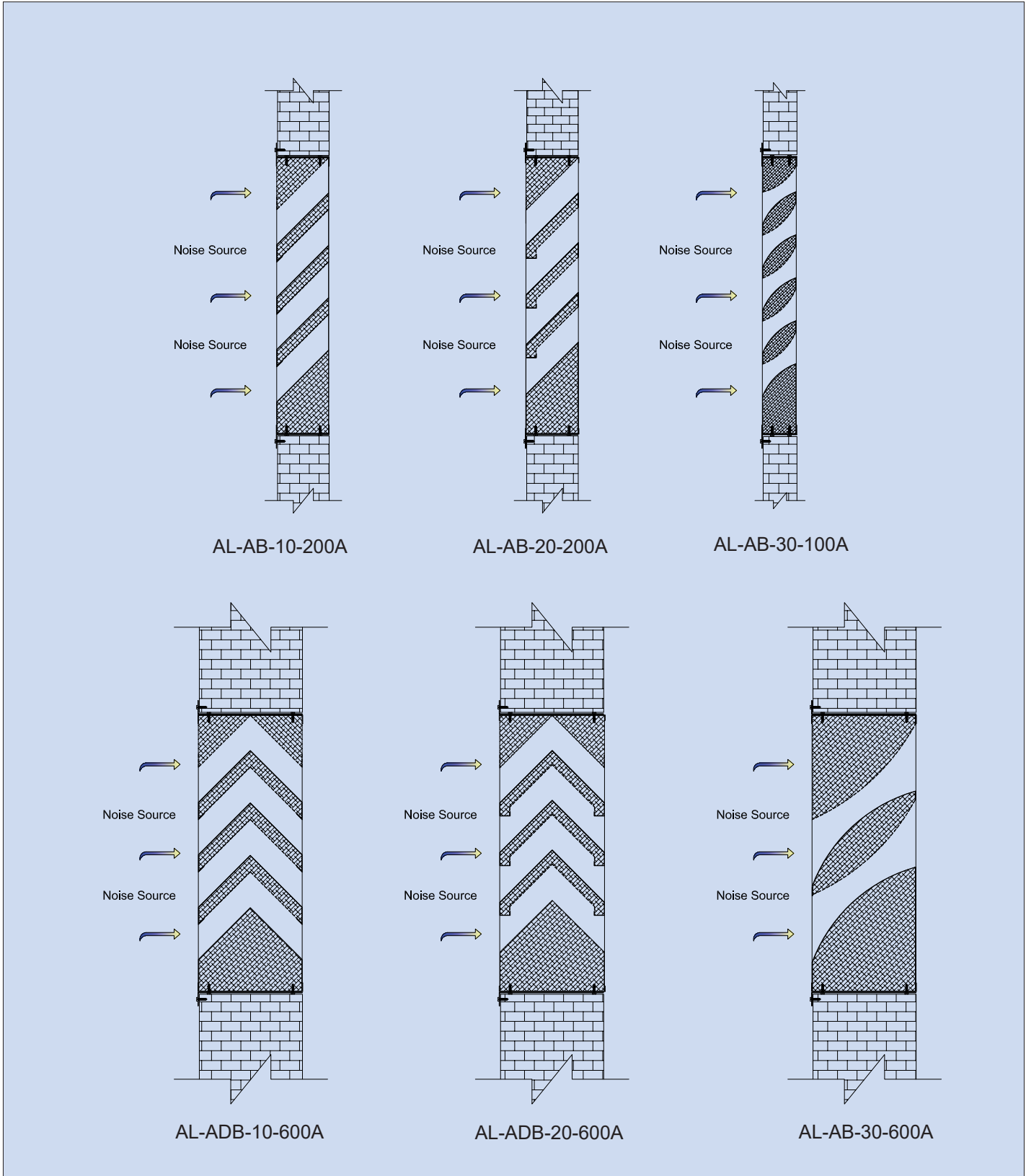
 Example : Where **BETEC CAD.** Acoustic Panel are installed


Sharjah T.V. Station - F.M. Radio Studio,

**BETEC CAD.** Acoustic Panels for Studio Applications - **Model: AP - AB-42-50** Size 600 x 600 mm

Selected Products of the company have been Classified / Listed / Tested by various international testing authorities.

**Acoustic Louvers, Panels  
Installation Details**



Selected Products of the company have been Classified / Listed / Tested by various international testing authorities.



[beteccad.com](http://beteccad.com)



© Copyright reserved for *BETEC CAD*.

"Due to continuous progress and product improvement, *BETEC CAD* reserves the right to make changes without notice"

May-2026