

Air Flow Company, Inc.

850 W. Fullerton Ave. • Addison, IL 60101
 Tel (630) 628-1138 Fax (630) 628-1149

Model EA 403

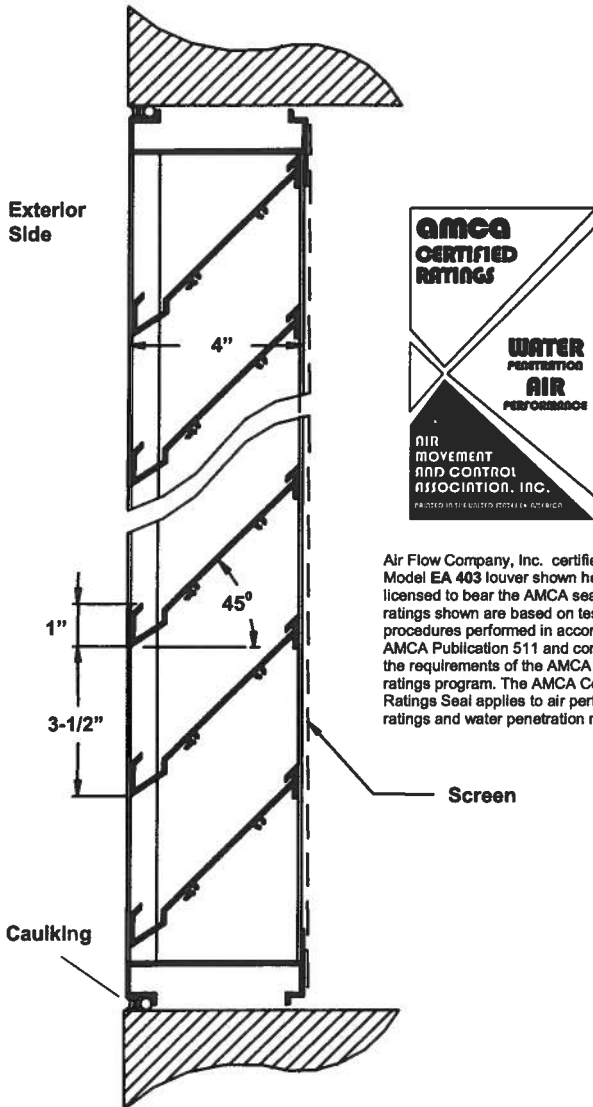
Extruded Aluminum Stationary Louver
 4" deep, Drainable Blade

Project: _____
 Arch / Engr: _____

Contractor: _____
 Customer: _____

LOUVER SCHEDULE

Item	Qty	Opening Size (W x H)	Frame Style	Finish	Screen	Material gauge	Mullions	Notes



Air Flow Company, Inc. certifies that the Model EA 403 louver shown herein is licensed to bear the AMCA seal. The ratings shown are based on tests and procedures performed in accordance with AMCA Publication 511 and comply with the requirements of the AMCA certified ratings program. The AMCA Certified Ratings Seal applies to air performance ratings and water penetration ratings.

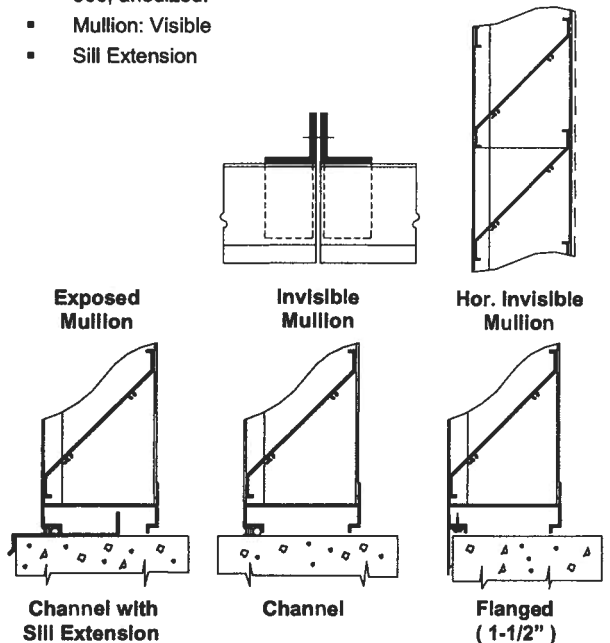
STANDARD LOUVER CONSTRUCTION

- Frames:** .Channel, 081" extruded aluminum 6063-T5
- Blades:** .081" extruded aluminum 6063-T5
- Fasteners:** 3/16" plated steel screw
- Screen:** .050" x 3/4" expanded aluminum without frame
- Finish:** Mill
- Undersized:** 1/4" under opening sizes
- Mullions:** Invisible
- Minimum Size:** 12" x 12"
- Maximum Size:** 120" x 120"
- Maximum Factory Assembly Size:** 120" x 72" or 72" x 120"

This model is also available in .125" thk. (8 gauge) blades and frames

OPTIONS:

- Fasteners: Stainless steel or welded construction
- Screen: 1/2" wire mesh or as required
- Finish: Prime coat, baked enamel, powder coat, Kynar 500, anodized.
- Mullion: Visible
- Sill Extension



Air Flow Company, Inc.

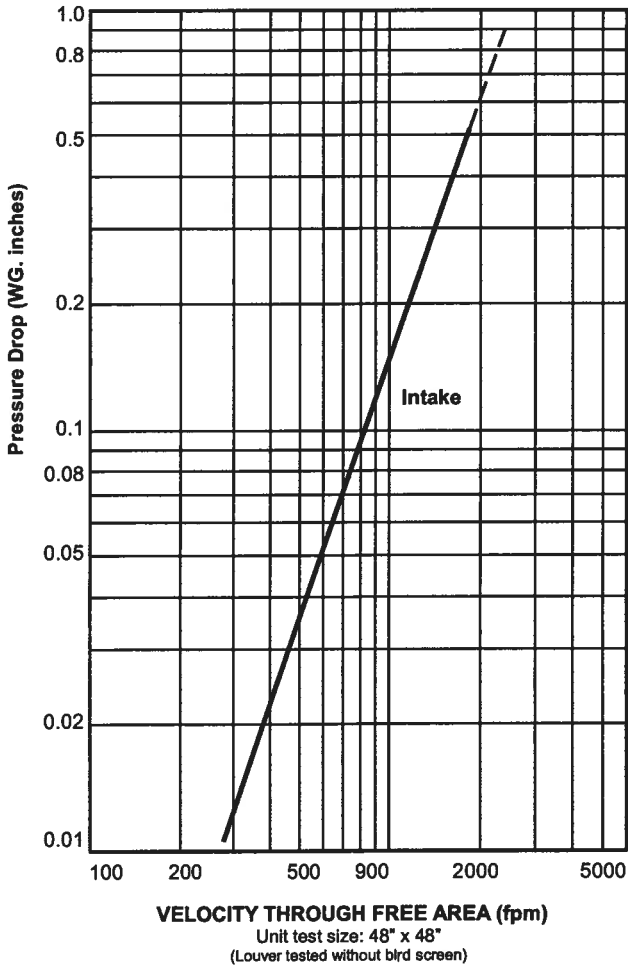
Model EA 403

- Free Area
- Air Performance
- Water Penetration

Free Area Calculations (sq. ft.)

		WIDTH (Inches)																		
		12	18	24	30	36	42	48	54	60	66	72	78	84	90	96	102	108	114	120
HEIGHT (Inches)	12	0.31	0.50	0.68	0.87	1.05	1.24	1.42	1.61	1.79	1.98	2.17	2.35	2.54	2.72	2.91	3.09	3.28	3.46	3.65
	18	0.55	0.87	1.20	1.52	1.84	2.17	2.49	2.82	3.14	3.47	3.79	4.12	4.44	4.77	5.09	5.42	5.74	6.07	6.39
	24	0.83	1.33	1.83	2.33	2.83	3.32	3.82	4.32	4.82	5.32	5.81	6.31	6.81	7.31	7.80	8.30	8.80	9.30	9.80
	30	1.10	1.76	2.42	3.08	3.73	4.39	5.05	5.71	6.37	7.02	7.68	8.34	9.00	9.66	10.31	10.97	11.63	12.29	12.95
	36	1.33	2.13	2.93	3.73	4.52	5.32	6.12	6.92	7.71	8.51	9.31	10.11	10.90	11.70	12.50	13.30	14.10	14.89	15.69
	42	1.59	2.54	3.49	4.44	5.39	6.34	7.29	8.24	9.19	10.14	11.09	12.04	12.99	13.94	14.89	15.84	16.79	17.74	18.69
	48	1.89	3.02	4.15	5.28	6.41	7.54	8.67	9.81	10.94	12.07	13.20	14.33	15.46	16.59	17.72	18.85	19.98	21.11	22.25
	54	2.12	3.39	4.66	5.93	7.20	8.47	9.74	11.02	12.29	13.56	14.83	16.10	17.37	18.64	19.91	21.18	22.45	23.72	24.99
	60	2.35	3.76	5.17	6.58	7.99	9.40	10.81	12.22	13.63	15.04	16.45	17.86	19.27	20.68	22.09	23.50	24.91	26.32	27.73
	66	2.64	4.23	5.81	7.39	8.98	10.56	12.14	13.72	15.31	16.89	18.47	20.06	21.64	23.22	24.81	26.39	27.97	29.56	31.14
	72	2.91	4.65	6.40	8.14	9.88	11.63	13.37	15.11	16.86	18.60	20.34	22.09	23.83	25.57	27.32	29.06	30.80	32.55	34.29
	78	3.14	5.03	6.91	8.79	10.67	12.56	14.44	16.32	18.21	20.09	21.97	23.85	25.74	27.62	29.50	31.38	33.27	35.15	37.03
84	3.40	5.43	7.47	9.50	11.54	13.57	15.61	17.64	19.68	21.71	23.75	25.78	27.82	29.86	31.89	33.93	35.96	38.00	40.03	
90	3.70	5.91	8.13	10.35	12.56	14.78	17.00	19.21	21.43	23.64	25.86	28.08	30.29	32.51	34.72	36.94	39.16	41.37	43.59	
96	3.93	6.29	8.64	11.00	13.35	15.71	18.06	20.42	22.78	25.13	27.49	29.84	32.20	34.55	36.91	39.27	41.62	43.98	46.33	
102	4.16	6.66	9.15	11.65	14.14	16.64	19.13	21.63	24.13	26.62	29.12	31.61	34.11	36.60	39.10	41.59	44.09	46.58	49.08	
108	4.45	7.12	9.79	12.46	15.13	17.79	20.46	23.13	25.80	28.47	31.14	33.80	36.47	39.14	41.81	44.48	47.15	49.81	52.48	
114	4.72	7.55	10.38	13.20	16.03	18.86	21.69	24.52	27.35	30.18	33.00	35.83	38.66	41.49	44.32	47.15	49.98	52.80	55.63	
120	4.95	7.92	10.89	13.86	16.82	19.79	22.76	25.73	28.70	31.66	34.63	37.60	40.57	43.54	46.50	49.47	52.44	55.41	58.38	

Air Performance



Air Flow Company, Inc. certifies that the Model EA 403 louver shown herein is licensed to bear the AMCA seal. The ratings shown are based on tests and procedures performed in accordance with AMCA Publication 511 and comply with the requirements of the AMCA certified ratings program. The AMCA Certified Ratings Seal applies to air performance ratings and water penetration ratings.

- ♦ **To determine the pressure drop of a louver:**
Calculate the Velocity thru free area, divide the required CFM (volume of air) by the required free area above chart. The pressure drop is expressed in (inches w.g.)
- ♦ **To determine the minimum free area required for louver:**
Divide the required CFM (volume of air) by the free area velocity before water penetration, then select the most desirable louver size from the free area chart above.
- ♦ **To determine the maximum CFM (volume), knowing the louver size:**
Multiply the required free area (see above free area chart) by maximum velocity thru free area.

Water Penetration

Beginning of water penetration = 890 fpm
(15 minutes duration)

