



ARCHITECTURAL RECESSED 12

Steam Heated Air Curtain

Data Sheet

For Mounting Heights To 12' (environmental separation)

STANDARD CONSTRUCTION

- 15" high x 26" deep
- ½ hp motor(s) - ten speeds
- Factory installed Intelliswitch digital controller
- White aluminum bottom panel
- Top Mounting only
- High efficiency, low noise Pro-V Nozzle
- Factory installed coil
- Filter (washable)

OPTIONS

- Bottom panel finish: Custom Color or Stainless
- Berner AIR™ (smart controller & app, includes BACnet)

Energy Codes ASHRAE 90.1-2019, IECC 2018, and ASHRAE 189.1 vestibule exception validated by AMCA certification.
Refer to Velocity Projection Chart below for information.



Berner International certifies that the air curtains shown herein are licensed to bear the AMCA Seal. The ratings shown are based on tests and procedures performed in accordance with AMCA Publication 211 and comply with the requirements of the AMCA Certified Ratings Program. Rated data shown is for base (steam heated) units. The AMCA Certified Ratings Seal applies to airflow rate, average outlet velocity, outlet velocity uniformity, velocity projection and power rating at free delivery only.

Models ARD12-1060S, ARD12-2108S and ARD12-2120S are not licensed to bear the AMCA seal.

2 Year Limited Warranty



MODEL	Nozzle Width (in)	Max Vel. at Nozzle (fpm)	Avg. Outlet Vel. (fpm)	Air Volume (cfm)	Outlet Vel. Uniformity	Power Rating (kW)	Motor(s) @ hp	Coil Output (MBH)	Inlet Pressure (PSIG)	Condensate (lbs/hr)	Air Temp. Rise (°F)	Net Wt. (lbs)
ARD12-1036S	36.00	4,830	1,439	1,259	75%	0.54	1 @ 1/2	53.7	5	55.4	39°	134
ARD12-1042S	42.00	5,773	1,233	1,259	66%	0.62	1 @ 1/2	58.4	5	60.2	43°	144
ARD12-1048S	48.00	7,300	1,079	1,259	77%	0.59	1 @ 1/2	62.5	5	64.4	46°	153
ARD12-1060S	66.00	4,828	1,027	1,647	83%	0.52	1 @ 1/2	84.5	5	87.1	47°	182
ARD12-2060S	66.00	3,982	1,408	2,258	76%	0.89	2 @ 1/2	100.0	5	103.1	41°	219
ARD12-2072S	72.00	4,830	1,439	2,518	75%	1.08	2 @ 1/2	111.4	5	114.9	41°	234
ARD12-2084S	84.00	5,773	1,233	2,518	66%	1.24	2 @ 1/2	120.3	5	124.0	43°	252
ARD12-2096S	99.00	7,300	1,046	2,518	77%	1.18	2 @ 1/2	128.1	5	132.0	47°	269
ARD12-3096S	99.00	3,982	1,462	3,517	75%	1.43	3 @ 1/2	153.0	5	157.7	40°	309
ARD12-2108S	108.00	4,828	1,107	2,906	83%	1.03	2 @ 1/2	145.1	5	149.6	46°	292
ARD12-3108S	108.00	4,830	1,439	3,777	75%	1.62	3 @ 1/2	166.8	5	171.9	41°	342
ARD12-2120S	117.00	4,828	1,158	3,294	83%	1.04	2 @ 1/2	162.1	5	167.0	45°	315
ARD12-3120S	117.00	4,830	1,328	3,777	66%	1.78	3 @ 1/2	174.3	5	179.7	43°	359
ARD12-3132S	132.00	5,773	1,177	3,777	66%	1.83	3 @ 1/2	184.8	5	190.5	45°	380
ARD12-3144S	144.00	7,300	1,079	3,777	77%	1.77	3 @ 1/2	192.5	5	198.4	47°	397
ARD12-4144S	144.00	4,830	1,439	5,036	75%	2.16	4 @ 1/2	224.4	5	231.3	41°	453

NOTES:

1. Operation at 50 Hz will generate approximately a 17% reduction in performance.
2. Coil performance based on 65°F entering air temperature.
3. Standard connection same end supply/return (Optional: opposite end supply/return).
4. Coil should be field supplied with a solenoid valve that energizes only when air curtain is energized. Consideration must be taken for freeze protection when necessary.
5. Maximum leaving air temperature shall not exceed 120°F.
6. Consult factory for alternate steam pressures and opposite end supply/return connections performance data.

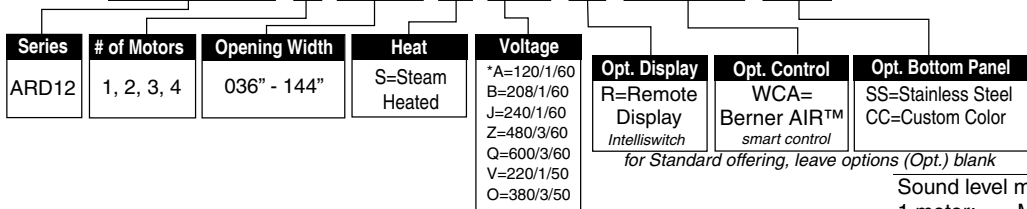
Berner does not recommend ARD12-1060S, ARD12-2108S and ARD12-2120S, exists only as an equivalent to competitors' models.

See sheet EP-244 for amp draws/total load requirements

Distance from Nozzle (in)	40	80	120	160	200
Core Velocity (fpm)	1400	1090	920	770	670
Uniformity (%)	81	92	93	91	90

MODEL NUMBER CONFIGURATION

ARD12-1 036 S A -R-WCA-SS



*Suitable for 50hz

for Standard offering, leave options (Opt.) blank

Sound level measured 10' (3m) from the unit in free field:

1 motor:	Min./Max. Speed:	59/62 dBA
2 motors:	Min./Max. Speed:	62/65 dBA
3 motors:	Min./Max. Speed:	64/67 dBA
4 motors:	Min./Max. Speed:	65/68 dBA

Sound data is not AMCA certified.

Berner reserves the right to alter specifications without prior notice.



ARCHITECTURAL RECESSED 12

Steam Heated Air Curtain

Electrical Performance Sheet

MODEL	# CKTS	120/1/60 (voltage code A) MOTOR AMP DRAW = 8.5 each		# CKTS	208/1/60 (voltage code B) MOTOR AMP DRAW = 4.3 each		# CKTS	240/1/60 (voltage code J) or 220/1/50 (voltage code V) MOTOR AMP DRAW = 4.3 each	
		AMPS PER CIRCUIT	BREAKER RATING PER CIRCUIT		AMPS PER CIRCUIT	BREAKER RATING PER CIRCUIT		AMPS PER CIRCUIT	BREAKER RATING PER CIRCUIT
ARD12-1036S ARD12-1042S ARD12-1048S ARD12-1060S	1	8.5	15	1	4.3	15	1	4.3	15
ARD12-2060S ARD12-2072S ARD12-2084S ARD12-2096S ARD12-2108S ARD12-2120S	1	17.0	25	1	8.6	15	1	8.6	15
ARD12-3096S ARD12-3108S ARD12-3120S ARD12-3132S ARD12-3144S	1	25.5	35	1	12.9	20	1	12.9	20
ARD12-4144S	1	34.0	45	1	17.2	25	1	17.2	25

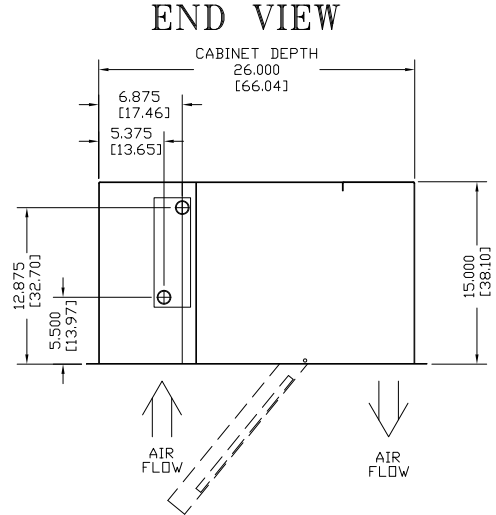
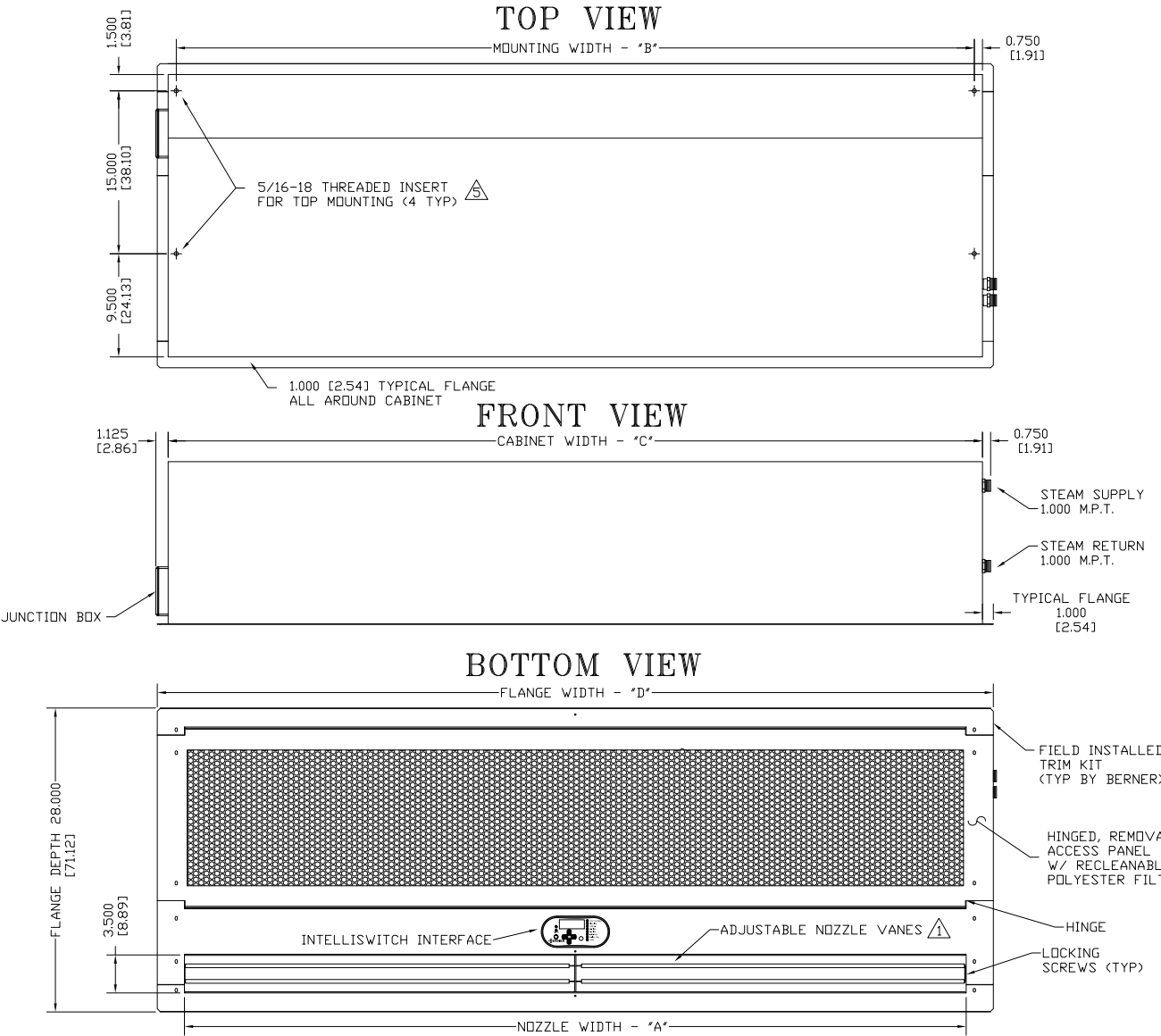


ARCHITECTURAL RECESSED 12

**Steam Heated Air Curtain
Electrical Performance Sheet**

MODEL	# CKTS	480/3/60 (voltage code Z) MOTOR XFMR AMP DRAW = 2.1 per kva		600/3/60 (voltage code Q) MOTOR XFMR AMP DRAW = 1.7 per kva		380/3/50 (voltage code O) MOTOR AMP DRAW = 4.3 each			
		AMPS PER CIRCUIT	BREAKER RATING PER CIRCUIT	AMPS PER CIRCUIT	BREAKER RATING PER CIRCUIT	AMPS PER CIRCUIT	BREAKER RATING PER CIRCUIT		
ARD12-1036S ARD12-1042S ARD12-1048S ARD12-1060S	1	2.1	15	1	1.7	15	1	4.3	15
ARD12-2060S ARD12-2072S ARD12-2084S ARD12-2096S ARD12-2108S ARD12-2120S	1	4.2	15	1	3.4	15	1	8.6	15
ARD12-3096S ARD12-3108S ARD12-3120S ARD12-3132S ARD12-3144S	1	6.3	15	1	5.1	15	1	12.9	20
ARD12-4144S	1	10.5	15	1	8.5	15	1	17.2	25

ARD12 ARCHITECTURAL RECESSED STEAM HEATED



- NOTES:**
- ⚠ AIR CURTAIN MUST BE INSTALLED SO AIR STREAM IS NOT OBSTRUCTED WHEN DEFLECTED 20° TO EITHER SIDE OF C.
 - Ⓐ ELECTRICAL CONNECTIONS TO BE FLEXIBLE.
 - Ⓒ FIELD VERIFY DIMENSIONS.
 - Ⓓ ANCHORS TO SUPPORTING STRUCTURE BY OTHERS.
 - Ⓔ ADEQUACY OF SUPPORTING STRUCTURE IS TO BE VERIFIED BY A PROFESSIONAL STRUCTURAL ENGINEER.
 - Ⓕ LETTER "S" IN MODEL NUMBER DESIGNATES STEAM HEATED UNIT.
 - Ⓖ DIMENSIONS IN INCHES (CENTIMETERS).

MODEL ⚠	NOZZLE WIDTH "A"	MOUNTING WIDTH "B"	CABINET WIDTH "C"	FLANGE WIDTH "D"	RECOMMENDED ROUGH OPENING DEPTH x WIDTH
ARD12-1036S	36.00 [91.44]	37.50 [95.25]	39.00 [99.06]	41.00 [104.14]	27.00 x 40.00 [68.58 x 101.60]
ARD12-1042S	42.00 [106.68]	43.50 [110.49]	45.00 [114.30]	47.00 [119.38]	27.00 x 46.00 [68.58 x 116.84]
ARD12-1048S	48.00 [121.92]	49.50 [125.73]	51.00 [129.54]	53.00 [134.62]	27.00 x 52.00 [68.58 x 132.08]
ARD12-1060S/2060S	66.00 [167.64]	67.50 [171.45]	69.00 [175.26]	71.00 [180.34]	27.00 x 70.00 [68.58 x 177.80]
ARD12-2072S	72.00 [182.88]	73.50 [186.69]	75.00 [190.50]	77.00 [195.58]	27.00 x 76.00 [68.58 x 193.04]
ARD12-2084S	84.00 [213.36]	85.50 [217.17]	87.00 [220.98]	89.00 [226.06]	27.00 x 88.00 [68.58 x 223.52]
ARD12-2096S/3096S	99.00 [251.46]	100.50 [255.27]	102.00 [259.08]	104.00 [264.16]	27.00 x 103.00 [68.58 x 261.62]
ARD12-2108S/3108S	108.00 [274.32]	109.50 [278.13]	111.00 [281.94]	113.00 [287.02]	27.00 x 112.00 [68.58 x 284.48]
ARD12-2120S/3120S	117.00 [297.18]	118.50 [300.99]	120.00 [304.80]	122.00 [309.88]	27.00 x 121.00 [68.58 x 307.34]
ARD12-3132S	132.00 [335.28]	133.50 [339.09]	135.00 [342.90]	137.00 [347.98]	27.00 x 136.00 [68.58 x 345.44]
ARD12-3144S/4144S	144.00 [365.76]	145.50 [369.57]	147.00 [373.38]	149.00 [378.46]	27.00 x 148.00 [68.58 x 375.92]

PROJECT			
LOCATION			
ARCHITECT			
ENGINEER			REV: --
DWG. NO.	ARD12-STM	TITLE:	BERNER
DATE	31MAR2017	MODEL ARD12 AIR CURTAIN	
BY	S. Beil	STEAM HEATED SYSTEM	
REPLACES	-	BERNER INTERNATIONAL CORP. NEW CASTLE, PA.	
BY	-		