

# Model—DC-640M

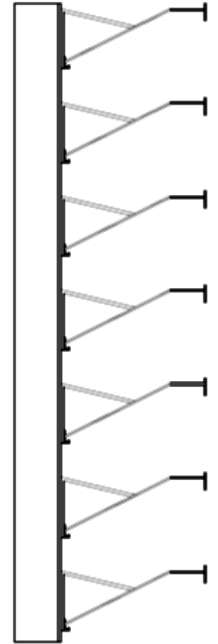
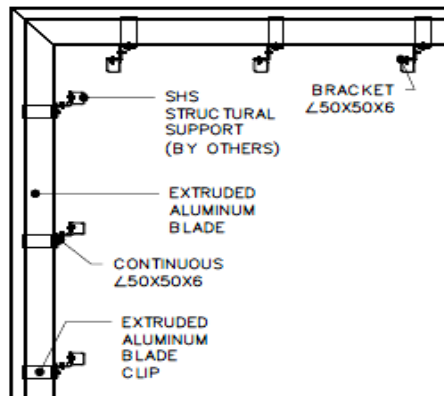

## 152mm DEEP VISION SCREEN FOR COOLING TOWERS

OSA Products certifies that the Cooling Tower Screen Model “DC 640M” is licensed to bear the AMCA seal. The ratings shown are based on tests and procedures performed in accordance with AMCA Publication 511 and comply with the requirements of the AMCA Certified Ratings Program. The AMCA Certified Ratings seal applies to air performance ratings Only.



### AIRFLOW PERFORMANCE

- FREE AREA : 70% based on 48in (1220mm) x 48in (1220mm)
- Pressure Drop @ 2.5m/s Face Velocity—15 Pa
- Wind Load Reduction Factor - 0.35

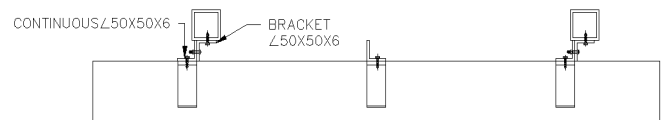


### FEATURES:

- ◆ Continuous blade assembly
- ◆ Good sight-proofing characteristics—72% sight cut-off
- ◆ Adequate airflow for cooling towers in excess of 70% Free Area
- ◆ Minimum pressure drop for confined areas

### Material & Finishes:

1. DC-640M COOLING TOWER SCREEN comprises
  - a. Blades: 6” deep Horizontal Fixed Blade
  - b. Mullion: 50x50x3 Continuous angle @ max. 1500mm o.c.
  - c. Blade Spacing: 4” (102mm)
2. Metal Thickness: Mullion 0.125 inch (3.0 mm); blades 0.078 inch (1.98 mm).
3. Finish: PE-SDF / PVDF / Anodize after fabrication
4. Color: As scheduled.
5. Mullions: Concealed or Exposed.
6. Screens: Bird mesh / Insect mesh AVAILABLE AS OPTIONAL ACCESSORIES.
7. Screen location: Interior
8. Screening Material: Aluminium / Stainless Steel



### Louver Construction:

1. Wind Load Resistance: Design to resist +ve and -ve wind load of \_\_\_\_ psf (\_\_\_\_ kPa) without damage or permanent deformation.
2. Blades: One piece extrusion blades with reinforcing bosses snap-locked to heavy-gage extruded aluminum blade braces, attached to structural supports. Each blade brace is mechanically secured to structure using stainless steel fastenings.
3. Supplied semi-knocked down for field assembly.
4. Welded corner units for blade alignment and blade continuity.
5. Exposed edges and ends of metal dressed smooth, free from sharp edges.

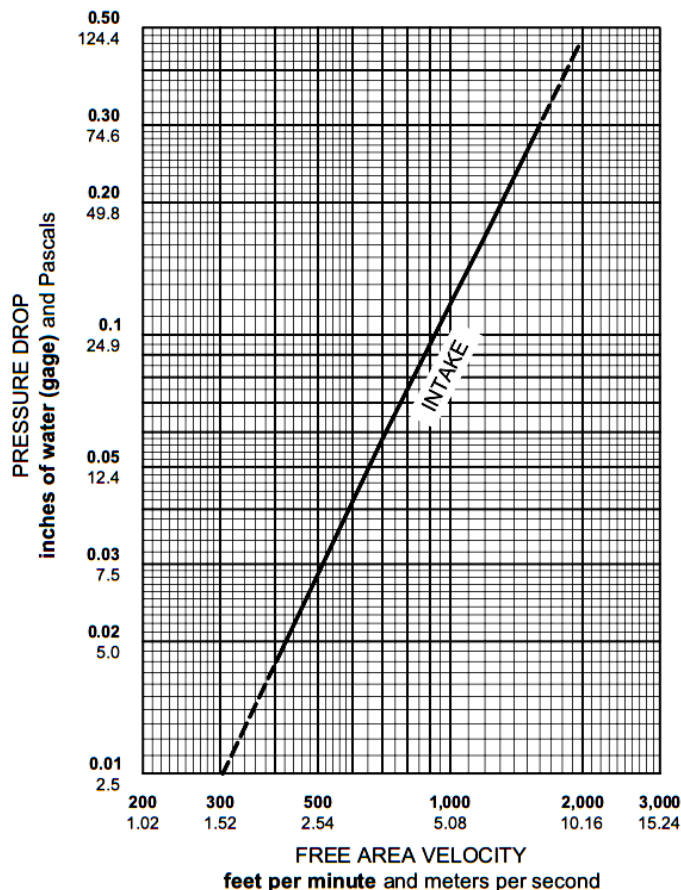
### Warranty:

OSA louvers warranted for 2 years against defective material and workmanship, and 20 Years for Finishes.

# Model—DC-640M

152mm DEEP VISION SCREEN FOR COOLING TOWERS

		FREE AREA (ft² and m²)									
		WIDTH (IN & mm)									
		12	24	36	48	60	72	84	96	108	120
		305	610	914	1219	1524	1829	2134	2438	2743	3048
HEIGHT (IN & mm)	12	0.43	0.95	1.47	1.99	2.51	3.03	3.55	4.07	4.59	5.11
	305	0.04	0.09	0.14	0.19	0.23	0.28	0.33	0.38	0.43	0.47
	24	1.09	2.39	3.70	5.00	6.30	7.61	8.91	10.22	11.52	12.82
	610	0.10	0.22	0.34	0.46	0.59	0.71	0.83	0.95	1.07	1.19
	36	1.73	3.81	5.89	7.96	10.04	12.12	14.20	16.28	18.35	20.43
	914	0.16	0.35	0.55	0.74	0.93	1.13	1.32	1.51	1.71	1.90
	48	2.38	5.24	8.09	11.21	13.81	16.66	19.52	22.38	25.24	28.09
	1219	0.22	0.49	0.75	1.042	1.28	1.55	1.81	2.08	2.35	2.61
	60	3.03	6.67	10.30	13.94	17.57	21.21	24.85	28.48	32.12	35.75
	1524	0.28	0.62	0.96	1.30	1.63	1.97	2.31	2.65	2.99	3.32
	72	3.68	8.09	12.51	16.92	21.34	25.75	30.17	34.58	39.00	43.41
	1829	0.34	0.75	1.16	1.57	1.98	2.39	2.80	3.21	3.63	4.04
	84	4.33	9.52	14.72	19.91	25.11	30.30	35.49	40.69	45.88	51.08
	2134	0.40	0.89	1.37	1.85	2.33	2.82	3.30	3.78	4.26	4.75
	96	4.98	10.95	16.92	22.89	28.86	34.83	40.80	46.78	52.75	58.72
	2438	0.46	1.02	1.57	2.13	2.68	3.24	3.79	4.35	4.90	5.46
	108	5.63	12.38	19.13	25.88	32.64	39.39	46.14	52.89	59.65	66.40
	2743	0.52	1.15	1.78	2.41	3.03	3.66	4.29	4.92	5.54	6.17
	120	6.28	13.81	21.34	28.87	36.40	43.93	51.47	59.00	66.53	74.06
	3048	0.58	1.28	1.98	2.68	3.38	4.08	4.78	5.48	6.18	6.88



## Test Data

- Published data is in accordance with ANSI/AMCA 500-L, Figure 5.5.
- Data is corrected to standard air density.
- Test sample size: 48in (1220mm) x 48in (1220mm)