

T6784

Adjustable Louver | Drainable Blade | Extruded Aluminum

Standard Construction

Frame	Heavy gauge extruded 6063-T5 aluminum, 4 in. (102 mm) x 0.125 in. (3 mm) nominal wall thickness
Blades	Drainable design, heavy gauge extruded 6063-T5 aluminum, 0.081 in. (2 mm) nominal wall thickness, positioned 45° on approximately 4 in. (102 mm) centers
Seals	Dual-durometer extruded vinyl blade seals, compressible stainless steel jamb seals
Temperature Restrictions	(-20° F) - (+180° F) (-29° C) - (+82° C)
Linkage	Side linkage, out of airstream (concealed in frame)
Bearings	Synthetic sleeve type
Axles	1/2 in. (13 mm) dia. zinc plated steel
Louver Depth	4 in. (102 mm)
Construction	Mechanically fastened
Finish	Mill
Minimum Size	12 in. W x 12 in. H (305 mm W x 305 mm H)
Maximum Single Section Size	60 in. W x 96 in. H (1524 mm W x 2438 mm H)
Wind Load	25 PSF (1.2 kPa)

Performance Ratings

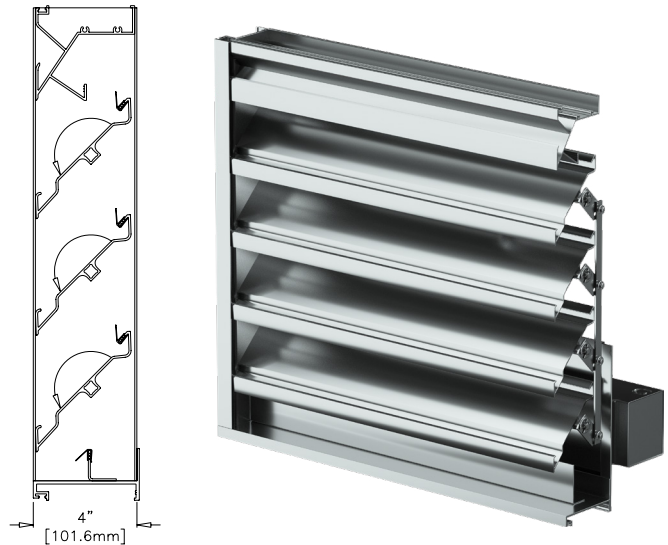


Airolite certifies that the T6784 louvers shown herein are licensed to bear the AMCA Seal. The ratings shown are based on tests and procedures performed in accordance with AMCA Publication 511 and comply with the requirements of the AMCA Certified Ratings Program. The AMCA Certified Ratings Seal applies to Water Penetration and Air Performance ratings.

Louvers were tested in accordance with AMCA Standard 500-L.

Performance of 48 in. x 48 in. (1219 mm x 1219 mm) Louver

Free Area	
Area	5.81 sq. ft. (0.540 sq. m)
Percent	36.3%
Performance at Beginning Point of Water Penetration	
Free Area Velocity	Above 1250 fpm (6.350 m/s)
Max Intake Volume	7263 cfm (3.428 m ³ /s)
Performance at 6,000 CFM (2.832 m³/s) Intake	
Pressure Drop	0.140 in. wg (0.035 kPa)



Options and Accessories

- Actuators
- [Bird Screen](#)
- [Extended Sill](#)
- [Filter Rack/Filter](#)
- [Flange Frame](#)
- [Glazing Frame](#)
- [Insect Screen](#)
- [Mounting Angles](#)
- [Security Bars](#)
- [Variety of Architectural Finishes](#)
- Welded Construction

Product Details

[T6784 Leakage Chart](#)

[T6784 Standard Details](#)

Structural reinforcing members may be required to adequately support and install multiple louver sections within a large opening. Structural reinforcing members along with any associated installation hardware is not provided by Airolite unless indicated otherwise by Airolite. Options and accessories including, but not limited to, screens, filter racks, louver doors, and blank off panels are not subject to structural analysis unless indicated otherwise by Airolite.

AIROLITE
The look that works.™

T6784

Adjustable Louver | Drainable Blade | Extruded Aluminum

Free Area Chart

Free Area Chart shows free area in square feet and square meters.

Louver Height Inches (Meters)	Louver Width in Inches (Meters)								
	12	18	24	30	36	42	48	54	60
0.30	0.15	0.25	0.36	0.46	0.56	0.66	0.76	0.86	0.96
0.46	0.28	0.47	0.65	0.84	1.02	1.20	1.39	1.57	1.76
0.61	0.54	0.89	1.25	1.60	1.95	2.30	2.65	3.00	3.35
0.76	0.67	1.11	1.54	1.98	2.41	2.85	3.28	3.72	4.15
0.91	0.80	1.32	1.84	2.36	2.88	3.40	3.91	4.43	4.95
1.07	1.06	1.75	2.43	3.12	3.81	4.49	5.18	5.86	6.55
1.22	1.19	1.96	2.73	3.50	4.27	5.04	5.81	6.58	7.35
1.37	1.32	2.17	3.03	3.88	4.73	5.59	6.44	7.30	8.15
1.52	1.58	2.60	3.62	4.64	5.66	6.68	7.71	8.73	9.75
1.68	1.70	2.81	3.92	5.02	6.13	7.23	8.34	9.44	10.55
1.83	1.83	3.02	4.21	5.40	6.59	7.78	8.97	10.16	11.35
1.98	2.09	3.45	4.81	6.16	7.52	8.88	10.23	11.59	12.95
2.13	2.22	3.66	5.10	6.54	7.98	9.42	10.86	12.30	13.74
2.29	2.35	3.87	5.40	6.92	8.45	9.97	11.50	13.02	14.54
2.44	2.61	4.30	5.99	7.68	9.38	11.07	12.76	14.45	16.14

Document Links

[Architectural Louvers Catalog](#)

[Finishes & Colors](#)

[Qwik Ship Guide](#)

[Aiolite Warranty Statement](#)



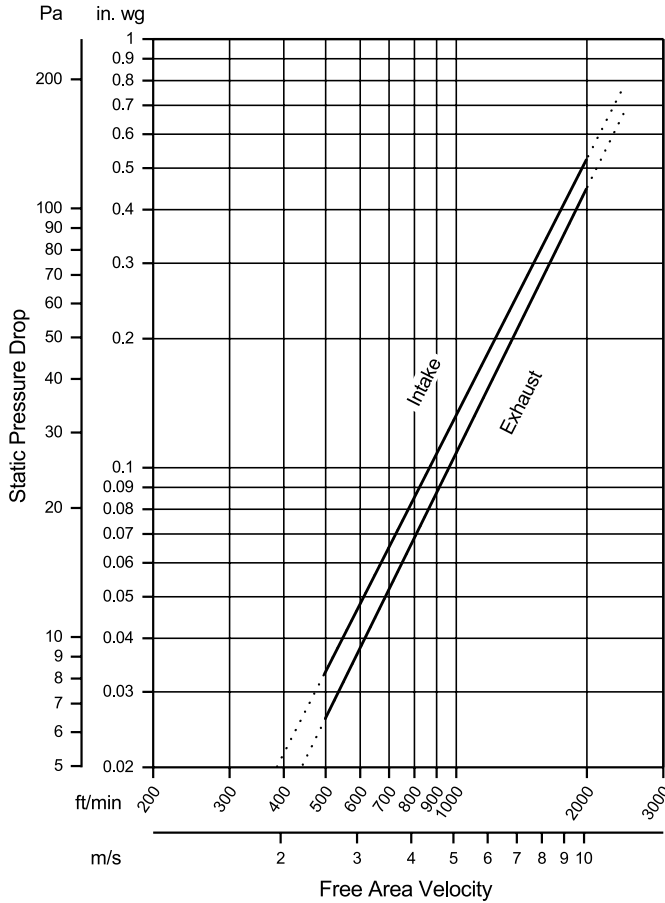
T6784

Adjustable Louver | Drainable Blade | Extruded Aluminum

Airflow Resistance

Standard Air - 0.075 lb/ft³ (1.2 kg/m³)

Test size 48 in. x 48 in. (1219 mm x 1219 mm)



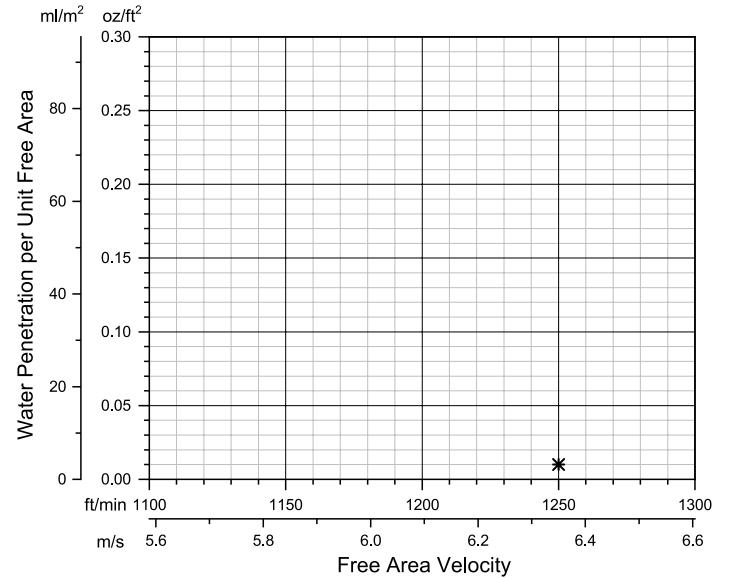
Model T6784 resistance to airflow (pressure drop) varies depending on louver application (air intake or air exhaust). Free area velocities (shown) are higher than average velocity through the overall louver size. See louver selection information. (Test Figure 5.5-6.5)

Water Penetration

Standard Air - 0.075 lb/ft³ (1.2 kg/m³)

Test size 48 in. x 48 in. (1219 mm x 1219 mm)

Test duration of 15 min.



The AMCA Water Penetration Test provides a method for comparing various louver models and designs as to their efficiency in resisting the penetration of rainfall under specific laboratory test conditions. The beginning point of water penetration is defined as that velocity where the water penetration curve projects through 0.01 oz. (3 g) of water (penetration) per sq. ft. (m²) of louver free area.

***The beginning point of water penetration for Model T6784 is above 1250 fpm (6.35 m/s) free area velocity.**

These performance ratings do not guarantee a louver to be weatherproof or stormproof and should be used in combination with other factors including good engineering judgement in selecting louvers.

