

Application

The BD-300 is a vertical mount backdraft damper designed to allow horizontal airflow and prevent reverse airflow. The dampers are opened by air pressure differential and closed by gravity.

Damper Ratings

Pressure

Up to 2.0 in. wg (0.5 kPa) - differential pressure

Velocity

Up to 1500 fpm (7 m/s)

Temperature

Up to 180°F (82°C)

Leakage

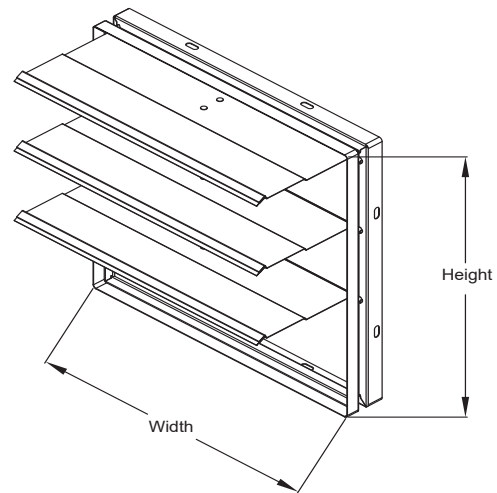
BD-300 series comply with the International Energy Conservation Code (IECC) and ASHRAE 90.1 leakage requirements for non-motorized dampers (see page 2)



* W & H dimensions furnished approximately 1/8 in. (3 mm) undersize.

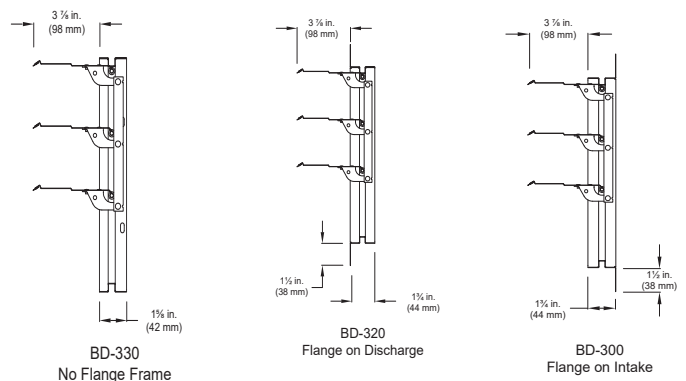
Construction

	Standard
Frame Material	Galvanized Steel
Frame Thickness	24 ga. (0.7 mm)
Frame Type	No flange (BD-330)
	Flange on intake (BD-300)
	Flange on discharge (BD-320)
Blade Material	Roll formed aluminum
Blade Thickness	0.016 in. (0.41 mm)
Blade Seals	Vinyl
Axle/Axle Bearings	Synthetic
Paint Finishes	None



Size Limitations

W x H	Minimum Size	Maximum Size
in. (mm)		Single Panel
	8 x 8 (203 x 203)	18 x 18 (457 x 457)



Performance Data



Greenheck Fan Corporation certifies that the models BD-300, 320, and 330 shown herein is licensed to bear the AMCA Seal. The ratings shown are based on tests and procedures performed in accordance with AMCA Publication 511 and comply with the requirements of the AMCA Certified Ratings Program. The AMCA Certified Ratings Seal applies to Air Leakage and Air Performance Ratings.

Test Information

- Air leakage is based on operation between 32°F and 120°F (0°C and 48°C)
- Tests for air leakage were conducted in accordance with ANSI/AMCA Standard 500-D Figure 5.5, in the intake direction
- Air performance testing conducted in accordance with ANSI/AMCA Standard 500-D, Figure 5.5

Air Leakage

Model BD-300 series dampers leak a maximum of:

- 39 cfm/ft² or less at 1.0 inches w.g.*

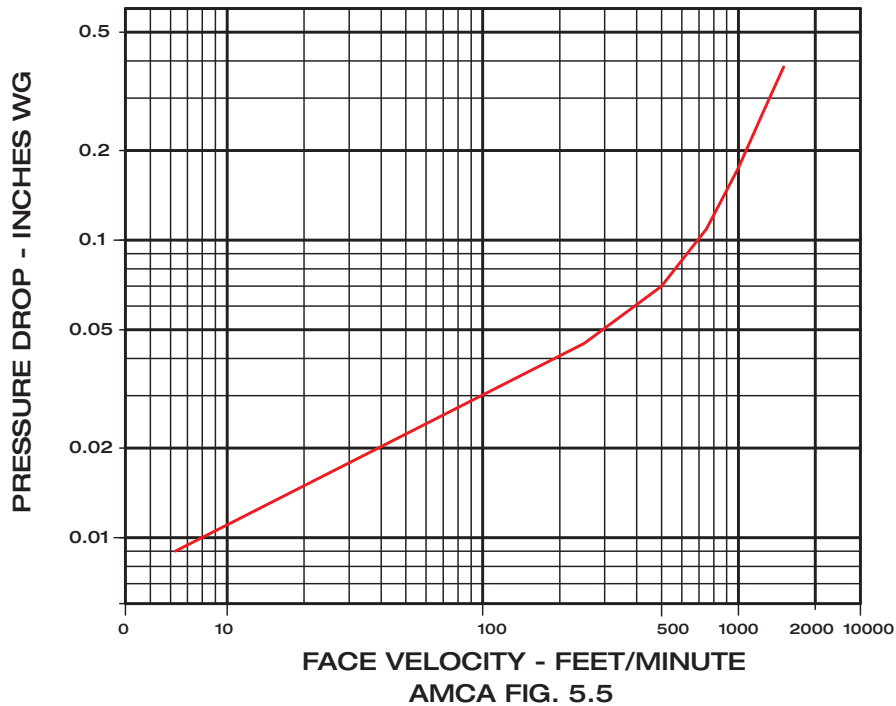
*Note: This model complies with the International Energy Conservation Code (IECC) and ASHRAE 90.1 leakage requirements for non-motorized dampers.

Air Performance

Performance data results from testing a 18 in. x 18 in. (457 mm x 457 mm) damper in accordance with AMCA Standard 500-D using Figure 5.5. All data has been corrected to represent standard air at 0.075 lb/ft³ (1.201 kg/m³).

Pressure Drop

VELOCITY VS. PRESSURE DROP





[INSTALLATION](#)



[SELECTION GUIDE](#)



[CATALOG](#)



[SPECIFICATIONS](#)



[WARRANTY](#)