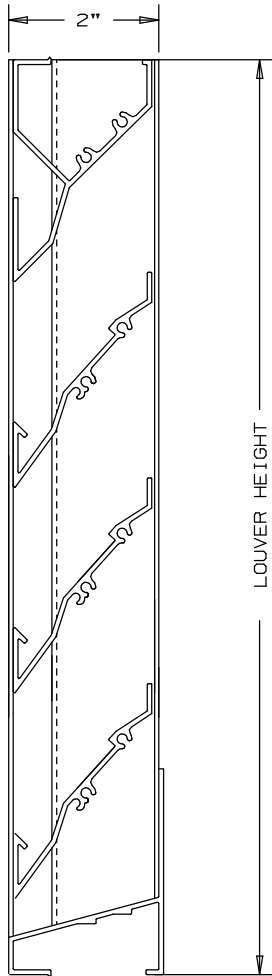


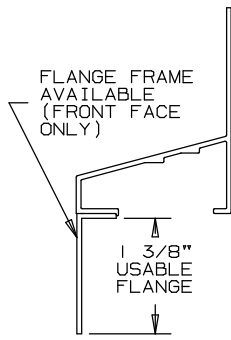
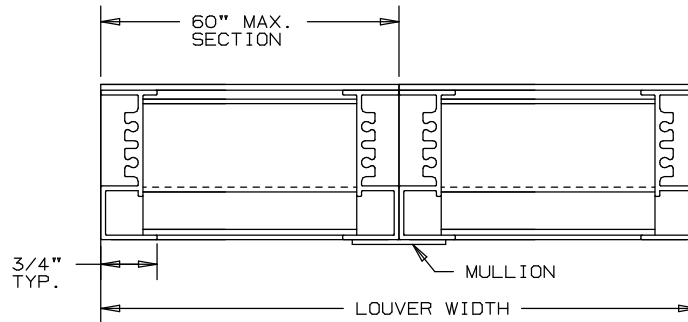
ARROW EXTRUDED ALUMINUM LOUVERS 2" DEEP

TYPE EA-215-D

CURTAIN WALL LOUVERS 45° DRAIN BLADE-STATIONARY-STANDARD CHANNEL



NOT TO SCALE



FLANGE FRAME
OPTION

SPECIFICATIONS

MATERIAL: EXTRUDED ALUMINUM 6063-T6/T52 ALLOY,
FRAME - .081" THK., BLADES - .064" THK.

FACE OF LOUVER: FULL SILL, WITH BLADES, AND HEAD
CONTAINED IN JAMBS. APPROXIMATE
BLADE CENTERS 2 3/4".

SCREEN: (WHEN INDICATED)
BIRD SCREEN - 1/2" FLATTENED ALUMINUM, .051" THK.
OR - 1/2" SQ. MESH INTERMEDIATE DOUBLE-
CRIMPED ALUMINUM WIRE, .063" DIA.
OR - 18/16 MESH, .011" DIA. ALUMINUM
WIRE INSECT SCREEN.

FINISH: _____


LOUVER PERFORMANCE STATEMENT

LOUVER MODEL EA-215-D SHALL BE FABRICATED TO PROVIDE
A MINIMUM OF (45%), 7.23 SQUARE FEET OF FREE AREA FOR
A 48" x 48" SIZE LOUVER AND BEAR THE AMCA CERTIFIED
RATINGS PROGRAM SEAL FOR AIR PERFORMANCE AND WATER
PENETRATION. THE RATING SHALL SHOW A BEGINNING
POINT OF WATER PENETRATION AT .01 OUNCES PER SQUARE
FOOT OF FREE AREA AT A FREE AREA VELOCITY OF 90
FEET PER MINUTE, (6514) CUBIC FEET PER MINUTE. WITH
.110 INCHES WATER GAUGE PRESSURE DROP FOR AIR INTAKE.

FOR CERTIFIED RATINGS
AUTHORIZED BY AMCA
-SEE REVERSE SIDE

NOMINAL DEDUCTIONS WILL BE MADE TO OPENING SIZES GIVEN.

ITEM	QTY.	WIDTH	HEIGHT	WIDTH	HEIGHT	MULL	TYPE	LOC	
		OPENING SIZE		LOUVER SIZE					



ARROW UNITED INDUSTRIES
A DIVISION OF MESTEK, INC.

314 RIVERSIDE DRIVE
WYALUSING, PA 18853

TEL: (570) 746-1888 FAX: (570) 746-9286

AGENT: _____

ARCH./ENG.:

CONTR.:

PROJECT:

EDR: ECN: JOB:

DATE: DWN.: DWG.:

LOUVER MODEL EA-215-D

45° DRAIN BLADE

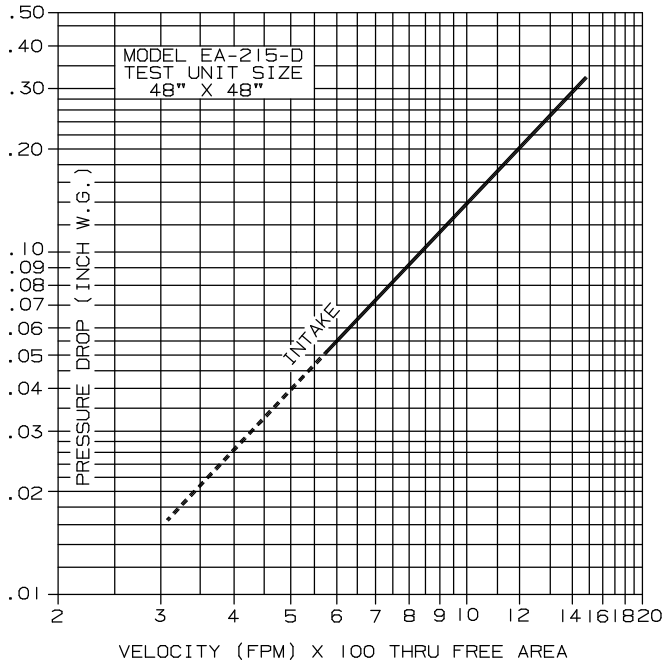
EXTRUDED ALUMINUM - STATIONARY

PERFORMANCE DATA

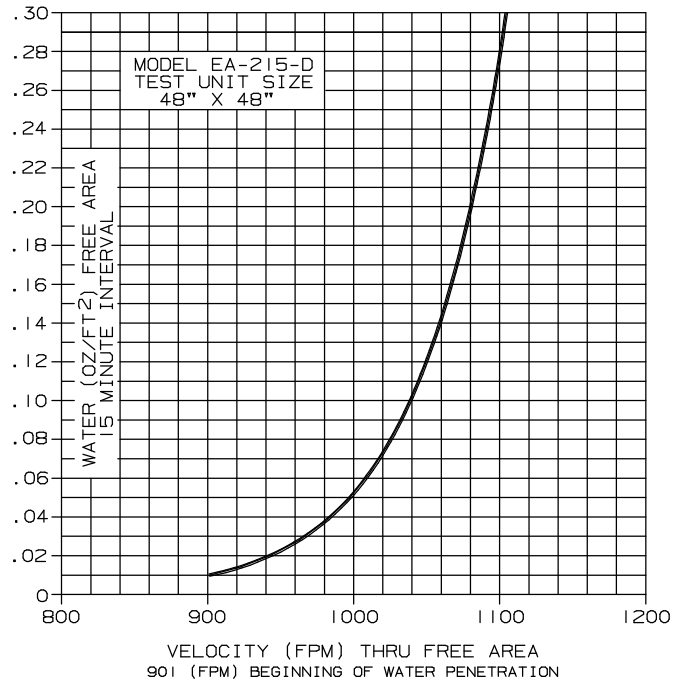
TESTS OF A 48" X 48" SAMPLE ACCORDING TO AMCA STANDARD 500-L SHOWS LESS THAN .02 OZ. PER SQ. FT. WATER PENETRATION AT 901 FPM (FREE AREA VELOCITY) WITH LESS THAN .12" W.G. PRESSURE DROP (INTAKE).

RATINGS DO NOT INCLUDE THE EFFECT OF BIRDSCREEN.

PRESSURE DROP



WATER PENETRATION



FREE AREA

HEIGHT	FREE AREA (SQ. FT.)								
	WIDTH								
	12"	18"	24"	30"	36"	42"	48"	54"	60"
12"	.52	.82	1.11	1.41	1.71	2.01	2.30	2.60	2.90
24"	.92	1.45	1.97	2.50	3.03	3.55	4.08	4.61	5.13
36"	1.32	2.08	2.83	3.59	4.34	5.10	5.86	6.61	7.37
48"	1.72	2.71	3.69	4.68	5.66	6.65	7.23	8.62	9.60
60"	2.12	3.34	4.55	5.77	6.98	8.19	9.41	10.62	11.84
72"	2.52	3.97	5.41	6.85	8.30	9.74	11.18	12.63	14.07
84"	2.93	4.60	6.27	7.94	9.62	11.29	12.96	14.63	16.30
96"	3.33	5.23	7.13	9.03	10.93	12.83	14.74	16.64	18.59



ARROW UNITED CERTIFIES THAT THE MODEL EA-215-D SHOWN HEREIN IS LICENSED TO BEAR THE AMCA SEAL. THE RATINGS SHOWN ARE BASED ON TESTS AND PROCEDURES PERFORMED IN ACCORDANCE WITH THE AMCA PUBLICATION 511 AND COMPLY WITH THE REQUIREMENTS OF THE AMCA CERTIFIED RATINGS PROGRAM. THE AMCA CERTIFIED RATINGS SEAL APPLIES TO AIR PERFORMANCE RATINGS AND WATER PENETRATION RATINGS.