


# Sirocco Fan

## DOUBLE SUCTION

### DSD Series

DSD-315F~2000F

February 2023





## **Contents**

**회사소개**

**AMCA Seal 정보**

**제품특징**

**성능곡선**

**치수표**

**Introduction**

**AMCA Seal Information**

**Product Characteristic**

**Performance Data**

**Overall Demension**

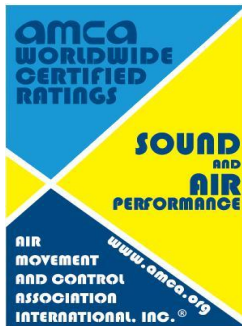
## Introduction

대림기공은 35년간의 축적된 경험과 기술을 바탕으로 1998년 설립한 공조용 및 산업용송풍기 전문생산업체입니다.

산업경제가 급격히 성장 발전하면서 그에 따른 환경과 에너지문제에 관심이 폭발적으로 증가하고 쾌적한 생활환경을 위하여 송풍기의 설치 및 사용이 증가하고 있습니다.

에너지절감과 친환경 제품의 시대적 요구에 따라 고효율의 제품을 공급하고자 지속적인 연구개발과 기술혁신으로 완벽한 품질과 철저한 품질관리로 고객만족을 위해 최선을 다할 것을 약속합니다.

## AMCA Seal Information



국제공기유동 및 제어 협회(AMCA)는 세계 공조시스템 설비 제조업체의 비영리 협회입니다. 또한, 협회는 산업용, 상업용, 주거용 시장의 FAN, 루버, 댐퍼, 에어커튼, 공기 측정 장소, 음향 감쇠기 등의 다른 공조 시스템 구성요소도 포함합니다.

협회의 목표는 공기 유동 및 제어 산업의 번영과 공공의 이익과 성장을 촉진하는 것입니다.

AMCA는 공조산업을 위해 자체 규정을 제시합니다.

FAN, 댐퍼, 루버 구매자는 AMCA 국제 인증의 의미를 인식하고 있을 필요가 있습니다.

대림기공의 원심형 퀘은 인증에 근거하여 AMCA SEAL이 부착됩니다.

표시된 등급은 발행물 211과 AMCA 발행물 311과 AMCA 등급인증 프로그램(AMCA CRP)

필요조건에 따라 실험 및 절차가 진행되는 것을 근거로 한다.

표시된 성능은 흡입구, 덕트 토출구로 설치된 B타입입니다. 성능 비율은 부속품 영향을 받는 것을 포함하지 않으며 동력 비율 kW는 운전손실을 포함하지 않는다.

The Air Movement and Control Association (AMCA) International, Inc. is a not-for-profit international association of the world's manufacturers of related air system equipment primarily, but not limited to: fans, louvers, dampers, air

curtains, airflow measurement stations, acoustic attenuators, and other air system components for the industrial, commercial and residential markets.

The association's mission is to promote the health and growth of the air movement and control industry consistent with the interest of the public. AMCA International is a valuable resource and a strong means of self regulation for our industry. People who buy and specify fans, dampers, and louvers need to be aware of the value of the AMCA International seal.

Daelim Mechanical Co. certifies that the DSD-F Series Centrifugal Fans shown here in are licensed to bear the AMCA seal.

The ratings shown are based on tests and procedures performed in accordance with AMCA Publication 211 and AMCA publication 311 and comply with the requirements of the AMCA Certified Ratings Program.

#### 영상

- \*날개 거의 길이가 짧고 날개 폭이 길다.
- \*날개의 끝이 외전방향으로 곡선을 이루고 있다.
- \*날개 매수가 타 기종 보다 많다.

#### 특징

- \*다른 FAN보다 풍량이 많고 저정압에서 사용한다.
- \*저속운전으로 소음이 작고 정속운전이 가능하다.
- \*풍량 변동에 의한 풍압의 변화가 작다.
- \*기준사양 정압 이하 운전시 동력의 상승 폭이 크다.

#### 용도

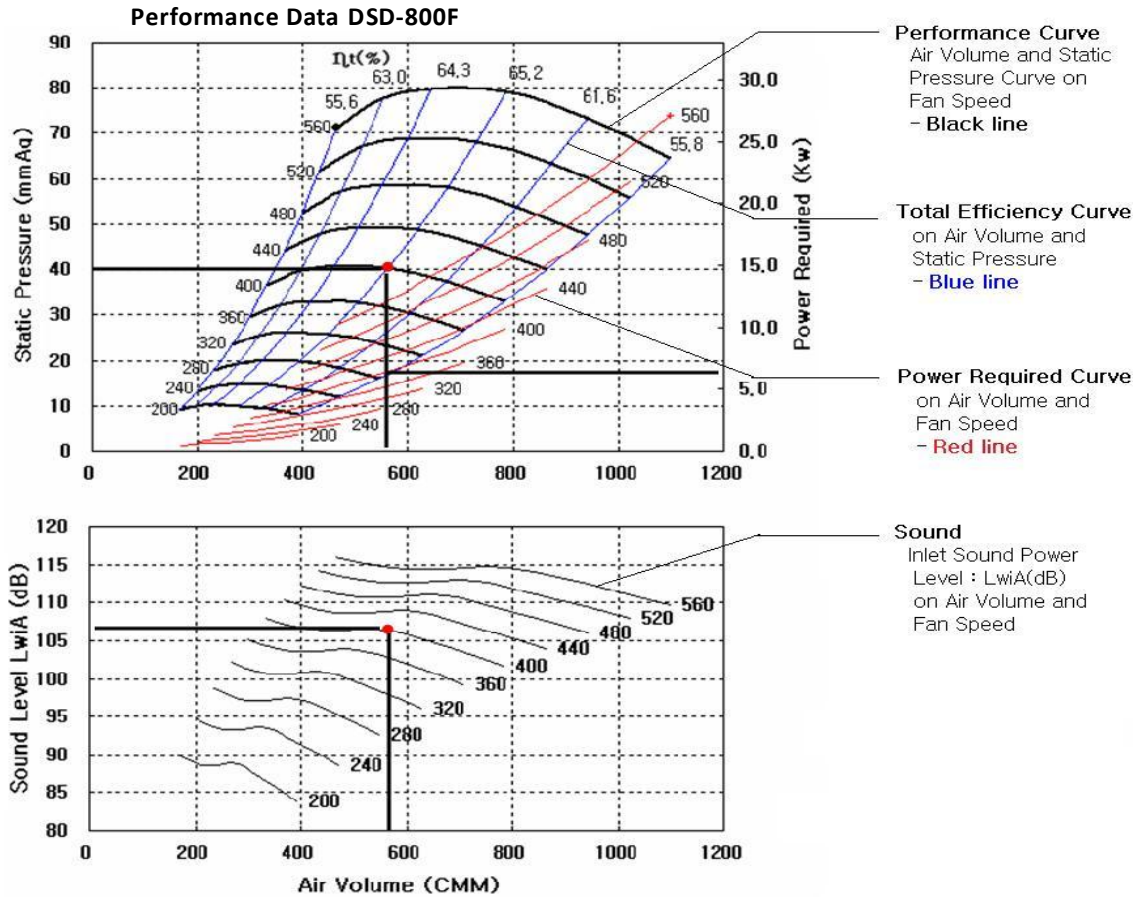
씨아주사강 급배기, 기계실, 발전기실 급배기용  
소방제연용 급배기, 정화조 및 주방 급배기용  
공기조화기 및 지하철 환기용  
기타 국소부위 배기용



# How to read Air Performance Data-Typical example

Model Reference DSD-800F

ex)	Air Volume	Static Pressure	Fan Speed	Total Efficiency	Power Required	Sound
	CMM	mmAq	rpm	%	Kw	dB
	562	40	400	65.2	6.4	106



## Fan Rotation and Discharge

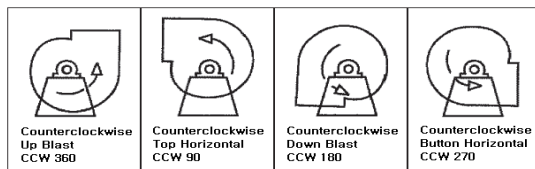
FAN의 회전과 토출방향은 AMCA 표준 99에 따릅니다.

회전 방향은 Fan의 구동축으로 부터 결정됩니다.

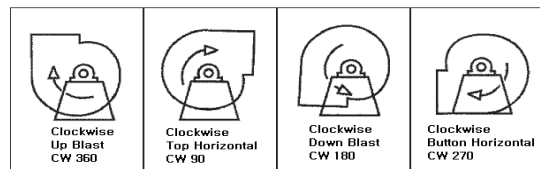
The rotation and discharge of the fan is in accordance with AMCA standard 99.

The direction of rotation is determined from the drive side of the fan.

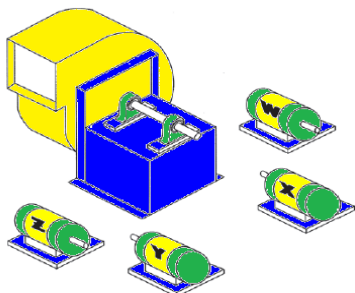
### CCW-counter-clockwise rotation



### CW-clockwise rotation



## Motor Position



벨트 구동 원심형 FaN의 Motor 방향은 AMCA 표준 99에 따릅니다.

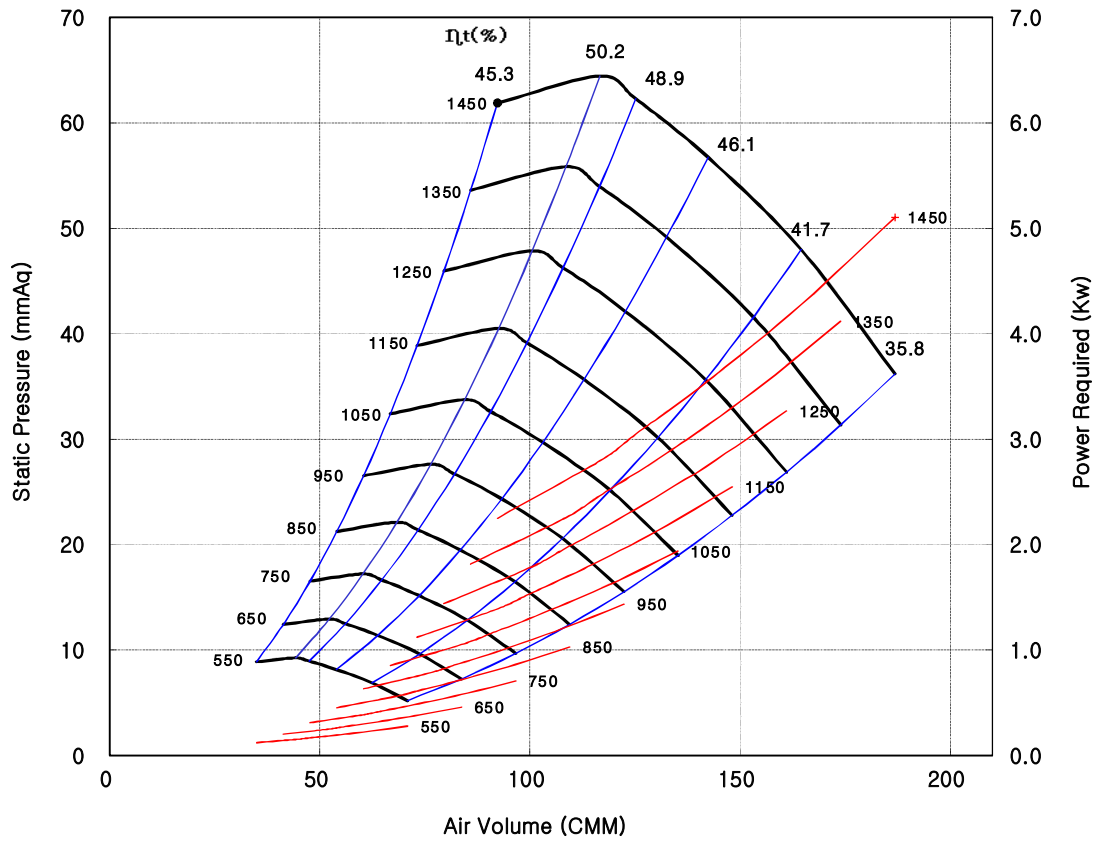
Motor의 위치는 Fan의 구동축 면과 지정된 위치인 W,X,Y,Z 로 결정됩니다.

The position of the motor for belt drive centrifugal fan is in accordance with AMCA standard 99.

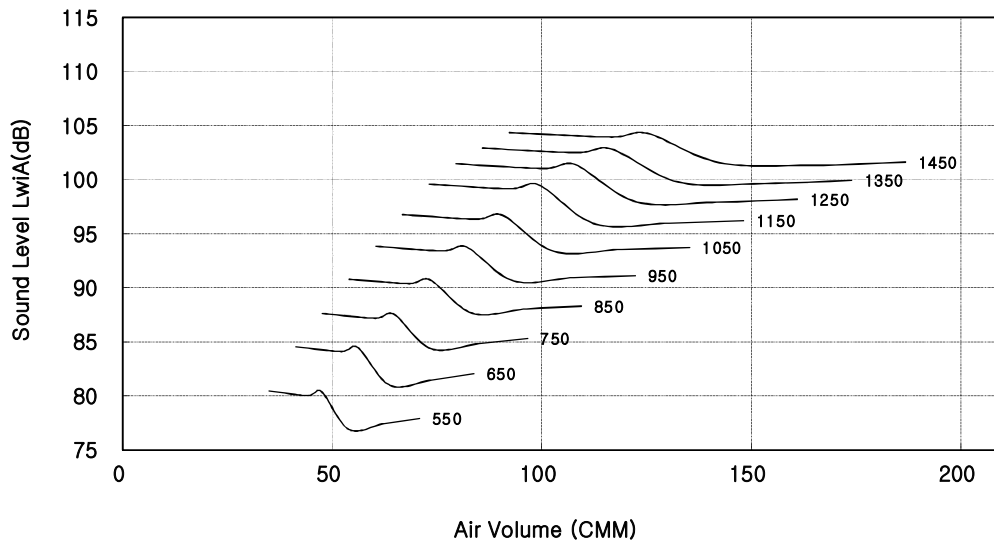
Location of motor is determined by facing the drive side of fan and designating the positions by letters W, X, Y, or Z.

## Performance Curves Data

DSD-315F



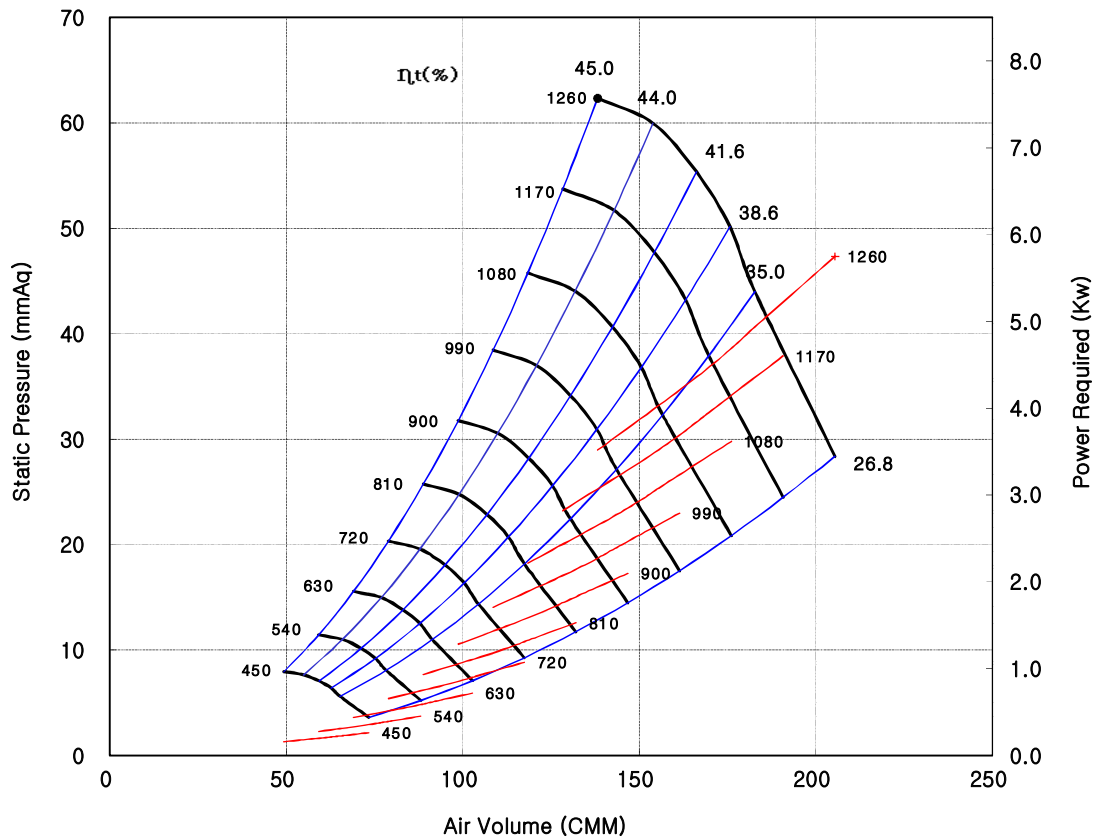
## Sound Power Level Data



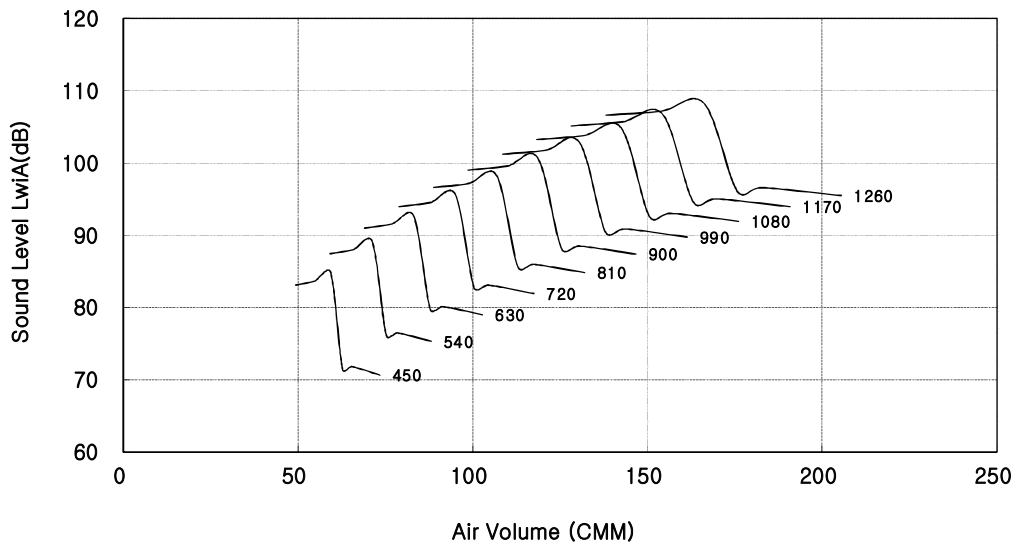
- Performance certified is for Installation type B - free inlet, ducted outlet. performance ratings do not include the effects of appurtenances (accessories). power rating (Kw) does not include transmission losses.
- The A-weighted sound ratings shown have been calculated per AMCA International Standard 301. Values shown are for inlet Lwi(A) sound power levels for installation type B-free inlet, ducted outlet.

## Performance Curves Data

DSD-355F



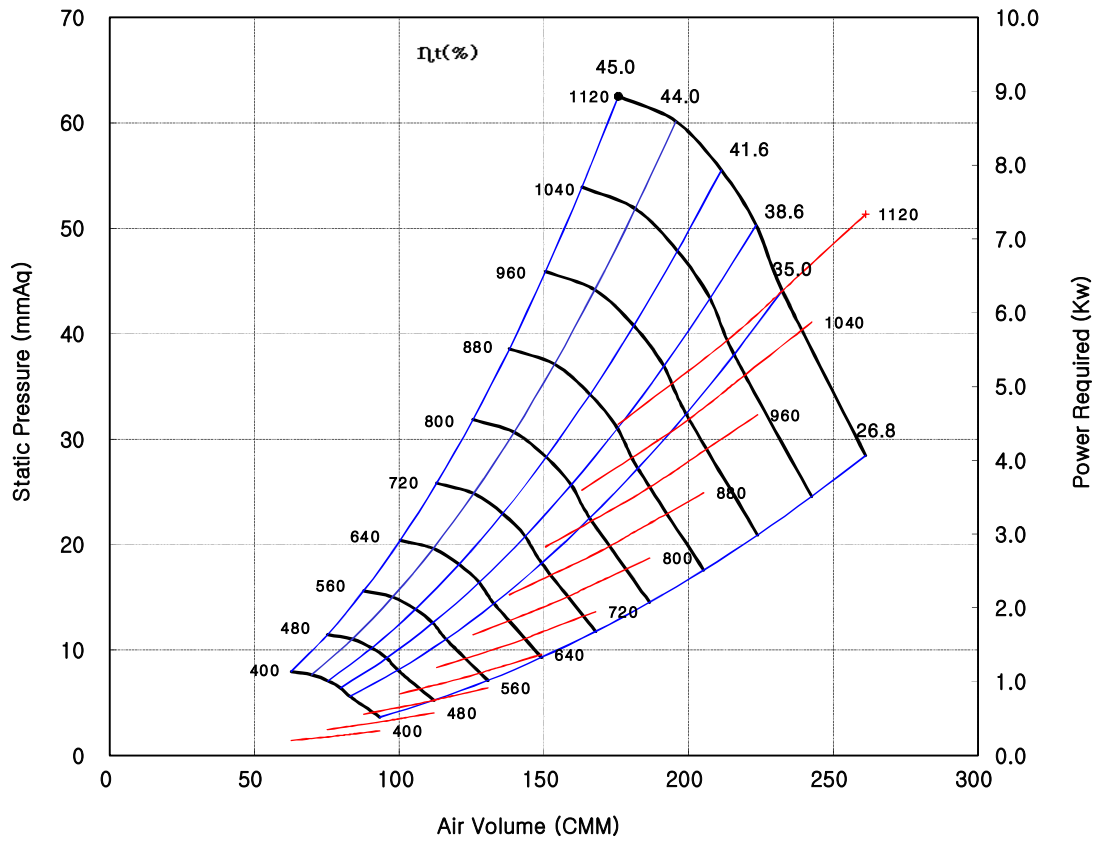
## Sound Power Level Data



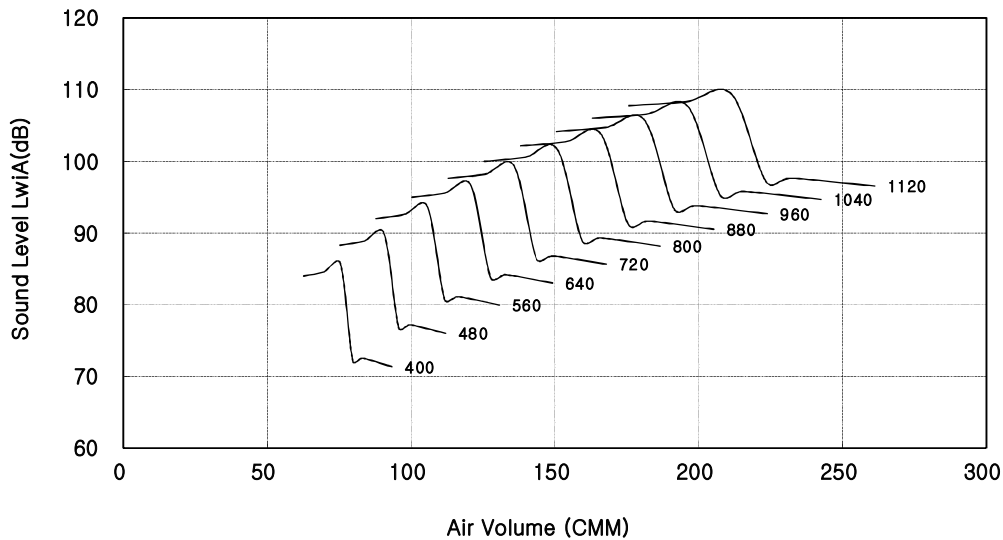
- Performance certified is for Installation type B - free inlet, ducted outlet. performance ratings do not include the effects of appurtenances (accessories). power rating (Kw) does not include transmission losses.
- The A-weighted sound ratings shown have been calculated per AMCA International Standard 301. Values shown are for inlet Lwi(A) sound power levels for installation type B-free inlet, ducted outlet.

## Performance Curves Data

DSD-400F



## Sound Power Level Data

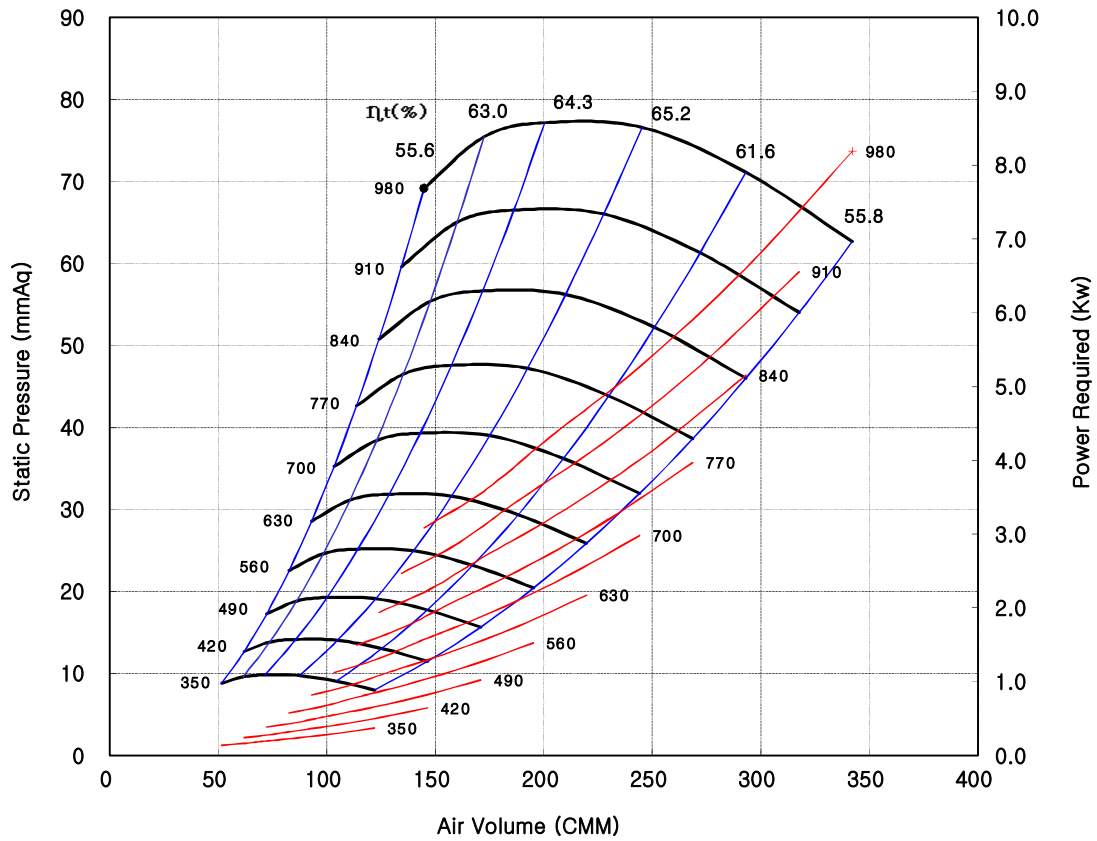


- Performance certified is for Installation type B - free inlet, ducted outlet. performance ratings do not include the effects of appurtenances (accessories). power rating (Kw) does not include transmission losses.
- The A-weighted sound ratings shown have been calculated per AMCA International Standard 301. Values shown are for inlet Lwi(A) sound power levels for installation type B-free inlet, ducted outlet.

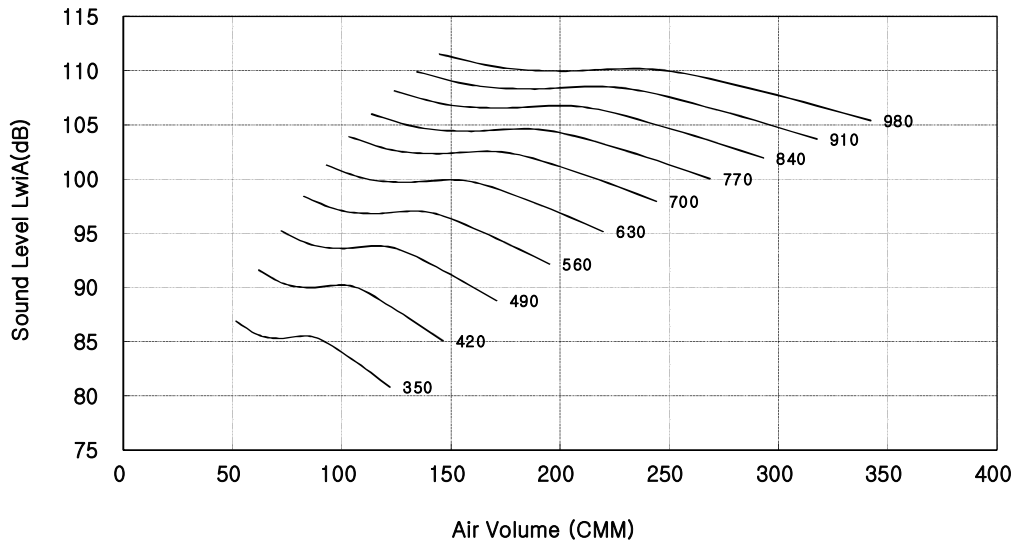


## Performance Curves Data

DSD-450F



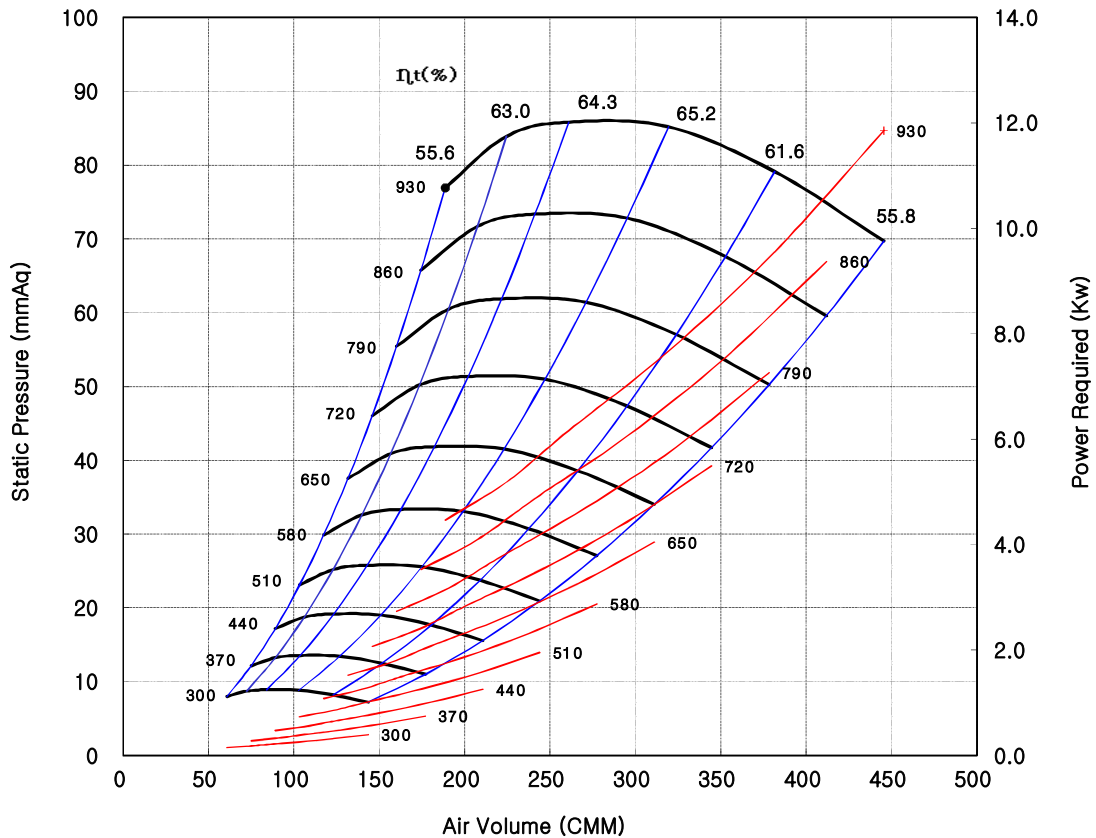
## Sound Power Level Data



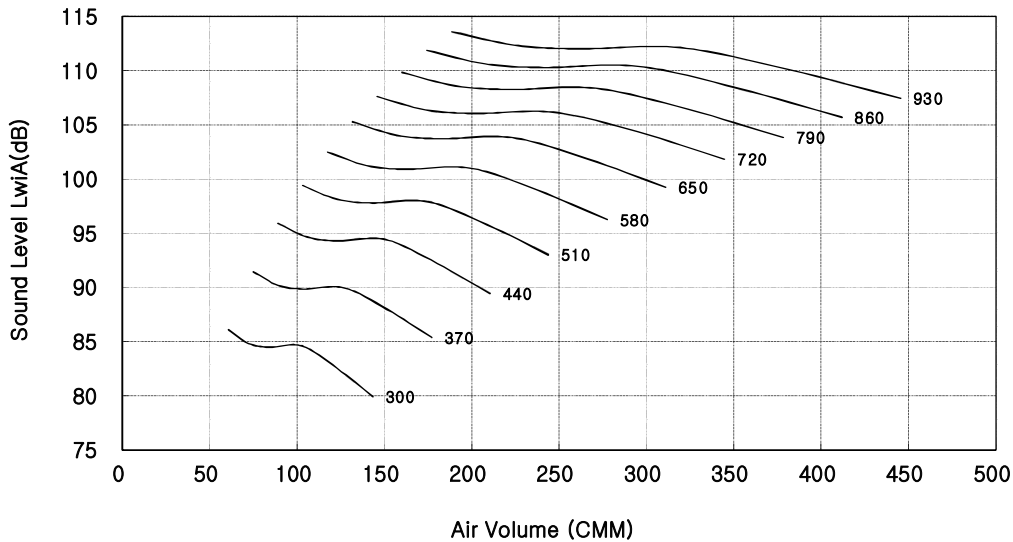
- Performance certified is for Installation type B - free inlet, ducted outlet. performance ratings do not include the effects of appurtenances (accessories). power rating (Kw) does not include transmission losses.
- The A-weighted sound ratings shown have been calculated per AMCA International Standard 301. Values shown are for inlet Lwi(A) sound power levels for installation type B-free inlet, ducted outlet.

## Performance Curves Data

DSD-500F



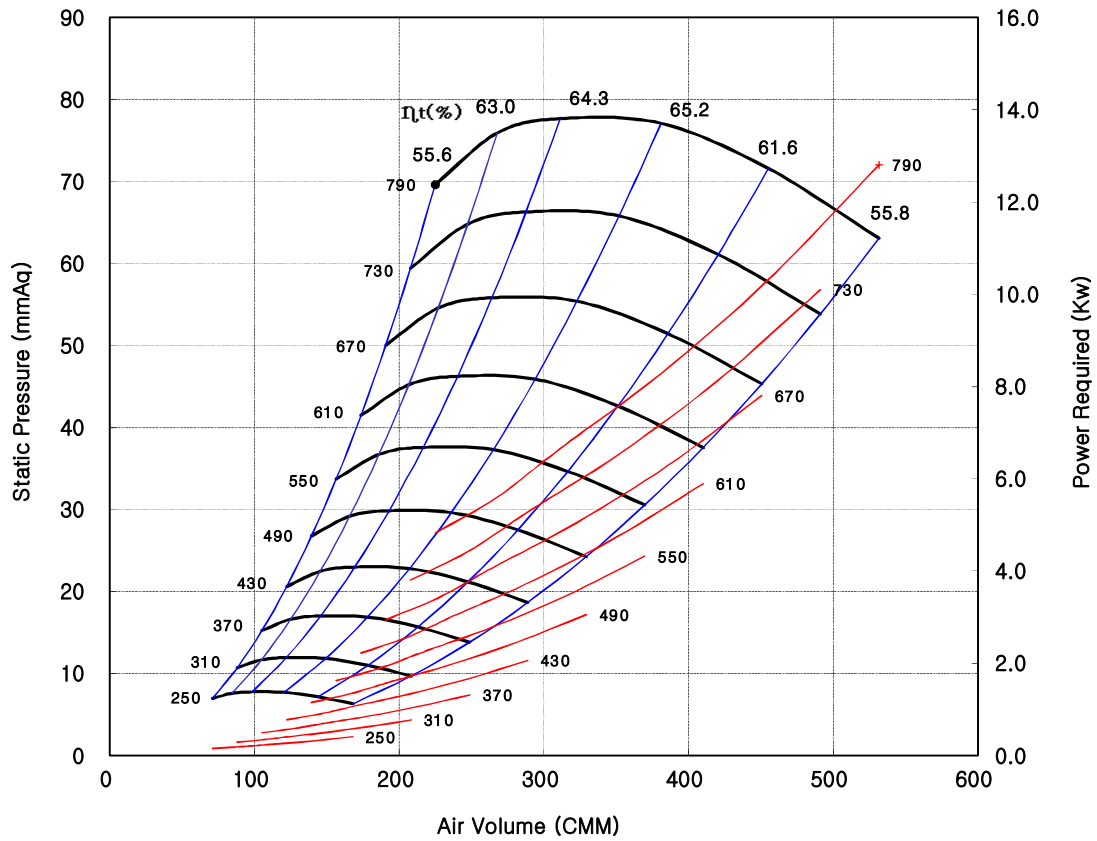
## Sound Power Level Data



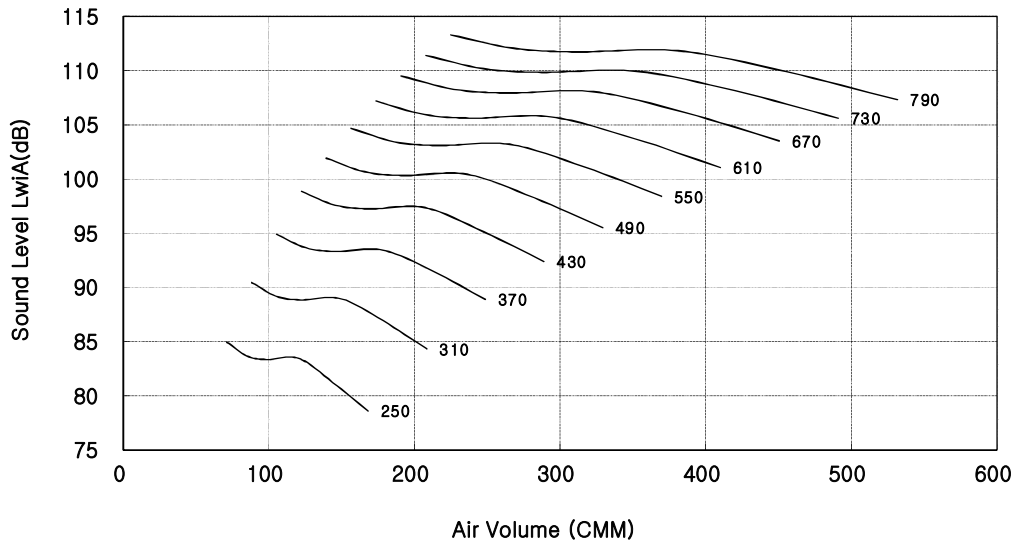
- Performance certified is for Installation type B - free inlet, ducted outlet. performance ratings do not include the effects of appurtenances (accessories). power rating (Kw) does not include transmission losses.
- The A-weighted sound ratings shown have been calculated per AMCA International Standard 301. Values shown are for inlet Lwi(A) sound power levels for installation type B-free inlet, ducted outlet.

## Performance Curves Data

DSD-560F



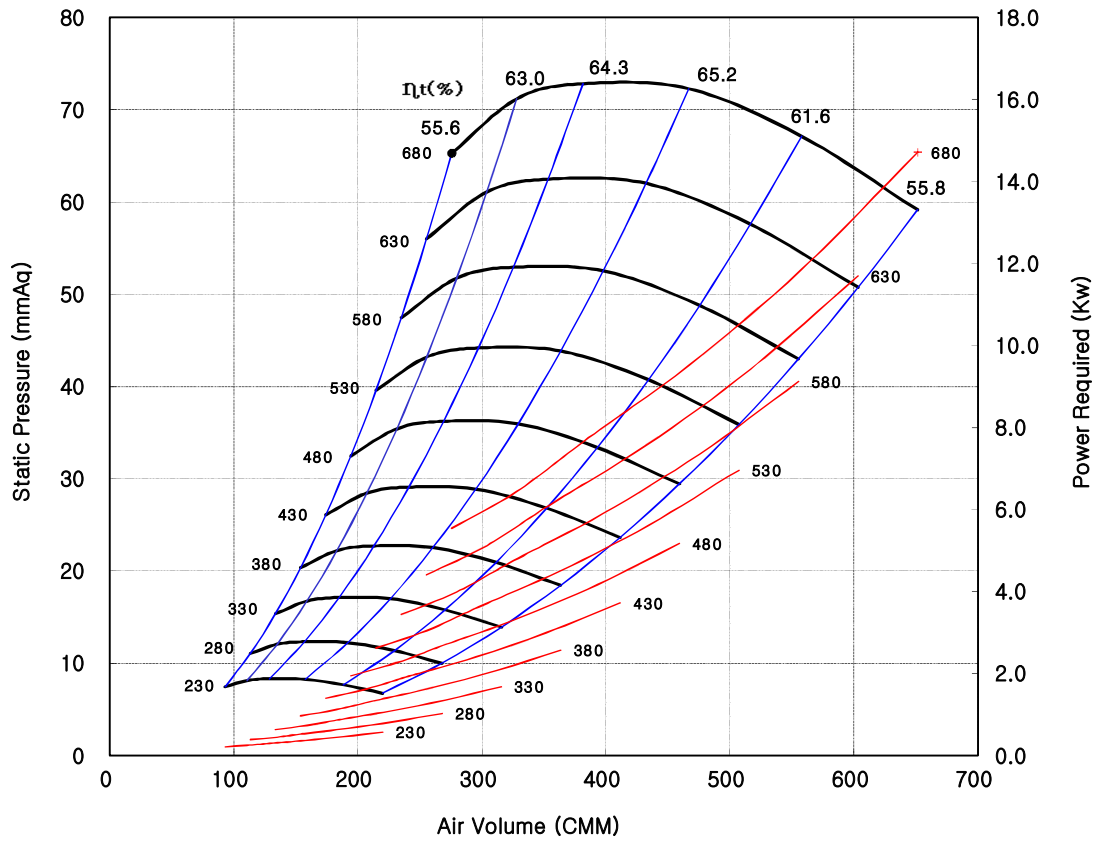
## Sound Power Level Data



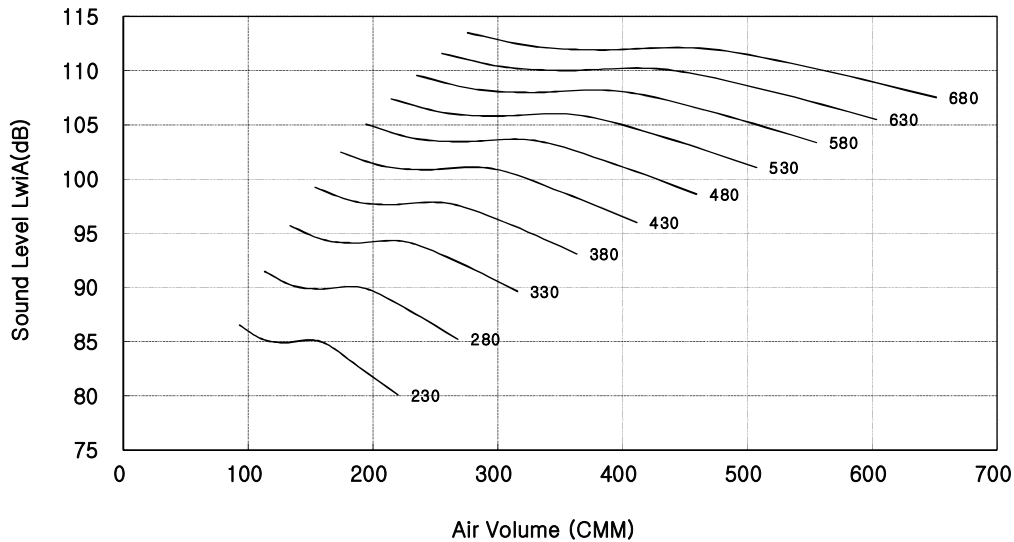
- Performance certified is for Installation type B - free inlet, ducted outlet. performance ratings do not include the effects of appurtenances (accessories). power rating (Kw) does not include transmission losses.
- The A-weighted sound ratings shown have been calculated per AMCA International Standard 301. Values shown are for inlet Lwi(A) sound power levels for installation type B-free inlet, ducted outlet.

## Performance Curves Data

DSD-630F



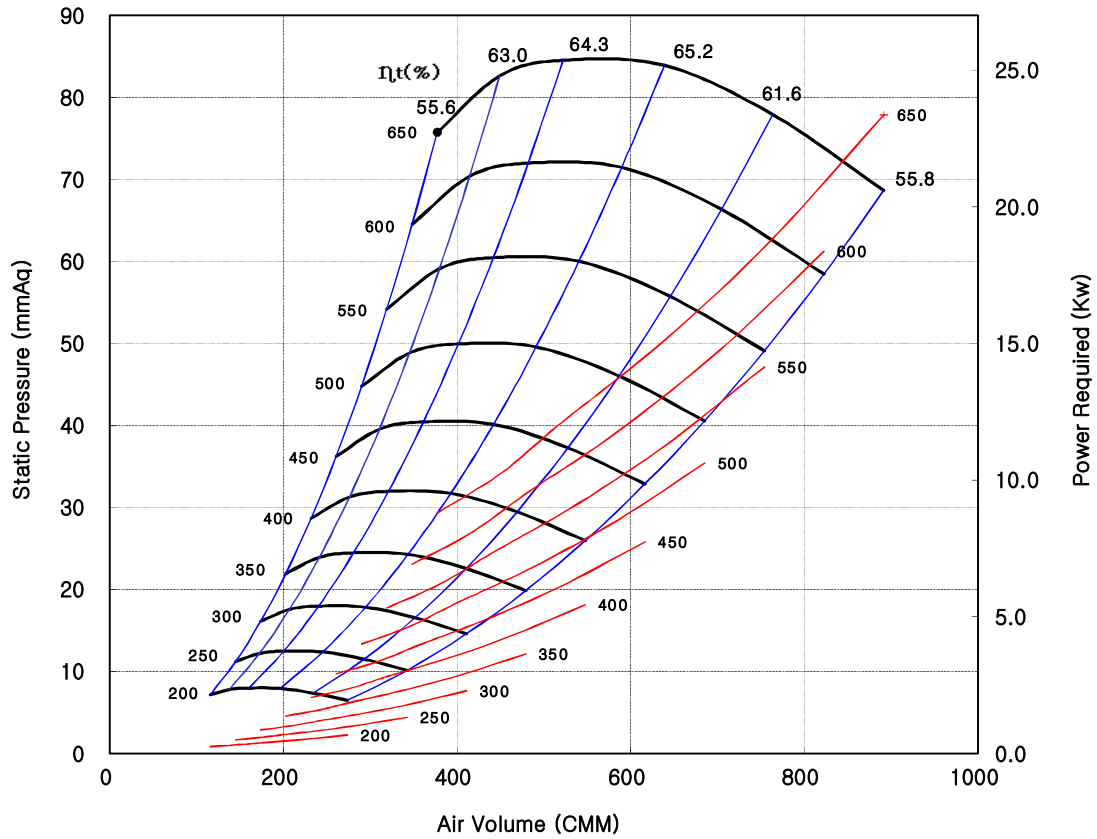
## Sound Power Level Data



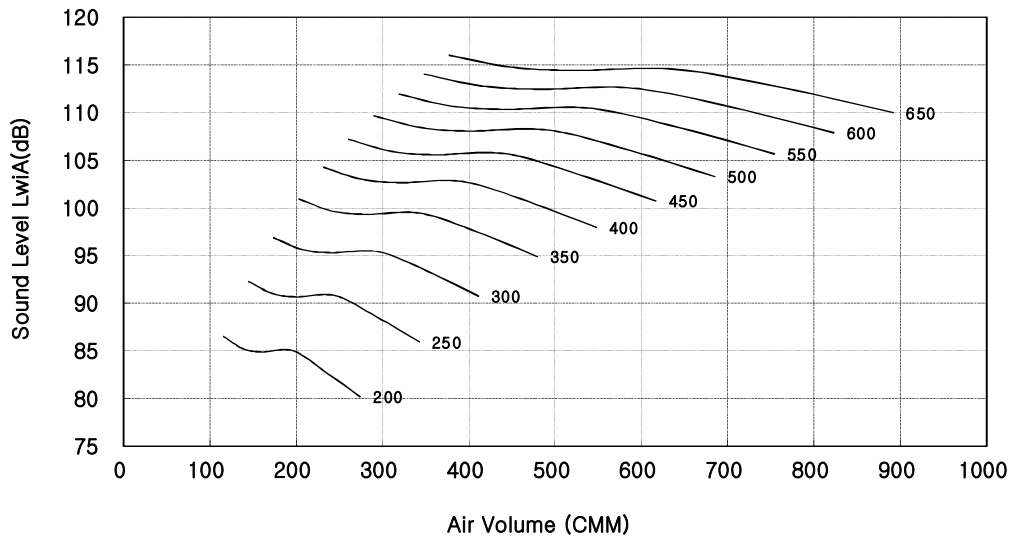
- Performance certified is for Installation type B - free inlet, ducted outlet. performance ratings do not include the effects of appurtenances (accessories). power rating (Kw) does not include transmission losses.
- The A-weighted sound ratings shown have been calculated per AMCA International Standard 301. Values shown are for inlet Lwi(A) sound power levels for installation type B-free inlet, ducted outlet.

## Performance Curves Data

DSD-710F



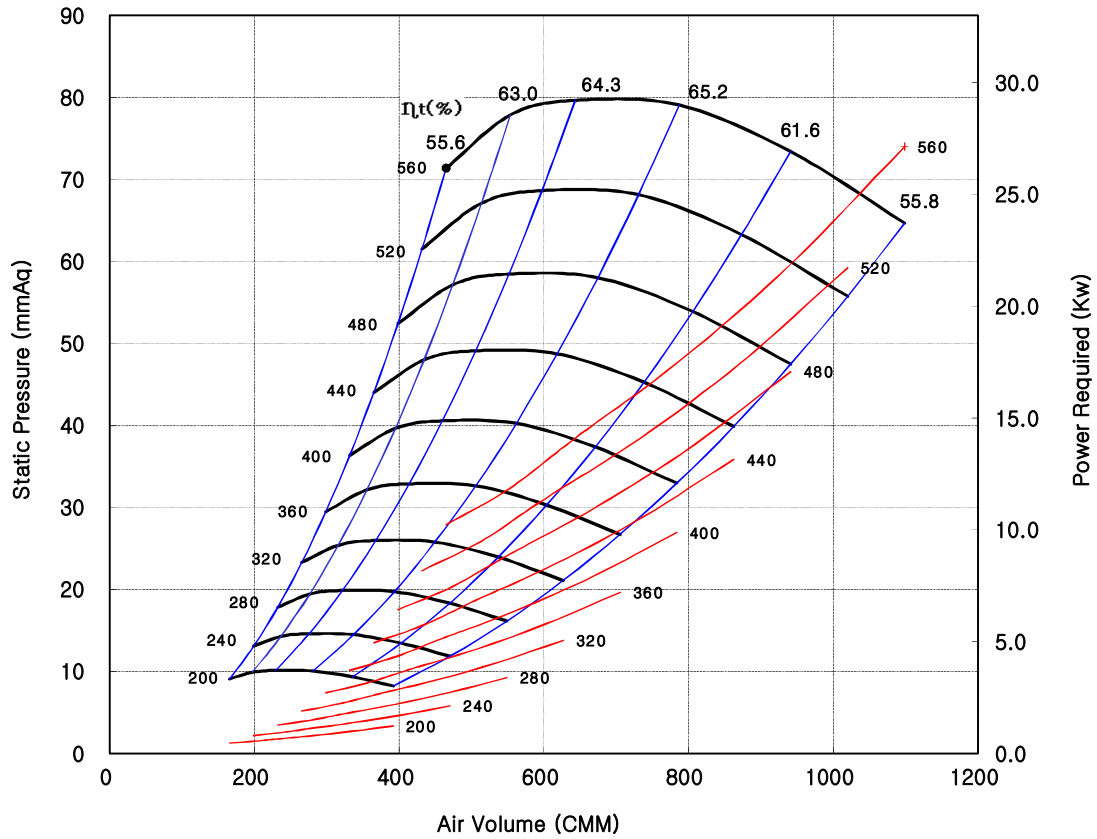
## Sound Power Level Data



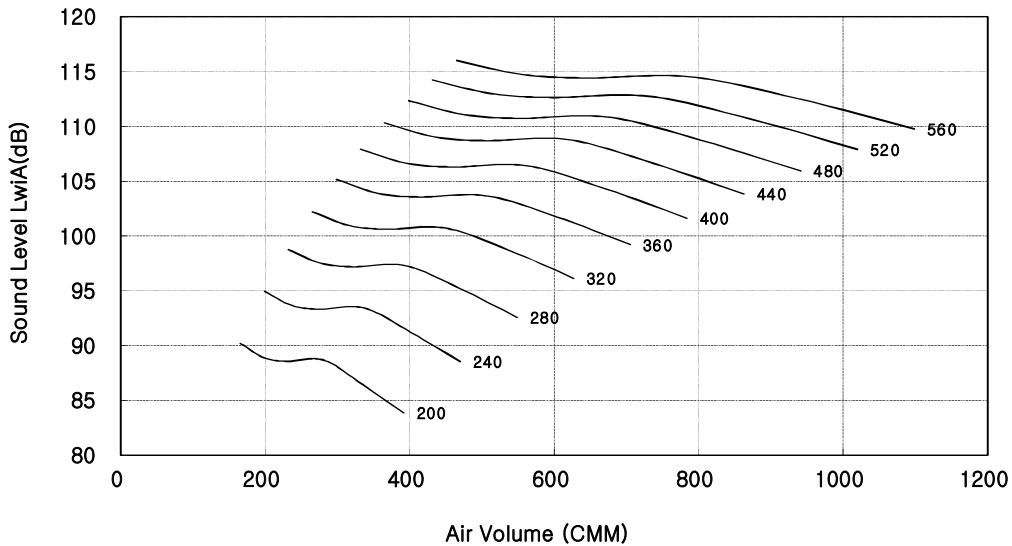
- Performance certified is for Installation type B - free inlet, ducted outlet. performance ratings do not include the effects of appurtenances (accessories). power rating (Kw) does not include transmission losses.
- The A-weighted sound ratings shown have been calculated per AMCA International Standard 301. Values shown are for inlet Lwi(A) sound power levels for installation type B-free inlet, ducted outlet.

## Performance Curves Data

DSD-800F



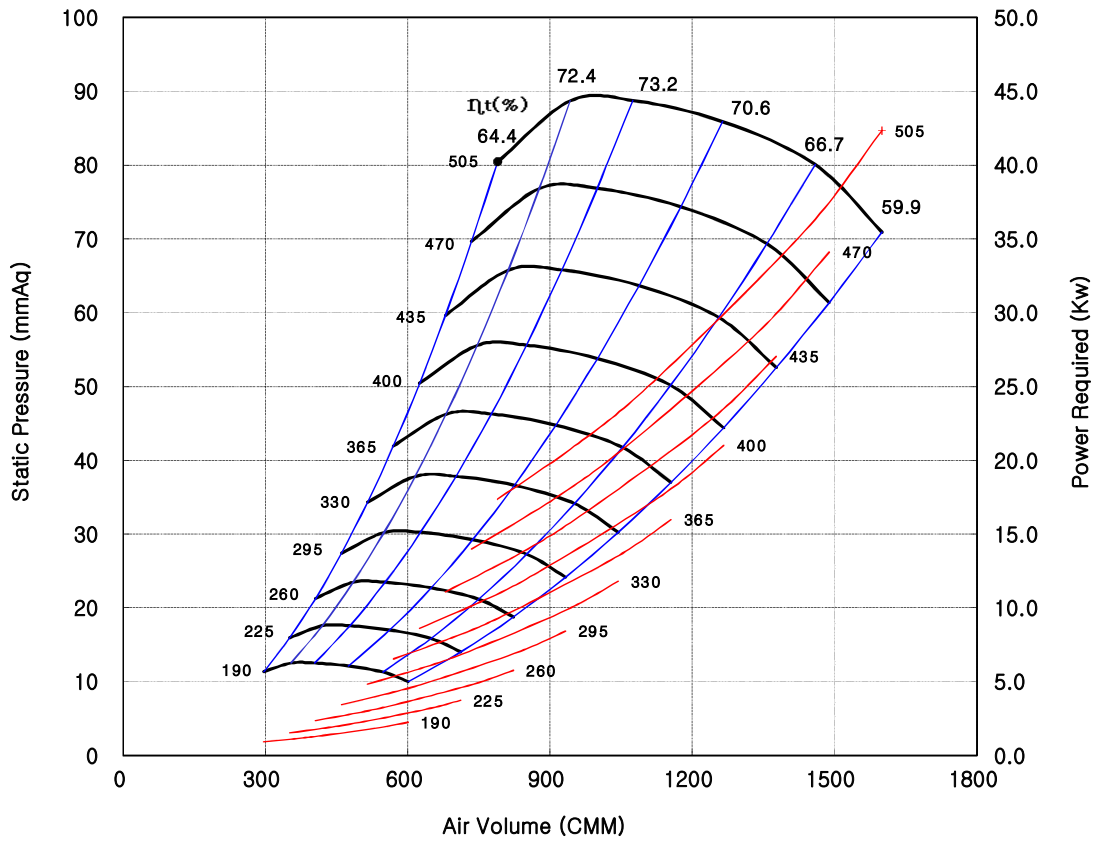
## Sound Power Level Data



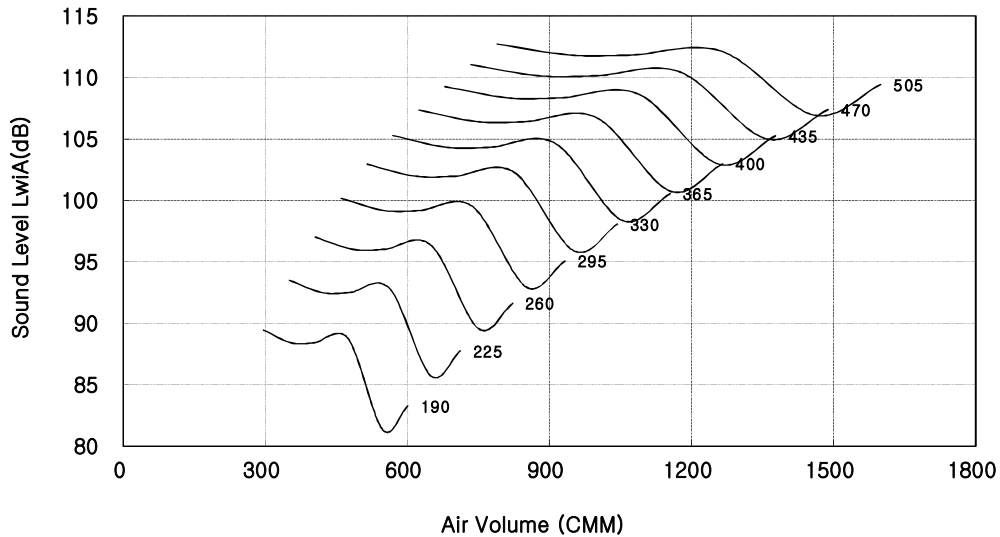
- Performance certified is for Installation type B - free inlet, ducted outlet. performance ratings do not include the effects of appurtenances (accessories). power rating (Kw) does not include transmission losses.
- The A-weighted sound ratings shown have been calculated per AMCA International Standard 301. Values shown are for inlet Lwi(A) sound power levels for installation type B-free inlet, ducted outlet.

**Performance Curves Data**

**DSD-900F**



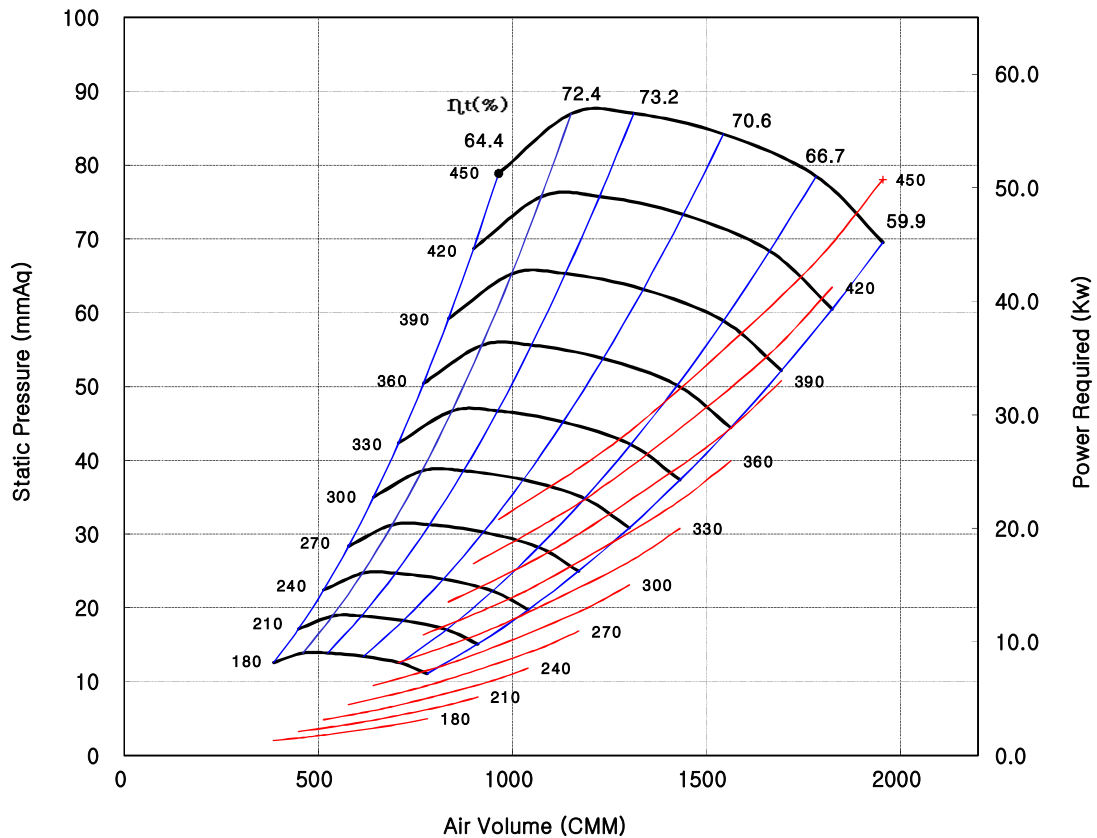
**Sound Power Level Data**



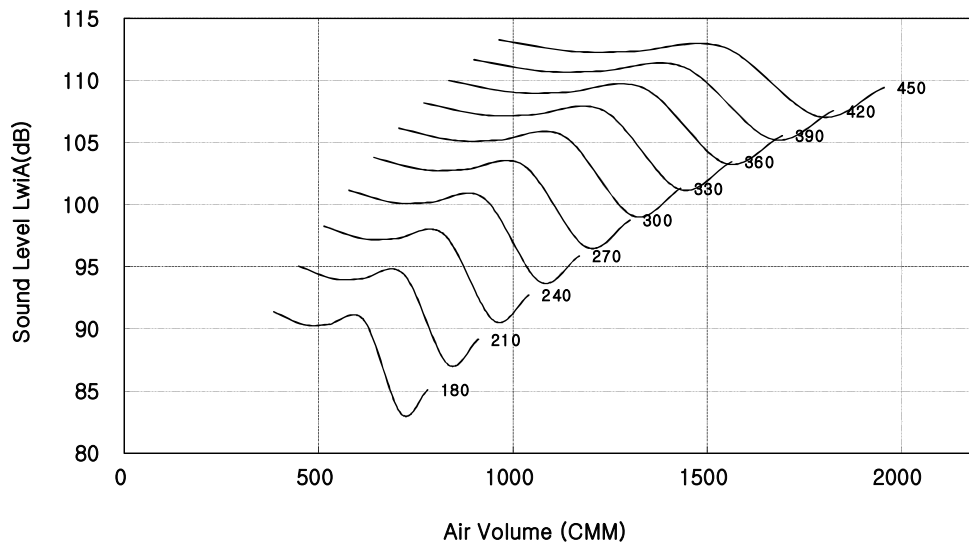
- Performance certified is for Installation type B - free inlet, ducted outlet. performance ratings do not include the effects of appurtenances (accessories). power rating (Kw) does not include transmission losses.
- The A-weighted sound ratings shown have been calculated per AMCA International Standard 301. Values shown are for inlet Lwi(A) sound power levels for installation type B-free inlet, ducted outlet.

## Performance Curves Data

DSD-1000F



## Sound Power Level Data

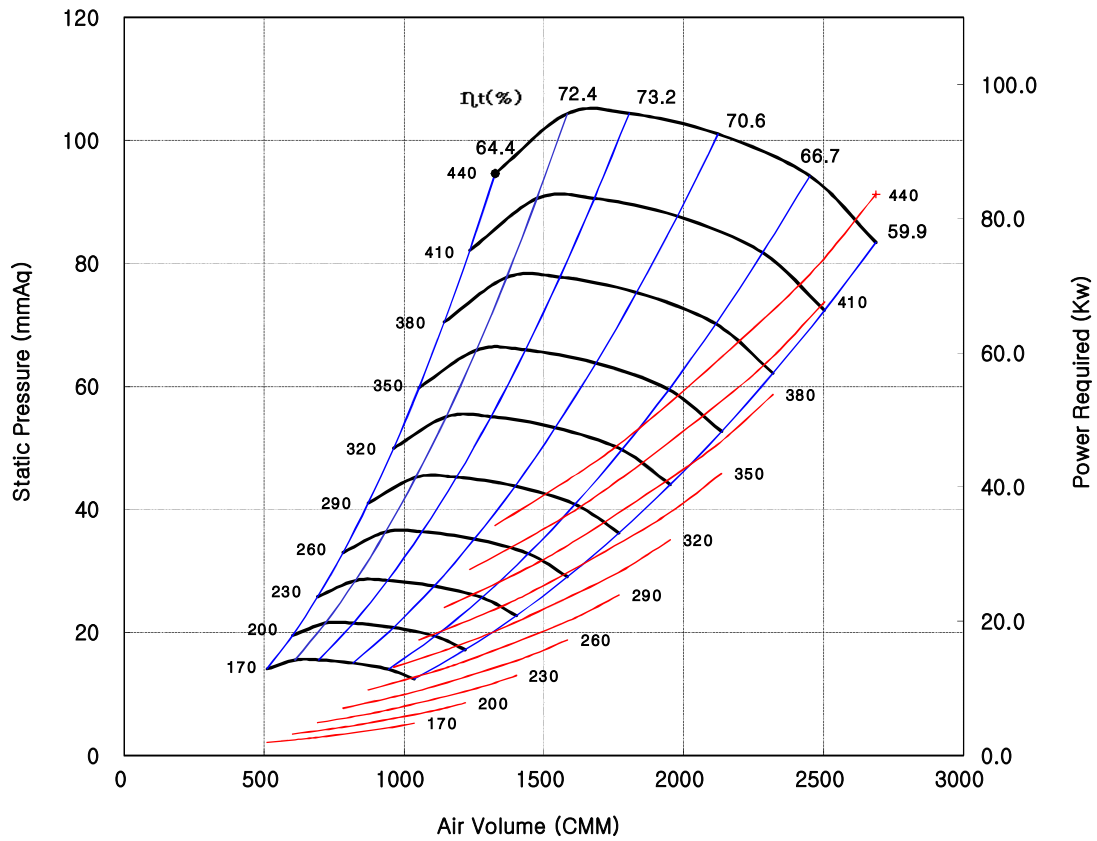


- Performance certified is for Installation type B - free inlet, ducted outlet. performance ratings do not include the effects of appurtenances (accessories). power rating (Kw) does not include transmission losses.
- The A-weighted sound ratings shown have been calculated per AMCA International Standard 301. Values shown are for inlet Lwi(A) sound power levels for installation type B-free inlet, ducted outlet.

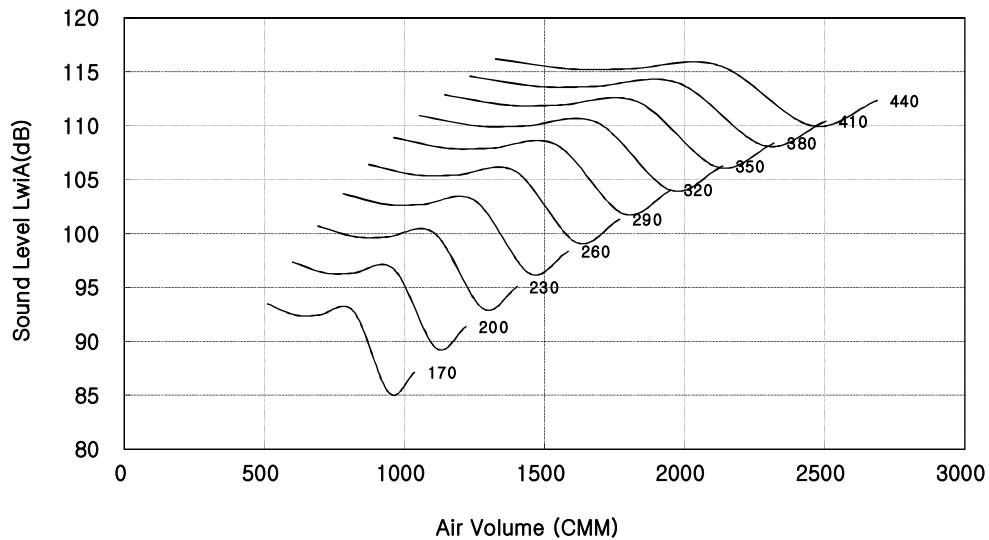


## Performance Curves Data

DSD-1120F



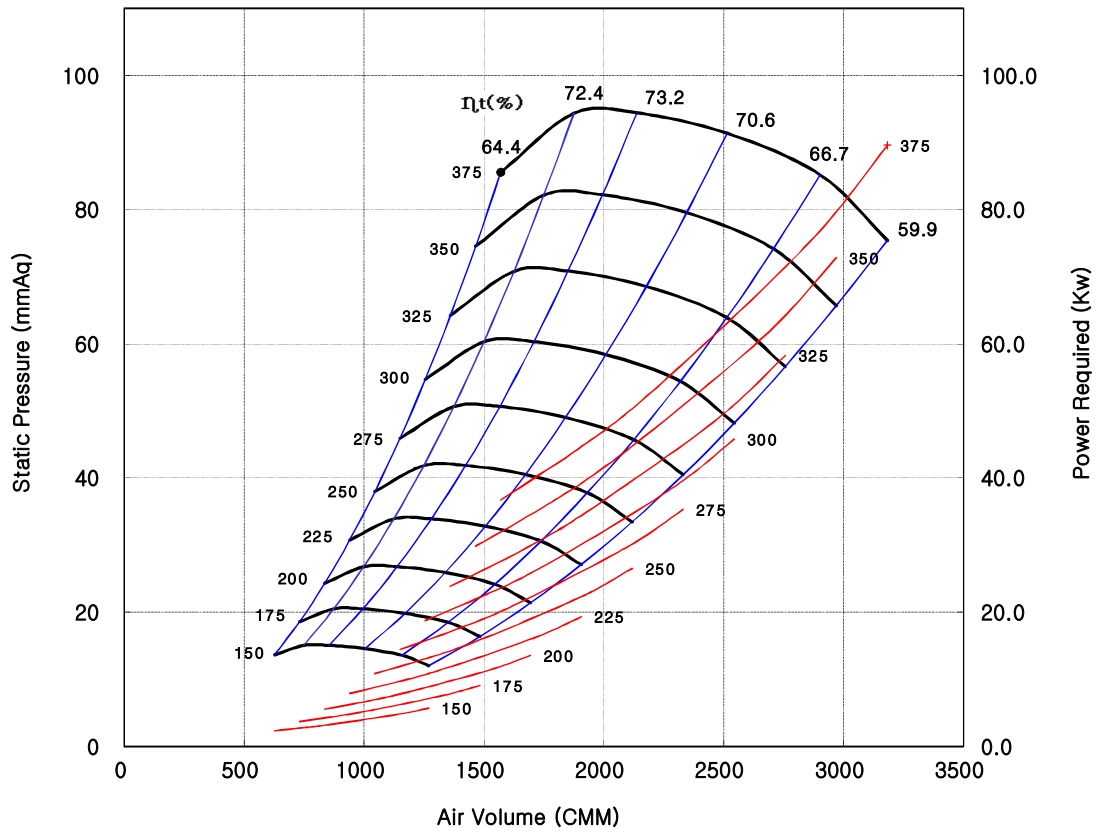
## Sound Power Level Data



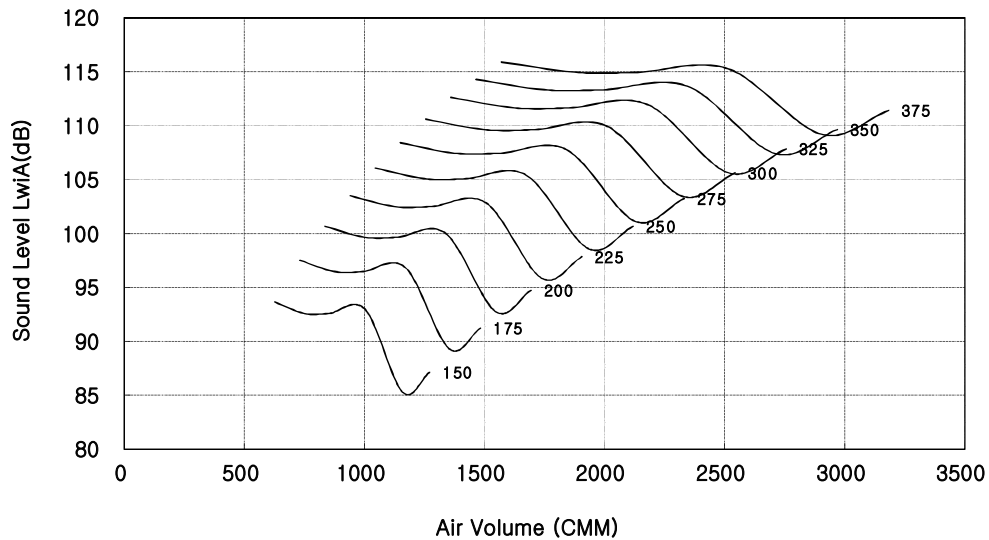
- Performance certified is for Installation type B - free inlet, ducted outlet. performance ratings do not include the effects of appurtenances (accessories). power rating (Kw) does not include transmission losses.
- The A-weighted sound ratings shown have been calculated per AMCA International Standard 301. Values shown are for inlet Lwi(A) sound power levels for installation type B-free inlet, ducted outlet.

## Performance Curves Data

DSD-1250F



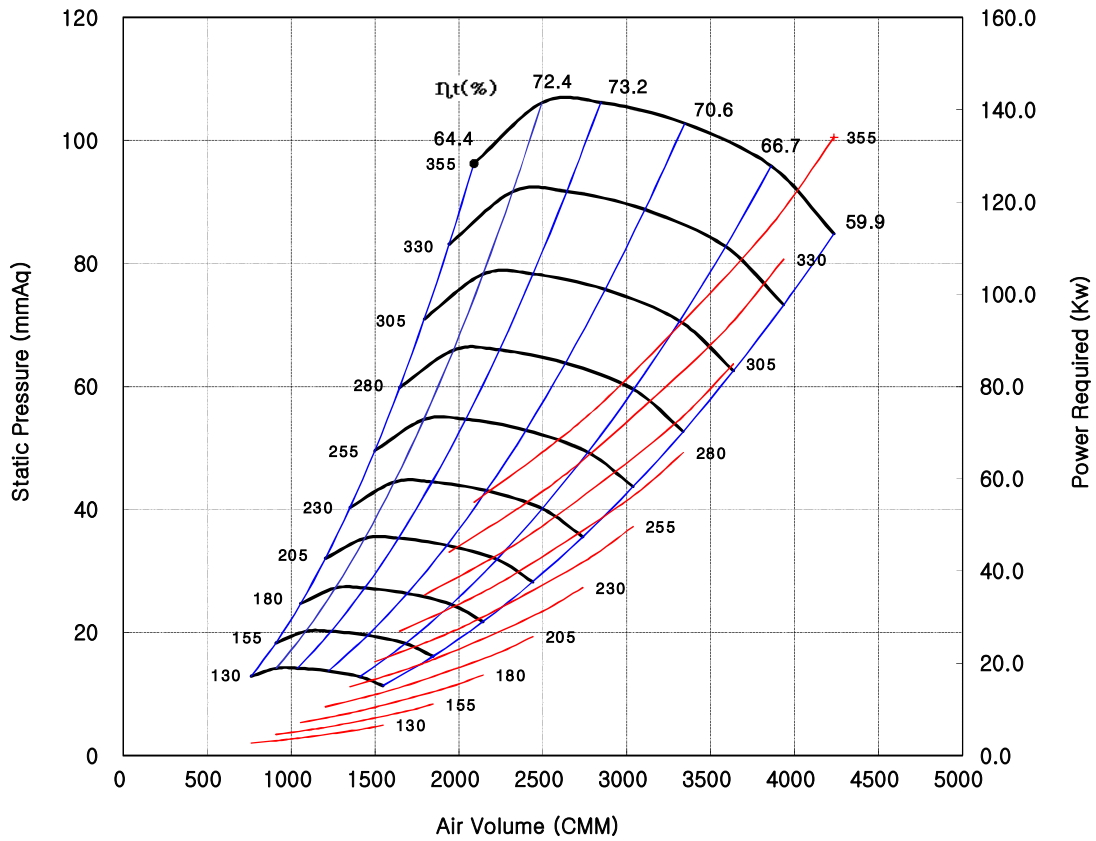
## Sound Power Level Data



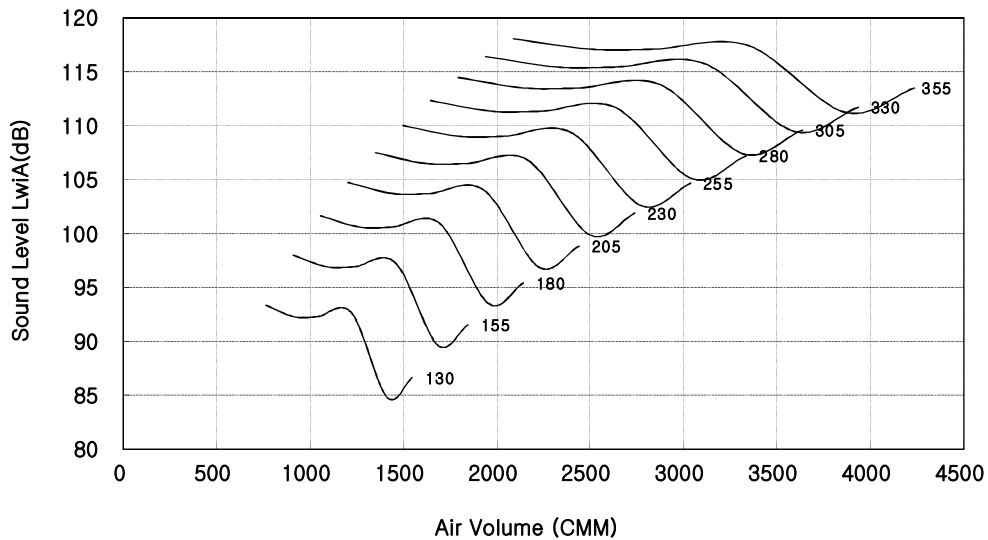
- Performance certified is for Installation type B - free inlet, ducted outlet. performance ratings do not include the effects of appurtenances (accessories). power rating (Kw) does not include transmission losses.
- The A-weighted sound ratings shown have been calculated per AMCA International Standard 301. Values shown are for inlet Lwi(A) sound power levels for installation type B-free inlet, ducted outlet.

## Performance Curves Data

DSD-1400F



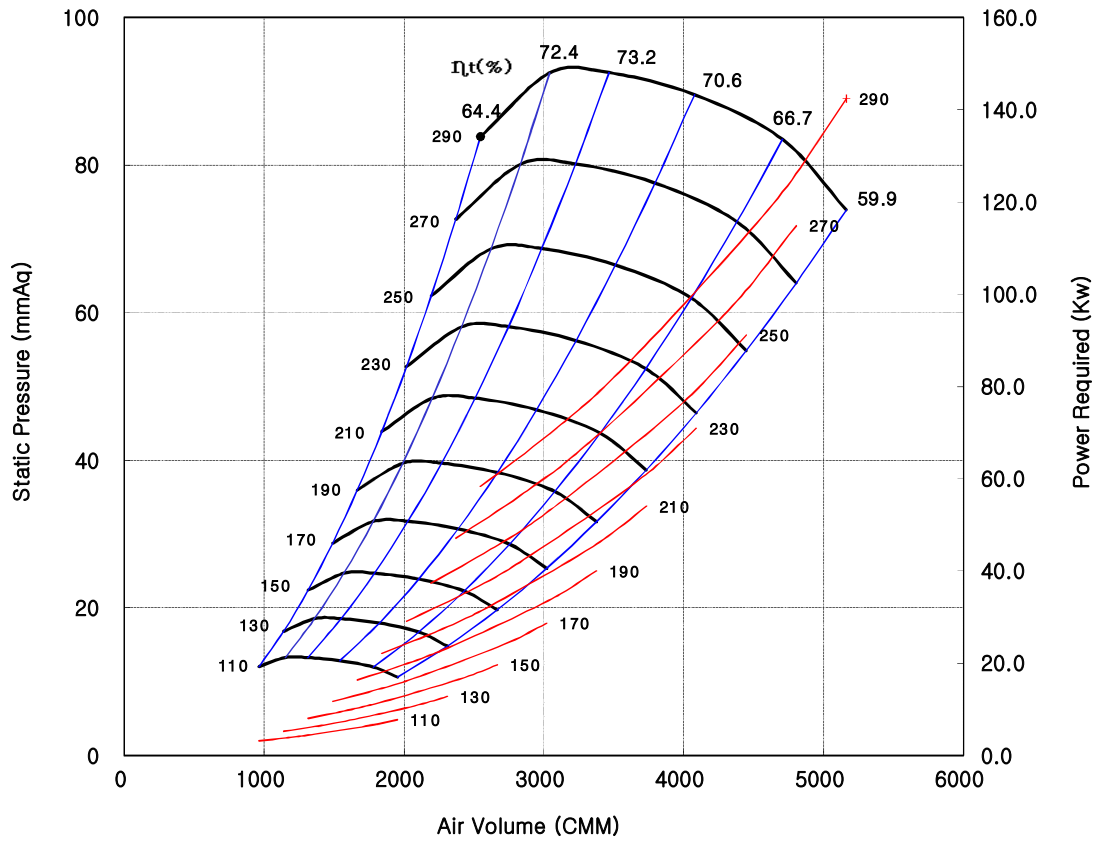
## Sound Power Level Data



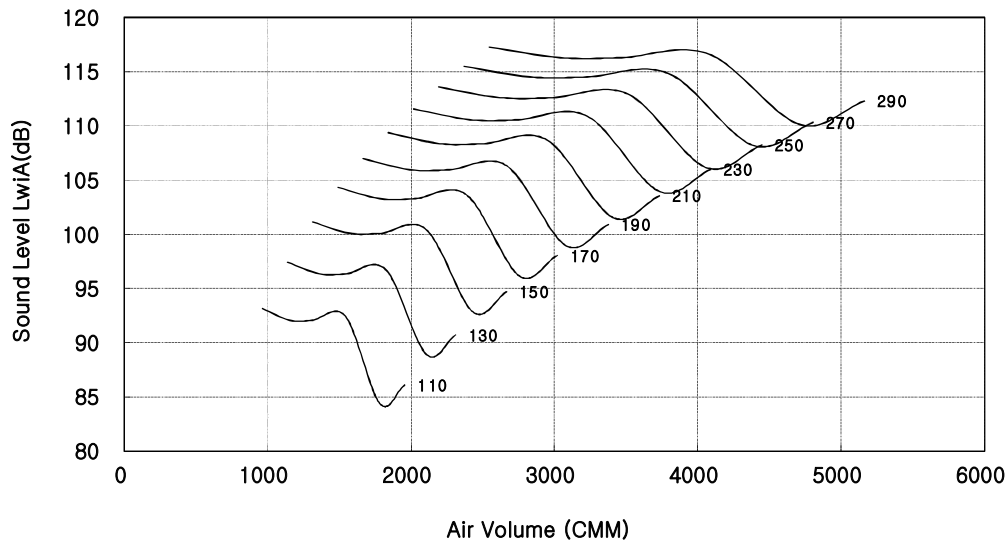
- Performance certified is for Installation type B - free inlet, ducted outlet. performance ratings do not include the effects of appurtenances (accessories). power rating (Kw) does not include transmission losses.
- The A-weighted sound ratings shown have been calculated per AMCA International Standard 301. Values shown are for inlet Lwi(A) sound power levels for installation type B-free inlet, ducted outlet.

## Performance Curves Data

DSD-1600F



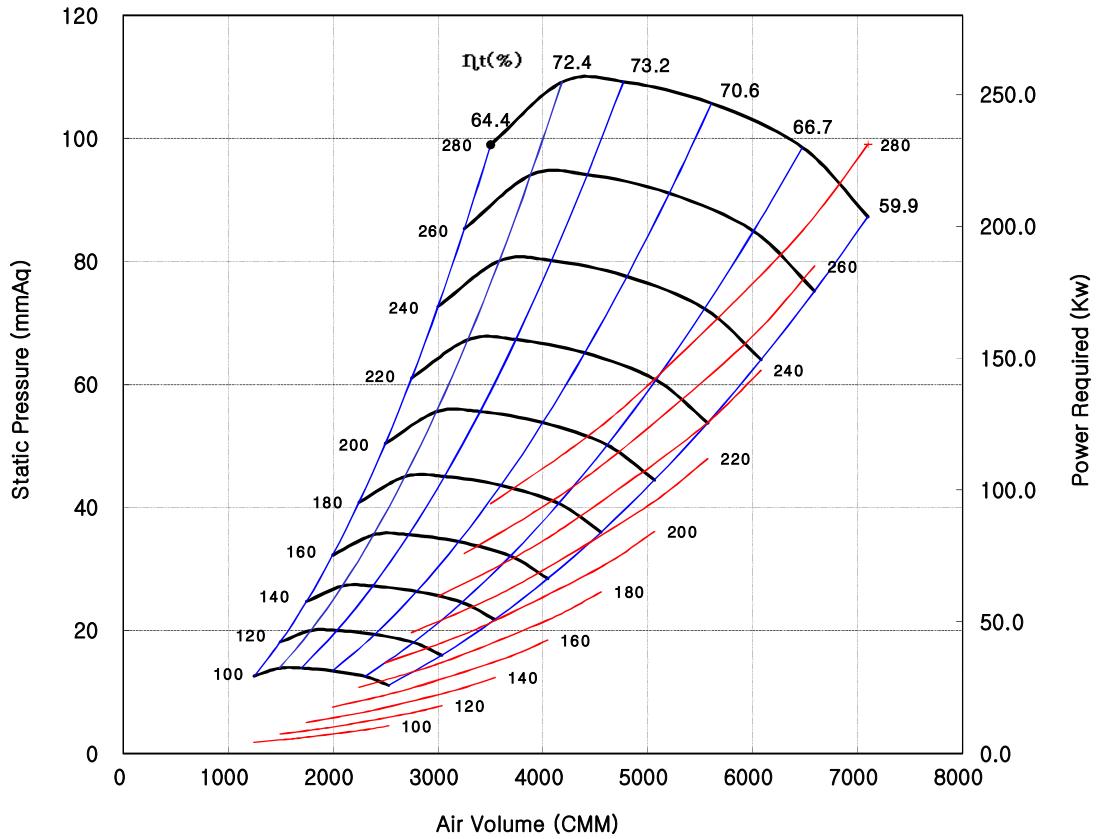
## Sound Power Level Data



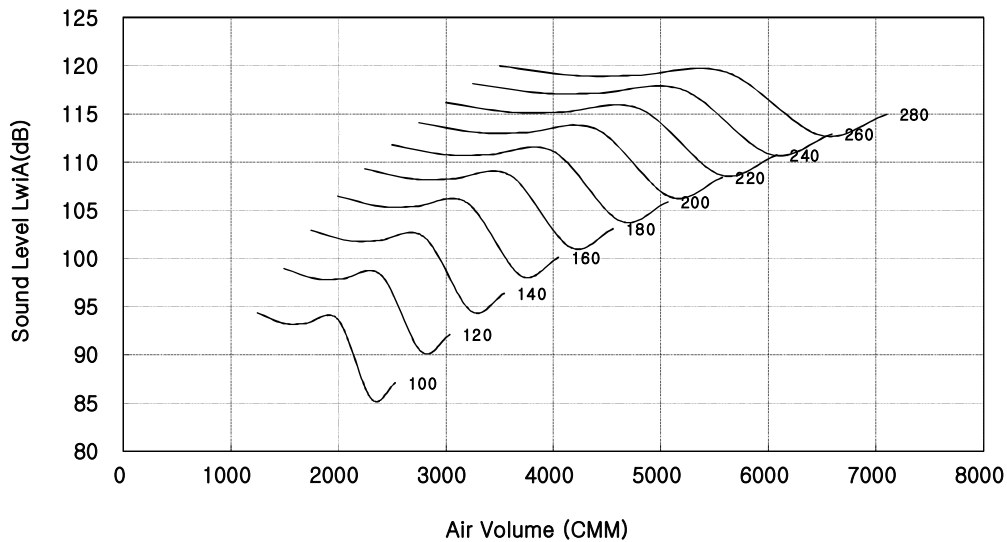
- Performance certified is for Installation type B - free inlet, ducted outlet. performance ratings do not include the effects of appurtenances (accessories). power rating (Kw) does not include transmission losses.
- The A-weighted sound ratings shown have been calculated per AMCA International Standard 301. Values shown are for inlet Lwi(A) sound power levels for installation type B-free inlet, ducted outlet.

## Performance Curves Data

DSD-1800F



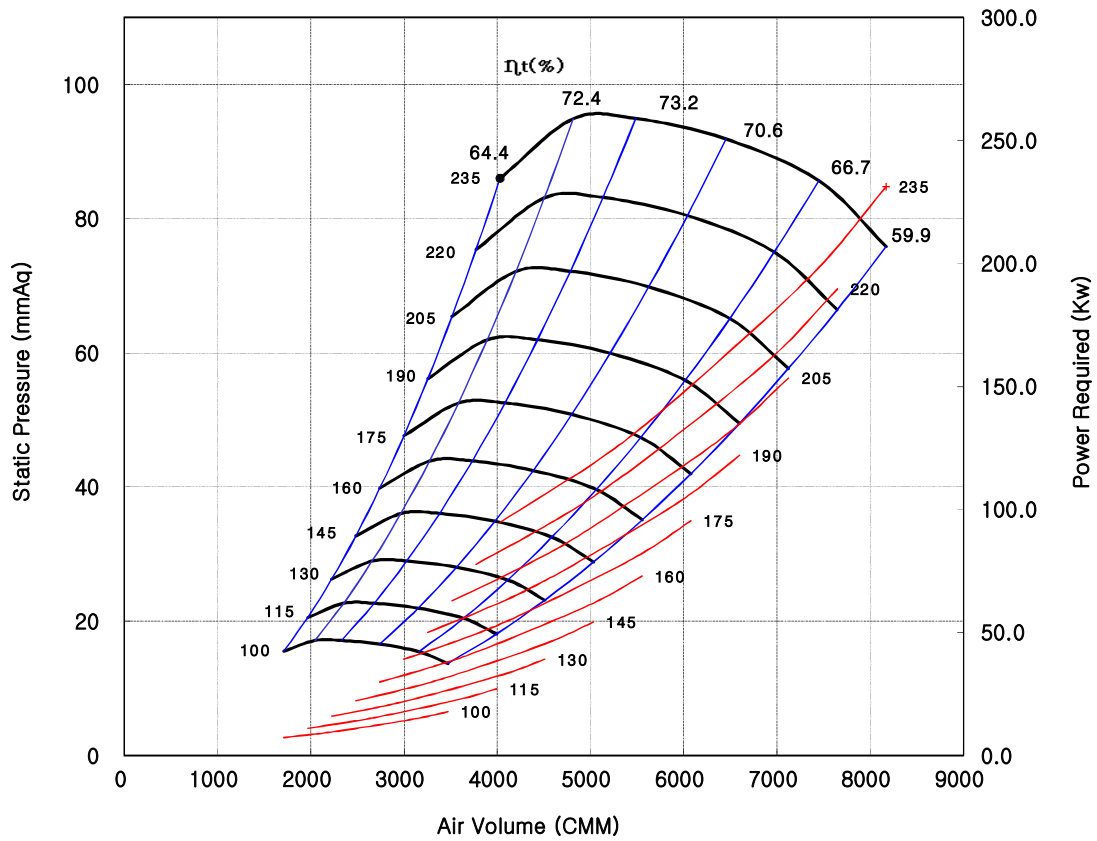
## Sound Power Level Data



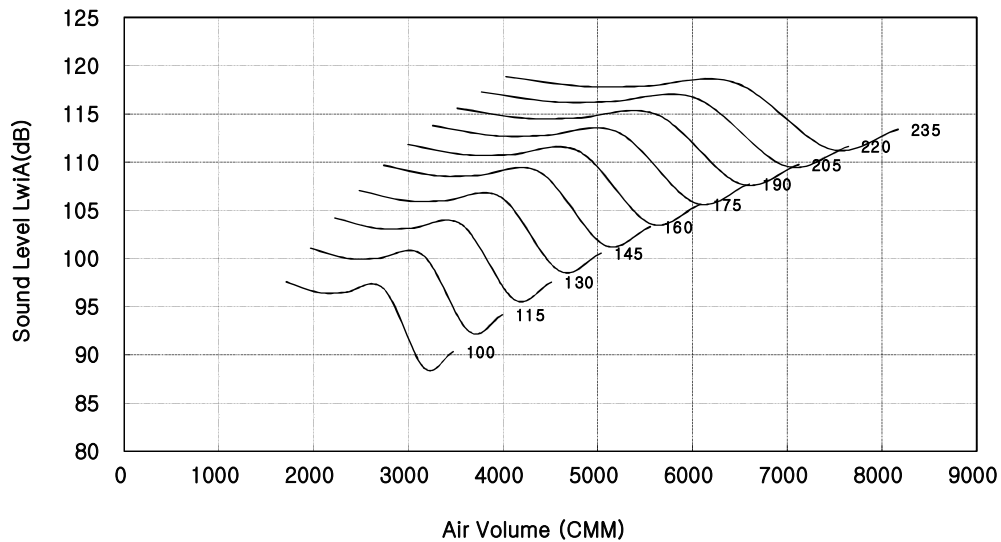
- Performance certified is for Installation type B - free inlet, ducted outlet. performance ratings do not include the effects of appurtenances (accessories). power rating (Kw) does not include transmission losses.
- The A-weighted sound ratings shown have been calculated per AMCA International Standard 301. Values shown are for inlet Lwi(A) sound power levels for installation type B-free inlet, ducted outlet.

## Performance Curves Data

DSD-2000F



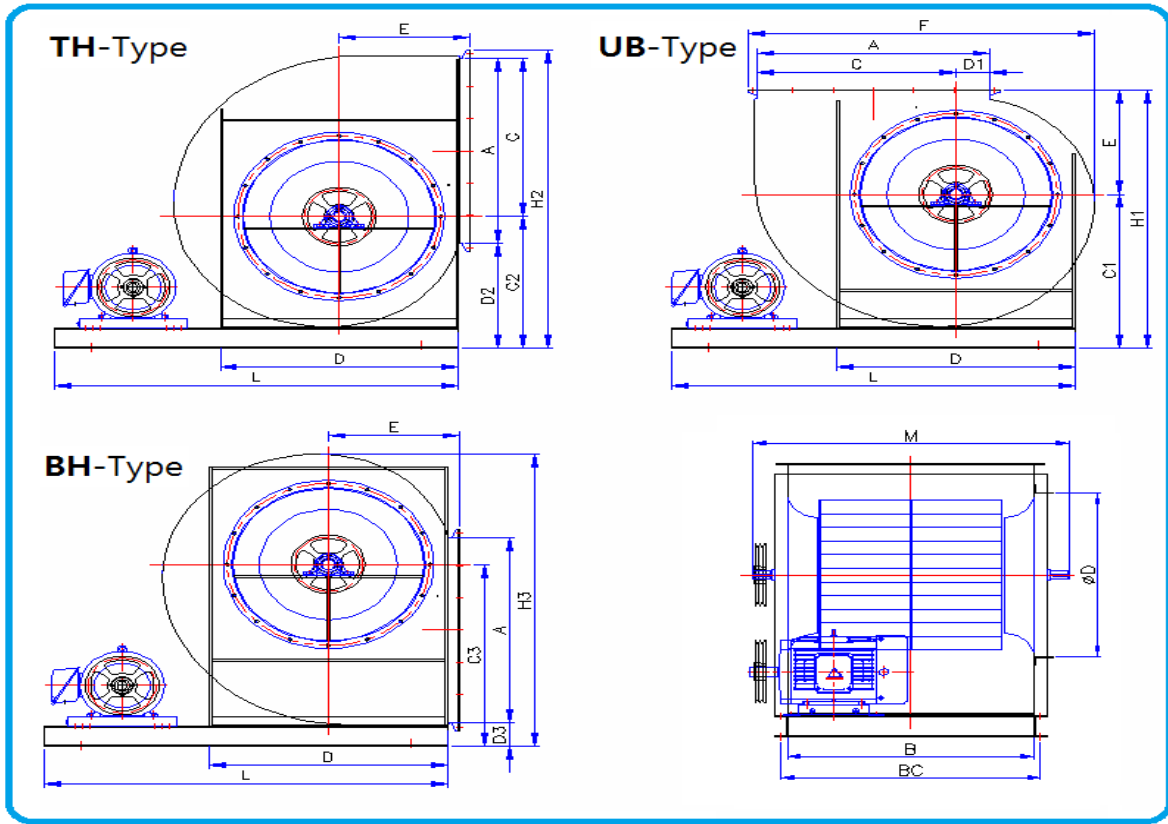
## Sound Power Level Data



- Performance certified is for Installation type B - free inlet, ducted outlet. performance ratings do not include the effects of appurtenances (accessories). power rating (Kw) does not include transmission losses.
- The A-weighted sound ratings shown have been calculated per AMCA International Standard 301. Values shown are for inlet Lwi(A) sound power levels for installation type B-free inlet, ducted outlet.

OVERALL DIMENSION -DSD SERIES

SIROCCO FAN



MODEL	DIMENSION (mm)																	MODEL	
NO.	A	B	φD	C	D	E	F	D1	D2	D3	C1	C2	C3	H1	H2	H3	BC	L	NO.
DSD-315F	400	400	325	341	490	305	679	59	324	105	371	446	324	676	695	695	440	760	# 2
DSD-355F	450	450	365	385	530	335	755	65	353	105	406	490	353	741	768	768	490	840	# 2 1/2
DSD-400F	510	510	415	433	580	365	848	77	386	105	446	538	386	811	849	849	550	930	# 2 3/4
DSD-450F	570	570	465	487	630	335	955	83	423	115	491	602	423	826	950	950	610	1050	# 3
DSD-500F	635	635	515	541	680	365	1057	94	460	115	535	656	460	900	1041	1041	675	1130	# 3 1/2
DSD-560F	710	710	580	606	750	400	1177	104	505	115	589	721	505	989	1151	1151	750	1250	# 4
DSD-630F	800	800	650	682	820	445	1319	118	557	115	651	797	557	1096	1279	1279	840	1360	# 4 1/2
DSD-710F	900	900	735	769	900	495	1478	131	616	115	722	884	616	1217	1425	1425	940	1490	# 5
DSD-800F	1015	1015	825	866	995	530	1659	149	682	115	802	981	682	1332	1588	1588	1055	1630	# 5 1/2
DSD-900F	1140	1140	930	974	1140	620	1858	166	781	140	916	1114	781	1536	1795	1795	1190	1800	# 6
DSD-1000F	1270	1270	1030	1082	1240	670	2072	188	855	150	1005	1232	855	1675	1987	1987	1320	1960	# 7
DSD-1120F	1420	1420	1160	1212	1370	800	2311	208	944	150	1112	1362	944	1912	2206	2206	1470	2180	# 8
DSD-1250F	1585	1585	1290	1353	1500	900	2572	232	1040	150	1228	1503	1040	2128	2443	2443	1635	2410	# 9
DSD-1400F	1775	1775	1450	1515	1660	950	2873	260	1151	150	1361	1665	1151	2311	2716	2716	1825	2650	# 10
DSD-1600F	2030	2030	1650	1732	1860	1050	3276	298	1299	150	1539	1882	1299	2589	3081	3081	2080	2670	# 11
DSD-1800F	2280	2280	1855	1948	2130	1150	3674	332	1447	150	1717	2098	1447	2867	3445	3445	2350	3010	# 12
DSD-2000F	2535	2535	2060	2164	2330	1250	4077	371	1595	150	1895	2314	1595	3145	3809	3809	2605	3320	# 13