

Manual Air Seal Dampers

Model AC510-M

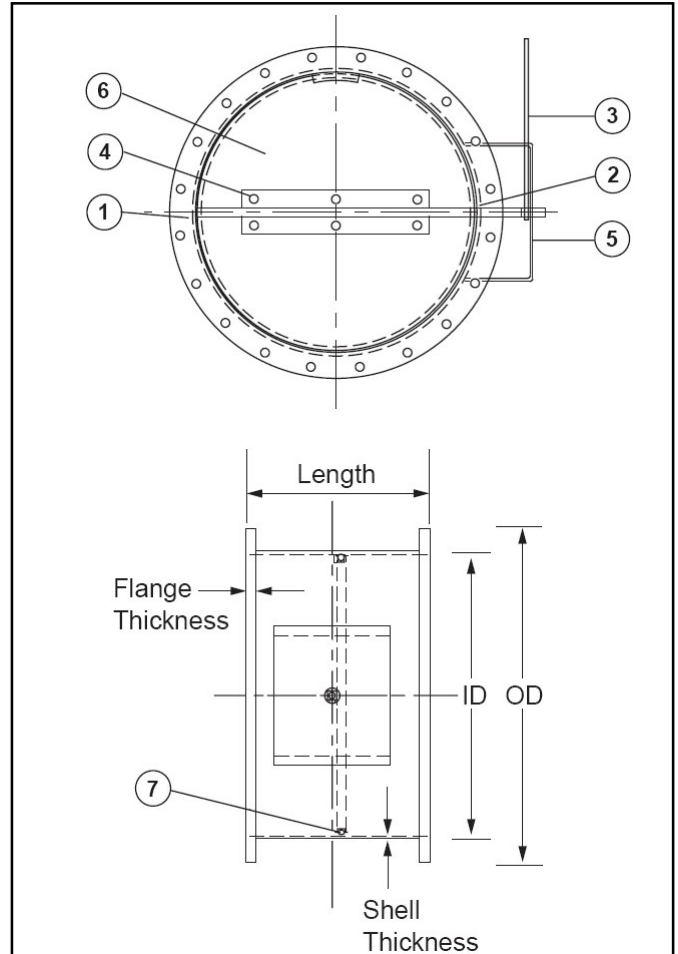
Features:

Resin:	Premium fire retardent epoxy vinyl ester
Additives:	3% antimony trioxide is added to the structural layer for a Class 1 Flame Spread Rating as per ASTM E-84
Liner:	Nexus veil and two plies of 1½ oz./ft² chopped strand mat for a total thickness of 0.10"
Structural:	Contact molded to specified thickness according to the table below
Flange Connection:	Flange Thickness & Bolt Hole Drillings prepared to PS 15-69 FRP Ducting Standard Special connections are available
Bushing Material:	UHMWPE Other materials available
Gasket Material:	Neoprene Sponge Cord Material
Damper Shaft Material:	SS316 FRP Available
Imperial Size Range:	12"Ø, 14"Ø, 16"Ø, 18"Ø, 20"Ø, 24"Ø, 30"Ø, 36"Ø, 42"Ø, 48"Ø, 54"Ø 60"Ø
Metric Size Range:	Ø305mm, Ø356mm, Ø406mm, Ø458mm, Ø508mm, Ø610mm, Ø762mm, Ø914mm, Ø1067mm, Ø1219mm, Ø1372mm, Ø1524mm

Non AMCA Licensed dampers are available in 6"Ø (Ø152 mm), 8" (Ø203mm) and 10"Ø(Ø254mm)

Options Available:

Fire Retardant Additives:	Antimony Pentoxide
Veil:	C-glass, carbon
Damper Shaft:	Fiberglass
Other:	Liner Sequence, Wall Thickness, Drilling Pattern, Color, Abrasion Resistance, Bushing Material



Item	Description	Material	Optional Material Available
1	Bushing	UHMWPE	Yes
2	Split Bushing	UHMWPE	Yes
3	Handle	SS316	Yes
4	Shaft	SS316	Yes
5	Bracket	FRP	Yes
6	Blade	FRP	Yes
7	O-Ring	Neoprene	Yes

Inside Diameter	Shell		Flange	
	Length	Thickness	OD	Thickness
12" (305 mm)	10"	0.125"	16.375"	0.375"
14" (356 mm)	10"	0.125"	18.375"	0.375"
16" (406 mm)	10"	0.125"	20.375"	0.500"
18" (458 mm)	10"	0.125"	22.375"	0.500"
20" (508 mm)	10"	0.125"	24.375"	0.500"
24" (610 mm)	10"	0.187"	28.375"	0.500"
30" (762 mm)	15"	0.187"	34.375"	0.500"
36" (914 mm)	15"	0.187"	40.375"	0.500"
42" (1067 mm)	15"	0.250"	46.375"	0.625"
48" (1219 mm)	17.75"	0.250"	54.375"	0.625"
54" (1372 mm)	17.75"	0.250"	60.375"	0.625"
60" (1524 mm)	17.75"	0.250"	66.375"	0.625"

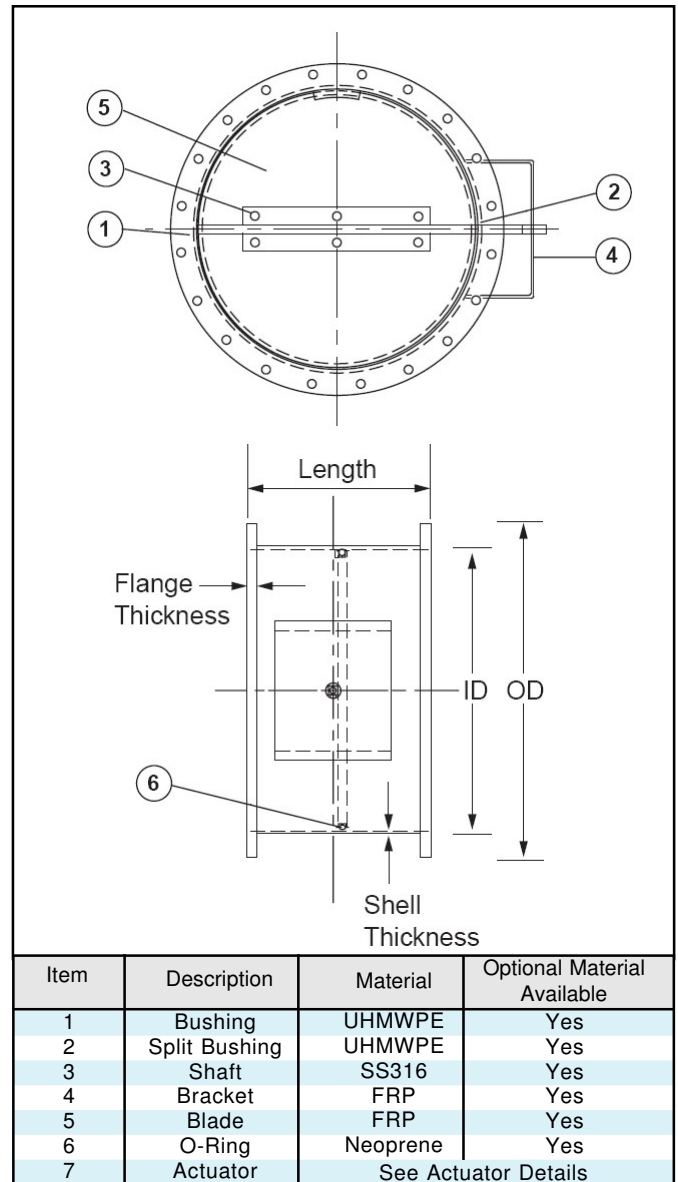
Actuated Air Seal Dampers

Model AC510-E

Features:

Resin:	Premium fire retardent epoxy vinyl ester
Additives:	3% antimony trioxide is added to the structural layer for a Class 1 Flame Spread Rating as per ASTM E-84
Liner:	Nexus veil and two plies of 1½ oz./ft² chopped strand mat for a total thickness of 0.10"
Structural:	Contact molded to specified thickness according to the table below
Flange Connection:	Flange Thickness & Bolt Hole Drillings prepared to PS 15-69 FRP Ducting Standard Special connections are available
Bushing Material:	UHMWPE Other materials available
Gasket Material:	Neoprene Sponge Cord Material
Damper Shaft Material:	SS316 FRP Available
Imperial Size Range:	12"Ø, 14"Ø, 16"Ø, 18"Ø, 20"Ø, 24"Ø, 30"Ø, 36"Ø, 42"Ø, 48"Ø, 54"Ø 60"Ø
Metric Size Range:	Ø305mm, Ø356mm, Ø406mm, Ø458mm, Ø508mm, Ø610mm, Ø762mm, Ø914mm, Ø1067mm, Ø1219mm, Ø1372mm, Ø1524mm

Non AMCA Licensed dampers are available in 6"Ø (Ø152 mm), 8" (Ø203mm) and 10"Ø(Ø254mm)



Options Available:

Fire Retardant Additives:	Antimony Pentoxide
Veil:	C-glass, carbon
Damper Shaft:	Fiberglass
Other:	Liner Sequence, Wall Thickness, Drilling Pattern, Color, Abrasion Resistance, Bushing Material

Inside Diameter	Shell		Flange	
	Length	Thickness	OD	Thickness
12" (305 mm)	10"	0.125"	16.375"	0.375"
14" (356 mm)	10"	0.125"	18.375"	0.375"
16" (406 mm)	10"	0.125"	20.375"	0.500"
18" (458 mm)	10"	0.125"	22.375"	0.500"
20" (508 mm)	10"	0.125"	24.375"	0.500"
24" (610 mm)	10"	0.187"	28.375"	0.500"
30" (762 mm)	15"	0.187"	34.375"	0.500"
36" (914 mm)	15"	0.187"	40.375"	0.500"
42" (1067 mm)	15"	0.250"	46.375"	0.625"
48" (1219 mm)	17.75"	0.250"	54.375"	0.625"
54" (1372 mm)	17.75"	0.250"	60.375"	0.625"
60" (1524 mm)	17.75"	0.250"	66.375"	0.625"

Air Performance Chart

For Class 1A Dampers

12"Ø (305 mm) Damper

Pressure Drop (in. w.g.)	Flow Velocity (FPM)
2.96	5122
1.82	3952
0.77	2560
0.19	1273
0.05	631

24"Ø (610 mm) Damper

Pressure Drop (in. w.g.)	Flow Velocity (FPM)
1.79	3824
1.07	2962
0.47	1973
0.11	973
0.05	642

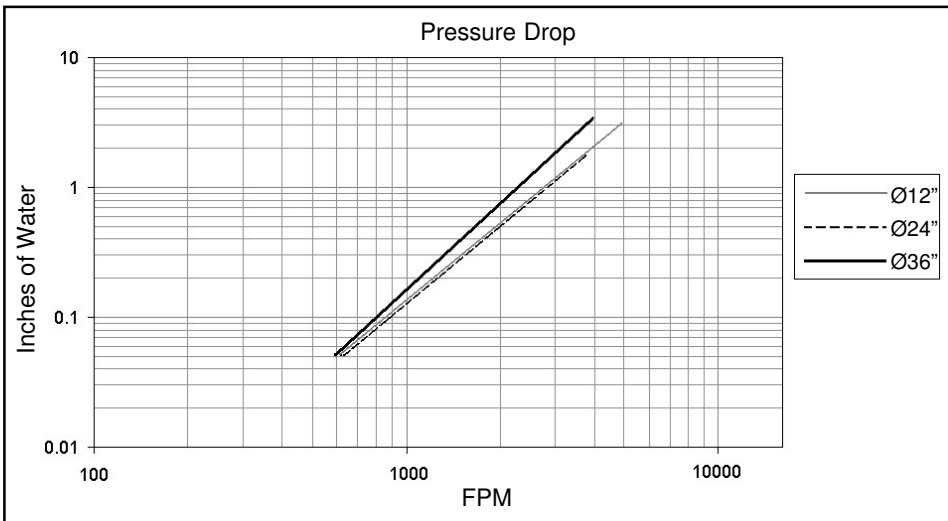
36"Ø (914 mm) Damper

Pressure Drop (in. w.g.)	Flow Velocity (FPM)
2.16	3940
1.16	2892
0.47	1827
0.13	985
0.05	603



Chemposite Inc. certifies that the Model AC510 Air Seal Dampers shown hereon are licensed to bear the AMCA Seal. The ratings shown are based on tests and procedures performed in accordance with AMCA Publication 511, and comply with the requirements of the AMCA Certified Ratings Program.

The AMCA Certified Ratings Seal applies to air performance and air leakage ratings.



Performance curves based on AMCA Standard 500-D using test setup apparatus Figure 5.5.

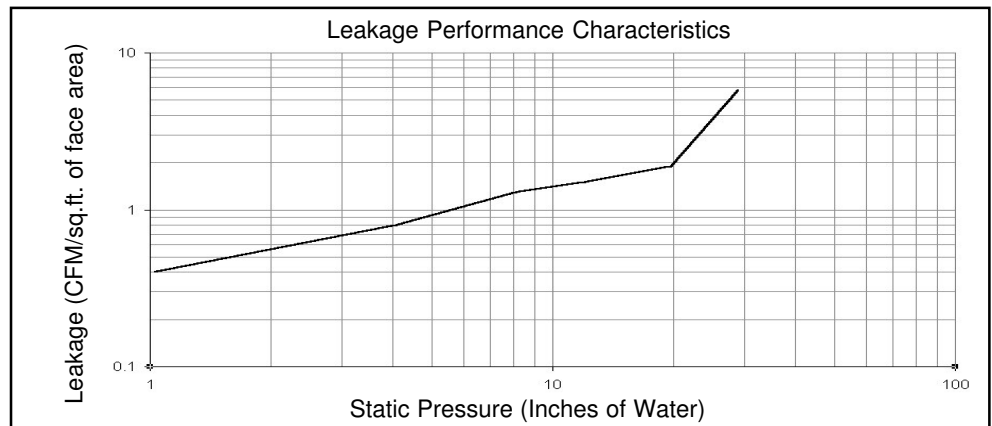
Air Leakage Chart

For Class 1A Dampers

Performance curves based on AMCA Standard 500-D using test setup apparatus Figure 5.5. Static pressure and CFM are corrected to Standard Air Density. Leakage information is based on operation between 50°F and 104°F (10°C and 40°C).

Data is based on a maximum seating torque of 4.64 in. lbs. per inch of blade circumference applied to hold the damper in the closed position.

Damper Size mm (inches)	250 Pa (1 in. wg) Class	1 kPa (4 in. wg) Class	2 kPa (8 in. wg) Class	3 kPa (12 in. wg) Class
12" (305 mm)	1A	1A	1A	1A
60" (1524 mm)	1A	1A	1A	1A



August, 2004

7903 Webster Road Delta, British Columbia, Canada V4G 1E4 • T: 604-946-7688 • F: 604-946-7038

CHEMPOSITE®