



MODEL STXB

BELT DRIVE CENTRIFUGAL

UPBLAST ROOF EXHAUSTERS

MODEL STXB BELT DRIVE CENTRIFUGAL ROOF EXHAUSTER



MODEL FEATURES

- Exhaust air up to 37,920 CFM in high static pressure applications up to 3" w.g.
- Attractive spun aluminum exterior
- Belt drives permit easy performance adjustments when needed
- Curved non-overloading backward inclined wheel for efficiency at higher static pressures
- Roof or sidewall mounting options
- AMCA Air and Sound Licensed
- cULus 705 or 762 Listed
- NFPA - suitable for National Fire Protection Association Installations

APPLICATION CONSTRUCTION OPTIONS

MODEL NAME	TYPICAL APPLICATIONS
STXB	Removal of clean or contaminated air in general applications
STXBW	Wall mount version of STXB
STXBHP	High Pressure version of STXB
STXBWHP	High Pressure version of STXBW
STXBRHUL	UL762 listed for grease removal
STXBWRHUL	UL762 version of STXBW
STXBHPRHUL	UL762 High Pressure version of STXB
STXBWHPRHUL	UL762 High Pressure Version of STXBW

MODEL OVERVIEW

Model STXB belt drive fans are designed to exhaust air up to 37,920 CFM in high static pressure applications to 3". The aluminum exterior provides an attractive appearance. Belt drive results in lower operating RPM and sound levels, making the Model STXB well suited to applications where quiet operation is important.

Belt drive also permits easy performance adjustments when needed to balance the total ventilation system. The non-overloading backward inclined wheel with its higher static pressure capability makes this unit suitable for either ducted or nonducted applications. It's roof or sidewall mounting options permit location near the area to be ventilated, allowing short duct runs and more efficient operation.

Model STXB-UL762 is available in our Quickship program. Sizes 8-24 are available for next day or 3-day shipping from stock.



Isolation of motor and drive components from the airstream and the high velocity vertical air discharge make the Model STXB ideally suited for the removal of dirty contaminated and/or high temperature air from processes and buildings. Typical applications include restaurant hoods and similar kitchen exhaust ventilation, fume and smoke removal, laboratory fume hood exhaust and chemical process exhaust. The STXB line of fans is available in a variety of construction options, see the chart above for the STXB that is right for your application.

Industry best 5 year fan housing warranty, 1 year motor warranty
STXBRHUL units have 2 year fan housing warranty



Upblast Model Overview & Construction Features

Model STXB- Belt Drive

Size Range	8, 10, 12, 14, 15, 15HP, 16, 16HP, 18, 18HP, 20, 20HP, 22, 22HP, 24, 27, 30, 30HP, 33, 33HP, 36, 36HP, 42, 48
Motor HP Range	1/4 to 10
CFM Range	200 to 37,920
Static Pressure	up to 3 in. w.g.
Mounting	Suitable for Roof or Wall
Warranty	5 years/2 years for RHUL models



Applications

Exhaust Contaminated, Grease Laden and/or High Temperature Air

- Restaurant Hoods/Kitchen Ventilation
- Fume and Smoke Removal
- Laboratory Fume Hoods
- Chemical Process Exhaust



Upblast Model Overview & Construction Features

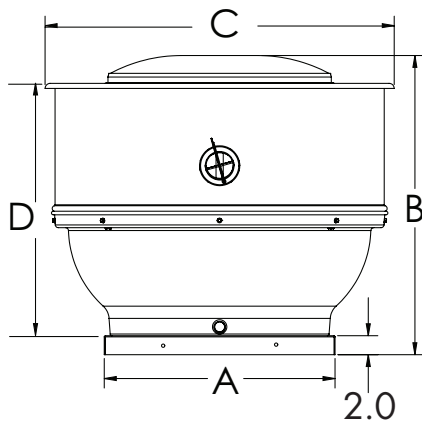
#	Feature	Description
1	Motor Cover	Heavy-gauge aluminum motor cover provides weather protection for motor compartment.
2	Motor Cover Cap	Heavy-gauge aluminum top with rolled bead for added strength and quick-release latches.
3	Quick-Release Latches	Stainless steel latches for easy removal of motor cover cap for access to the motor compartment and motor.
4	Motor	Open drip-proof enclosure standard, many other options available.
5	Bearings	Air handling ball bearing type with cast iron housing and grease fittings.
6	Vibration Isolators	Neoprene (rubber) vibration isolators to reduce vibration and noise.
7	Motor Mounting Plate	Heavy-gauge galvanized motor mounting plate.
8	Wheel	Aluminum, non-overloading, backward-inclined, curved centrifugal wheel for maximum efficiency. Each wheel is dynamically balanced for smooth operation and long life.
9	Cooling Vanes	Helps promote cooling of the motor and drive by pulling air through the motor compartment. Helps maximize the life of the motor and drives.
10	Curved Blades	Designed to provide more CFM per HP and lower sound levels.
11	Support Legs	4 heavy-gauge galvanized support legs to anchor the motor plate to the fan base for stability and vibration reduction.
12	Shroud	Spun aluminum fan shroud with rolled bead for extra strength. Fan shroud directs the exhausted air upward away from the mounting surface.
13	Exterior Fasteners	Stainless steel.
14	Inlet Venturi	Deep spun single piece inlet venturi for optimum air and sound performance
15	Curb Cap	Fully welded curb cap for rigidity and weather protection. Pre-punched mounting holes for ease of installation.
16	Drives	Sized for 150% of drive HP, adjustable pitch motor sheaves.
17	Lifting Lugs	Standard on all belt drive models, STXB, for easy and safe placement of the fan on roof.
18	Vent Tube	Oversized vent tube for maximum motor cooling.
19	Grease Drain Fitting	Grease drain fitting for connection of Grease Trough or Grease Grabber.
20	Disconnect Switch (not shown)	Standard with ODP and TE single speed motors. Ships loose.



DIMENSIONS

Dimensions in Inches

Model STXB: Belt Drive Centrifugal Upblast




Size	A	B	C	D	Roof Opening	Curb O.D.	Damper (O.D.)	Approximate Weight (lbs)*
8	18	29 5/16	28 5/8	24 5/16	13 1/2	16 1/2	12	74
10	18	29 5/16	28 5/8	24 5/16	13 1/2	16 1/2	12	74
12	20	30 7/8	31 5/16	25 15/16	15 1/2	18 1/2	14	82
14	20	30 7/8	31 5/16	25 15/16	15 1/2	18 1/2	14	89
15	24	31 1/2	36 1/2	26 5/8	19 1/2	22 1/2	18	98
16	24	31 1/2	36 1/2	26 5/8	19 1/2	22 1/2	18	99
18	30	35 3/4	42 5/8	30 1/2	25 1/2	28 1/2	24	143
20	30	38 5/8	46 7/16	30 1/2	25 1/2	28 1/2	24	146
22	30	38 5/8	46 7/16	33 5/16	25 1/2	28 1/2	24	146
24	36	49 1/8	50 1/2	37 1/2	31 1/2	34 1/2	30	199
27	36	51 5/8	61 5/16	41 1/2	31 1/2	34 1/2	30	227
30	42	52 5/16	65 7/16	42 1/4	37 1/2	40 1/2	36	301
33	42	52 5/16	65 7/16	42 1/4	37 1/2	40 1/2	36	303
36	42 5/16	50 11/16	64 1/4	44 1/4	37 1/2	40 1/2	36	357
42	54 1/4	56 15/16	76 1/8	48 3/16	49 1/2	52 1/2	48	512
48	54 1/4	60 3/16	80 7/8	52 3/8	49 1/2	52 1/2	48	553

*Approximate unit weight includes the largest cataloged open drip proof motor, drives (if applicable), less crating.




OPTIONS/ACCESSORIES

Automatic Belt Tensioner (STXB): Available on sizes 8-16, The Automatic Belt Tensioners eliminate the need for regular manual retensioning of drives, and the risk of inadvertently over-tensioning drive components is avoided and overall drive operating efficiency is enhanced. Benefits include reduction in startup and maintenance costs, increased belt life, increased drive efficiency, and ensure drive components do not snag obstructions.



Roof Curb: Prefabricated heavy-gauge galvanized steel, welded construction, 12" high (other heights are also available) with 1-1/2" wood nailer. Assures perfect fit of exhaustor to roof opening. Options include burglar bars, single or double pitch construction and hinged curbs for easy duct access.

Common Curb: Designed to allow both the supply fan and exhaust fan to be mounted on the same curb. This curb requires only one roof opening and speeds installation time.



Motor Operated Damper: Motor operated aluminum damper for positive closure against backdraft. (Not for UL762 use).

Automatic Damper: Automatic aluminum damper for ease in installation and effective backdraft protection. (Not for UL762 use).



Grease Grabber or Aluminum Grease Trough: Trap designed for fast and inexpensive replacement. Grease collects in a container for safe and sanitary disposal. Keeps roof clean with proper use.

Curb Hinge Arrangement: The curb hinge arrangement provides easy access to the exhaust fan, backdraft damper, and duct for servicing and cleaning.

Birdscreen: To protect the fan from birds and other large objects. (Ships installed when ordered with Build-to-order fans; ships loose when ordered with stock fans/Quickship)

Insect Screen: Helps prevent insects, snow, airborne mist or water droplets from entering. (Ships installed when ordered with Build-to-order fans)

Special Coatings: Powered roof exhausters often require special coatings for protective and decorative purposes. Available coatings include: Synthetic Resin, Epoxy, and Heresite (air-dried phenolic). Contact your representative or the factory for more information on available coatings and colors.



CONSTRUCTION/SPECIFICATION CHECKLIST

Housing

- Curb cap with integral deep single piece spun inlet for efficient performance and prevention of leakage into ductwork.
- Lifting lugs for easy and safe placement of the fan on the roof.
- Heavy-gauge aluminum housing and curb cap for strength and rigidity. Curb cap is galvanized steel on all UL 762 units.
- Adjustable motor base for proper belt tension and ease of adjustment.
- Enclosed ventilated motor/drive compartment isolates motor and drives from exhaust air.
- Neoprene isolators for reduction of vibration and sound.
- Quick-Release latches on motor cover for easy access to motor compartment.
- Water-tight conduit tube for easy electrical connection without having to wire through the breather tube.
- NFPA - Model STXB is suitable for National Fire Protection Association installations. Contact factory for required accessories.

Centrifugal Wheel

- All aluminum wheel.
- Backward-inclined for efficiency at higher static pressure.
- Non-overloading for safe operation in ducted systems.
- Curved blades for efficiency and quiet operation.
- Dynamically balanced for smooth operation.

Motors

- Brands are nationally recognized and locally serviced.
- Single speed drip-proof motors are provided on standard models.
- Disconnect switch is standard with single speed open drip-proof and totally enclosed motors.
- Welded motor brackets designed for maximum strength.

Drives

- Sized for minimum 150% of drive horse power.
- Machined cast iron adjustable motor pulleys.
- Adjustable base for belt tensioning.
- Nonstatic oil resistant V-Belts.

Bearings

- 5 year bearing warranty.
- Heavy-duty ball bearing type.
- Air handling with grease fittings.
- Sized for a minimum L50 life in excess of 200,000 hours.

AMCA Seal

- Assures accuracy of Air and Sound Performance.

cULus Label

- cULus 705 Listed Power Roof Ventilator label assures electrical reliability.
- cUL762us Listed for Restaurant Exhaust Appliance available for applications where required.



SIZE 8

Motor HP	RPM		Static Pressure in Inches w.g.								
			0	0.125	0.25	0.375	0.5	0.625	0.75	0.875	1
1/4	700	CFM	376	201	-	-	-	-	-	-	-
		BHP	0.01	0.01	-	-	-	-	-	-	-
		Sones	2.1	1.3	-	-	-	-	-	-	-
1/4	800	CFM	430	302	-	-	-	-	-	-	-
		BHP	0.02	0.02	-	-	-	-	-	-	-
		Sones	2.9	2.2	-	-	-	-	-	-	-
1/4	900	CFM	483	377	-	-	-	-	-	-	-
		BHP	0.02	0.03	-	-	-	-	-	-	-
		Sones	3.9	3.0	-	-	-	-	-	-	-
1/4	1000	CFM	537	443	301	-	-	-	-	-	-
		BHP	0.03	0.03	0.04	-	-	-	-	-	-
		Sones	4.7	3.8	3.3	-	-	-	-	-	-
1/4	1100	CFM	591	507	400	-	-	-	-	-	-
		BHP	0.04	0.04	0.05	-	-	-	-	-	-
		Sones	5.6	4.8	4.3	-	-	-	-	-	-
1/4	1200	CFM	645	569	482	322	-	-	-	-	-
		BHP	0.05	0.06	0.06	0.06	-	-	-	-	-
		Sones	6.5	5.8	5.4	5.0	-	-	-	-	-
1/4	1300	CFM	698	629	552	445	-	-	-	-	-
		BHP	0.06	0.07	0.08	0.08	-	-	-	-	-
		Sones	7.5	6.9	6.5	6.1	-	-	-	-	-
1/4	1400	CFM	752	687	618	535	402	-	-	-	-
		BHP	0.08	0.09	0.09	0.10	0.10	-	-	-	-
		Sones	8.7	8.1	7.7	7.3	6.9	-	-	-	-
1/4	1500	CFM	806	744	682	612	512	-	-	-	-
		BHP	0.10	0.11	0.11	0.12	0.12	-	-	-	-
		Sones	10.0	9.5	9.0	8.6	8.2	-	-	-	-
1/4	1600	CFM	859	801	745	682	604	500	-	-	-
		BHP	0.12	0.13	0.13	0.14	0.15	0.15	-	-	-
		Sones	11.0	10.4	10.0	9.5	9.2	8.8	-	-	-
1/4	1700	CFM	913	857	807	748	683	595	462	-	-
		BHP	0.14	0.15	0.16	0.16	0.17	0.17	0.17	-	-
		Sones	12.0	11.5	11.0	10.5	10.2	9.8	9.6	-	-
1/4	1800	CFM	967	914	867	812	755	685	595	415	-
		BHP	0.17	0.18	0.19	0.19	0.20	0.21	0.21	0.20	-
		Sones	13.0	12.5	12.0	11.6	11.2	10.9	10.5	10.2	-
1/4	1900	CFM	1021	970	926	875	822	763	687	599	-
		BHP	0.20	0.21	0.22	0.22	0.23	0.24	0.24	0.24	-
		Sones	14.1	13.4	13.0	12.6	12.2	11.9	11.6	11.4	-
1/3	2000	CFM	1074	1026	983	938	887	835	773	693	601
		BHP	0.23	0.24	0.25	0.26	0.27	0.28	0.28	0.28	0.28
		Sones	15.2	14.4	14.0	13.6	13.3	13.0	12.7	12.5	12.2
1/3	2100	CFM	1128	1081	1041	999	951	903	850	785	705
		BHP	0.27	0.28	0.29	0.30	0.30	0.31	0.32	0.33	0.33
		Sones	16.4	15.7	15.0	14.6	14.3	14.0	13.8	13.6	13.4

Power Ratings (BHP) does not include transmission losses.

Performance certified is for installation type A - free inlet, free outlet.

Performance ratings do not include the effects of birdscreen in the airstream.

The sound ratings shown are loudness values in fan sones @ 5' (1.5m) in a hemispherical free field calculated per AMCA Standard 301. Values shown are for: Installation Type A: free inlet hemispherical sone levels.



S&P USA Ventilation Systems, LLC., Div. of Soler & Palau Ventilation Group, certifies that the Models STXB shown herein are licensed to bear the AMCA Seal. The ratings shown are based on test and procedures performed in accordance with AMCA Publication 211 and AMCA Publication 311 and comply with the requirement of the AMCA Certified Ratings Program.



STANDARD 705 for Electrical
STANDARD 762 for Grease Removal



SIZE 10

Motor HP	RPM		Static Pressure in Inches w.g.								
			0	0.125	0.25	0.375	0.5	0.625	0.75	0.875	1
1/4	650	CFM	545	348	-	-	-	-	-	-	-
		BHP	0.01	0.02	-	-	-	-	-	-	-
		Sones	2.6	2.0	-	-	-	-	-	-	-
1/4	750	CFM	629	468	-	-	-	-	-	-	-
		BHP	0.02	0.03	-	-	-	-	-	-	-
		Sones	3.6	2.9	-	-	-	-	-	-	-
1/4	850	CFM	713	575	384	-	-	-	-	-	-
		BHP	0.03	0.04	0.04	-	-	-	-	-	-
		Sones	4.6	3.9	3.6	-	-	-	-	-	-
1/4	950	CFM	797	675	533	-	-	-	-	-	-
		BHP	0.04	0.05	0.05	-	-	-	-	-	-
		Sones	5.5	4.9	4.5	-	-	-	-	-	-
1/4	1050	CFM	881	771	651	488	-	-	-	-	-
		BHP	0.06	0.06	0.07	0.07	-	-	-	-	-
		Sones	6.5	6.0	5.6	5.4	-	-	-	-	-
1/4	1150	CFM	965	864	758	636	-	-	-	-	-
		BHP	0.07	0.08	0.09	0.10	-	-	-	-	-
		Sones	7.6	7.2	6.7	6.5	-	-	-	-	-
1/4	1250	CFM	1049	958	862	757	628	-	-	-	-
		BHP	0.09	0.10	0.11	0.12	0.12	-	-	-	-
		Sones	8.9	8.5	8.0	7.7	7.5	-	-	-	-
1/4	1350	CFM	1132	1050	961	866	762	619	-	-	-
		BHP	0.12	0.13	0.14	0.15	0.15	0.16	-	-	-
		Sones	10.2	9.9	9.4	8.9	8.8	8.7	-	-	-
1/4	1450	CFM	1216	1141	1057	973	881	774	610	-	-
		BHP	0.14	0.16	0.17	0.18	0.19	0.19	0.19	-	-
		Sones	11.7	11.4	10.9	10.4	10.2	10.0	9.9	-	-
1/4	1550	CFM	1300	1230	1151	1076	991	902	797	615	-
		BHP	0.18	0.19	0.20	0.21	0.22	0.23	0.24	0.23	-
		Sones	13.1	12.7	12.3	11.9	11.5	11.3	11.2	11.0	-
1/3	1650	CFM	1384	1319	1245	1174	1098	1018	930	825	638
		BHP	0.21	0.23	0.24	0.25	0.26	0.27	0.28	0.29	0.28
		Sones	14.3	13.9	13.5	13.1	12.6	12.4	12.3	12.1	12.0
1/3	1750	CFM	1468	1407	1338	1270	1201	1126	1050	962	860
		BHP	0.25	0.27	0.28	0.29	0.30	0.32	0.33	0.34	0.34
		Sones	15.5	15.1	14.8	14.4	13.9	13.5	13.4	13.3	13.2

Power Ratings (BHP) does not include transmission losses.

Performance certified is for installation type A - free inlet, free outlet.

Performance ratings do not include the effects of birdscreen in the airstream.

The sound ratings shown are loudness values in fan sones @ 5' (1.5m) in a hemispherical free field calculated per AMCA Standard 301. Values shown are for: Installation Type A: free inlet hemispherical sone levels.



S&P USA Ventilation Systems, LLC., Div. of Soler & Palau Ventilation Group, certifies that the Models STXB shown herein are licensed to bear the AMCA Seal. The ratings shown are based on test and procedures performed in accordance with AMCA Publication 211 and AMCA Publication 311 and comply with the requirement of the AMCA Certified Ratings Program.



STANDARD 705 for Electrical
STANDARD 762 for Grease Removal



MODEL STXB BELT DRIVE CENTRIFUGAL UPBLAST ROOF EXHAUSTER



SIZE 12

Motor HP	RPM		Static Pressure in Inches w.g.									
			0	0.125	0.25	0.375	0.5	0.625	0.75	0.875	1	1.25
1/4	800	CFM	884	715	475	-	-	-	-	-	-	-
		BHP	0.03	0.04	0.04	-	-	-	-	-	-	-
		Sones	4.4	3.9	3.4	-	-	-	-	-	-	-
1/4	900	CFM	995	849	666	318	-	-	-	-	-	-
		BHP	0.05	0.06	0.06	0.06	-	-	-	-	-	-
		Sones	5.5	4.9	4.5	4.0	-	-	-	-	-	-
1/4	1000	CFM	1105	972	821	626	-	-	-	-	-	-
		BHP	0.06	0.07	0.08	0.09	-	-	-	-	-	-
		Sones	6.6	6.0	5.6	5.1	-	-	-	-	-	-
1/4	1100	CFM	1216	1092	967	811	595	-	-	-	-	-
		BHP	0.08	0.09	0.11	0.11	0.11	-	-	-	-	-
		Sones	7.7	7.2	6.8	6.5	6.1	-	-	-	-	-
1/4	1200	CFM	1326	1214	1108	969	813	-	-	-	-	-
		BHP	0.11	0.12	0.13	0.14	0.15	-	-	-	-	-
		Sones	8.9	8.5	8.1	7.8	7.4	-	-	-	-	-
1/4	1300	CFM	1437	1333	1235	1115	986	827	-	-	-	-
		BHP	0.14	0.15	0.17	0.18	0.18	0.19	-	-	-	-
		Sones	10.3	9.9	9.5	9.2	8.8	8.5	-	-	-	-
1/4	1400	CFM	1547	1452	1357	1260	1140	1013	854	-	-	-
		BHP	0.17	0.18	0.20	0.22	0.22	0.23	0.24	-	-	-
		Sones	11.8	11.4	11.0	10.7	10.4	10.0	9.6	-	-	-
1/3	1500	CFM	1658	1569	1477	1396	1285	1177	1050	896	-	-
		BHP	0.21	0.22	0.24	0.26	0.27	0.28	0.29	0.29	-	-
		Sones	13.4	13.0	12.6	12.3	12.0	11.7	11.3	10.9	-	-
1/3	1600	CFM	1768	1686	1599	1522	1431	1326	1221	1098	950	-
		BHP	0.25	0.27	0.29	0.31	0.32	0.33	0.34	0.35	0.35	-
		Sones	14.7	14.2	13.8	13.5	13.2	13.0	12.6	12.3	11.9	-
1/2	1700	CFM	1879	1801	1720	1644	1570	1471	1375	1272	1155	822
		BHP	0.30	0.32	0.34	0.36	0.38	0.39	0.40	0.41	0.42	0.41
		Sones	16.0	15.6	15.2	14.8	14.6	14.3	14.0	13.7	13.3	12.7
1/2	1800	CFM	1989	1916	1840	1765	1698	1616	1520	1431	1331	1086
		BHP	0.36	0.38	0.40	0.42	0.44	0.46	0.47	0.48	0.49	0.50
		Sones	17.3	16.9	16.5	16.2	15.9	15.7	15.4	15.2	14.8	14.1

Power Ratings (BHP) does not include transmission losses.

Performance certified is for installation type A - free inlet, free outlet.

Performance ratings do not include the effects of birdscreen in the airstream.

The sound ratings shown are loudness values in fan sones @ 5' (1.5m) in a hemispherical free field calculated per AMCA Standard 301. Values shown are for: Installation Type

A: free inlet hemispherical sone levels.



S&P USA Ventilation Systems, LLC., Div. of Soler & Palau Ventilation Group, certifies that the Models STXB shown herein are licensed to bear the AMCA Seal. The ratings shown are based on test and procedures performed in accordance with AMCA Publication 211 and AMCA Publication 311 and comply with the requirement of the AMCA Certified Ratings Program.



STANDARD 705 for Electrical
STANDARD 762 for Grease Removal



SIZE 14

Motor HP	RPM		Static Pressure in Inches w.g.										
			0	0.125	0.25	0.375	0.5	0.625	0.75	0.875	1	1.25	1.5
1/4	550	CFM	1111	808	-	-	-	-	-	-	-	-	-
		BHP	0.03	0.03	-	-	-	-	-	-	-	-	-
		Sones	3.3	2.3	-	-	-	-	-	-	-	-	-
1/4	650	CFM	1313	1081	-	-	-	-	-	-	-	-	-
		BHP	0.04	0.05	-	-	-	-	-	-	-	-	-
		Sones	4.5	3.7	-	-	-	-	-	-	-	-	-
1/4	750	CFM	1515	1324	1062	-	-	-	-	-	-	-	-
		BHP	0.06	0.08	0.09	-	-	-	-	-	-	-	-
		Sones	6.0	5.4	4.7	-	-	-	-	-	-	-	-
1/4	850	CFM	1717	1552	1344	1070	-	-	-	-	-	-	-
		BHP	0.09	0.11	0.12	0.13	-	-	-	-	-	-	-
		Sones	7.5	6.8	6.0	5.8	-	-	-	-	-	-	-
1/4	950	CFM	1920	1775	1607	1392	1049	-	-	-	-	-	-
		BHP	0.13	0.15	0.16	0.18	0.18	-	-	-	-	-	-
		Sones	8.9	8.2	7.4	6.8	6.9	-	-	-	-	-	-
1/4	1050	CFM	2122	1993	1847	1671	1472	-	-	-	-	-	-
		BHP	0.17	0.20	0.21	0.23	0.24	-	-	-	-	-	-
		Sones	10.3	9.6	9.0	8.5	8.1	-	-	-	-	-	-
1/3	1150	CFM	2324	2208	2077	1934	1758	1573	-	-	-	-	-
		BHP	0.23	0.25	0.27	0.29	0.31	0.32	-	-	-	-	-
		Sones	11.8	11.3	10.9	10.3	9.8	9.6	-	-	-	-	-
1/2	1250	CFM	2526	2421	2303	2178	2030	1865	1691	-	-	-	-
		BHP	0.29	0.32	0.34	0.37	0.39	0.40	0.41	-	-	-	-
		Sones	13.6	13.2	12.9	12.4	11.8	11.3	11.2	-	-	-	-
1/2	1350	CFM	2728	2631	2525	2411	2289	2142	1987	1826	-	-	-
		BHP	0.37	0.40	0.42	0.45	0.47	0.49	0.51	0.52	-	-	-
		Sones	15.6	15.2	15.0	14.6	13.9	13.4	12.9	12.9	-	-	-
3/4	1450	CFM	2930	2841	2743	2639	2530	2408	2267	2123	1975	-	-
		BHP	0.46	0.49	0.52	0.54	0.57	0.59	0.61	0.63	0.64	-	-
		Sones	17.7	17.3	17.1	16.9	16.3	15.7	15.2	14.6	14.7	-	-
3/4	1550	CFM	3132	3049	2960	2863	2763	2658	2537	2405	2269	1947	-
		BHP	0.56	0.59	0.62	0.65	0.68	0.71	0.73	0.75	0.77	0.78	-
		Sones	19.6	19.4	19.1	18.8	18.4	17.8	17.3	16.8	16.3	16.6	-
1	1650	CFM	3334	3256	3174	3085	2991	2897	2795	2676	2551	2298	1856
		BHP	0.68	0.71	0.74	0.77	0.80	0.83	0.86	0.89	0.91	0.94	0.92
		Sones	21.3	21.1	20.8	20.6	20.4	19.8	19.3	18.7	18.1	17.7	18.1

Power Ratings (BHP) does not include transmission losses.
Performance certified is for installation type A - free inlet, free outlet.
Performance ratings do not include the effects of birdscreen in the airstream.
The sound ratings shown are loudness values in fan sones @ 5' (1.5m) in a hemispherical free field calculated per AMCA Standard 301. Values shown are for: Installation Type A: free inlet hemispherical sone levels.



S&P USA Ventilation Systems, LLC., Div. of Soler & Palau Ventilation Group, certifies that the Models STXB shown herein are licensed to bear the AMCA Seal. The ratings shown are based on test and procedures performed in accordance with AMCA Publication 211 and AMCA Publication 311 and comply with the requirement of the AMCA Certified Ratings Program.



**STANDARD 705 for Electrical
STANDARD 762 for Grease Removal**



SIZE 15

Motor HP	RPM		Static Pressure in Inches w.g.											
			0	0.125	0.25	0.375	0.5	0.625	0.75	0.875	1	1.25	1.5	1.75
1/4	700	CFM	1612	1394	1126	-	-	-	-	-	-	-	-	-
		BHP	0.06	0.07	0.09	-	-	-	-	-	-	-	-	-
		Sones	5.5	4.8	4.4	-	-	-	-	-	-	-	-	-
1/4	800	CFM	1842	1656	1448	1162	-	-	-	-	-	-	-	-
		BHP	0.09	0.11	0.12	0.13	-	-	-	-	-	-	-	-
		Sones	6.9	6.3	5.8	5.8	-	-	-	-	-	-	-	-
1/4	900	CFM	2072	1910	1729	1524	1249	-	-	-	-	-	-	-
		BHP	0.12	0.15	0.16	0.18	0.19	-	-	-	-	-	-	-
		Sones	8.3	7.7	7.2	7.0	7.0	-	-	-	-	-	-	-
1/4	1000	CFM	2302	2160	1998	1832	1627	1366	-	-	-	-	-	-
		BHP	0.17	0.19	0.22	0.24	0.25	0.26	-	-	-	-	-	-
		Sones	9.7	9.1	8.6	8.3	8.3	8.3	-	-	-	-	-	-
1/3	1100	CFM	2533	2405	2260	2111	1953	1757	1519	-	-	-	-	-
		BHP	0.22	0.25	0.28	0.30	0.32	0.34	0.34	-	-	-	-	-
		Sones	11.4	10.7	10.2	9.9	9.6	9.7	10.5	-	-	-	-	-
1/2	1200	CFM	2763	2648	2517	2382	2244	2091	1907	1694	1147	-	-	-
		BHP	0.29	0.32	0.35	0.38	0.40	0.42	0.44	0.44	0.40	-	-	-
		Sones	13.2	12.7	12.3	11.9	11.5	11.3	12.3	11.5	11.6	-	-	-
3/4	1300	CFM	2993	2888	2770	2646	2519	2391	2244	2073	1876	-	-	-
		BHP	0.37	0.40	0.43	0.46	0.49	0.51	0.54	0.56	0.56	-	-	-
		Sones	15.2	14.8	14.4	14.0	13.6	13.3	14.1	13.3	13.4	-	-	-
3/4	1400	CFM	3223	3126	3019	2905	2788	2671	2549	2410	2252	1850	-	-
		BHP	0.46	0.50	0.53	0.56	0.59	0.62	0.65	0.68	0.70	0.70	-	-
		Sones	17.4	17.0	16.7	16.3	15.9	15.6	16.4	15.2	15.3	15.5	-	-
1	1500	CFM	3453	3363	3266	3160	3052	2943	2833	2718	2588	2279	1750	-
		BHP	0.56	0.60	0.64	0.68	0.71	0.74	0.77	0.80	0.83	0.87	0.84	-
		Sones	19.8	19.4	19.0	18.6	18.3	18.0	18.5	17.3	17.3	17.5	17.7	-
1	1600	CFM	3684	3600	3510	3412	3311	3210	3107	3004	2895	2638	2325	1669
		BHP	0.68	0.73	0.77	0.81	0.84	0.88	0.91	0.94	0.97	1.04	1.05	0.98
		Sones	21.5	21.2	20.9	20.5	20.2	19.8	19.4	19.1	18.7	18.9	19.1	19.3

Power Ratings (BHP) does not include transmission losses.

Performance certified is for installation type A - free inlet, free outlet.

Performance ratings do not include the effects of birdscreen in the airstream.

The sound ratings shown are loudness values in fan sones @ 5' (1.5m) in a hemispherical free field calculated per AMCA Standard 301. Values shown are for: Installation Type A: free inlet hemispherical sone levels.



S&P USA Ventilation Systems, LLC., Div. of Soler & Palau Ventilation Group, certifies that the Models STXB shown herein are licensed to bear the AMCA Seal. The ratings shown are based on test and procedures performed in accordance with AMCA Publication 211 and AMCA Publication 311 and comply with the requirement of the AMCA Certified Ratings Program.



STANDARD 705 for Electrical
STANDARD 762 for Grease Removal



SIZE 15 HIGH PRESSURE

Motor HP	RPM		Static Pressure in Inches w.g.												
			0.25	0.375	0.5	0.625	0.75	0.875	1	1.25	1.5	1.75	2	2.25	2.5
1/4	750	CFM	881	483	-	-	-	-	-	-	-	-	-	-	-
		BHP	0.07	0.07	-	-	-	-	-	-	-	-	-	-	-
		Sones	4.4	4.3	-	-	-	-	-	-	-	-	-	-	-
1/4	850	CFM	1110	908	439	-	-	-	-	-	-	-	-	-	-
		BHP	0.10	0.11	0.10	-	-	-	-	-	-	-	-	-	-
		Sones	5.9	5.5	5.4	-	-	-	-	-	-	-	-	-	-
1/4	950	CFM	1324	1154	960	488	-	-	-	-	-	-	-	-	-
		BHP	0.13	0.14	0.15	0.13	-	-	-	-	-	-	-	-	-
		Sones	7.4	6.7	6.6	6.4	-	-	-	-	-	-	-	-	-
1/4	1050	CFM	1523	1379	1221	1035	606	-	-	-	-	-	-	-	-
		BHP	0.16	0.18	0.20	0.20	0.19	-	-	-	-	-	-	-	-
		Sones	9.0	8.3	7.8	7.7	7.6	-	-	-	-	-	-	-	-
1/4	1150	CFM	1713	1594	1454	1308	1133	767	-	-	-	-	-	-	-
		BHP	0.21	0.23	0.25	0.26	0.27	0.25	-	-	-	-	-	-	-
		Sones	10.6	9.9	9.3	8.9	8.8	8.7	-	-	-	-	-	-	-
1/3	1250	CFM	1898	1795	1675	1544	1409	1250	952	-	-	-	-	-	-
		BHP	0.26	0.28	0.30	0.32	0.33	0.34	0.34	-	-	-	-	-	-
		Sones	12.3	11.6	11.0	10.4	10.2	10.0	10.0	-	-	-	-	-	-
1/2	1350	CFM	2079	1987	1886	1768	1647	1521	1377	-	-	-	-	-	-
		BHP	0.32	0.34	0.36	0.39	0.41	0.42	0.43	-	-	-	-	-	-
		Sones	14.1	13.4	12.9	12.2	11.6	11.5	11.4	-	-	-	-	-	-
1/2	1450	CFM	2258	2175	2085	1985	1873	1760	1643	1336	-	-	-	-	-
		BHP	0.38	0.41	0.44	0.46	0.48	0.50	0.52	0.54	-	-	-	-	-
		Sones	16.0	15.4	14.8	14.2	13.7	13.2	13.0	13.0	-	-	-	-	-
3/4	1550	CFM	2436	2359	2278	2191	2092	1987	1881	1652	1276	-	-	-	-
		BHP	0.46	0.49	0.52	0.54	0.57	0.59	0.62	0.65	0.65	-	-	-	-
		Sones	18.0	17.4	16.8	16.3	15.7	15.1	14.7	14.4	14.4	-	-	-	-
3/4	1650	CFM	2612	2540	2466	2388	2303	2208	2109	1907	1677	1238	-	-	-
		BHP	0.54	0.58	0.61	0.64	0.66	0.69	0.72	0.76	0.79	0.77	-	-	-
		Sones	19.9	19.3	18.8	18.3	17.8	17.3	16.8	16.2	15.8	15.7	-	-	-
1	1750	CFM	2787	2720	2651	2579	2503	2420	2330	2142	1947	1709	1235	-	-
		BHP	0.64	0.68	0.71	0.75	0.77	0.80	0.83	0.88	0.92	0.94	0.91	-	-
		Sones	21.8	21.2	20.7	20.2	19.7	19.3	18.9	18.1	17.6	17.3	17.0	-	-
1	1850	CFM	2961	2898	2833	2767	2698	2624	2544	2370	2189	1998	1752	1270	548
		BHP	0.75	0.79	0.82	0.86	0.89	0.92	0.95	1.01	1.06	1.10	1.12	1.06	0.84
		Sones	23.7	23.2	22.6	22.1	21.7	21.3	20.9	20.0	19.3	19.0	18.7	18.5	18.4

Power Ratings (BHP) does not include transmission losses.
Performance certified is for installation type A - free inlet, free outlet.
Performance ratings do not include the effects of birdscreen in the airstream.
The sound ratings shown are loudness values in fan sones @ 5' (1.5m) in a hemispherical free field calculated per AMCA Standard 301. Values shown are for: Installation Type A: free inlet hemispherical sone levels.



S&P USA Ventilation Systems, LLC., Div. of Soler & Palau Ventilation Group, certifies that the Models STXB shown herein are licensed to bear the AMCA Seal. The ratings shown are based on test and procedures performed in accordance with AMCA Publication 211 and AMCA Publication 311 and comply with the requirement of the AMCA Certified Ratings Program.



**STANDARD 705 for Electrical
STANDARD 762 for Grease Removal**



SIZE 16

Motor HP	RPM		Static Pressure in Inches w.g.										
			0	0.125	0.25	0.375	0.5	0.625	0.75	0.875	1	1.25	1.5
1/4	700	CFM	1988	1762	1494	977	-	-	-	-	-	-	-
		BHP	0.09	0.10	0.12	0.12	-	-	-	-	-	-	-
		Sones	6.8	6.3	5.3	4.2	-	-	-	-	-	-	-
1/4	750	CFM	2130	1920	1683	1363	-	-	-	-	-	-	-
		BHP	0.10	0.12	0.14	0.15	-	-	-	-	-	-	-
		Sones	8.0	7.6	6.6	5.3	-	-	-	-	-	-	-
1/4	800	CFM	2272	2076	1863	1596	1006	-	-	-	-	-	-
		BHP	0.13	0.15	0.17	0.18	0.17	-	-	-	-	-	-
		Sones	8.7	8.3	7.5	6.4	5.3	-	-	-	-	-	-
1/4	850	CFM	2414	2231	2035	1801	1495	-	-	-	-	-	-
		BHP	0.15	0.17	0.20	0.22	0.22	-	-	-	-	-	-
		Sones	9.5	9.2	8.4	7.4	6.3	-	-	-	-	-	-
1/4	900	CFM	2555	2383	2201	1992	1740	1208	-	-	-	-	-
		BHP	0.18	0.20	0.23	0.25	0.26	0.24	-	-	-	-	-
		Sones	10.3	9.9	9.3	8.5	7.4	6.5	-	-	-	-	-
1/4	950	CFM	2697	2535	2364	2175	1952	1670	-	-	-	-	-
		BHP	0.21	0.24	0.26	0.29	0.30	0.31	-	-	-	-	-
		Sones	11.2	10.6	10.1	9.3	8.4	7.5	-	-	-	-	-
1/3	1000	CFM	2839	2685	2524	2352	2152	1917	1511	-	-	-	-
		BHP	0.25	0.27	0.30	0.33	0.35	0.36	0.35	-	-	-	-
		Sones	12.1	11.5	10.9	10.2	9.4	8.5	7.8	-	-	-	-
1/2	1050	CFM	2981	2835	2682	2522	2341	2132	1875	-	-	-	-
		BHP	0.29	0.32	0.34	0.37	0.39	0.41	0.42	-	-	-	-
		Sones	13.0	12.5	12.0	11.2	10.4	9.6	8.9	-	-	-	-
1/2	1100	CFM	3123	2984	2839	2688	2523	2335	2121	1822	-	-	-
		BHP	0.33	0.36	0.39	0.42	0.44	0.47	0.48	0.48	-	-	-
		Sones	13.9	13.4	13.0	12.3	11.5	10.8	10.0	9.3	-	-	-
3/4	1150	CFM	3265	3132	2994	2852	2699	2528	2334	2105	1687	-	-
		BHP	0.38	0.41	0.44	0.47	0.50	0.52	0.54	0.55	0.53	-	-
		Sones	14.9	14.4	14.0	13.4	12.8	12.2	11.3	10.6	9.9	-	-
3/4	1200	CFM	3407	3280	3148	3012	2871	2713	2539	2344	2103	-	-
		BHP	0.43	0.46	0.49	0.52	0.56	0.58	0.61	0.62	0.62	-	-
		Sones	15.9	15.5	15.1	14.7	14.1	13.5	12.8	11.9	11.2	-	-
3/4	1250	CFM	3549	3427	3301	3171	3038	2892	2732	2555	2355	-	-
		BHP	0.48	0.52	0.55	0.58	0.62	0.65	0.67	0.69	0.71	-	-
		Sones	17.0	16.8	16.5	16.2	15.5	14.9	14.3	13.4	12.6	-	-
1	1300	CFM	3691	3574	3453	3329	3202	3067	2919	2757	2579	2051	-
		BHP	0.54	0.58	0.61	0.65	0.68	0.72	0.75	0.77	0.79	0.78	-
		Sones	18.4	18.1	17.8	17.5	17.0	16.4	15.8	15.0	14.1	12.6	-
1	1350	CFM	3833	3720	3605	3485	3364	3238	3100	2950	2788	2394	-
		BHP	0.61	0.65	0.68	0.72	0.75	0.79	0.82	0.85	0.87	0.89	-
		Sones	19.8	19.5	19.2	18.9	18.4	17.8	17.3	16.6	15.7	14.0	-
1	1400	CFM	3975	3867	3755	3641	3524	3404	3276	3137	2988	2645	1953
		BHP	0.68	0.72	0.75	0.79	0.83	0.87	0.90	0.93	0.96	0.99	0.93
		Sones	21.1	20.9	20.7	20.4	20.1	19.4	18.8	18.2	17.4	15.7	14.1

Power Ratings (BHP) does not include transmission losses.

Performance certified is for installation type A - free inlet, free outlet.

Performance ratings do not include the effects of birdscreen in the airstream.

The sound ratings shown are loudness values in fan sones @ 5' (1.5m) in a hemispherical free field calculated per AMCA Standard 301. Values shown are for: Installation Type A: free inlet hemispherical sone levels.



S&P USA Ventilation Systems, LLC., Div. of Soler & Palau Ventilation Group, certifies that the Models STXB shown herein are licensed to bear the AMCA Seal. The ratings shown are based on test and procedures performed in accordance with AMCA Publication 211 and AMCA Publication 311 and comply with the requirement of the AMCA Certified Ratings Program.



STANDARD 705 for Electrical
STANDARD 762 for Grease Removal



SIZE 16 HIGH PRESSURE

Motor HP	RPM		Static Pressure in Inches w.g.											
			0.25	0.375	0.5	0.625	0.75	0.875	1	1.25	1.5	1.75	2	2.25
1/4	800	CFM	1294	1054	-	-	-	-	-	-	-	-	-	-
		BHP	0.11	0.12	-	-	-	-	-	-	-	-	-	-
		Sones	6.2	5.7	-	-	-	-	-	-	-	-	-	-
1/4	900	CFM	1560	1362	1140	603	-	-	-	-	-	-	-	-
		BHP	0.15	0.16	0.17	0.15	-	-	-	-	-	-	-	-
		Sones	7.9	7.4	6.9	6.4	-	-	-	-	-	-	-	-
1/4	1000	CFM	1797	1641	1458	1253	804	-	-	-	-	-	-	-
		BHP	0.19	0.21	0.23	0.24	0.22	-	-	-	-	-	-	-
		Sones	9.4	8.9	8.6	8.1	7.7	-	-	-	-	-	-	-
1/3	1100	CFM	2027	1905	1742	1576	1389	1040	-	-	-	-	-	-
		BHP	0.24	0.27	0.29	0.31	0.32	0.31	-	-	-	-	-	-
		Sones	10.9	10.5	10.2	9.8	9.4	9.0	-	-	-	-	-	-
1/2	1200	CFM	2257	2144	2017	1865	1712	1539	1283	-	-	-	-	-
		BHP	0.30	0.33	0.36	0.38	0.40	0.41	0.41	-	-	-	-	-
		Sones	12.7	12.3	11.9	11.6	11.2	10.8	10.4	-	-	-	-	-
1/3	1300	CFM	2483	2374	2272	2143	2003	1861	1700	1119	-	-	-	-
		BHP	0.37	0.40	0.43	0.46	0.48	0.50	0.52	0.50	-	-	-	-
		Sones	14.4	14.0	13.7	13.4	13.1	12.7	12.3	11.9	-	-	-	-
3/4	1400	CFM	2705	2604	2509	2409	2281	2152	2020	1721	995	-	-	-
		BHP	0.46	0.49	0.52	0.55	0.58	0.60	0.63	0.65	0.59	-	-	-
		Sones	16.6	16.2	15.8	15.4	15.1	14.8	14.5	14.0	13.5	-	-	-
1	1500	CFM	2925	2833	2739	2652	2551	2430	2309	2056	1742	944	-	-
		BHP	0.55	0.59	0.62	0.66	0.69	0.72	0.74	0.79	0.81	0.70	-	-
		Sones	18.8	18.4	18.2	17.8	17.5	17.1	16.8	16.1	15.5	15.2	-	-
1	1600	CFM	3142	3058	2969	2886	2802	2702	2588	2361	2109	1775	969	-
		BHP	0.66	0.69	0.73	0.77	0.81	0.84	0.87	0.93	0.96	0.98	0.83	-
		Sones	20.9	20.5	20.0	19.7	19.4	19.1	18.8	18.3	17.6	17.0	16.6	-
1	1700	CFM	3357	3281	3198	3115	3039	2958	2861	2646	2430	2186	1834	1061
		BHP	0.78	0.82	0.86	0.90	0.94	0.98	1.01	1.07	1.13	1.16	1.17	1.01
		Sones	23.1	22.7	22.3	22.0	21.7	21.4	21.1	20.5	19.9	19.1	18.5	18.1

Power Ratings (BHP) does not include transmission losses.

Performance certified is for installation type A - free inlet, free outlet.

Performance ratings do not include the effects of birdscreen in the airstream.

The sound ratings shown are loudness values in fan sones @ 5' (1.5m) in a hemispherical free field calculated per AMCA Standard 301. Values shown are for: Installation Type

A: free inlet hemispherical sone levels.



S&P USA Ventilation Systems, LLC., Div. of Soler & Palau Ventilation Group, certifies that the Models STXB shown herein are licensed to bear the AMCA Seal. The ratings shown are based on test and procedures performed in accordance with AMCA Publication 211 and AMCA Publication 311 and comply with the requirement of the AMCA Certified Ratings Program.



STANDARD 705 for Electrical
STANDARD 762 for Grease Removal



SIZE 18

Motor HP	RPM		Static Pressure in Inches w.g.												
			0	0.125	0.25	0.375	0.5	0.625	0.75	0.875	1	1.25	1.5	1.75	2
1/4	600	CFM	2395	2112	1802	1306	-	-	-	-	-	-	-	-	-
		BHP	0.12	0.14	0.15	0.15	-	-	-	-	-	-	-	-	-
		Sones	7.3	6.0	5.1	4.5	-	-	-	-	-	-	-	-	-
1/4	700	CFM	2794	2550	2307	2011	1528	-	-	-	-	-	-	-	-
		BHP	0.19	0.21	0.23	0.25	0.24	-	-	-	-	-	-	-	-
		Sones	9.1	8.1	7.4	6.8	6.3	-	-	-	-	-	-	-	-
1/2	800	CFM	3194	2979	2770	2543	2271	1836	-	-	-	-	-	-	-
		BHP	0.29	0.31	0.34	0.35	0.37	0.36	-	-	-	-	-	-	-
		Sones	11.2	10.5	9.9	9.3	8.8	8.2	-	-	-	-	-	-	-
1/2	900	CFM	3593	3402	3213	3027	2816	2574	2203	1876	-	-	-	-	-
		BHP	0.41	0.44	0.46	0.49	0.51	0.52	0.51	0.49	-	-	-	-	-
		Sones	13.5	12.9	12.4	11.8	11.2	10.6	10.1	9.7	-	-	-	-	-
3/4	1000	CFM	3992	3820	3650	3483	3311	3116	2903	2593	2215	-	-	-	-
		BHP	0.56	0.59	0.62	0.65	0.68	0.70	0.71	0.71	0.69	-	-	-	-
		Sones	15.5	15.1	14.6	14.1	13.6	13.1	12.6	12.1	11.6	-	-	-	-
1	1100	CFM	4391	4235	4079	3925	3775	3615	3437	3249	3000	2399	-	-	-
		BHP	0.75	0.78	0.82	0.85	0.88	0.91	0.93	0.95	0.95	0.91	-	-	-
		Sones	17.7	17.4	17.0	16.6	16.2	15.7	15.3	14.9	14.5	13.7	-	-	-
1-1/2	1200	CFM	4790	4647	4504	4362	4223	4084	3936	3773	3605	3135	2612	-	-
		BHP	0.97	1.01	1.05	1.08	1.12	1.15	1.18	1.20	1.22	1.23	1.19	-	-
		Sones	19.9	19.6	19.4	19.1	18.8	18.4	18.0	17.6	17.2	16.6	15.9	-	-
2	1300	CFM	5189	5057	4925	4794	4664	4536	4407	4270	4121	3800	3323	2834	-
		BHP	1.23	1.27	1.31	1.36	1.39	1.43	1.46	1.49	1.52	1.57	1.56	1.51	-
		Sones	22.8	22.5	22.2	21.9	21.6	21.2	20.8	20.4	20.0	19.4	18.7	18.2	-
2	1400	CFM	5589	5466	5343	5221	5100	4979	4862	4741	4614	4332	4022	3557	3056
		BHP	1.54	1.58	1.63	1.67	1.72	1.76	1.79	1.83	1.86	1.92	1.96	1.95	1.88
		Sones	25.7	25.4	25.2	24.9	24.6	24.4	24.0	23.6	23.2	22.5	21.8	21.2	20.5

Power Ratings (BHP) does not include transmission losses.
Performance certified is for installation type A - free inlet, free outlet.
Performance ratings do not include the effects of birdscreen in the airstream.
The sound ratings shown are loudness values in fan sones @ 5' (1.5m) in a hemispherical free field calculated per AMCA Standard 301. Values shown are for: Installation Type A: free inlet hemispherical sone levels.



S&P USA Ventilation Systems, LLC., Div. of Soler & Palau Ventilation Group, certifies that the Models STXB shown herein are licensed to bear the AMCA Seal. The ratings shown are based on test and procedures performed in accordance with AMCA Publication 211 and AMCA Publication 311 and comply with the requirement of the AMCA Certified Ratings Program.





SIZE 18 High Pressure

Motor HP	RPM		Static Pressure in Inches w.g.											
			0.25	0.375	0.5	0.75	1	1.25	1.5	1.75	2	2.25	2.5	2.75
1/3	850	CFM	2328	2151	1941	1297	-	-	-	-	-	-	-	-
		BHP	0.29	0.31	0.33	0.32	-	-	-	-	-	-	-	-
		Sones	9.6	9.0	8.4	8.4	-	-	-	-	-	-	-	-
1/2	950	CFM	2667	2527	2360	1941	-	-	-	-	-	-	-	-
		BHP	0.39	0.41	0.43	0.46	-	-	-	-	-	-	-	-
		Sones	11.6	11.2	10.7	10.4	-	-	-	-	-	-	-	-
3/4	1050	CFM	2997	2882	2745	2417	1976	-	-	-	-	-	-	-
		BHP	0.51	0.54	0.57	0.61	0.62	-	-	-	-	-	-	-
		Sones	14.0	13.7	13.2	12.5	12.5	-	-	-	-	-	-	-
1	1150	CFM	3321	3221	3109	2837	2504	2054	-	-	-	-	-	-
		BHP	0.65	0.69	0.72	0.77	0.82	0.82	-	-	-	-	-	-
		Sones	16.6	16.3	15.9	15.0	14.4	14.5	-	-	-	-	-	-
1	1250	CFM	3643	3553	3457	3226	2953	2626	2180	-	-	-	-	-
		BHP	0.82	0.86	0.90	0.96	1.02	1.05	1.05	-	-	-	-	-
		Sones	19.2	18.9	18.5	17.8	17.1	16.6	16.8	-	-	-	-	-
1-1/2	1350	CFM	3962	3879	3794	3597	3364	3095	2779	2354	-	-	-	-
		BHP	1.02	1.06	1.11	1.18	1.24	1.30	1.33	1.32	-	-	-	-
		Sones	21.8	21.5	21.3	20.6	20.0	19.4	19.1	19.2	-	-	-	-
2	1450	CFM	4279	4201	4124	3954	3750	3522	3261	2959	2565	1996	-	-
		BHP	1.25	1.30	1.34	1.43	1.50	1.57	1.62	1.64	1.64	1.56	-	-
		Sones	24.7	24.4	24.1	23.6	23.0	22.4	21.8	21.7	21.9	22.0	-	-
2	1550	CFM	4595	4523	4450	4299	4122	3920	3698	3447	3162	2804	2350	-
		BHP	1.52	1.56	1.61	1.71	1.79	1.86	1.93	1.99	2.01	2.00	1.96	-
		Sones	27.6	27.4	27.1	26.6	26.1	25.5	25.0	24.5	24.5	24.6	24.8	-

Power Ratings (BHP) does not include transmission losses.
Performance certified is for installation type A - free inlet, free outlet.
Performance ratings do not include the effects of birdscreen in the airstream.
The sound ratings shown are loudness values in fan sones @ 5' (1.5m) in a hemispherical free field calculated per AMCA Standard 301. Values shown are for: Installation Type A: free inlet hemispherical sone levels.



S&P USA Ventilation Systems, LLC., Div. of Soler & Palau Ventilation Group, certifies that the Models STXB shown herein are licensed to bear the AMCA Seal. The ratings shown are based on test and procedures performed in accordance with AMCA Publication 211 and AMCA Publication 311 and comply with the requirement of the AMCA Certified Ratings Program.



**STANDARD 705 for
Electrical
STANDARD 762 for
Grease Removal**



MODEL STXB BELT DRIVE CENTRIFUGAL UPBLAST ROOF EXHAUSTER



SIZE 20

Motor HP	RPM		Static Pressure in Inches w.g.											
			0	0.125	0.25	0.375	0.5	.625	.75	.875	1	1.25	1.5	1.75
1/4	500	CFM	2520	2148	1683	-	-	-	-	-	-	-	-	-
		BHP	0.10	0.12	0.13	-	-	-	-	-	-	-	-	-
		Sones	5.7	4.6	4.1	-	-	-	-	-	-	-	-	-
1/4	550	CFM	2772	2440	2055	-	-	-	-	-	-	-	-	-
		BHP	0.13	0.15	0.17	-	-	-	-	-	-	-	-	-
		Sones	6.6	5.6	5.1	-	-	-	-	-	-	-	-	-
1/4	600	CFM	3024	2722	2392	1957	-	-	-	-	-	-	-	-
		BHP	0.17	0.19	0.22	0.23	-	-	-	-	-	-	-	-
		Sones	7.5	6.8	6.2	5.8	-	-	-	-	-	-	-	-
1/3	650	CFM	3276	2997	2698	2344	1804	-	-	-	-	-	-	-
		BHP	0.21	0.24	0.27	0.29	0.29	-	-	-	-	-	-	-
		Sones	8.5	7.9	7.3	6.8	6.5	-	-	-	-	-	-	-
1/2	700	CFM	3528	3268	2996	2702	2322	-	-	-	-	-	-	-
		BHP	0.27	0.30	0.32	0.35	0.36	-	-	-	-	-	-	-
		Sones	9.5	9.2	8.6	8.0	7.6	-	-	-	-	-	-	-
1/2	750	CFM	3780	3535	3290	3024	2702	2350	-	-	-	-	-	-
		BHP	0.33	0.36	0.39	0.42	0.44	0.45	-	-	-	-	-	-
		Sones	10.8	10.4	10.0	9.4	8.8	8.4	-	-	-	-	-	-
3/4	800	CFM	4032	3801	3578	3328	3063	2736	2291	-	-	-	-	-
		BHP	0.40	0.43	0.46	0.49	0.52	0.54	0.54	-	-	-	-	-
		Sones	12.2	11.9	11.5	10.8	10.2	9.7	9.3	-	-	-	-	-
3/4	850	CFM	4284	4065	3858	3625	3392	3107	2781	2098	-	-	-	-
		BHP	0.48	0.51	0.55	0.58	0.61	0.64	0.65	0.62	-	-	-	-
		Sones	13.5	13.2	13.0	12.3	11.7	11.1	10.6	10.2	-	-	-	-
3/4	900	CFM	4536	4329	4133	3921	3700	3463	3173	2862	-	-	-	-
		BHP	0.57	0.60	0.64	0.68	0.71	0.74	0.76	0.77	-	-	-	-
		Sones	14.6	14.4	14.1	13.6	13.0	12.4	11.9	11.4	-	-	-	-
1	950	CFM	4788	4592	4405	4211	3998	3790	3541	3264	2983	-	-	-
		BHP	0.66	0.71	0.74	0.78	0.82	0.85	0.88	0.90	0.91	-	-	-
		Sones	15.8	15.5	15.3	14.9	14.4	13.8	13.3	12.8	12.4	-	-	-
1	1000	CFM	5040	4853	4675	4496	4296	4099	3889	3633	3367	-	-	-
		BHP	0.78	0.82	0.86	0.90	0.94	0.98	1.01	1.04	1.05	-	-	-
		Sones	16.9	16.7	16.4	16.2	15.7	15.2	14.7	14.2	13.9	-	-	-
1-1/2	1050	CFM	5292	5114	4943	4775	4591	4398	4211	3994	3741	3219	-	-
		BHP	0.90	0.94	0.99	1.03	1.07	1.11	1.15	1.18	1.20	1.23	-	-
		Sones	18.1	17.9	17.6	17.4	17.0	16.6	16.2	15.7	15.3	14.6	-	-
1-1/2	1100	CFM	5544	5374	5209	5050	4880	4696	4518	4331	4110	3614	2294	-
		BHP	1.03	1.08	1.13	1.17	1.21	1.26	1.30	1.34	1.37	1.40	1.24	-
		Sones	19.3	19.0	18.8	18.7	18.4	17.9	17.5	17.2	16.8	16.1	15.4	-
2	1150	CFM	5796	5633	5474	5322	5165	4992	4817	4647	4459	4010	3524	-
		BHP	1.18	1.23	1.28	1.32	1.37	1.42	1.46	1.50	1.54	1.59	1.61	-
		Sones	20.5	20.3	20.1	19.9	19.7	19.3	19.0	18.6	18.3	17.7	17.0	-
2	1200	CFM	6048	5891	5738	5593	5445	5284	5115	4951	4784	4378	3915	2899
		BHP	1.34	1.39	1.44	1.49	1.54	1.59	1.63	1.68	1.72	1.79	1.82	1.73
		Sones	22.0	21.8	21.6	21.3	21.1	20.8	20.5	20.2	19.9	19.2	18.5	17.9
2	1250	CFM	6300	6150	6002	5861	5721	5572	5411	5249	5094	4738	4320	3888
		BHP	1.51	1.57	1.62	1.67	1.72	1.77	1.82	1.87	1.92	2.00	2.05	2.07
		Sones	23.5	23.3	23.1	22.9	22.7	22.4	22.1	21.8	21.5	20.8	20.2	19.5
2	1300	CFM	6552	6407	6265	6129	5994	5856	5704	5548	5396	5081	4688	4262
		BHP	1.70	1.76	1.81	1.87	1.92	1.97	2.03	2.08	2.12	2.22	2.28	2.32
		Sones	25.0	24.8	24.7	24.5	24.3	24.1	23.7	23.4	23.1	22.5	21.8	21.2

Power Ratings (BHP) does not include transmission losses.

Performance certified is for installation type A - free inlet, free outlet. Performance ratings do not include the effects of birdscreens in the airstream.

The sound ratings shown are loudness values in fan sones @ 5' (1.5m) in a hemispherical free field calculated per AMCA Standard 301. Values shown are for: Installation Type A: free inlet hemispherical sone levels.



S&P USA Ventilation Systems, LLC., Div. of Soler & Palau Ventilation Group, certifies that the Models STXB shown herein are licensed to bear the AMCA Seal. The ratings shown are based on test and procedures performed in accordance with AMCA Publication 211 and AMCA Publication 311 and comply with the requirement of the AMCA Certified Ratings Program.



STANDARD 705 for Electrical
STANDARD 762 for Grease Removal



SIZE 20 High Pressure

Motor HP	RPM		Static Pressure in Inches w.g.												
			0.25	0.375	0.5	0.625	.75	0.875	1	1.25	1.5	1.75	2	2.25	2.5
1/2	650	CFM	2317	1965	1305	-	-	-	-	-	-	-	-	-	-
		BHP	0.19	0.21	0.21	-	-	-	-	-	-	-	-	-	-
		Sones	5.8	5.5	6.0	-	-	-	-	-	-	-	-	-	-
1/2	700	CFM	2578	2292	1877	-	-	-	-	-	-	-	-	-	-
		BHP	0.24	0.26	0.27	-	-	-	-	-	-	-	-	-	-
		Sones	6.7	6.3	6.5	-	-	-	-	-	-	-	-	-	-
1/2	750	CFM	2829	2585	2265	1772	-	-	-	-	-	-	-	-	-
		BHP	0.29	0.31	0.33	0.33	-	-	-	-	-	-	-	-	-
		Sones	7.7	7.3	7.0	7.6	-	-	-	-	-	-	-	-	-
1/2	800	CFM	3074	2859	2596	2241	1674	-	-	-	-	-	-	-	-
		BHP	0.34	0.36	0.39	0.40	0.39	-	-	-	-	-	-	-	-
		Sones	8.8	8.3	7.9	8.1	8.7	-	-	-	-	-	-	-	-
1/2	850	CFM	3315	3120	2894	2612	2236	1480	-	-	-	-	-	-	-
		BHP	0.40	0.42	0.45	0.47	0.48	0.44	-	-	-	-	-	-	-
		Sones	9.9	9.4	8.9	8.6	9.2	9.8	-	-	-	-	-	-	-
3/4	900	CFM	3552	3373	3174	2937	2640	2238	-	-	-	-	-	-	-
		BHP	0.46	0.50	0.52	0.55	0.57	0.57	-	-	-	-	-	-	-
		Sones	11.0	10.4	10.0	9.6	9.7	10.3	-	-	-	-	-	-	-
3/4	950	CFM	3787	3620	3440	3234	2988	2680	2253	-	-	-	-	-	-
		BHP	0.54	0.57	0.60	0.63	0.66	0.67	0.67	-	-	-	-	-	-
		Sones	12.1	11.6	11.2	10.7	10.3	10.8	11.4	-	-	-	-	-	-
3/4	1000	CFM	4020	3863	3698	3514	3303	3051	2736	-	-	-	-	-	-
		BHP	0.62	0.66	0.69	0.72	0.75	0.77	0.78	-	-	-	-	-	-
		Sones	13.5	12.8	12.3	11.9	11.5	11.3	11.9	-	-	-	-	-	-
1	1050	CFM	4251	4102	3949	3782	3596	3382	3127	2403	-	-	-	-	-
		BHP	0.70	0.75	0.78	0.81	0.85	0.88	0.90	0.89	-	-	-	-	-
		Sones	14.8	14.0	13.6	13.2	12.7	12.3	12.4	13.6	-	-	-	-	-
1	1100	CFM	4481	4340	4195	4042	3875	3686	3470	2910	-	-	-	-	-
		BHP	0.80	0.85	0.89	0.92	0.95	1.00	1.02	1.04	-	-	-	-	-
		Sones	16.2	15.3	14.8	14.4	14.0	13.7	13.3	14.1	-	-	-	-	-

Power Ratings (BHP) does not include transmission losses.

Performance certified is for installation type A - free inlet, free outlet.

Performance ratings do not include the effects of birdscreen in the airstream.

The sound ratings shown are loudness values in fan sones @ 5' (1.5m) in a hemispherical free field calculated per AMCA Standard 301. Values shown are for: Installation Type

A: free inlet hemispherical sone levels.



S&P USA Ventilation Systems, LLC., Div. of Soler & Palau Ventilation Group, certifies that the Models STXB shown herein are licensed to bear the AMCA Seal. The ratings shown are based on test and procedures performed in accordance with AMCA Publication 211 and AMCA Publication 311 and comply with the requirement of the AMCA Certified Ratings Program.



STANDARD 705 for Electrical
STANDARD 762 for Grease Removal



SIZE 20 High Pressure (Con't)

Motor HP	RPM		Static Pressure in Inches w.g.												
			0.25	0.375	0.5	0.625	.75	0.875	1	1.25	1.5	1.75	2	2.25	2.5
1-1/2	1150	CFM	4709	4575	4438	4295	4142	3974	3785	3318	2630	-	-	-	-
		BHP	0.91	0.96	1.00	1.04	1.07	1.11	1.15	1.19	1.17	-	-	-	-
		Sones	17.5	16.5	16.1	15.7	15.3	14.9	14.5	14.7	15.7	-	-	-	-
1-1/2	1200	CFM	4937	4808	4678	4544	4402	4249	4081	3679	3143	-	-	-	-
		BHP	1.02	1.07	1.13	1.16	1.20	1.23	1.28	1.33	1.35	-	-	-	-
		Sones	18.9	17.9	17.4	17.0	16.6	16.2	15.8	15.3	16.3	-	-	-	-
1-1/2	1250	CFM	5164	5040	4916	4788	4656	4515	4363	4010	3558	2920	-	-	-
		BHP	1.14	1.20	1.25	1.30	1.33	1.37	1.41	1.49	1.52	1.51	-	-	-
		Sones	20.2	19.2	18.8	18.4	18.0	17.5	17.2	16.5	17.0	18.0	-	-	-
2	1300	CFM	5390	5271	5152	5030	4906	4775	4635	4318	3930	3429	2610	-	-
		BHP	1.28	1.33	1.39	1.45	1.48	1.52	1.56	1.65	1.70	1.72	1.65	-	-
		Sones	21.6	20.6	20.1	19.7	19.3	19.0	18.6	17.9	17.6	18.5	19.5	-	-
2	1350	CFM	5615	5500	5386	5270	5151	5029	4899	4611	4269	3842	3264	-	-
		BHP	1.42	1.48	1.54	1.60	1.64	1.68	1.72	1.81	1.89	1.92	1.91	-	-
		Sones	23.0	22.0	21.5	21.1	20.7	20.3	19.9	19.3	18.6	19.2	20.1	-	-
2	1400	CFM	5840	5729	5619	5507	5394	5278	5157	4892	4585	4215	3754	3120	-
		BHP	1.58	1.64	1.70	1.76	1.82	1.86	1.89	1.98	2.08	2.13	2.15	2.11	-
		Sones	24.3	23.4	22.9	22.5	22.1	21.7	21.4	20.7	20.0	19.9	20.8	21.7	-
3	1450	CFM	6064	5957	5851	5743	5635	5524	5410	5164	4883	4557	4160	3661	2844
		BHP	1.75	1.80	1.87	1.93	1.99	2.04	2.08	2.16	2.27	2.34	2.38	2.38	2.27
		Sones	25.7	24.8	24.4	23.9	23.6	23.2	22.8	22.1	21.4	20.8	21.4	22.3	23.2
3	1500	CFM	6288	6184	6081	5978	5873	5767	5659	5428	5171	4877	4530	4103	3544
		BHP	1.93	1.98	2.05	2.12	2.18	2.24	2.28	2.36	2.47	2.56	2.61	2.64	2.62
		Sones	27.1	26.4	25.9	25.5	25.0	24.7	24.3	23.6	22.9	22.3	22.2	23.0	23.9
3	1550	CFM	6511	6411	6311	6211	6111	6008	5905	5687	5449	5179	4871	4505	4065
		BHP	2.12	2.18	2.24	2.31	2.38	2.45	2.49	2.57	2.68	2.79	2.86	2.90	2.91
		Sones	28.5	27.9	27.4	27.0	26.5	26.1	25.8	25.1	24.4	23.8	23.2	23.8	24.6
3	1600	CFM	6734	6637	6540	6443	6346	6248	6148	5942	5718	5471	5191	4868	4483
		BHP	2.32	2.38	2.45	2.52	2.59	2.66	2.72	2.81	2.90	3.02	3.11	3.17	3.20
		Sones	30.4	29.5	29.0	28.5	28.1	27.7	27.3	26.6	25.9	25.3	24.7	24.5	25.3

Power Ratings (BHP) does not include transmission losses.

Performance certified is for installation type A - free inlet, free outlet.

Performance ratings do not include the effects of birdscreen in the airstream.

The sound ratings shown are loudness values in fan sones @ 5' (1.5m) in a hemispherical free field calculated per AMCA Standard 301. Values shown are for: Installation Type A: free inlet hemispherical sone levels.



S&P USA Ventilation Systems, LLC., Div. of Soler & Palau Ventilation Group, certifies that the Models STXB shown herein are licensed to bear the AMCA Seal. The ratings shown are based on test and procedures performed in accordance with AMCA Publication 211 and AMCA Publication 311 and comply with the requirement of the AMCA Certified Ratings Program.



STANDARD 705 for Electrical
STANDARD 762 for Grease Removal



MODEL STXB BELT DRIVE CENTRIFUGAL UPBLAST ROOF EXHAUSTER



SIZE 22

Motor HP	RPM		Static Pressure in Inches w.g.									
			0	0.125	0.25	0.375	0.5	0.625	0.75	0.875	1	1.25
1/4	400	CFM	3285	2531	-	-	-	-	-	-	-	-
		BHP	0.10	0.12	-	-	-	-	-	-	-	-
		Sones	4.9	4.1	-	-	-	-	-	-	-	-
1/4	450	CFM	3696	3041	-	-	-	-	-	-	-	-
		BHP	0.15	0.17	-	-	-	-	-	-	-	-
		Sones	6.3	5.5	-	-	-	-	-	-	-	-
1/4	500	CFM	4106	3529	2816	-	-	-	-	-	-	-
		BHP	0.20	0.23	0.25	-	-	-	-	-	-	-
		Sones	7.8	7.0	6.3	-	-	-	-	-	-	-
1/3	550	CFM	4517	4003	3408	-	-	-	-	-	-	-
		BHP	0.27	0.30	0.32	-	-	-	-	-	-	-
		Sones	9.0	8.3	7.6	-	-	-	-	-	-	-
1/2	600	CFM	4928	4462	3937	3285	-	-	-	-	-	-
		BHP	0.35	0.38	0.41	0.43	-	-	-	-	-	-
		Sones	10.3	9.6	9.0	8.4	-	-	-	-	-	-
3/4	650	CFM	5338	4910	4434	3905	3355	-	-	-	-	-
		BHP	0.45	0.48	0.52	0.54	0.54	-	-	-	-	-
		Sones	11.7	11.0	10.3	9.7	9.3	-	-	-	-	-
3/4	700	CFM	5749	5351	4922	4461	3890	-	-	-	-	-
		BHP	0.56	0.60	0.64	0.66	0.68	-	-	-	-	-
		Sones	13.0	12.4	11.8	11.2	10.8	-	-	-	-	-
1	750	CFM	6160	5787	5400	4975	4503	3919	-	-	-	-
		BHP	0.69	0.73	0.77	0.80	0.82	0.83	-	-	-	-
		Sones	14.5	14.0	13.5	13.0	12.5	12.0	-	-	-	-
1	800	CFM	6570	6221	5868	5469	5063	4570	-	-	-	-
		BHP	0.84	0.88	0.92	0.97	0.99	1.01	-	-	-	-
		Sones	16.4	15.8	15.3	14.7	14.2	13.8	-	-	-	-
1-1/2	850	CFM	6981	6652	6323	5957	5583	5167	4666	-	-	-
		BHP	1.01	1.05	1.09	1.14	1.17	1.20	1.21	-	-	-
		Sones	18.1	17.6	17.1	16.6	16.2	15.7	15.3	-	-	-
1-1/2	900	CFM	7392	7081	6772	6438	6082	5720	5294	4782	-	-
		BHP	1.19	1.24	1.28	1.33	1.38	1.41	1.43	1.43	-	-
		Sones	20.0	19.4	18.9	18.5	18.0	17.6	17.2	16.8	-	-
2	950	CFM	7802	7508	7216	6909	6571	6239	5874	5449	4950	-
		BHP	1.41	1.45	1.50	1.55	1.61	1.64	1.66	1.68	1.68	-
		Sones	21.9	21.4	20.9	20.4	19.9	19.5	19.1	18.7	18.4	-
2	1000	CFM	8213	7933	7655	7372	7058	6739	6415	6048	5631	3656
		BHP	1.64	1.69	1.74	1.79	1.85	1.90	1.92	1.95	1.97	1.69
		Sones	24.0	23.5	23.0	22.6	22.1	21.7	21.2	20.8	20.4	19.6
2	1050	CFM	8624	8357	8092	7825	7536	7228	6929	6608	6242	5569
		BHP	1.90	1.95	2.00	2.05	2.11	2.18	2.21	2.24	2.26	2.28
		Sones	25.7	25.2	24.8	24.3	23.9	23.5	23.1	22.7	22.3	21.6

Power Ratings (BHP) does not include transmission losses.
Performance certified is for installation type A - free inlet, free outlet.
Performance ratings do not include the effects of birdscreen in the airstream.
The sound ratings shown are loudness values in fan sones @ 5' (1.5m) in a hemispherical free field calculated per AMCA Standard 301. Values shown are for: Installation Type A: free inlet hemispherical sone levels.



S&P USA Ventilation Systems, LLC., Div. of Soler & Palau Ventilation Group, certifies that the Models STXB shown herein are licensed to bear the AMCA Seal. The ratings shown are based on test and procedures performed in accordance with AMCA Publication 211 and AMCA Publication 311 and comply with the requirement of the AMCA Certified Ratings Program.



STANDARD 705 for Electrical
STANDARD 762 for Grease Removal



SIZE 22 High Pressure

Motor HP	RPM		Static Pressure in Inches w.g.									
			0.25	0.375	0.5	0.625	0.75	.875	1	1.25	1.5	1.75
1/2	550	CFM	2785	2079	-	-	-	-	-	-	-	-
		BHP	0.23	0.23	-	-	-	-	-	-	-	-
		Sones	7.0	6.2	-	-	-	-	-	-	-	-
1/2	600	CFM	3214	2679	-	-	-	-	-	-	-	-
		BHP	0.30	0.31	-	-	-	-	-	-	-	-
		Sones	8.2	7.6	-	-	-	-	-	-	-	-
1/2	650	CFM	3621	3195	2553	-	-	-	-	-	-	-
		BHP	0.37	0.39	0.39	-	-	-	-	-	-	-
		Sones	9.5	9.0	8.3	-	-	-	-	-	-	-
1/2	700	CFM	4019	3642	3175	-	-	-	-	-	-	-
		BHP	0.45	0.48	0.49	-	-	-	-	-	-	-
		Sones	10.9	10.5	9.9	-	-	-	-	-	-	-
3/4	750	CFM	4406	4062	3685	3155	1656	-	-	-	-	-
		BHP	0.54	0.57	0.60	0.60	0.49	-	-	-	-	-
		Sones	12.5	12.0	11.5	10.9	10.2	-	-	-	-	-
3/4	800	CFM	4782	4466	4133	3737	3186	-	-	-	-	-
		BHP	0.64	0.68	0.71	0.73	0.73	-	-	-	-	-
		Sones	14.2	13.7	13.2	12.8	12.0	-	-	-	-	-
1	850	CFM	5147	4865	4558	4226	3806	3206	-	-	-	-
		BHP	0.76	0.80	0.84	0.87	0.88	0.86	-	-	-	-
		Sones	16.0	15.5	15.0	14.5	13.9	13.2	-	-	-	-
1	900	CFM	5507	5254	4966	4670	4334	3894	3341	-	-	-
		BHP	0.90	0.94	0.98	1.01	1.04	1.04	1.02	-	-	-
		Sones	17.8	17.4	16.9	16.4	15.9	15.2	14.5	-	-	-
1-1/2	950	CFM	5863	5635	5367	5093	4801	4458	4008	-	-	-
		BHP	1.04	1.09	1.13	1.17	1.20	1.22	1.23	-	-	-
		Sones	19.7	19.2	18.7	18.1	17.7	17.2	16.6	-	-	-
1-1/2	1000	CFM	6216	6005	5762	5502	5237	4948	4601	-	-	-
		BHP	1.21	1.25	1.30	1.35	1.39	1.41	1.43	-	-	-
		Sones	21.7	21.2	20.7	20.2	19.7	19.2	18.7	-	-	-
2	1050	CFM	6567	6369	6149	5904	5656	5396	5109	4339	-	-
		BHP	1.39	1.44	1.49	1.54	1.58	1.62	1.64	1.66	-	-
		Sones	23.2	22.8	22.3	21.8	21.3	20.8	20.4	19.2	-	-
2	1100	CFM	6917	6728	6529	6301	6064	5825	5571	4944	-	-
		BHP	1.58	1.64	1.69	1.74	1.79	1.84	1.87	1.91	-	-
		Sones	24.7	24.3	23.8	23.4	22.9	22.4	22.0	21.0	-	-
3	1150	CFM	7265	7085	6899	6691	6466	6240	6007	5477	4751	-
		BHP	1.80	1.85	1.91	1.96	2.02	2.07	2.11	2.16	2.17	-
		Sones	26.2	25.8	25.4	25.0	24.6	24.1	23.6	22.8	21.7	-
3	1200	CFM	7612	7439	7264	7074	6863	6645	6428	5958	5358	4493
		BHP	2.03	2.09	2.15	2.21	2.27	2.32	2.37	2.44	2.48	2.43
		Sones	27.8	27.4	27.0	26.6	26.2	25.7	25.3	24.5	23.6	22.4
3	1250	CFM	7959	7791	7625	7450	7254	7047	6839	6406	5900	5222
		BHP	2.28	2.35	2.41	2.47	2.53	2.59	2.64	2.73	2.78	2.80
		Sones	29.5	29.1	28.6	28.2	27.8	27.4	27.0	26.2	25.4	24.3
3	1300	CFM	8304	8141	7982	7818	7639	7443	7241	6837	6391	5832
		BHP	2.56	2.62	2.69	2.75	2.81	2.88	2.94	3.04	3.11	3.15
		Sones	31.2	30.8	30.4	30.0	29.6	29.1	28.7	27.9	27.2	26.3
3	1350	CFM	8648	8490	8338	8182	8018	7834	7642	7256	6847	6371
		BHP	2.85	2.92	2.99	3.05	3.12	3.19	3.25	3.37	3.45	3.51
		Sones	33.0	32.6	32.2	31.8	31.4	30.9	30.5	29.7	28.9	28.2

Power Ratings (BHP) does not include transmission losses.
Performance certified is for installation type A - free inlet, free outlet.
Performance ratings do not include the effects of birdscreen in the airstream.
The sound ratings shown are loudness values in fan sones @ 5' (1.5m) in a hemispherical free field calculated per AMCA Standard 301. Values shown are for: Installation Type A: free inlet hemispherical sone levels.



S&P USA Ventilation Systems, LLC., Div. of Soler & Palau Ventilation Group, certifies that the Models STXB shown herein are licensed to bear the AMCA Seal. The ratings shown are based on test and procedures performed in accordance with AMCA Publication 211 and AMCA Publication 311 and comply with the requirement of the AMCA Certified Ratings Program.



STANDARD 705 for Electrical
STANDARD 762 for Grease Removal



SIZE 24

Motor HP	RPM		Static Pressure in Inches w.g.								
			0	0.125	0.25	0.375	0.5	0.625	0.75	0.875	1
1/4	350	CFM	3397	2609	-	-	-	-	-	-	-
		BHP	0.11	0.13	-	-	-	-	-	-	-
		Sones	4.9	4.4	-	-	-	-	-	-	-
1/4	400	CFM	3883	3236	-	-	-	-	-	-	-
		BHP	0.16	0.18	-	-	-	-	-	-	-
		Sones	6.1	5.6	-	-	-	-	-	-	-
1/4	450	CFM	4368	3818	3067	-	-	-	-	-	-
		BHP	0.23	0.26	0.27	-	-	-	-	-	-
		Sones	7.4	6.9	6.4	-	-	-	-	-	-
1/3	500	CFM	4853	4373	3755	-	-	-	-	-	-
		BHP	0.32	0.35	0.37	-	-	-	-	-	-
		Sones	8.9	8.4	7.9	-	-	-	-	-	-
1/2	550	CFM	5339	4906	4386	3739	-	-	-	-	-
		BHP	0.42	0.46	0.48	0.49	-	-	-	-	-
		Sones	11.1	10.6	10.2	9.5	-	-	-	-	-
3/4	600	CFM	5824	5428	4982	4436	-	-	-	-	-
		BHP	0.55	0.59	0.62	0.63	-	-	-	-	-
		Sones	13.6	13.0	12.6	12.3	-	-	-	-	-
3/4	650	CFM	6309	5943	5553	5080	4533	-	-	-	-
		BHP	0.70	0.74	0.78	0.80	0.81	-	-	-	-
		Sones	16.1	15.5	15.0	14.8	14.3	-	-	-	-
1	700	CFM	6795	6453	6107	5690	5217	4679	-	-	-
		BHP	0.87	0.91	0.96	0.99	1.01	1.01	-	-	-
		Sones	18.5	17.9	17.3	17.1	16.9	15.9	-	-	-
1-1/2	750	CFM	7280	6961	6644	6277	5859	5394	-	-	-
		BHP	1.07	1.11	1.17	1.20	1.23	1.24	-	-	-
		Sones	20.2	19.7	19.1	18.8	18.6	18.4	-	-	-
1-1/2	800	CFM	7765	7467	7171	6845	6471	6060	5608	-	-
		BHP	1.30	1.34	1.40	1.45	1.47	1.50	1.51	-	-
		Sones	22.0	21.5	21.0	20.6	20.4	20.2	19.7	-	-
2	850	CFM	8251	7970	7691	7399	7062	6693	6293	5855	-
		BHP	1.56	1.61	1.66	1.72	1.75	1.78	1.80	1.81	-
		Sones	23.9	23.3	22.8	22.3	22.1	21.9	21.8	21.1	-
2	900	CFM	8736	8471	8207	7939	7637	7302	6941	6554	6133
		BHP	1.85	1.90	1.96	2.03	2.07	2.10	2.13	2.14	2.14
		Sones	25.9	25.3	24.8	24.3	24.0	23.8	23.6	23.4	22.5

Power Ratings (BHP) does not include transmission losses.

Performance certified is for installation type A - free inlet, free outlet.

Performance ratings do not include the effects of birdscreen in the airstream.

The sound ratings shown are loudness values in fan sones @ 5' (1.5m) in a hemispherical free field calculated per AMCA Standard 301. Values shown are for: Installation Type A: free inlet hemispherical sone levels.



S&P USA Ventilation Systems, LLC., Div. of Soler & Palau Ventilation Group, certifies that the Models STXB shown herein are licensed to bear the AMCA Seal. The ratings shown are based on test and procedures performed in accordance with AMCA Publication 211 and AMCA Publication 311 and comply with the requirement of the AMCA Certified Ratings Program.



STANDARD 705 for Electrical
STANDARD 762 for Grease Removal



SIZE 24 HIGH PRESSURE

Motor HP	RPM		Static Pressure in Inches w.g.							
			0.5	0.625	0.75	1	1.25	1.5	1.75	2
1/2	600	CFM	3030	-	-	-	-	-	-	-
		BHP	0.44	-	-	-	-	-	-	-
		Sones	9.9	-	-	-	-	-	-	-
3/4	650	CFM	3706	3085	-	-	-	-	-	-
		BHP	0.55	0.56	-	-	-	-	-	-
		Sones	11.8	12.1	-	-	-	-	-	-
3/4	700	CFM	4266	3801	3203	-	-	-	-	-
		BHP	0.67	0.69	0.70	-	-	-	-	-
		Sones	14.2	13.2	14.0	-	-	-	-	-
1	750	CFM	4756	4419	3931	-	-	-	-	-
		BHP	0.79	0.83	0.85	-	-	-	-	-
		Sones	16.1	15.1	14.7	-	-	-	-	-
1	800	CFM	5226	4945	4587	3563	-	-	-	-
		BHP	0.94	0.98	1.02	1.04	-	-	-	-
		Sones	18.2	17.1	16.2	16.7	-	-	-	-
1-1/2	850	CFM	5688	5425	5150	4307	-	-	-	-
		BHP	1.09	1.15	1.20	1.25	-	-	-	-
		Sones	20.2	19.2	18.3	17.5	-	-	-	-
1-1/2	900	CFM	6138	5895	5648	5000	4077	-	-	-
		BHP	1.27	1.33	1.39	1.46	1.48	-	-	-
		Sones	22.4	21.4	20.4	18.7	19.6	-	-	-
2	950	CFM	6575	6357	6119	5604	4811	-	-	-
		BHP	1.46	1.53	1.59	1.69	1.74	-	-	-
		Sones	24.1	23.3	22.4	20.8	20.4	-	-	-
2	1,000	CFM	6999	6807	6590	6136	5509	4681	-	-
		BHP	1.67	1.74	1.81	1.93	2.01	2.03	-	-
		Sones	25.8	25.3	24.5	22.9	21.4	22.4	-	-
3	1,050	CFM	7417	7247	7048	6625	6126	5407	-	-
		BHP	1.90	1.97	2.05	2.19	2.29	2.35	-	-
		Sones	27.4	27.3	26.5	25.1	23.9	23.6	-	-
3	1,100	CFM	7830	7673	7497	7095	6676	6094	5330	-
		BHP	2.15	2.23	2.31	2.47	2.59	2.67	2.71	-
		Sones	30.0	29.9	29.5	28.0	26.6	25.4	26.1	-
3	1,150	CFM	8240	8093	7936	7565	7177	6708	6067	5336
		BHP	2.43	2.51	2.59	2.76	2.90	3.01	3.08	3.09
		Sones	33.1	33.0	32.9	31.3	29.8	28.3	27.7	28.9

Power Ratings (BHP) does not include transmission losses.

Performance certified is for installation type A - free inlet, free outlet.

Performance ratings do not include the effects of birdscreen in the airstream.

The sound ratings shown are loudness values in fan sones @ 5' (1.5m) in a hemispherical free field calculated per AMCA Standard 301. Values shown are for: Installation Type A: free inlet hemispherical sone levels.



S&P USA Ventilation Systems, LLC., Div. of Soler & Palau Ventilation Group, certifies that the Models STXB shown herein are licensed to bear the AMCA Seal. The ratings shown are based on test and procedures performed in accordance with AMCA Publication 211 and AMCA Publication 311 and comply with the requirement of the AMCA Certified Ratings Program.



STANDARD 705 for Electrical
STANDARD 762 for Grease Removal

**MODEL STXB****BELT DRIVE CENTRIFUGAL UPBLAST ROOF EXHAUSTER****SIZE 27**

Motor HP	RPM		Static Pressure in Inches w.g.							
			0	0.125	0.25	0.375	0.5	0.625	0.75	0.875
1/4	300	CFM	4483	3272	-	-	-	-	-	-
		BHP	0.12	0.14	-	-	-	-	-	-
		Sones	4.1	3.3	-	-	-	-	-	-
1/4	350	CFM	5230	4269	3155	-	-	-	-	-
		BHP	0.19	0.22	0.23	-	-	-	-	-
		Sones	5.7	4.9	4.1	-	-	-	-	-
1/3	400	CFM	5977	5187	4097	-	-	-	-	-
		BHP	0.29	0.32	0.34	-	-	-	-	-
		Sones	7.4	6.6	6.0	-	-	-	-	-
1/2	450	CFM	6724	6043	5150	4048	-	-	-	-
		BHP	0.41	0.45	0.48	0.49	-	-	-	-
		Sones	9.2	8.5	7.8	7.2	-	-	-	-
3/4	500	CFM	7471	6862	6134	5246	-	-	-	-
		BHP	0.56	0.61	0.65	0.67	-	-	-	-
		Sones	11.2	10.5	9.8	9.2	-	-	-	-
1	550	CFM	8219	7663	7058	6284	5423	-	-	-
		BHP	0.74	0.80	0.85	0.88	0.89	-	-	-
		Sones	13.4	12.7	12.1	11.4	10.8	-	-	-
1	600	CFM	8966	8454	7931	7274	6543	-	-	-
		BHP	0.97	1.02	1.08	1.13	1.16	-	-	-
		Sones	15.6	15.0	14.4	13.8	13.2	-	-	-
1-1/2	650	CFM	9713	9239	8771	8218	7552	6871	-	-
		BHP	1.23	1.29	1.35	1.41	1.45	1.48	-	-
		Sones	17.8	17.3	16.7	16.2	15.6	15.1	-	-
2	700	CFM	10460	10020	9589	9111	8538	7912	7259	-
		BHP	1.53	1.60	1.67	1.73	1.79	1.83	1.85	-
		Sones	20.1	19.5	19.0	18.5	17.9	17.4	16.9	-
2	750	CFM	11207	10796	10394	9972	9479	8908	8327	7703
		BHP	1.89	1.96	2.03	2.10	2.17	2.22	2.26	2.27
		Sones	22.1	21.5	21.0	20.5	20.0	19.5	19.1	18.6

Power Ratings (BHP) does not include transmission losses.

Performance certified is for installation type A - free inlet, free outlet.

Performance ratings do not include the effects of birdscreen in the airstream.

The sound ratings shown are loudness values in fan sones @ 5' (1.5m) in a hemispherical free field calculated per AMCA Standard 301. Values shown are for: Installation Type A: free inlet hemispherical sone levels.



S&P USA Ventilation Systems, LLC., Div. of Soler & Palau Ventilation Group, certifies that the Models STXB shown herein are licensed to bear the AMCA Seal. The ratings shown are based on test and procedures performed in accordance with AMCA Publication 211 and AMCA Publication 311 and comply with the requirement of the AMCA Certified Ratings Program.



STANDARD 705 for Electrical
STANDARD 762 for Grease Removal



SIZE 27 HIGH PRESSURE

Motor HP	RPM		Static Pressure in Inches w.g.						
			0.5	0.625	0.75	1	1.25	1.5	1.75
1/2	500	CFM	5052	-	-	-	-	-	-
		BHP	0.47	-	-	-	-	-	-
		Sones	7.2	-	-	-	-	-	-
3/4	550	CFM	5427	-	-	-	-	-	-
		BHP	0.63	-	-	-	-	-	-
		Sones	9.6	-	-	-	-	-	-
1	600	CFM	6491	5737	-	-	-	-	-
		BHP	0.79	0.82	-	-	-	-	-
		Sones	12.0	11.1	-	-	-	-	-
1	650	CFM	7453	6821	6114	-	-	-	-
		BHP	0.98	1.02	1.05	-	-	-	-
		Sones	14.3	13.8	12.8	-	-	-	-
1-1/2	700	CFM	8331	7836	7212	6342	-	-	-
		BHP	1.18	1.24	1.28	1.31	-	-	-
		Sones	16.4	15.9	15.5	13.2	-	-	-
1-1/2	750	CFM	9163	8750	8258	7047	-	-	-
		BHP	1.41	1.48	1.54	1.61	-	-	-
		Sones	18.3	17.8	17.3	15.9	-	-	-
2	800	CFM	9969	9608	9199	8146	8316	-	-
		BHP	1.66	1.75	1.82	1.92	1.90	-	-
		Sones	20.2	19.7	19.3	18.5	16.6	-	-
2	850	CFM	10759	10431	10078	9210	8147	-	-
		BHP	1.95	2.04	2.12	2.25	2.33	-	-
		Sones	21.8	21.4	21.0	20.3	19.2	-	-
2	900	CFM	11543	11234	10918	10186	9230	8163	-
		BHP	2.27	2.36	2.46	2.61	2.72	2.79	-
		Sones	23.3	23.1	22.7	22.2	21.7	20.2	-
3	950	CFM	12323	12023	11732	11091	10291	9343	9816
		BHP	2.63	2.72	2.82	3.01	3.14	3.24	3.19
		Sones	25.3	25.1	24.9	24.4	24.0	23.3	21.7

Power Ratings (BHP) does not include transmission losses.

Performance certified is for installation type A - free inlet, free outlet.

Performance ratings do not include the effects of birdscreen in the airstream.

The sound ratings shown are loudness values in fan sones @ 5' (1.5m) in a hemispherical free field calculated per AMCA Standard 301. Values shown are for: Installation Type

A: free inlet hemispherical sone levels.



S&P USA Ventilation Systems, LLC., Div. of Soler & Palau Ventilation Group, certifies that the Models STXB shown herein are licensed to bear the AMCA Seal. The ratings shown are based on test and procedures performed in accordance with AMCA Publication 211 and AMCA Publication 311, and comply with the requirement of the AMCA Certified Ratings Program.



STANDARD 705 for Electrical
STANDARD 762 for Grease Removal

**MODEL STXB****BELT DRIVE CENTRIFUGAL UPBLAST ROOF EXHAUSTER****SIZE 30**

Motor HP	RPM		Static Pressure in Inches w.g.												
			0	0.125	0.25	0.375	0.5	0.625	0.75	0.875	1	1.25	1.5	1.75	2
1/2	250	CFM	4664	3236	-	-	-	-	-	-	-	-	-	-	-
		BHP	0.10	0.12	-	-	-	-	-	-	-	-	-	-	-
		SONES	4.2	3.1	-	-	-	-	-	-	-	-	-	-	-
1/2	300	CFM	5597	4507	1789	-	-	-	-	-	-	-	-	-	-
		BHP	0.17	0.21	0.17	-	-	-	-	-	-	-	-	-	-
		SONES	6.1	4.8	3.8	-	-	-	-	-	-	-	-	-	-
1/2	350	CFM	6530	5604	4467	-	-	-	-	-	-	-	-	-	-
		BHP	0.27	0.32	0.34	-	-	-	-	-	-	-	-	-	-
		SONES	8.8	7.2	6.2	-	-	-	-	-	-	-	-	-	-
1/2	400	CFM	7463	6681	5810	4430	-	-	-	-	-	-	-	-	-
		BHP	0.41	0.46	0.50	0.50	-	-	-	-	-	-	-	-	-
		SONES	11.3	10.0	8.3	7.2	-	-	-	-	-	-	-	-	-
3/4	450	CFM	8396	7704	6941	6090	4920	-	-	-	-	-	-	-	-
		BHP	0.58	0.64	0.70	0.73	0.71	-	-	-	-	-	-	-	-
		SONES	13.0	12.0	10.8	10.1	8.6	-	-	-	-	-	-	-	-
1	500	CFM	9329	8697	8036	7358	6472	5460	-	-	-	-	-	-	-
		BHP	0.79	0.86	0.93	0.98	1.00	0.97	-	-	-	-	-	-	-
		SONES	15.4	14.4	13.6	12.8	12.0	10.4	-	-	-	-	-	-	-
1-1/2	550	CFM	10262	9677	9116	8477	7829	6956	6014	-	-	-	-	-	-
		BHP	1.05	1.13	1.21	1.27	1.31	1.33	1.29	-	-	-	-	-	-
		SONES	18.3	17.3	16.5	15.7	15.0	14.1	12.5	-	-	-	-	-	-
2	600	CFM	11195	10653	10161	9570	9015	8370	7540	6537	3578	-	-	-	-
		BHP	1.37	1.45	1.54	1.62	1.67	1.71	1.72	1.68	1.38	-	-	-	-
		SONES	21.5	20.5	19.5	18.6	17.9	17.2	16.3	14.8	13.4	-	-	-	-
2	650	CFM	12128	11624	11167	10659	10111	9604	8977	8206	7107	-	-	-	-
		BHP	1.74	1.83	1.93	2.02	2.09	2.14	2.18	2.19	2.14	-	-	-	-
		SONES	25.0	23.9	22.9	21.8	21.1	20.3	19.6	18.7	17.3	-	-	-	-
3	700	CFM	13060	12590	12159	11723	11208	10725	10236	9641	8935	7534	-	-	-
		BHP	2.17	2.27	2.37	2.48	2.56	2.63	2.68	2.73	2.74	2.66	-	-	-
		SONES	28.7	27.4	26.2	25.2	24.3	23.5	22.7	22.1	21.2	18.5	-	-	-
3	750	CFM	13993	13553	13142	12752	12297	11810	11378	10910	10351	8850	7095	-	-
		BHP	2.67	2.77	2.88	3.00	3.10	3.18	3.25	3.31	3.36	3.33	3.18	-	-
		SONES	32.0	31.0	30.0	29.0	27.5	26.5	25.7	25.0	24.3	22.3	19.8	-	-
5	800	CFM	14926	14512	14118	13755	13362	12912	12468	12066	11620	10512	8860	6067	-
		BHP	3.24	3.35	3.47	3.59	3.71	3.81	3.89	3.95	4.02	4.09	3.99	3.59	-
		SONES	35.1	34.0	33.1	32.2	31.3	29.3	28.6	27.9	27.2	26.2	23.6	21.4	-
5	850	CFM	15859	15468	15094	14747	14400	13995	13566	13162	12782	11876	10711	9248	5394
		BHP	3.89	4.00	4.12	4.25	4.38	4.50	4.60	4.68	4.75	4.87	4.89	4.77	4.02
		SONES	37.6	36.7	35.8	35.0	34.2	32.9	31.5	30.9	30.3	29.3	28.0	25.5	23.4
5	900	CFM	16792	16422	16066	15732	15408	15057	14659	14253	13883	13127	12181	10937	9840
		BHP	4.62	4.74	4.86	5.00	5.14	5.27	5.39	5.48	5.57	5.71	5.81	5.79	5.67
		SONES	40.2	39.4	38.6	37.8	37.1	36.4	35.2	34.6	34.0	32.9	31.9	29.9	27.6
7-1/2	950	CFM	17725	17374	17034	16710	16405	16093	15734	15352	14968	14283	13494	12537	11244
		BHP	5.43	5.56	5.69	5.83	5.98	6.12	6.25	6.37	6.47	6.63	6.78	6.85	6.78
		SONES	42.9	42.2	41.5	40.8	40.2	39.6	39.0	38.3	37.7	36.6	35.6	34.7	32.3
7-1/2	1000	CFM	18658	18323	17999	17686	17394	17102	16789	16436	16071	15386	14716	13901	12944
		BHP	6.34	6.47	6.61	6.75	6.90	7.06	7.21	7.34	7.46	7.65	7.81	7.94	7.98
		SONES	47.0	46.3	45.6	44.9	44.3	43.6	43.0	42.3	41.7	40.6	39.5	38.5	37.4

Power Ratings (BHP) does not include transmission losses.

Performance certified is for installation type A - free inlet, free outlet.

Performance ratings do not include the effects of birdscreen in the airstream.

The sound ratings shown are loudness values in fan sones @ 5' (1.5m) in a hemispherical free field calculated per AMCA Standard 301. Values shown are for: Installation Type A: free inlet hemispherical sone levels.



S&P USA Ventilation Systems, LLC., Div. of Soler & Palau Ventilation Group, certifies that the Models STXB shown herein are licensed to bear the AMCA Seal. The ratings shown are based on test and procedures performed in accordance with AMCA Publication 211 and AMCA Publication 311 and comply with the requirement of the AMCA Certified Ratings Program.



**STANDARD 705 for Electrical
STANDARD 762 for Grease Removal**



SIZE 30 HIGH PRESSURE

Motor HP	RPM		Static Pressure in Inches w.g.										
			0.5	0.625	0.75	1	1.25	1.5	1.75	2	2.25	2.5	2.75
3/4	450	CFM	4085	-	-	-	-	-	-	-	-	-	-
		BHP	0.51	-	-	-	-	-	-	-	-	-	-
		SONES	7.5	-	-	-	-	-	-	-	-	-	-
3/4	500	CFM	5300	5637	-	-	-	-	-	-	-	-	-
		BHP	0.69	0.66	-	-	-	-	-	-	-	-	-
		SONES	10.3	9.1	-	-	-	-	-	-	-	-	-
1	550	CFM	6271	5733	5412	-	-	-	-	-	-	-	-
		BHP	0.87	0.92	0.93	-	-	-	-	-	-	-	-
		SONES	12.9	12.4	11.1	-	-	-	-	-	-	-	-
1-1/2	600	CFM	7156	6731	6226	5810	-	-	-	-	-	-	-
		BHP	1.08	1.15	1.20	1.21	-	-	-	-	-	-	-
		SONES	15.7	15.2	14.7	11.6	-	-	-	-	-	-	-
1-1/2	650	CFM	7980	7641	7234	6138	-	-	-	-	-	-	-
		BHP	1.32	1.40	1.47	1.54	-	-	-	-	-	-	-
		SONES	18.5	17.9	17.5	16.0	-	-	-	-	-	-	-
2	700	CFM	8775	8487	8158	7345	9653	-	-	-	-	-	-
		BHP	1.58	1.68	1.77	1.89	1.27	-	-	-	-	-	-
		SONES	21.3	20.7	20.2	19.3	16.8	-	-	-	-	-	-
3	750	CFM	9554	9295	9019	8343	7469	6850	-	-	-	-	-
		BHP	1.89	1.99	2.09	2.26	2.36	2.37	-	-	-	-	-
		SONES	24.8	23.4	22.6	21.7	20.9	17.6	-	-	-	-	-
3	800	CFM	10326	10083	9837	9272	8573	7627	-	-	-	-	-
		BHP	2.23	2.34	2.45	2.65	2.80	2.88	-	-	-	-	-
		SONES	28.5	27.2	25.4	24.0	23.2	21.8	-	-	-	-	-
5	850	CFM	11090	10860	10632	10145	9547	8837	7830	5491	-	-	-
		BHP	2.62	2.73	2.85	3.08	3.27	3.40	3.45	3.15	-	-	-
		SONES	30.8	29.9	28.6	26.3	25.5	24.9	23.1	20.2	-	-	-
5	900	CFM	11846	11630	11413	10974	10466	9859	9135	8169	8715	-	-
		BHP	3.05	3.17	3.29	3.54	3.77	3.94	4.07	4.09	4.10	-	-
		SONES	33.2	32.3	31.4	28.9	27.7	27.1	26.6	24.5	22.0	-	-
5	950	CFM	12598	12394	12188	11779	11337	10812	10213	9479	10272	6700	-
		BHP	3.53	3.66	3.78	4.04	4.30	4.51	4.68	4.80	4.67	4.53	-
		SONES	35.7	34.9	34.0	32.1	30.7	29.8	29.1	28.5	26.2	23.9	-
7-1/2	1000	CFM	13345	13151	12956	12567	12168	11715	11187	10599	9869	11274	-
		BHP	4.05	4.19	4.32	4.59	4.87	5.13	5.33	5.50	5.61	5.30	-
		SONES	38.3	37.5	36.7	35.2	34.1	33.3	32.5	31.8	31.2	28.5	-
7-1/2	1050	CFM	14088	13903	13718	13346	12976	12576	12116	11591	11017	10300	11443
		BHP	4.63	4.78	4.92	5.20	5.49	5.78	6.02	6.22	6.39	6.50	6.27
		SONES	40.9	40.2	39.5	38.6	37.7	36.8	36.0	35.3	34.7	34.0	31.2
7-1/2	1100	CFM	14829	14651	14475	14121	13768	13403	13001	12541	12030	11466	10771
		BHP	5.26	5.42	5.57	5.86	6.16	6.47	6.76	7.00	7.20	7.37	7.48
		SONES	43.8	43.4	43.0	42.3	41.6	40.7	39.8	39.0	38.4	37.8	37.0
7-1/2	1150	CFM	15567	15396	15227	14889	14549	14211	13849	13445	12990	12496	11945
		BHP	5.95	6.11	6.28	6.59	6.89	7.21	7.53	7.82	8.05	8.26	8.43
		SONES	47.9	47.4	47.0	46.3	45.7	44.7	43.9	43.1	42.3	41.7	41.1

Power Ratings (BHP) does not include transmission losses.

Performance certified is for installation type A - free inlet, free outlet.

Performance ratings do not include the effects of birdscreen in the airstream.

The sound ratings shown are loudness values in fan sones @ 5' (1.5m) in a hemispherical free field calculated per AMCA Standard 301. Values shown are for: Installation Type A: free inlet hemispherical sone levels.



S&P USA Ventilation Systems, LLC., Div. of Soler & Palau Ventilation Group, certifies that the Models STXB shown herein are licensed to bear the AMCA Seal. The ratings shown are based on test and procedures performed in accordance with AMCA Publication 211 and AMCA Publication 311 and comply with the requirement of the AMCA Certified Ratings Program.



STANDARD 705 for Electrical
STANDARD 762 for Grease Removal



SIZE 33

Motor HP	RPM		Static Pressure in Inches w.g.											
			0	0.125	0.25	0.375	0.5	0.625	0.75	0.875	1	1.25	1.5	1.75
1/2	250	CFM	5952	4431	-	-	-	-	-	-	-	-	-	-
		BHP	0.15	0.19	-	-	-	-	-	-	-	-	-	-
		SONES	4.7	3.6	-	-	-	-	-	-	-	-	-	-
1/2	300	CFM	7143	6024	-	-	-	-	-	-	-	-	-	-
		BHP	0.26	0.32	-	-	-	-	-	-	-	-	-	-
		SONES	6.7	5.5	-	-	-	-	-	-	-	-	-	-
1/2	350	CFM	8333	7414	6136	4760	-	-	-	-	-	-	-	-
		BHP	0.42	0.49	0.52	0.49	-	-	-	-	-	-	-	-
		SONES	8.7	7.3	6.8	6.3	-	-	-	-	-	-	-	-
3/4	400	CFM	9523	8743	7792	6444	-	-	-	-	-	-	-	-
		BHP	0.62	0.70	0.76	0.77	-	-	-	-	-	-	-	-
		SONES	10.8	9.4	9.0	8.5	-	-	-	-	-	-	-	-
1	450	CFM	10714	10039	9254	8261	7200	4753	-	-	-	-	-	-
		BHP	0.89	0.98	1.05	1.10	1.09	0.95	-	-	-	-	-	-
		SONES	13.3	12.0	11.2	10.8	10.3	9.8	-	-	-	-	-	-
1-1/2	500	CFM	11904	11309	10620	9851	8862	7924	-	-	-	-	-	-
		BHP	1.22	1.32	1.41	1.48	1.51	1.49	-	-	-	-	-	-
		SONES	16.0	14.7	13.8	13.4	13.0	12.5	-	-	-	-	-	-
2	550	CFM	13095	12562	11951	11302	10530	9575	8776	-	-	-	-	-
		BHP	1.62	1.73	1.84	1.93	1.99	2.01	1.98	-	-	-	-	-
		SONES	18.9	17.7	16.6	16.1	15.8	15.4	14.9	-	-	-	-	-
3	600	CFM	14285	13802	13260	12675	12047	11292	10395	9667	-	-	-	-
		BHP	2.10	2.23	2.35	2.45	2.54	2.60	2.61	2.58	-	-	-	-
		SONES	22.0	20.8	19.7	18.9	18.6	18.3	18.1	17.6	-	-	-	-
3	650	CFM	15475	15034	14545	14010	13466	12853	12130	11301	10489	-	-	-
		BHP	2.67	2.81	2.94	3.06	3.16	3.25	3.31	3.32	3.28	-	-	-
		SONES	24.7	23.6	22.6	21.6	21.3	21.0	20.7	20.4	20.0	-	-	-
5	700	CFM	16666	16259	15814	15332	14828	14308	13717	13032	12272	10812	9520	-
		BHP	3.34	3.48	3.63	3.76	3.88	3.99	4.07	4.13	4.15	4.06	3.89	-
		SONES	27.6	26.6	25.6	24.6	24.0	23.6	23.3	23.1	22.8	22.0	21.1	-
5	750	CFM	17856	17479	17070	16632	16162	15696	15193	14629	13988	12436	10261	-
		BHP	4.11	4.26	4.42	4.56	4.70	4.82	4.93	5.02	5.08	5.07	4.80	-
		SONES	30.6	29.6	28.7	27.8	26.9	26.6	26.3	26.1	25.8	25.2	24.3	-
7-1/2	800	CFM	19047	18694	18317	17914	17486	17043	16601	16119	15585	14347	12888	-
		BHP	4.98	5.15	5.31	5.48	5.63	5.77	5.89	6.00	6.09	6.19	6.12	-
		SONES	33.9	32.9	31.9	31.0	30.2	29.6	29.3	29.0	28.8	28.2	27.6	-
7-1/2	850	CFM	20237	19907	19556	19183	18790	18376	17964	17540	17080	16017	14756	13706
		BHP	5.98	6.15	6.33	6.50	6.67	6.83	6.97	7.09	7.21	7.38	7.42	7.34
		SONES	37.4	36.4	35.5	34.6	33.7	32.8	32.5	32.2	32.0	31.4	30.9	30.2

Power Ratings (BHP) does not include transmission losses.

Performance certified is for installation type A - free inlet, free outlet.

Performance ratings do not include the effects of birdscreen in the airstream.

The sound ratings shown are loudness values in fan sones @ 5' (1.5m) in a hemispherical free field calculated per AMCA Standard 301. Values shown are for: Installation Type A: free inlet hemispherical sone levels.



S&P USA Ventilation Systems, LLC., Div. of Soler & Palau Ventilation Group, certifies that the Models STXB shown herein are licensed to bear the AMCA Seal. The ratings shown are based on test and procedures performed in accordance with AMCA Publication 211 and AMCA Publication 311 and comply with the requirement of the AMCA Certified Ratings Program.



STANDARD 705 for Electrical
STANDARD 762 for Grease Removal



SIZE 33 HIGH PRESSURE

Motor HP	RPM		Static Pressure in Inches w.g.								
			0.5	0.625	0.75	1	1.25	1.5	1.75	2	2.25
1	500	CFM	6372	-	-	-	-	-	-	-	-
		BHP	0.99	-	-	-	-	-	-	-	-
		SONES	12.9	-	-	-	-	-	-	-	-
1-1/2	550	CFM	7514	6910	-	-	-	-	-	-	-
		BHP	1.27	1.32	-	-	-	-	-	-	-
		SONES	15.8	15.3	-	-	-	-	-	-	-
1-1/2	600	CFM	8596	8065	7509	-	-	-	-	-	-
		BHP	1.59	1.66	1.72	-	-	-	-	-	-
		SONES	18.5	18.4	17.7	-	-	-	-	-	-
2	650	CFM	9628	9168	8669	7585	-	-	-	-	-
		BHP	1.95	2.04	2.12	2.22	-	-	-	-	-
		SONES	21.2	21.2	21.2	19.7	-	-	-	-	-
3	700	CFM	10621	10219	9783	8843	-	-	-	-	-
		BHP	2.37	2.48	2.57	2.71	-	-	-	-	-
		SONES	23.9	23.9	23.8	23.1	-	-	-	-	-
3	750	CFM	11583	11231	10846	9998	9087	-	-	-	-
		BHP	2.83	2.96	3.07	3.26	3.38	-	-	-	-
		SONES	26.7	26.5	26.5	26.5	25.2	-	-	-	-
5	800	CFM	12524	12212	11870	11116	10295	9395	-	-	-
		BHP	3.36	3.50	3.63	3.86	4.02	4.13	-	-	-
		SONES	29.8	29.3	29.3	29.3	28.7	27.5	-	-	-
5	850	CFM	13449	13168	12864	12188	11439	10655	9767	-	-
		BHP	3.95	4.10	4.25	4.51	4.72	4.87	4.97	-	-
		SONES	33.1	32.6	32.3	32.4	32.4	31.4	30.2	-	-
7-1/2	900	CFM	14362	14106	13833	13225	12549	11819	11067	-	-
		BHP	4.61	4.77	4.93	5.23	5.48	5.67	5.82	-	-
		SONES	36.4	35.9	35.5	35.4	35.5	35.3	34.3	-	-
7-1/2	950	CFM	15265	15030	14781	14232	13620	12956	12261	11527	-
		BHP	5.34	5.51	5.68	6.01	6.30	6.54	6.73	6.87	-
		SONES	40.1	39.6	39.1	38.7	38.8	38.9	38.4	37.4	-
7-1/2	1000	CFM	16160	15944	15714	15216	14658	14053	13405	12743	12033
		BHP	6.15	6.33	6.51	6.87	7.19	7.47	7.70	7.89	8.03
		SONES	44.1	43.6	43.1	42.3	42.2	42.3	42.4	41.7	40.8

Power Ratings (BHP) does not include transmission losses.

Performance certified is for installation type A - free inlet, free outlet.

Performance ratings do not include the effects of birdscreen in the airstream.

The sound ratings shown are loudness values in fan sones @ 5' (1.5m) in a hemispherical free field calculated per AMCA Standard 301. Values shown are for: Installation Type A: free inlet hemispherical sone levels.



S&P USA Ventilation Systems, LLC., Div. of Soler & Palau Ventilation Group, certifies that the Models STXB shown herein are licensed to bear the AMCA Seal. The ratings shown are based on test and procedures performed in accordance with AMCA Publication 211 and AMCA Publication 311 and comply with the requirement of the AMCA Certified Ratings Program.



STANDARD 705 for Electrical
STANDARD 762 for Grease Removal



MODEL STXB

BELT DRIVE CENTRIFUGAL UPBLAST ROOF EXHAUSTER



SIZE 36

Motor HP	RPM		Static Pressure in Inches w.g.												
			0	0.125	0.25	0.375	0.5	0.625	0.75	0.875	1	1.25	1.5	1.75	2
3/4	300	CFM	9100	8064	6634	-	-	-	-	-	-	-	-	-	-
		BHP	0.42	0.50	0.53	-	-	-	-	-	-	-	-	-	-
		SONES	8.0	7.1	6.5	-	-	-	-	-	-	-	-	-	-
3/4	325	CFM	9858	8911	7718	5612	-	-	-	-	-	-	-	-	-
		BHP	0.54	0.62	0.67	0.65	-	-	-	-	-	-	-	-	-
		SONES	9.0	8.2	7.8	7.0	-	-	-	-	-	-	-	-	-
3/4	350	CFM	10616	9753	8724	7224	-	-	-	-	-	-	-	-	-
		BHP	0.67	0.76	0.83	0.84	-	-	-	-	-	-	-	-	-
		SONES	10.1	9.4	9.0	8.3	-	-	-	-	-	-	-	-	-
1	375	CFM	11374	10580	9663	8479	6413	-	-	-	-	-	-	-	-
		BHP	0.83	0.92	1.00	1.04	0.99	-	-	-	-	-	-	-	-
		SONES	11.2	10.7	10.3	9.7	9.0	-	-	-	-	-	-	-	-
1-1/2	400	CFM	12133	11397	10560	9534	8438	-	-	-	-	-	-	-	-
		BHP	1.00	1.11	1.19	1.25	1.26	-	-	-	-	-	-	-	-
		SONES	12.6	12.2	11.7	11.3	10.5	-	-	-	-	-	-	-	-
1-1/2	425	CFM	12891	12206	11429	10543	9417	8316	-	-	-	-	-	-	-
		BHP	1.20	1.31	1.41	1.48	1.52	1.50	-	-	-	-	-	-	-
		SONES	14.1	13.6	13.1	12.7	12.1	11.3	-	-	-	-	-	-	-
2	450	CFM	13649	13008	12279	11493	10525	9375	-	-	-	-	-	-	-
		BHP	1.43	1.54	1.65	1.74	1.79	1.79	-	-	-	-	-	-	-
		SONES	15.6	15.1	14.7	14.3	13.8	13.0	-	-	-	-	-	-	-
2	475	CFM	14408	13804	13123	12404	11548	10521	10104	-	-	-	-	-	-
		BHP	1.68	1.80	1.92	2.01	2.09	2.12	2.12	-	-	-	-	-	-
		SONES	17.0	16.6	16.2	15.8	15.4	14.8	14.1	-	-	-	-	-	-
3	500	CFM	15166	14597	13960	13288	12531	11638	10478	9341	-	-	-	-	-
		BHP	1.96	2.09	2.21	2.32	2.40	2.46	2.46	2.41	-	-	-	-	-
		SONES	18.5	18.1	17.7	17.3	17.0	16.5	15.8	15.1	-	-	-	-	-
3	525	CFM	15924	15385	14787	14152	13470	12665	11746	11209	-	-	-	-	-
		BHP	2.27	2.41	2.54	2.65	2.75	2.83	2.86	2.86	-	-	-	-	-
		SONES	20.1	19.5	19.1	18.8	18.4	18.1	17.6	17.0	-	-	-	-	-
3	550	CFM	16682	16170	15607	15000	14378	13662	12844	11850	11752	-	-	-	-
		BHP	2.61	2.75	2.89	3.02	3.12	3.21	3.28	3.29	3.29	-	-	-	-
		SONES	22.0	21.2	20.8	20.4	20.1	19.8	19.3	18.7	18.0	-	-	-	-
5	575	CFM	17441	16953	16421	15844	15262	14616	13869	13051	11968	-	-	-	-
		BHP	2.98	3.13	3.28	3.41	3.53	3.63	3.71	3.76	3.74	-	-	-	-
		SONES	23.7	22.7	22.3	22.0	21.6	21.3	20.9	20.4	19.7	-	-	-	-
5	600	CFM	18199	17733	17228	16684	16128	15537	14869	14116	13268	11592	-	-	-
		BHP	3.39	3.54	3.69	3.84	3.97	4.08	4.18	4.25	4.27	4.20	-	-	-
		SONES	25.1	24.3	23.8	23.4	23.0	22.7	22.4	22.0	21.4	20.2	-	-	-
5	625	CFM	18957	18512	18031	17516	16980	16434	15827	15141	14404	13397	-	-	-
		BHP	3.83	3.99	4.15	4.30	4.44	4.56	4.67	4.76	4.82	4.82	-	-	-
		SONES	26.5	25.8	25.4	25.0	24.5	24.1	23.8	23.5	23.0	21.9	-	-	-
5	650	CFM	19716	19288	18830	18341	17822	17312	16755	16135	15436	13773	11225	-	-
		BHP	4.31	4.48	4.64	4.80	4.95	5.08	5.20	5.31	5.39	5.42	5.17	-	-
		SONES	27.9	27.4	27.0	26.6	26.2	25.8	25.4	25.1	24.7	23.7	22.7	-	-
7-1/2	700	CFM	21232	20837	20418	19974	19505	19026	18544	18021	17448	16157	14448	10960	-
		BHP	5.38	5.56	5.74	5.92	6.08	6.24	6.37	6.50	6.62	6.76	6.75	6.20	-
		SONES	31.1	30.7	30.3	29.9	29.5	29.1	28.8	28.4	28.0	27.3	26.4	25.4	-
7-1/2	750	CFM	22749	22382	21995	21588	21161	20713	20271	19815	19327	18218	16959	15755	12826
		BHP	6.62	6.81	7.00	7.19	7.38	7.55	7.71	7.85	7.99	8.22	8.34	8.32	7.91
		SONES	34.7	34.3	33.9	33.5	33.1	32.8	32.4	32.1	31.7	31.1	30.2	29.2	28.4

Power Ratings (BHP) does not include transmission losses.
 Performance certified is for installation type A - free inlet, free outlet.
 Performance ratings do not include the effects of birdscreen in the airstream.
 The sound ratings shown are loudness values in fan sones @ 5' (1.5m) in a hemispherical free field calculated per AMCA Standard 301. Values shown are for: Installation Type A: free inlet hemispherical sone levels.



S&P USA Ventilation Systems, LLC., Div. of Soler & Palau Ventilation Group, certifies that the Models STXB shown herein are licensed to bear the AMCA Seal. The ratings shown are based on test and procedures performed in accordance with AMCA Publication 211 and AMCA Publication 311 and comply with the requirement of the AMCA Certified Ratings Program.



STANDARD 705 for Electrical
 STANDARD 762 for Grease Removal



SIZE 36 HIGH PRESSURE

Motor HP	RPM		Static Pressure in Inches w.g.											
			0.5	0.625	0.75	1	1.25	1.5	1.75	2	2.25	2.5	2.75	3
1	400	CFM	5806	-	-	-	-	-	-	-	-	-	-	-
		BHP	0.86	-	-	-	-	-	-	-	-	-	-	-
		SONES	9.1	-	-	-	-	-	-	-	-	-	-	-
1	425	CFM	6572	5477	-	-	-	-	-	-	-	-	-	-
		BHP	1.02	1.02	-	-	-	-	-	-	-	-	-	-
		SONES	10.4	9.7	-	-	-	-	-	-	-	-	-	-
1-1/2	450	CFM	7411	6565	-	-	-	-	-	-	-	-	-	-
		BHP	1.20	1.22	-	-	-	-	-	-	-	-	-	-
		SONES	11.8	11.2	-	-	-	-	-	-	-	-	-	-
1-1/2	475	CFM	8180	7342	6559	-	-	-	-	-	-	-	-	-
		BHP	1.39	1.43	1.44	-	-	-	-	-	-	-	-	-
		SONES	13.1	12.7	12.0	-	-	-	-	-	-	-	-	-
1-1/2	500	CFM	8905	8185	7357	-	-	-	-	-	-	-	-	-
		BHP	1.59	1.65	1.67	-	-	-	-	-	-	-	-	-
		SONES	14.6	14.2	13.7	-	-	-	-	-	-	-	-	-
2	525	CFM	9596	8963	8206	-	-	-	-	-	-	-	-	-
		BHP	1.80	1.88	1.93	-	-	-	-	-	-	-	-	-
		SONES	16.0	15.6	15.2	-	-	-	-	-	-	-	-	-
2	550	CFM	10262	9699	9040	7646	-	-	-	-	-	-	-	-
		BHP	2.04	2.12	2.19	2.23	-	-	-	-	-	-	-	-
		SONES	17.4	17.0	16.6	15.6	-	-	-	-	-	-	-	-
3	575	CFM	10909	10402	9815	8443	-	-	-	-	-	-	-	-
		BHP	2.29	2.39	2.47	2.55	-	-	-	-	-	-	-	-
		SONES	18.9	18.5	18.1	17.3	-	-	-	-	-	-	-	-
3	600	CFM	11541	11079	10553	9257	7670	-	-	-	-	-	-	-
		BHP	2.56	2.67	2.76	2.88	2.87	-	-	-	-	-	-	-
		SONES	20.1	19.7	19.3	18.7	17.6	-	-	-	-	-	-	-
3	625	CFM	12161	11736	11260	10111	8950	-	-	-	-	-	-	-
		BHP	2.86	2.97	3.07	3.23	3.27	-	-	-	-	-	-	-
		SONES	21.5	21.1	20.7	19.9	19.0	-	-	-	-	-	-	-
5	650	CFM	12773	12378	11942	10908	9592	6101	-	-	-	-	-	-
		BHP	3.18	3.30	3.40	3.59	3.68	3.29	-	-	-	-	-	-
		SONES	23.0	22.6	22.2	21.4	20.6	19.5	-	-	-	-	-	-
5	675	CFM	13385	13007	12605	11665	10498	9427	-	-	-	-	-	-
		BHP	3.52	3.64	3.76	3.97	4.10	4.12	-	-	-	-	-	-
		SONES	24.5	24.1	23.7	23.0	22.3	21.1	-	-	-	-	-	-
5	700	CFM	13990	13627	13252	12392	11345	10242	-	-	-	-	-	-
		BHP	3.89	4.02	4.14	4.37	4.54	4.60	-	-	-	-	-	-
		SONES	26.0	25.6	25.3	24.5	23.8	23.0	-	-	-	-	-	-
5	725	CFM	14589	14239	13887	13094	12142	10983	9991	-	-	-	-	-
		BHP	4.28	4.42	4.54	4.79	4.99	5.10	5.11	-	-	-	-	-
		SONES	27.5	27.2	26.8	26.1	25.4	24.7	23.6	-	-	-	-	-
5	750	CFM	15183	14851	14512	13774	12903	11865	10907	-	-	-	-	-
		BHP	4.70	4.84	4.98	5.23	5.46	5.61	5.66	-	-	-	-	-
		SONES	29.1	28.7	28.3	27.6	26.9	26.3	25.4	-	-	-	-	-

Power Ratings (BHP) does not include transmission losses.

Performance certified is for installation type A - free inlet, free outlet.

Performance ratings do not include the effects of birdscreen in the airstream.

The sound ratings shown are loudness values in fan sones @ 5' (1.5m) in a hemispherical free field calculated per AMCA Standard 301. Values shown are for: Installation Type A: free inlet hemispherical sone levels.



S&P USA Ventilation Systems, LLC., Div. of Soler & Palau Ventilation Group, certifies that the Models STXB shown herein are licensed to bear the AMCA Seal. The ratings shown are based on test and procedures performed in accordance with AMCA Publication 211 and AMCA Publication 311, and comply with the requirement of the AMCA Certified Ratings Program.



STANDARD 705 for Electrical
STANDARD 762 for Grease Removal



SIZE 36 HIGH PRESSURE (Continued)

Motor HP	RPM		Static Pressure in Inches w.g.											
			0.5	0.625	0.75	1	1.25	1.5	1.75	2	2.25	2.5	2.75	3
7-1/2	775	CFM	15773	15457	15129	14439	13636	12694	11564	10678	-	-	-	-
		BHP	5.14	5.29	5.44	5.70	5.95	6.14	6.23	6.24	-	-	-	-
		SONES	30.7	30.3	30.0	29.2	28.5	27.9	27.2	26.1	-	-	-	-
7-1/2	800	CFM	16359	16058	15740	15089	14345	13480	12468	11612	9901	-	-	-
		BHP	5.62	5.77	5.92	6.20	6.46	6.69	6.82	6.86	6.76	-	-	-
		SONES	32.4	32.0	31.7	30.9	30.2	29.5	28.9	28.0	26.9	-	-	-
7-1/2	825	CFM	16942	16654	16351	15728	15034	14236	13316	12230	11469	-	-	-
		BHP	6.12	6.28	6.44	6.73	7.01	7.25	7.43	7.52	7.53	-	-	-
		SONES	34.2	33.8	33.4	32.7	32.0	31.3	30.6	29.9	28.8	-	-	-
7-1/2	850	CFM	17521	17246	16957	16358	15707	14967	14122	13144	12356	10953	-	-
		BHP	6.65	6.81	6.98	7.29	7.58	7.84	8.06	8.19	8.23	8.17	-	-
		SONES	36.0	35.6	35.2	34.5	33.8	33.1	32.4	31.8	30.8	29.7	-	-
10	875	CFM	18099	17835	17558	16979	16366	15677	14892	14004	12970	12323	-	-
		BHP	7.21	7.38	7.55	7.88	8.18	8.46	8.71	8.88	8.97	8.98	-	-
		SONES	37.8	37.4	37.0	36.3	35.6	35.0	34.3	33.6	32.9	31.8	-	-
10	900	CFM	18673	18420	18155	17594	17014	16367	15640	14821	13886	13131	12044	-
		BHP	7.81	7.98	8.16	8.50	8.81	9.11	9.38	9.60	9.73	9.77	9.75	-
		SONES	39.6	39.2	38.9	38.2	37.5	36.8	36.2	35.5	34.9	33.9	32.8	-
10	925	CFM	19246	19002	18747	18206	17651	17043	16364	15603	14751	13772	13204	11534
		BHP	8.44	8.62	8.80	9.15	9.48	9.79	10.08	10.33	10.50	10.60	10.61	10.47
		SONES	41.6	41.2	40.9	40.1	39.4	38.7	38.1	37.4	36.8	36.2	35.0	33.9
10	950	CFM	19817	19582	19337	18817	18281	17705	17069	16360	15573	14684	13920	13118
		BHP	9.10	9.28	9.47	9.83	10.18	10.50	10.81	11.09	11.30	11.44	11.49	11.49
		SONES	43.6	43.2	42.9	42.1	41.4	40.7	40.1	39.4	38.8	38.1	37.3	36.2

Power Ratings (BHP) does not include transmission losses.

Performance certified is for installation type A - free inlet, free outlet.

Performance ratings do not include the effects of birdscreen in the airstream.

The sound ratings shown are loudness values in fan sones @ 5' (1.5m) in a hemispherical free field calculated per AMCA Standard 301. Values shown are for: Installation Type A: free inlet hemispherical sone levels.



S&P USA Ventilation Systems, LLC., Div. of Soler & Palau Ventilation Group, certifies that the Models STXB shown herein are licensed to bear the AMCA Seal. The ratings shown are based on test and procedures performed in accordance with AMCA Publication 211 and AMCA Publication 311 and comply with the requirement of the AMCA Certified Ratings Program.



STANDARD 705 for Electrical
STANDARD 762 for Grease Removal



MODEL STXB BELT DRIVE CENTRIFUGAL UPBLAST ROOF EXHAUSTER



SIZE 42

Motor HP	RPM		Static Pressure in Inches w.g.										
			0	0.125	0.25	0.375	0.5	0.625	0.75	0.875	1	1.25	1.5
3/4	250	CFM	12105	10708	8262	-	-	-	-	-	-	-	-
		BHP	0.46	0.57	0.62	-	-	-	-	-	-	-	-
		SONES	5.7	4.7	4.2	-	-	-	-	-	-	-	-
3/4	275	CFM	13316	12059	10316	-	-	-	-	-	-	-	-
		BHP	0.61	0.74	0.83	-	-	-	-	-	-	-	-
		SONES	6.9	5.9	5.3	-	-	-	-	-	-	-	-
1	300	CFM	14526	13406	12004	9519	-	-	-	-	-	-	-
		BHP	0.79	0.94	1.05	1.06	-	-	-	-	-	-	-
		SONES	8.0	7.1	6.5	5.9	-	-	-	-	-	-	-
1-1/2	325	CFM	15736	14726	13524	11743	-	-	-	-	-	-	-
		BHP	1.01	1.16	1.29	1.37	-	-	-	-	-	-	-
		SONES	9.0	8.2	7.8	7.0	-	-	-	-	-	-	-
1-1/2	350	CFM	16947	16026	14946	13555	11347	-	-	-	-	-	-
		BHP	1.26	1.43	1.58	1.69	1.69	-	-	-	-	-	-
		SONES	10.1	9.4	9.0	8.3	7.7	-	-	-	-	-	-
2	375	CFM	18158	17311	16311	15178	13537	10934	-	-	-	-	-
		BHP	1.55	1.73	1.90	2.03	2.10	2.03	-	-	-	-	-
		SONES	11.2	10.7	10.3	9.7	9.0	8.5	-	-	-	-	-
3	400	CFM	19368	18584	17657	16678	15367	13497	-	-	-	-	-
		BHP	1.88	2.07	2.26	2.41	2.53	2.54	-	-	-	-	-
		SONES	12.6	12.2	11.7	11.3	10.5	9.7	-	-	-	-	-
3	425	CFM	20578	19848	18999	18101	17023	15581	13536	-	-	-	-
		BHP	2.25	2.46	2.66	2.83	2.98	3.06	3.02	-	-	-	-
		SONES	14.1	13.6	13.1	12.7	12.1	11.3	10.7	-	-	-	-
5	450	CFM	21789	21106	20321	19476	18559	17372	15823	13664	-	-	-
		BHP	2.67	2.89	3.10	3.30	3.46	3.60	3.64	3.55	-	-	-
		SONES	15.6	15.1	14.7	14.3	13.8	13.0	12.2	11.7	-	-	-
5	475	CFM	23000	22357	21629	20817	20014	19022	17772	16126	13910	-	-
		BHP	3.14	3.37	3.60	3.82	3.99	4.16	4.26	4.26	4.13	-	-
		SONES	17.0	16.6	16.2	15.8	15.4	14.8	14.1	13.3	12.8	-	-
5	500	CFM	24210	23603	22924	22170	21415	20563	19510	18216	16524	20364	-
		BHP	3.67	3.91	4.15	4.38	4.58	4.76	4.91	4.99	4.95	4.79	-
		SONES	18.5	18.1	17.7	17.3	17.0	16.5	15.8	15.1	14.4	13.9	-
7-1/2	525	CFM	25420	24846	24208	23507	22780	22029	21133	20044	18716	14805	-
		BHP	4.24	4.50	4.75	5.00	5.22	5.41	5.59	5.73	5.78	5.52	-
		SONES	20.1	19.5	19.1	18.8	18.4	18.1	17.6	17.0	16.3	15.2	-
7-1/2	550	CFM	26631	26085	25485	24829	24119	23443	22662	21732	20632	17608	-
		BHP	4.88	5.14	5.41	5.67	5.92	6.13	6.32	6.50	6.62	6.56	-
		SONES	22.0	21.2	20.8	20.4	20.1	19.8	19.3	18.7	18.0	16.9	-
7-1/2	575	CFM	27841	27322	26754	26138	25473	24820	24125	23320	22370	19919	16204
		BHP	5.58	5.85	6.13	6.41	6.67	6.90	7.11	7.31	7.48	7.58	7.25
		SONES	23.7	22.7	22.3	22.0	21.6	21.3	20.9	20.4	19.7	18.6	18.0
7-1/2	600	CFM	29052	28556	28017	27436	26813	26170	25541	24830	24009	21956	19037
		BHP	6.33	6.62	6.91	7.20	7.48	7.74	7.96	8.18	8.38	8.62	8.50
		SONES	25.1	24.3	23.8	23.4	23.0	22.7	22.4	22.0	21.4	20.2	19.3

Power Ratings (BHP) does not include transmission losses.
Performance certified is for installation type A - free inlet, free outlet.
Performance ratings do not include the effects of birdscreen in the airstream.
The sound ratings shown are loudness values in fan sones @ 5' (1.5m) in a hemispherical free field calculated per AMCA Standard 301. Values shown are for: Installation Type A: free inlet hemispherical sone levels.



S&P USA Ventilation Systems, LLC., Div. of Soler & Palau Ventilation Group, certifies that the Models STXB shown herein are licensed to bear the AMCA Seal. The ratings shown are based on test and procedures performed in accordance with AMCA Publication 211 and AMCA Publication 311 and comply with the requirement of the AMCA Certified Ratings Program.



STANDARD 705 for Electrical
STANDARD 762 for Grease Removal



MODEL STXB BELT DRIVE CENTRIFUGAL UPBLAST ROOF EXHAUSTER



SIZE 48

Motor HP	RPM		Static Pressure in Inches w.g.										
			0	0.125	0.25	0.375	0.5	0.625	0.75	0.875	1	1.25	1.5
1	225	CFM	16251	13786	10279	-	-	-	-	-	-	-	-
		BHP	0.69	0.84	0.85	-	-	-	-	-	-	-	-
		SONES	10.2	9.7	8.5	-	-	-	-	-	-	-	-
1-1/2	250	CFM	18057	15852	13250	7081	-	-	-	-	-	-	-
		BHP	0.95	1.12	1.20	0.94	-	-	-	-	-	-	-
		SONES	12.9	12.3	11.4	9.8	-	-	-	-	-	-	-
1-1/2	275	CFM	19863	17854	15682	12508	-	-	-	-	-	-	-
		BHP	1.27	1.46	1.58	1.56	-	-	-	-	-	-	-
		SONES	15.5	15.0	14.5	12.9	-	-	-	-	-	-	-
2	300	CFM	21668	19826	17935	15558	11403	13959	-	-	-	-	-
		BHP	1.64	1.86	2.01	2.07	1.90	2.03	-	-	-	-	-
		SONES	17.6	17.1	16.6	15.6	14.3	12.8	-	-	-	-	-
3	325	CFM	23474	21781	20068	18110	15454	9976	-	-	-	-	-
		BHP	2.09	2.33	2.51	2.62	2.60	2.17	-	-	-	-	-
		SONES	19.7	19.2	18.7	18.2	17.0	16.0	-	-	-	-	-
3	350	CFM	25280	23713	22129	20418	18358	15385	8661	-	-	-	-
		BHP	2.61	2.88	3.08	3.23	3.28	3.19	2.36	-	-	-	-
		SONES	21.9	21.4	21.0	20.5	19.7	18.7	17.8	-	-	-	-
5	375	CFM	27086	25627	24143	22623	20885	18661	15412	8254	-	-	-
		BHP	3.21	3.50	3.73	3.91	4.02	4.02	3.83	2.70	-	-	-
		SONES	24.1	23.7	23.2	22.8	22.3	21.5	20.7	19.9	-	-	-
5	400	CFM	28891	27527	26125	24742	23200	21444	19174	15709	8774	-	-
		BHP	3.90	4.21	4.47	4.68	4.83	4.90	4.85	4.57	3.27	-	-
		SONES	26.6	26.2	25.7	25.3	24.9	24.2	23.5	22.8	21.9	-	-
7-1/2	425	CFM	30697	29416	28097	26804	25428	23891	22084	19796	16278	16472	-
		BHP	4.67	5.01	5.29	5.53	5.72	5.85	5.87	5.78	5.43	5.46	-
		SONES	29.2	28.8	28.3	27.9	27.4	27.0	26.3	25.7	25.1	22.9	-
7-1/2	450	CFM	32503	31294	30054	28827	27572	26192	24681	22827	20558	10478	-
		BHP	5.55	5.90	6.22	6.48	6.70	6.87	6.96	6.96	6.84	4.83	-
		SONES	32.3	31.8	31.4	30.9	30.5	30.1	29.3	28.7	28.1	27.0	-
7-1/2	475	CFM	34308	33165	31995	30820	29659	28414	27042	25549	23683	18166	-
		BHP	6.52	6.90	7.24	7.53	7.78	7.99	8.14	8.20	8.16	7.58	-
		SONES	36.0	35.5	35.1	34.7	34.2	33.8	33.3	32.3	31.3	30.3	-
10	500	CFM	36114	35029	33922	32791	31704	30563	29328	27999	26501	22530	-
		BHP	7.61	8.01	8.37	8.69	8.97	9.20	9.40	9.53	9.57	9.35	-
		SONES	40.0	39.5	39.1	38.6	38.2	37.8	37.3	36.7	35.4	33.5	-
10	525	CFM	37920	36888	35836	34764	33718	32657	31532	30311	29024	25784	20808
		BHP	8.81	9.23	9.61	9.96	10.27	10.53	10.76	10.95	11.05	11.00	10.38
		SONES	44.4	43.9	43.4	43.0	42.5	42.0	41.6	41.2	40.2	37.6	36.1

Power Ratings (BHP) does not include transmission losses.
Performance certified is for installation type A - free inlet, free outlet.
Performance ratings do not include the effects of birdscreen in the airstream.
The sound ratings shown are loudness values in fan sones @ 5' (1.5m) in a hemispherical free field calculated per AMCA Standard 301. Values shown are for: Installation Type A: free inlet hemispherical sone levels.



S&P USA Ventilation Systems, LLC., Div. of Soler & Palau Ventilation Group, certifies that the Models STXB shown herein are licensed to bear the AMCA Seal. The ratings shown are based on test and procedures performed in accordance with AMCA Publication 211 and AMCA Publication 311, and comply with the requirement of the AMCA Certified Ratings Program.



STANDARD 705 for Electrical
STANDARD 762 for Grease Removal