

700 Series - "Low Profile"

- UMP-724
-Down Discharge



Low Profile, High Capacity, High Efficiency Evaporative Cooling 10,000 to 14,000 CFM Industry Standard Rating

Features

- "Low profile" (only 32.25" high)
- The most up-to-date propeller type axial fan affords maximum air delivery while minimizing horsepower
- Factory tested and shipped ready to operate, including factory wired components
- Heavy gauge, hot dipped galvanized steel construction
- ETL Listed and labeled in accordance with U.L. standards
- Epoxy powder base paint finish baked on at 375°
- Copper-wound, heavy duty ball bearing motors
- Rugged cabinet assembly with double thick steel corners
- One high capacity pump provides complete media saturation
- "Rain-Tight" pitched top construction (1/4"/12")
- Self-aligning, heavy duty, greaseable, pillow block, ball type fan bearings
- Easily accessible external distributor clean-outs
- Fan performance is factory set to job specific specifications
- Side access media removal
- Premium 8" thick cross fluted 80% efficient media
- Adjustable motor sheave for air flow adjustment
- Lifting sky hooks

Available Options

- Class II, U.L. 900 media
- Prewired control packages
- Distribution flush system
- Freeze protection
- Hinged access door
- Self-tensioning belt
- Installation accessories
- Fused and non-fused disconnects

Resources Available for This Product

- Catalog By Mail
- Catalog Online



Patent #4774030 or other patents pending

United Metal Products

1920 E Broadway Road Tempe, AZ 85282
T 480.968.9550
F 480.968.9555
www.unitedmetal.com

Model	Industry Standard Rating	AMCA LICENSED AIR DELIVERY IN CUBIC FEET PER MINUTE										ELECTRICAL SPECIFICATIONS						FAN UNIT		Evaporative Media	Weights (Lbs) ❸	
		Inches Static Pressure (W.G.) ❶										Fan Motor ❷				Pump ❺		Fan			Qty.-Depth x Width x Height	Shipping
		0		0.1		0.2		0.3		0.4		HP	Max BHP	Volt/Phase 115/208/230 1-Phase Amps	Volt/Phase 208/230/460 3-Phase Amps	GPH @ 5' Head	Volt/Phase 115 / 1-Phase Amps	Dia.	Max RPM			
UMP-724 Down	10,000	6,827	619	5,769	596	4,626	584	2,925	584	1,554	542	1/3	0.38	7.2/4.0/3.6	1.7/1.5/0.75	820	2.3	30"	1,100	10 - 8" x 12" x 24"	455	718
	12,000	7,869	713	6,946	694	6,000	676	4,946	670	3,338	670	1/2	0.58	9.8/5.4/4.9	2.4/2.2/1.1	820	2.3	30"	1,100	10 - 8" x 12" x 24"	455	718
	13,000	8,988	813	8,188	798	7,345	781	6,499	774	5,516	767	3/4	0.86	13.8/7.6/6.9	3.5/3.2/1.6	820	2.3	30"	1,100	10 - 8" x 12" x 24"	462	725
	14,000	9,895	896	9,095	880	8,400	867	7,669	855	6,823	848	1	1.15	16.0/8.8/8.0	4.6/4.2/2.1	820	2.3	30"	1,100	10 - 8" x 12" x 24"	465	728

* Performance rating is at max BHP and includes the effects of the evaporative media, inlet louver, motor and drives in the airstream.
 * Performance certified is for installation Type B: Free Inlet, Ducted Outlet
 * Power rating (BHP) does not include transmission losses

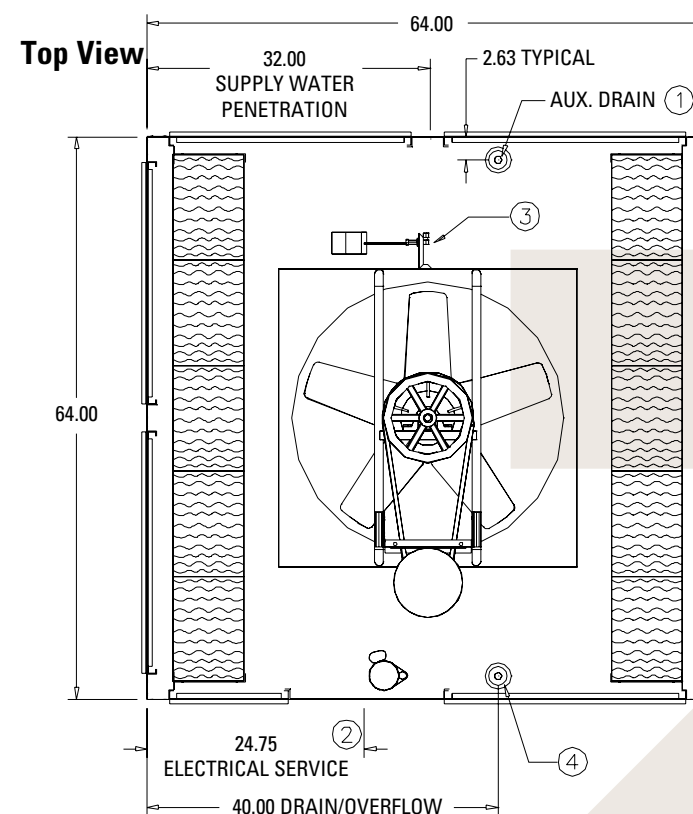
- ① The 700 series fan type evaporative coolers are only designed for straight down ducted applications. External static pressure ranges of 0.0" to 0.2". Higher ESP are only shown to demonstrate fan characteristics and performance with loaded media. For ducted applications with external static pressures exceeding 0.2" a UMP - 900 series blower model is recommended.
- ② Only motors 1 HP or less are provided with integral thermal protection. Motors 1.5 HP or greater require a separate motor overload device. Amperage ratings shown are NEC at nominal HP. Usable at 208v. Consult factory for overload and control options.
- ③ Weights are in pounds and include motors, pumps and drives. Operating weights include saturated media and assumes 2.5" depth of water in sump. Weights exclude optional accessories such as curb, diffuser and controls.
- ④ Minimum duct sizing should be 33" x 33" (see accessories drawing for details). Evaporative cooling is an adiabatic process. Possibility of water damage may exist. Special consideration must be taken when utilizing an evaporative cooler. Consult factory for special applications.
- ⑤ 230v pumps are available; contact UMP for details.



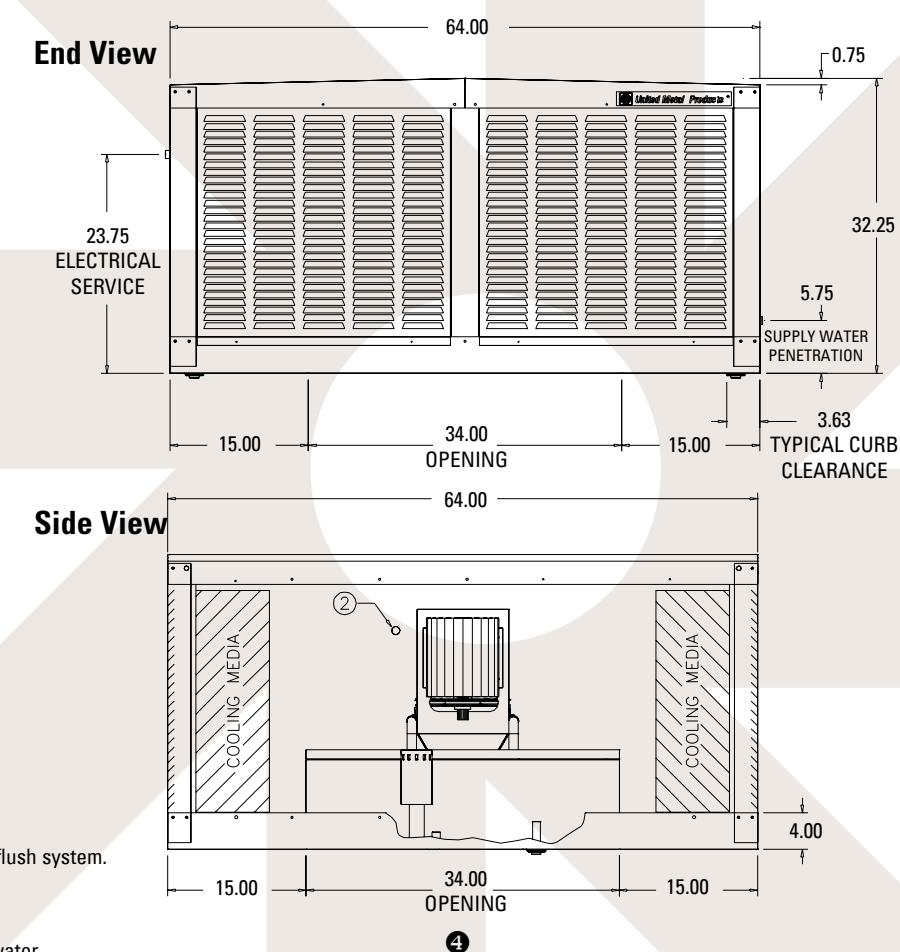
United Metal Products certifies that the Fan Air™ unit shown hereon is licensed to bear the AMCA Seal. The ratings shown are based on tests and procedures performed in accordance with AMCA Publication 211 and comply with the requirements of the AMCA Certified Ratings Program.



Manufacturer of Quality Air Moving Equipment



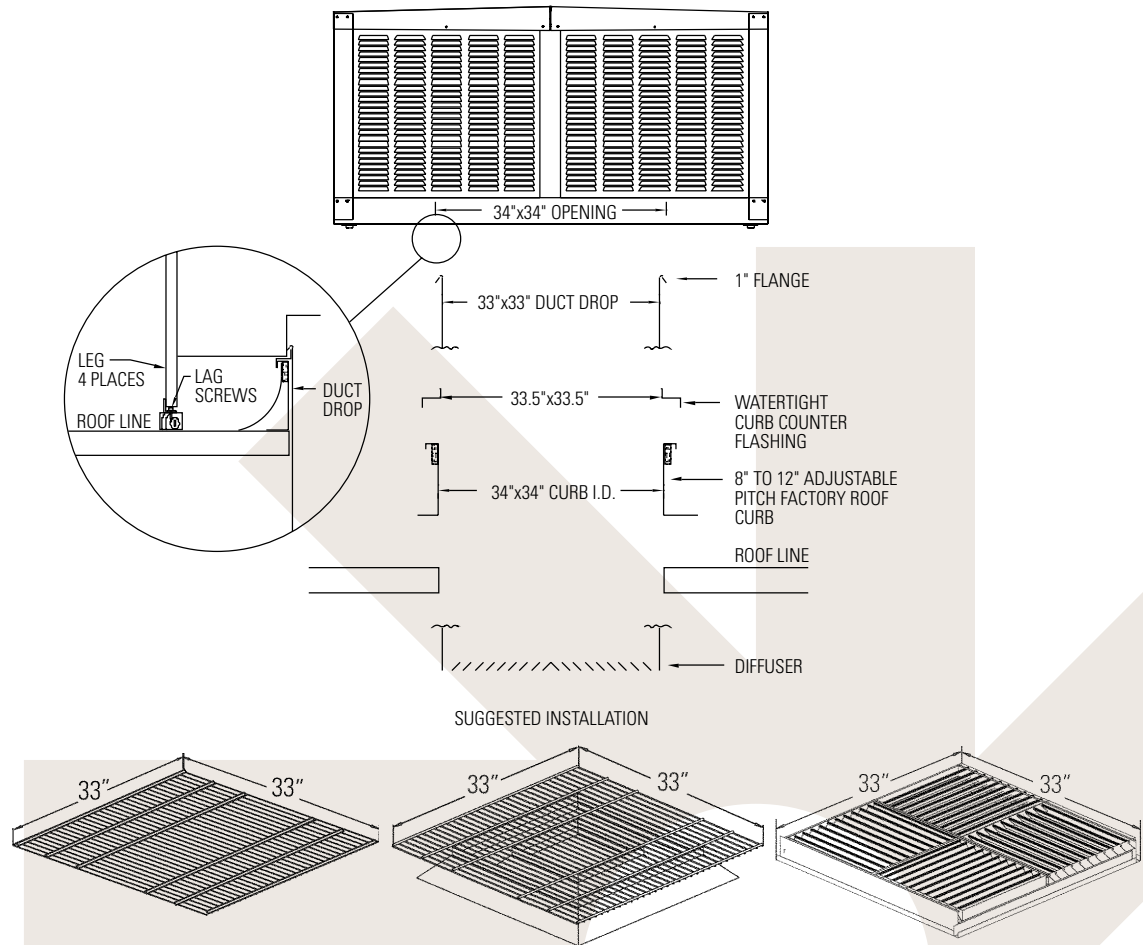
- ① Auxiliary drain utilized only with optional freeze protection or distribution flush system. Consult factory for special applications.
- ② 7/8" Electrical service entrance for 1/2" conduit.
- ③ 3/8" Compression fitting connection made inside unit. Minimum 15 p.s.i. water pressure is recommended to deliver the volume needed to meet high summer evaporation and bleed requirements. Do not exceed 125 p.s.i.
- ④ 3/4" Male hose thread.



Information subject to change. Updates available online.
 FanAir/UMP-724/DIM/v1.4 - January 2015

UMP-724 Optional Accessories

Description	Part #	Material / Finish	Roof Opening	Weight in Lbs.
UMP-724 Adj. Curb	7220-34	18 ga galv.	34" x 34"	45
Industrial Leg Kit	10394	16 ga painted galv.	--	7



Description	UFG33 Grill	UFD33-2 Grill Diffuser	A3333 Auto Damper Diff.
Discharge Height Application	16' and above	12' to 16'	12' to 16'
Part #	80700	80701	80702
Pressure Drop @ 1,200 FPM	.02"	.07"	.10"
Material / Finish	CRS Grill / Gray	CRS Grill + Galv. Blades / Beige	CRS Grill + Aluminum / Gray
Weight in Lbs.	9	22	36

CAUTION - Guards must be installed when fan is delivering air over an occupied space, or when deemed advisable for safety. UMP diffusers feature a "safety guard" design. FAN-AIR coolers will not be provided without a diffuser or grille.