

# ELF6350DMP

Drainable Stationary Louver  
Extruded Aluminum



## APPLICATION

The ELF6350DMP is a 6" deep extruded aluminum stationary louver that is designed to protect air intake and exhaust opening on exterior walls. This louver is designed with a drainable gutter system channeling water from the blades to downspouts in the jambs, where water is exhausted out of the front of the louver.

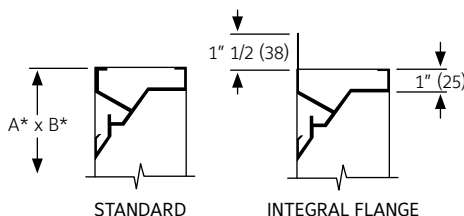
## STANDARD CONSTRUCTION

<b>Frame</b>	6" (152) deep, 6063T6 extruded aluminum, .125" (3.2) nominal wall thickness. Downspouts and caulking surfaces provided.
<b>Blades</b>	6063T6 extruded aluminum with .090" (2.3) nominal wall thickness. Drainable blades are positioned at 35° angle and spaced approximately 4" (102) center to center.
<b>Screen</b>	5/8" x .040" (16 x 1) expanded, flattened aluminum bird screen in removable frame. Screen adds approximately 1/2" (13) to louver depth.
<b>Finish</b>	Mill.
<b>Minimum Size</b>	12"w x 12"h (305 x 305).
<b>Approximate Shipping Weight</b>	6 lbs./ft. (29.3 kg/m <sup>2</sup> ).
<b>Maximum Factory Assembly Size</b>	Single sections shall not exceed 120"w x 90"h (3048 x 2286) or 90"w x 120"h (2286 x 3048). Louvers larger than the maximum factory assembly size will require field assembly of smaller sections.
<b>Supports</b>	Louvers may be provided with rear mounted blade supports that increase overall louver depth depending on louver size, assembly configuration or windload.

## FEATURES

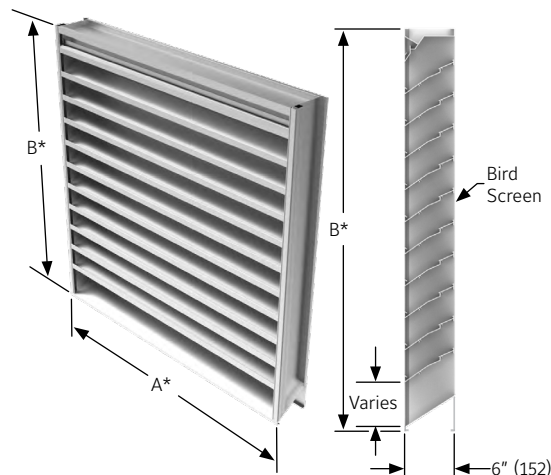
- ▶ 62% Free Area.
- ▶ Beginning point of water penetration above 1,250 fpm free area velocity.
- ▶ Published performance ratings based on testing in accordance with AMCA Publication 511.
- ▶ High performance frame system with drainable head collects and removes water to provide excellent water penetration performance.
- ▶ Drain gutter in each blade minimizes water cascade between blades.
- ▶ Continuous blades up to 120" (3048).
- ▶ All aluminum construction for low maintenance and high resistance to corrosion.

## FRAME CONSTRUCTION



Note:

- Dimensions in inches, parenthesis ( ) indicate millimeters.
- Units furnished 1/4" (6) smaller than given opening dimensions.



YEAR LIMITED  
WARRANTY

ISO9001  
CERTIFIED

## VARIATIONS

Variations to the basic design of the louvers are available at additional cost. They include:

- ▶ Extended sill.
- ▶ Hinged frame.
- ▶ Front or rear security bars.
- ▶ Filter racks.
- ▶ Triangular and round options.
- ▶ Integral flange.
- ▶ A variety of bird and insect screens.
- ▶ Please provide rough opening dimensions for "A" and "B" dimensions. Unless ordered as actual size, the louver will be provided 1/2" (12) smaller than "A" and "B" dimensions provided.
- ▶ Selection of finishes: prime coat, 50% PVDF (modified fluoropolymer), epoxy, Pearledize, 70% PVDF, clear and color anodize. (Some variation in anodize color consistency is possible).

Consult Ruskin for other special requirements.

## FREE AREA GUIDE

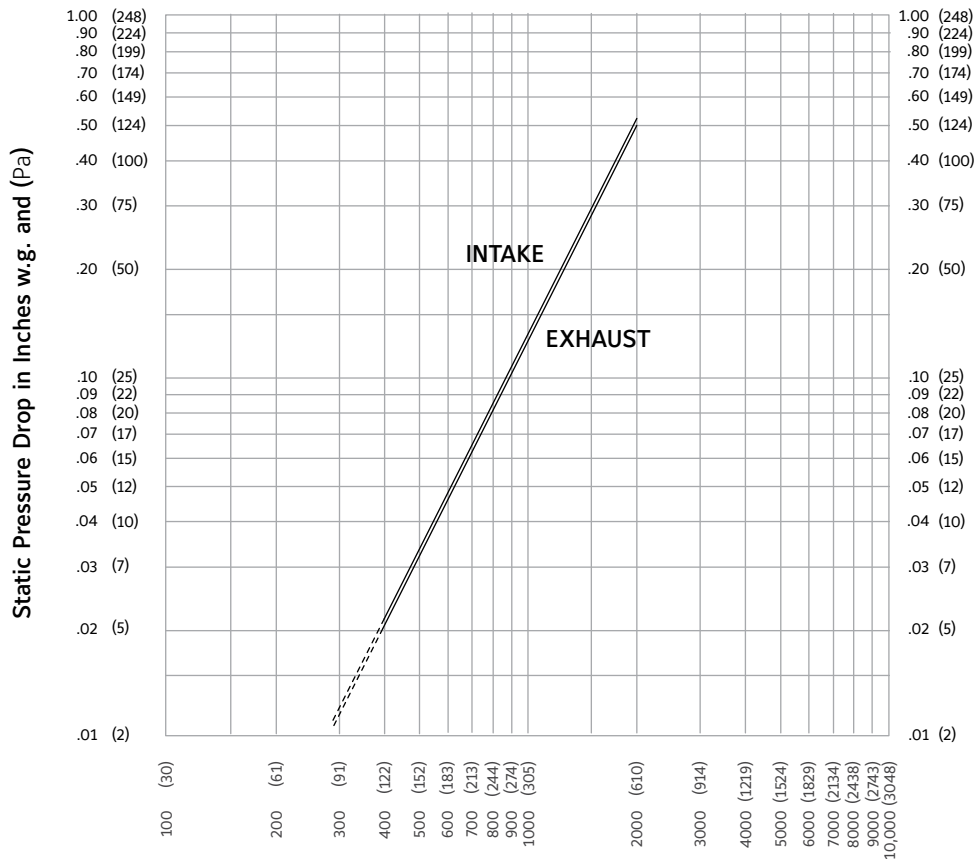
Free Area Guide shows free area in ft<sup>2</sup> and m<sup>2</sup> for various sizes of ELF6350DMP.

### Width – Inches and Meters

	HEIGHT	12	18	24	30	36	42	48	54	60	66	72	78	84	90	96	102	108	114	120
		0.30	0.45	0.60	0.75	0.90	1.05	1.20	1.35	1.50	1.65	1.80	1.95	2.10	2.25	2.40	2.55	2.70	2.85	3.00
Height – Inches and Meters	12	0.29	0.46	0.64	0.81	0.98	1.16	1.33	1.50	1.68	1.85	2.02	2.20	2.37	2.54	2.71	2.89	3.06	3.23	3.41
	0.30	0.03	0.04	0.06	0.08	0.09	0.11	0.12	0.14	0.16	0.17	0.19	0.20	0.22	0.24	0.25	0.27	0.28	0.30	0.32
	18	0.63	1.01	1.38	1.76	2.14	2.51	2.89	3.26	3.64	4.02	4.39	4.77	5.15	5.52	5.90	6.27	6.65	7.03	7.40
	0.45	0.06	0.09	0.13	0.16	0.20	0.23	0.27	0.30	0.34	0.37	0.41	0.44	0.48	0.51	0.55	0.58	0.62	0.65	0.69
	24	0.97	1.55	2.13	2.71	3.29	3.87	4.45	5.03	5.61	6.19	6.76	7.34	7.92	8.50	9.08	9.66	10.24	10.82	11.40
	0.60	0.09	0.14	0.20	0.25	0.31	0.36	0.41	0.47	0.52	0.58	0.63	0.68	0.74	0.79	0.84	0.90	0.95	1.01	1.06
	30	1.23	1.97	2.70	3.44	4.17	4.90	5.64	6.37	7.11	7.84	8.58	9.31	10.05	10.78	11.51	12.25	12.98	13.72	14.45
	0.75	0.11	0.18	0.25	0.32	0.39	0.46	0.52	0.59	0.66	0.73	0.80	0.87	0.93	1.00	1.07	1.14	1.21	1.28	1.34
	36	1.57	2.51	3.45	4.38	5.32	6.26	7.20	8.13	9.07	10.01	10.95	11.88	12.82	13.76	14.70	15.63	16.57	17.51	18.45
	0.90	0.15	0.23	0.32	0.41	0.49	0.58	0.67	0.76	0.84	0.93	1.02	1.11	1.19	1.28	1.37	1.45	1.54	1.63	1.72
	42	1.83	2.93	4.02	5.11	6.20	7.30	8.39	9.48	10.57	11.67	12.76	13.85	14.94	16.04	17.13	18.22	19.31	20.41	21.50
	1.05	0.17	0.27	0.37	0.48	0.58	0.68	0.78	0.88	0.98	1.08	1.19	1.29	1.39	1.49	1.59	1.69	1.80	1.90	2.00
	48	2.17	3.47	4.76	6.06	7.36	8.65	9.95	11.24	12.54	13.83	15.13	16.43	17.72	19.02	20.31	21.61	22.90	24.20	25.50
	1.20	0.20	0.32	0.44	0.56	0.68	0.80	0.93	1.05	1.17	1.29	1.41	1.53	1.65	1.77	1.89	2.01	2.13	2.25	2.37
	54	2.43	3.88	5.33	6.79	8.24	9.69	11.14	12.59	14.04	15.49	16.94	18.39	19.84	21.29	22.75	24.20	25.65	27.10	28.55
	1.35	0.23	0.36	0.50	0.63	0.77	0.90	1.04	1.17	1.31	1.44	1.58	1.71	1.85	1.98	2.12	2.25	2.39	2.52	2.66
	60	2.77	4.43	6.08	7.74	9.39	11.04	12.70	14.35	16.01	17.66	19.31	20.97	22.62	24.27	25.93	27.58	29.24	30.89	32.54
	1.50	0.26	0.41	0.57	0.72	0.87	1.03	1.18	1.33	1.49	1.64	1.80	1.95	2.10	2.26	2.41	2.57	2.72	2.87	3.03
	66	3.11	4.97	6.83	8.69	10.54	12.40	14.26	16.11	17.97	19.83	21.68	23.54	25.40	27.25	29.11	30.97	32.83	34.68	36.54
	1.65	0.29	0.46	0.64	0.81	0.98	1.15	1.33	1.50	1.67	1.84	2.02	2.19	2.36	2.53	2.71	2.88	3.05	3.23	3.40
	72	3.37	5.39	7.40	9.41	11.42	13.44	15.45	17.46	19.47	21.48	23.50	25.51	27.52	29.53	31.54	33.56	35.57	37.58	39.59
	1.80	0.31	0.50	0.69	0.88	1.06	1.25	1.44	1.62	1.81	2.00	2.19	2.37	2.56	2.75	2.93	3.12	3.31	3.49	3.68
	78	3.72	5.93	8.15	10.36	12.58	14.79	17.01	19.22	21.44	23.65	25.87	28.08	30.30	32.51	34.73	36.94	39.16	41.37	43.59
	1.95	0.35	0.55	0.76	0.96	1.17	1.38	1.58	1.79	1.99	2.20	2.41	2.61	2.82	3.02	3.23	3.44	3.64	3.85	4.05
	84	3.98	6.35	8.72	11.09	13.46	15.83	18.20	20.57	22.94	25.31	27.68	30.05	32.42	34.79	37.16	39.53	41.90	44.27	46.64
	2.10	0.37	0.59	0.81	1.03	1.25	1.47	1.69	1.91	2.13	2.35	2.57	2.79	3.01	3.24	3.46	3.68	3.90	4.12	4.34
	90	4.32	6.89	9.46	12.04	14.61	17.18	19.76	22.33	24.90	27.48	30.05	32.62	35.20	37.77	40.34	42.92	45.49	48.06	50.64
	2.25	0.40	0.64	0.88	1.12	1.36	1.60	1.84	2.08	2.32	2.56	2.79	3.03	3.27	3.51	3.75	3.99	4.23	4.47	4.71
	96	4.58	7.30	10.03	12.76	15.49	18.22	20.95	23.68	26.40	29.13	31.86	34.59	37.32	40.05	42.78	45.50	48.23	50.96	53.69
	2.40	0.43	0.68	0.93	1.19	1.44	1.69	1.95	2.20	2.46	2.71	2.96	3.22	3.47	3.72	3.98	4.23	4.49	4.74	4.99
	102	4.92	7.85	10.78	13.71	16.64	19.57	22.51	25.44	28.37	31.30	34.23	37.16	40.10	43.03	45.96	48.89	51.82	54.75	57.68
	2.55	0.46	0.73	1.00	1.28	1.55	1.82	2.09	2.37	2.64	2.91	3.18	3.46	3.73	4.00	4.27	4.55	4.82	5.09	5.36
	108	5.26	8.39	11.53	14.66	17.80	20.93	24.06	27.20	30.33	33.47	36.60	39.74	42.87	46.01	49.14	52.28	55.41	58.55	61.68
	2.70	0.49	0.78	1.07	1.36	1.65	1.95	2.24	2.53	2.82	3.11	3.40	3.70	3.99	4.28	4.57	4.86	5.15	5.44	5.74
	114	5.52	8.81	12.10	15.39	18.68	21.97	25.26	28.55	31.84	35.13	38.42	41.70	44.99	48.28	51.57	54.86	58.15	61.44	64.73
	2.85	0.51	0.82	1.13	1.43	1.74	2.04	2.35	2.65	2.96	3.27	3.57	3.88	4.18	4.49	4.80	5.10	5.41	5.71	6.02
	120	5.86	9.35	12.84	16.34	19.83	23.32	26.81	30.31	33.80	37.29	40.79	44.28	47.77	51.26	54.76	58.25	61.74	65.24	68.73
	3.00	0.54	0.87	1.19	1.52	1.84	2.17	2.49	2.82	3.14	3.47	3.79	4.12	4.44	4.77	5.09	5.42	5.74	6.07	6.39

## PRESSURE DROP

Test size 48" x 48" (1219 X 1219)  
Ratings do not include the effect of a bird screen.



Air Velocity in feet and (meters) per minute through Free Area  
(Data corrected to standard air density and AMCA figure or figures tested to 5.5)

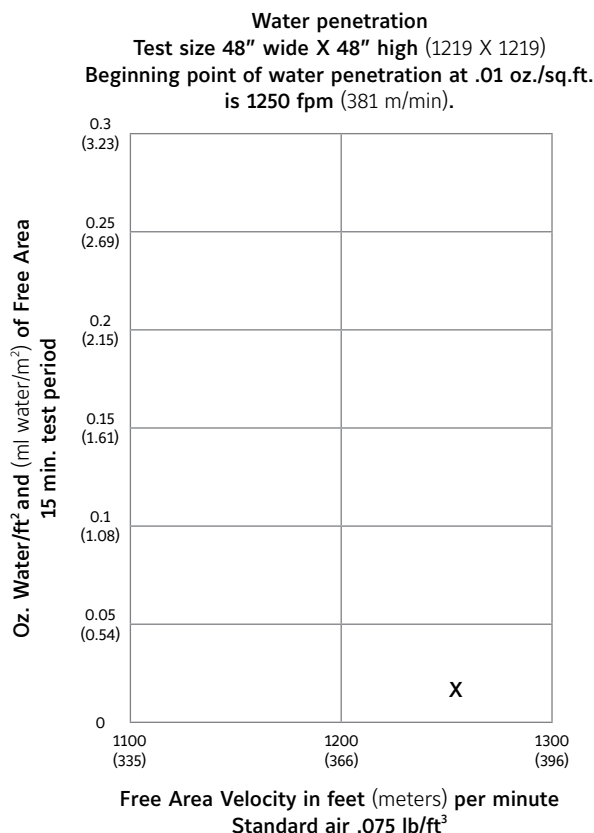


Ruskin Manufacturing Company certifies that the ELF6350DMP louvers shown herein are licensed to bear the AMCA Seal. The ratings shown are based on tests and procedures performed in accordance with AMCA Publication 511 and comply with the requirements of the AMCA Certified Ratings Program. The AMCA Certified Ratings Seal applies to air performance ratings and water penetration ratings only.

## PERFORMANCE DATA

AMCA Standard 500 provides a reasonable basis for testing and rating louvers. Testing to AMCA 500 is performed under a certain set of laboratory conditions. This does not guarantee that other conditions will not occur in the actual environment where louvers must operate.

The louver system should be designed with a reasonable safety factor for louver performance. To ensure protection from water carryover, design with a performance level somewhat below maximum desired pressure drop and .01 oz./sq. ft. of water penetration.



## SUGGESTED SPECIFICATION

Furnish and install louvers as hereinafter specified where shown on plans or as described in schedules. Louvers shall be stationary drainable type with drain gutters in each blade and downspouts in jambs and mullions. Louvers shall have a minimum of 62% free area based on a 48" wide x 48" high (1219 x 1219) size. Stationary drainable blades shall be contained within a 6" (152) frame. Louver components (heads, jambs, sills, blades, & mullions) shall be factory assembled by the louver manufacturer. Louver sizes too large for shipping shall be built up by the contractor from factory assembled louver sections to provide overall sizes required. Louver design shall limit span between visible mullions to 10 feet (3) and shall incorporate structural supports required to withstand a windload of 30 lbs. per sq. ft. (1.44kPa) (equivalent of a 110 mph wind [177 KPH] – specifier may substitute any loading required).

Louvers shall be Ruskin model ELF6350DMP extruded 6063T6 aluminum alloy construction as follows:

Frame: 6" (152) deep, 0.125" (3.2) wall thickness.

Blades: 0.90" (2.3) wall thickness. Drainable blades positioned at 35° angle and spaced approximately 4" (102) center to center.

Screen: 5/8" x .040" (16 x 1) expanded, flattened aluminum in removable frame.

Finish: Select finish specification from Ruskin Finishes Brochure.

Published louver performance data bearing the AMCA Certified Ratings Seal for Air Performance & Water Penetration must be submitted for approval prior to fabrication and must demonstrate pressure drop and water penetration equal to or less than the Ruskin model specified.

## LINKS TO IMPORTANT DOCUMENTS

### Document Title

Paint Finishes and Color Guide

Limited Warranty Document



3900 Doctor Greaves Road  
 Grandview, MO 64030  
 Website: [www.ruskin.com](http://www.ruskin.com)  
 Phone: (816) 761-7476