

MODEL EA-400

Extruded Aluminum Louver • 4" Deep • 45° Straight Blades • Stationary • Channel Type

Standard Materials and Construction

FRAME: Extruded aluminum, 6063-T52/T6 alloy. Available in .081" thickness (nominal) and .125" thickness (nominal).

BLADE: Extruded aluminum, 6063-T52/T6 alloy. Available in .081" thickness (nominal) and .125" thickness (nominal). Blades approximately 4" on centers.

LOUVER FACE: Full width sill with head and blades contained within jambs.

SCREENS: (When indicated, in a removable frame.)

- 1/2" flattened aluminum (.051" thick),
- or- 1/2" sq. mesh, intermediate double-crimped aluminum wire, .063" dia.,
- or- 1 3/16" mesh, .011" dia. aluminum wire, insect screen.

FINISH: Mill

Options

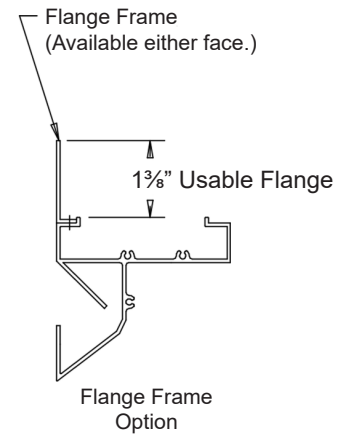
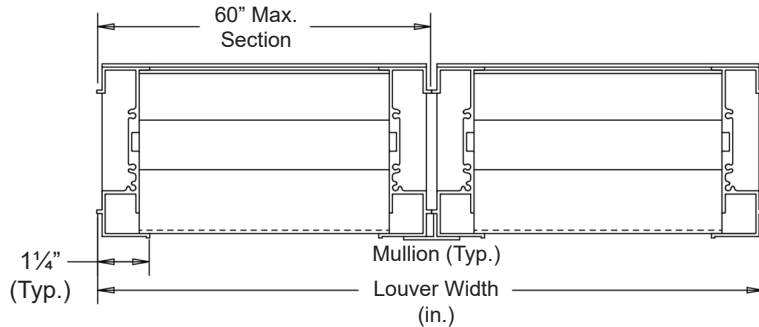
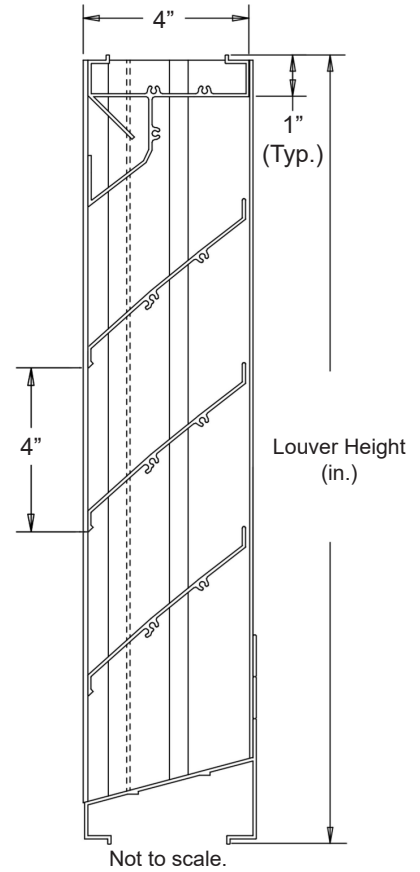
Finish - Baked Enamel, Kynar, Anodize

Notes

1. Nominal deductions will be made to the opening size given.
2. Approximate shipping weight is 4.0 lbs./sq.ft.

Louver Sizes

Min Panel	Max Single Panel
12"W x 12"H	60"W x 96"H



Item #	Qty	Width	Height	Width	Height	Mullion	Type	Location	Union Made
		Opening Size		Louver Size			Screens		
Arch. / Eng.:						EDR:		ECN:	Job:
Contractor:									
Project:						Date:		DWN:	DWG:

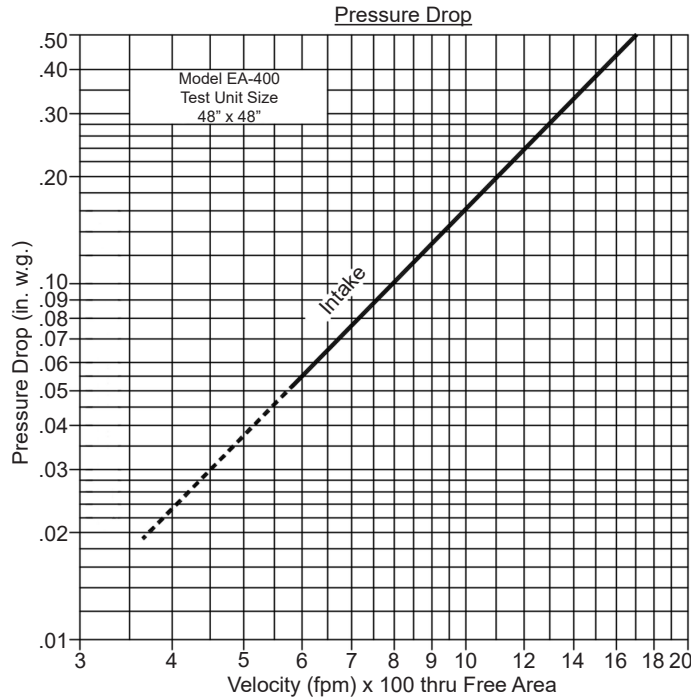
MODEL EA-400

Extruded Aluminum Louver • 4" Deep • 45° Straight Blades • Stationary • Channel Type

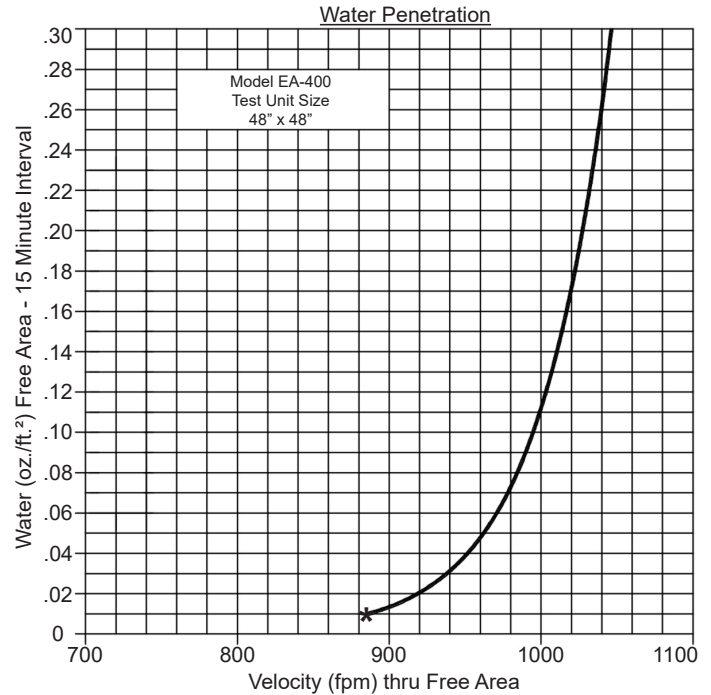
Performance Data

Pressure Drop: .14 in. w.g. at 920 fpm (intake)
 Free Area: 9.09 sq.ft. = 57% for 48"W x 48"H sample tested in accordance with AMCA Standard 500-L.
 Beginning Point of Water Penetration: 886 fpm

Ratings do not include effects of a screen.



Intake air converted to standard air density.
 Tested to AMCA Standard 500-L, Figure 5.5.



886 (FPM) Beginning Point of Water Penetration.

		Free Area (sq. ft.)								
		Width (in.)								
		12"	18"	24"	30"	36"	42"	48"	54"	60"
Height (in.)	12"	.31	.50	.70	.89	1.09	1.28	1.48	1.67	1.87
	24"	.82	1.34	1.86	2.38	2.90	3.42	3.94	4.46	4.98
	36"	1.34	2.18	3.03	3.87	4.71	5.56	6.40	7.25	8.09
	48"	1.85	3.02	4.19	5.36	6.53	7.70	9.09	10.04	11.20
	60"	2.37	3.86	5.35	6.85	8.34	9.84	11.33	12.82	14.32
	72"	2.88	4.70	6.52	8.34	10.16	11.97	13.79	15.61	17.43
	84"	3.39	5.54	7.68	9.83	11.97	14.11	16.26	18.40	20.54
	96"	3.91	6.38	8.85	11.31	13.78	16.25	18.72	21.19	23.66



Arrow United Industries certifies that the Model EA-400 shown herein is licensed to bear the AMCA seal. The ratings shown are based on tests and procedures performed in accordance with AMCA Publication 511 and comply with the requirements of the AMCA Certified Ratings Program. The AMCA Certified Ratings Seal applies to Water Penetration and Air Performance Ratings only.