

AXIAL FLOW FAN DIRECT DRIVEN

Series TDA

Construction

Double flanged casing is produced in mild steel or galvanised steel, available in short and long cased. The impeller having manually adjustable pitch blades is made of PPG, PAG or Aluminium.

Finish

Painting or galvanised after manufacture are normal finishes on all parts.

Operating Temperature


-20°C to +55°C

Motors

Totally enclosed Class 'F' motor, to a min. IP54 protection are fitted as standard. Standard motor up to 2.2kW are usually supplied on DOL starting, motor 3.0kW and above are star/ delta starting.

Airflow Direction

Air flowing from impeller to motor (B) is fitted as standard. Air flowing from motor to impeller (A) can be supplied on request.

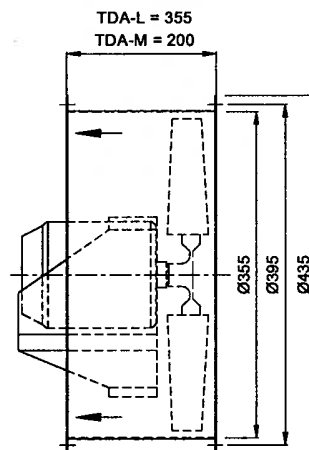
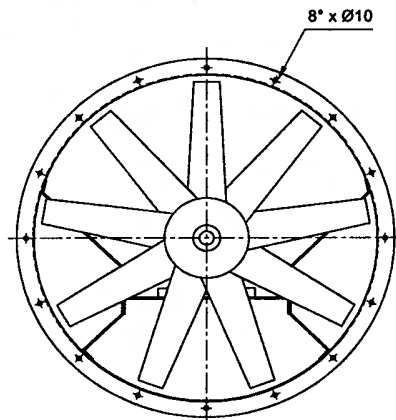


Kruger Ventilation Industries Asia Co., Ltd certifies that the TDA 355 shown herein is licensed to bear the AMCA Seal. The ratings shown are based on tests and procedures performed in accordance with AMCA publication 211 and comply with the requirements of the AMCA Certified Ratings Program.

MODEL: TDA- 355/12AA/5-5/ /

- Motor no. of pole – 2 or 4
- Motor Power kW
- Airflow direction – A or B
- Blade angle - 20°, 22°, 24°, 26°, 28°, 30°, 32°, 34°, 36°, 38°, 40°, 42°, 44°
- Type of casing construction – L or M

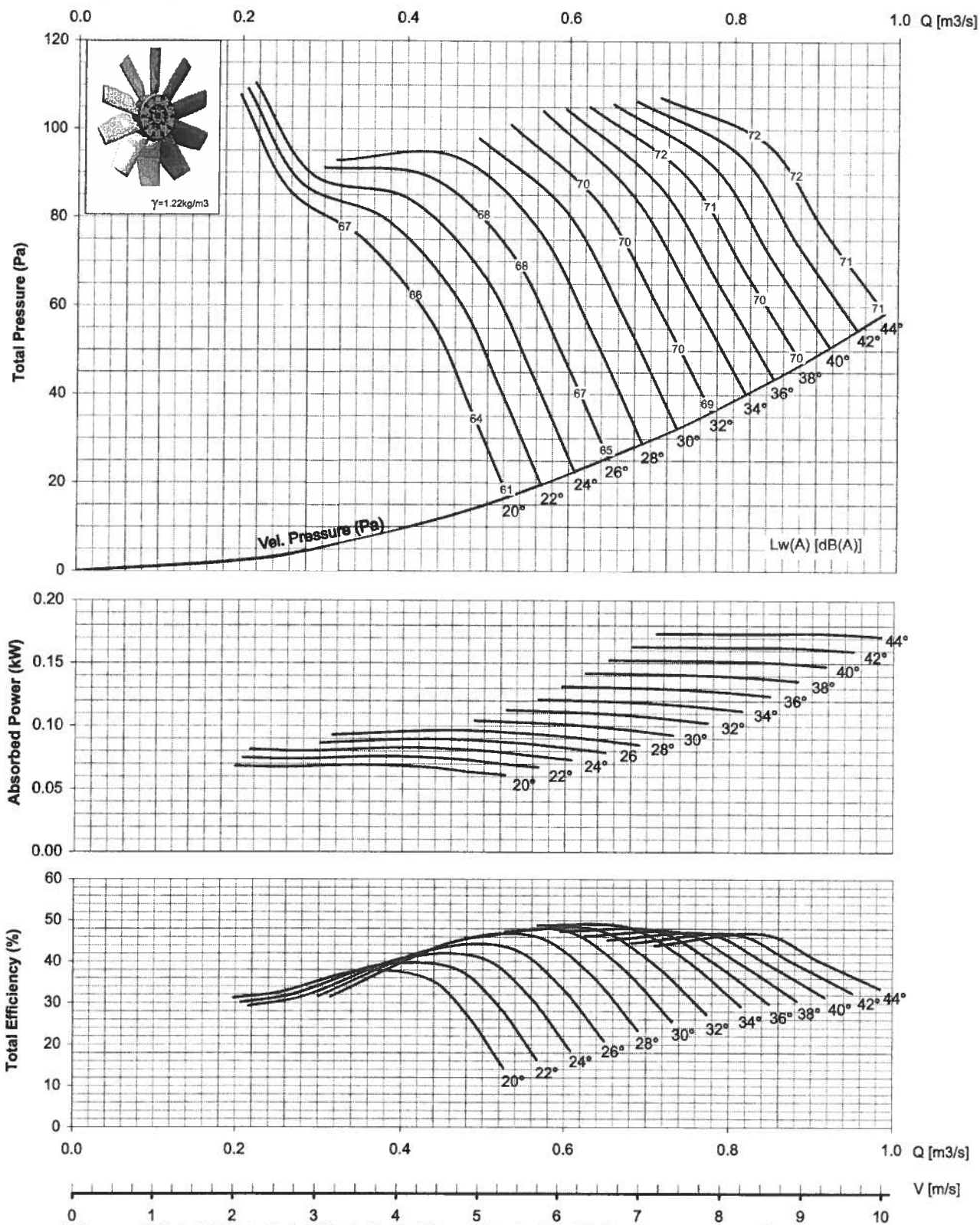
* All Dimension in mm



TDA 355/ 12AA/ 5-5/ _ _ / _

1450rpm - 50Hz

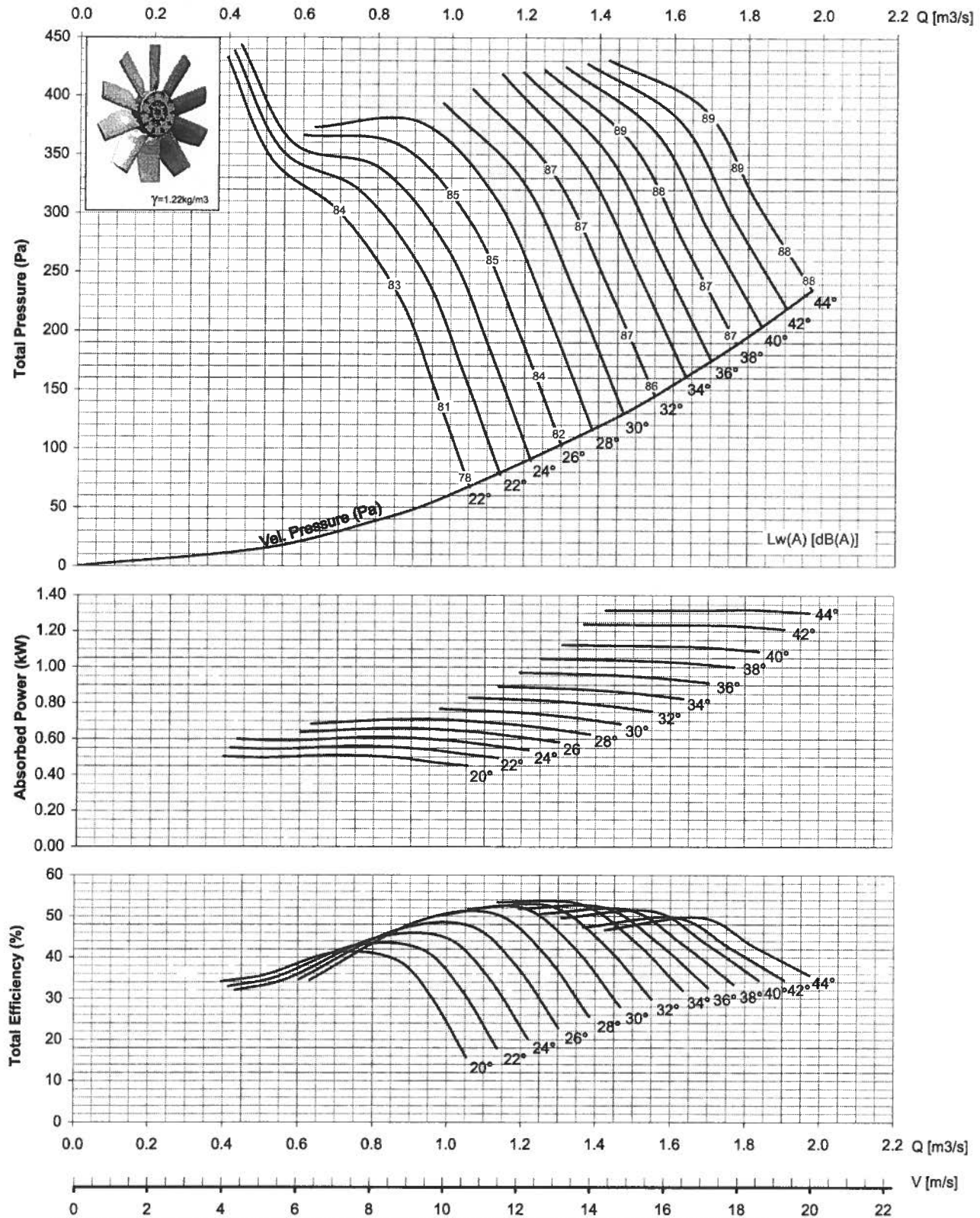
KRÜGER



- Performance certified is for installation type D - ducted inlet, ducted outlet. Performance ratings do not include the effects of appurtenances (accessories).
- The A-weighted sound ratings shown have been calculated per AMCA Standard 301. Values shown are for inlet $L_{wi}(A)$ sound power level for installation type D - ducted inlet, ducted outlet, rating include the effect of duct end correction.
- The AMCA Certified Ratings applies to air performance only.

TDA 355/ 12AA/ 5-5/ _ _ / _ 2850rpm - 50Hz

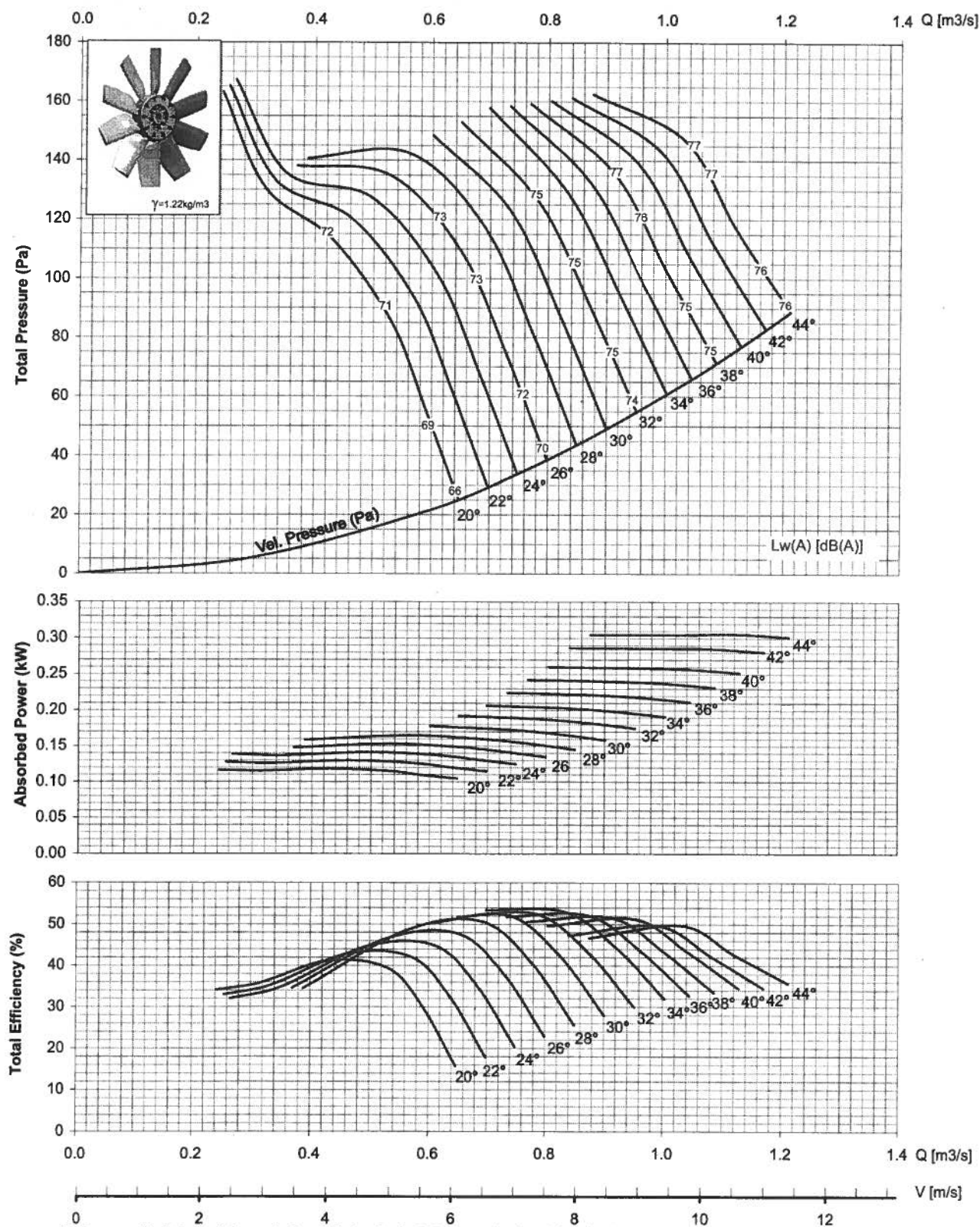
KRUGER



- Performance certified is for installation type D - ducted inlet, ducted outlet. Performance ratings do not include the effects of appurtenances (accessories).
- The A-weighted sound ratings shown have been calculated per AMCA Standard 301. Values shown are for inlet $L_{wi}(A)$ sound power level for installation type D - ducted inlet, ducted outlet, rating include the effect of duct end correction.
- The AMCA Certified Ratings applies to air performance only.

TDA 355/ 12AA/ 5-5/ _ _ / _ 1750rpm - 60Hz

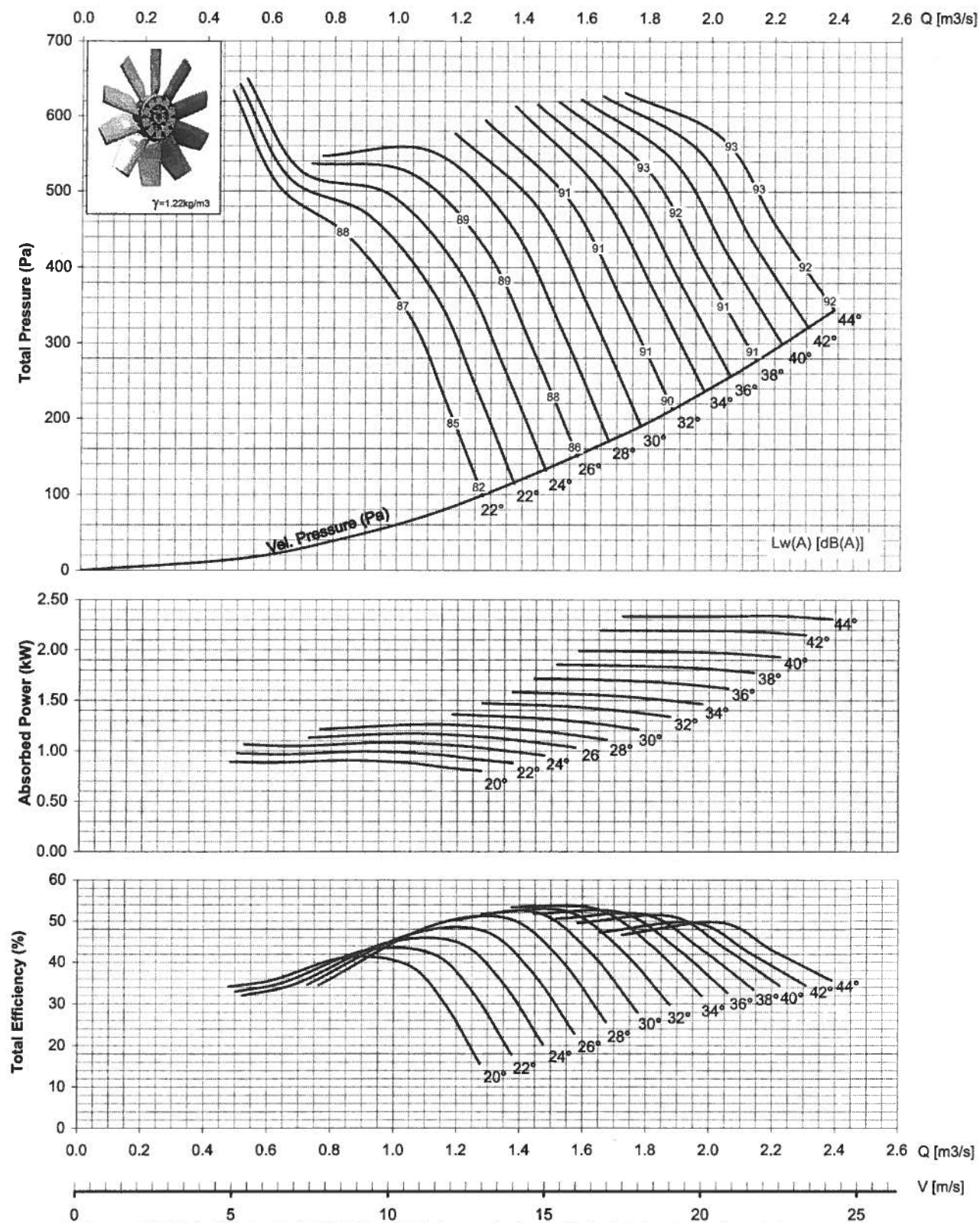
KRÜGER



- Performance certified is for installation type D - ducted inlet, ducted outlet. Performance ratings do not include the effects of appurtenances (accessories).
- The A-weighted sound ratings shown have been calculated per AMCA Standard 301. Values shown are for inlet $L_{w(A)}$ sound power level for installation type D - ducted inlet, ducted outlet, rating include the effect of duct end correction.
- The AMCA Certified Ratings applies to air performance only.

TDA 355/ 12AA/ 5-5/ _ _ / _ 3450rpm - 60Hz

KRÜGER



- Performance certified is for installation type D - ducted inlet, ducted outlet. Performance ratings do not include the effects of appurtenances (accessories).
- The A-weighted sound ratings shown have been calculated per AMCA Standard 301. Values shown are for inlet $L_{w(A)}$ sound power level for installation type D - ducted inlet, ducted outlet, rating include the effect of duct end correction.
- The AMCA Certified Ratings applies to air performance only.