

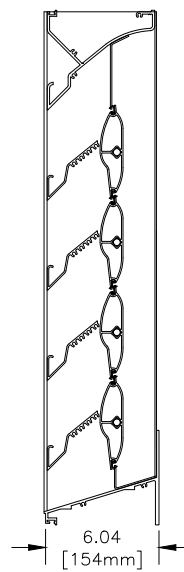
# K8206AMD

AMCA 540 and 550 Listed Hurricane Louver  
Miami-Dade and Florida Product Approved  
Extruded Aluminum | Combination Louver/Damper

Florida Product Approval No.: FL16743  
Miami-Dade, FL NOA No.: 23-0726.02, EXP. 12/5/2028

## Standard Construction

<b>Mounting</b>	Continuous aluminum angle along the head and sill
<b>Frame</b>	Head and Sill: Heavy gauge extruded 6063-T5 aluminum, 6 in. (152 mm) x 0.125 in. (3 mm) nominal wall thickness  Jambs: Heavy gauge extruded 6005-T5 aluminum, 6 in. (152 mm) x 0.188 in. (5 mm) nominal wall thickness
<b>Blades</b>	Stationary blade: drainable design, heavy gauge extruded 6063-T5 aluminum, 0.081 in. (2mm) nominal wall thickness, positioned at 45° angles on approximately 5 in. (127 mm) center  Operable blade: heavy gauge extruded 6063-T5 aluminum, 0.063 (2mm) nominal wall thickness
<b>Seals</b>	TPE blade seals, compressible stainless steel jamb seals
<b>Temperature Restrictions</b>	(-20° F) - (+180° F) (-29° C) - (+82° C)
<b>Linkage</b>	Side linkage, out of airstream (concealed in frame)
<b>Bearings</b>	Synthetic sleeve type
<b>Axles</b>	1/2 in. (13 mm) dia. zinc plated steel
<b>Louver Depth</b>	6 in. (152 mm)
<b>Construction</b>	Mechanically fastened
<b>Finish</b>	Mill
<b>Minimum Size</b>	12 in. W x 16 in. H (305 mm W x 406 mm H)
<b>Maximum Single Section Size</b>	60 in. W x 120 in. H (1524 mm W x 3048 mm H)
<b>Wind Load</b>	+/- 110 PSF (5.3 kPa)



## Options and Accessories

- Actuators
- [Bird Screen](#)
- [Extended Sill](#)
- [Filter Rack/Filter](#)
- [Flange Frame](#)
- [Insect Screen](#)
- [Security Bars](#)
- Stainless Steel Axles
- [Variety of Architectural Finishes](#)

## Performance Ratings



Airolite certifies that the K8206AMD louvers shown herein are licensed to bear the AMCA Seal. The ratings shown are based on tests and procedures performed in accordance with AMCA Publication 511 and comply with the requirements of the AMCA Certified Ratings Program. The AMCA Certified Ratings Seal applies to Water Penetration and Air Performance ratings.

Louvers were tested in accordance with AMCA Standard 500-L.

### Performance of 48 in. x 48 in. (1219 mm x 1219 mm) Louver

<b>Free Area</b>	Area 7.27 sq. ft. (0.675 sq. m)
	Percent 45.5%
<b>Performance at Beginning Point of Water Penetration</b>	
Free Area Velocity	1113.4 fpm (5.656 m/s)
Max Intake Volume	8094 cfm (3.820 m <sup>3</sup> /s)
<b>Performance at 6,000 CFM (2.832 m<sup>3</sup>/s) Intake</b>	
Pressure Drop	0.083 in. wg (0.021 kPa)

## Product Details

[K8206AMD Leakage Chart](#)

[K8206AMD Standard Details](#)

[Miami-Dade County, FL Notice of Acceptance](#)

Structural reinforcing members may be required to adequately support and install multiple louver sections within a large opening. Structural reinforcing members along with any associated installation hardware is not provided by Airolite unless indicated otherwise by Airolite. Options and accessories including, but not limited to, screens, filter racks, louver doors, and blank off panels are not subject to structural analysis unless indicated otherwise by Airolite.



# K8206AMD

AMCA 540 and 550 Listed Hurricane Louver  
Miami-Dade and Florida Product Approved  
Extruded Aluminum | Combination Louver/Damper

## Free Area Chart

Free Area Chart shows free area in square feet and square meters.

Louver Height Inches (Meters)	Louver Width in Inches (Meters)								
	12	18	24	30	36	42	48	54	60
0.30	0.30	0.46	0.61	0.76	0.91	1.07	1.22	1.37	1.52
0.41	0.16	0.28	0.40	0.52	0.64	0.75	0.87	0.99	1.11
0.46	0.01	0.03	0.04	0.05	0.06	0.07	0.08	0.09	0.10
0.46	0.29	0.51	0.73	0.95	1.17	1.39	1.61	1.83	2.05
0.61	0.03	0.05	0.07	0.09	0.11	0.13	0.15	0.17	0.19
0.61	0.49	0.86	1.23	1.60	1.96	2.33	2.70	3.07	3.44
0.76	0.05	0.08	0.11	0.15	0.18	0.22	0.25	0.29	0.32
0.76	0.66	1.15	1.64	2.14	2.63	3.12	3.62	4.11	4.60
0.91	0.06	0.11	0.15	0.20	0.24	0.29	0.34	0.38	0.43
0.91	0.82	1.44	2.06	2.68	3.29	3.91	4.53	5.15	5.76
1.07	0.08	0.13	0.19	0.25	0.31	0.36	0.42	0.48	0.54
1.07	1.12	1.97	2.81	3.65	4.49	5.34	6.18	7.02	7.87
1.22	0.10	0.18	0.26	0.34	0.42	0.50	0.57	0.65	0.73
1.22	1.32	2.31	3.31	4.30	5.29	6.28	7.27	8.26	9.25
1.37	0.12	0.21	0.31	0.40	0.49	0.58	0.68	0.77	0.86
1.37	1.49	2.60	3.72	4.84	5.95	7.07	8.19	9.30	10.42
1.52	0.14	0.24	0.35	0.45	0.55	0.66	0.76	0.86	0.97
1.52	1.65	2.90	4.14	5.38	6.62	7.86	9.10	10.34	11.58
1.68	0.15	0.27	0.38	0.50	0.62	0.73	0.85	0.96	1.08
1.68	1.95	3.42	4.89	6.35	7.82	9.28	10.75	12.22	13.68
1.83	0.18	0.32	0.45	0.59	0.73	0.86	1.00	1.14	1.27
1.83	2.15	3.77	5.38	7.00	8.61	10.23	11.84	13.46	15.07
1.98	0.20	0.35	0.50	0.65	0.80	0.95	1.10	1.25	1.40
1.98	2.32	4.06	5.80	7.54	9.28	11.02	12.75	14.49	16.23
2.13	0.22	0.38	0.54	0.70	0.86	1.02	1.18	1.35	1.51
2.13	2.49	4.35	6.21	8.08	9.94	11.80	13.67	15.53	17.40
2.29	0.23	0.40	0.58	0.75	0.92	1.10	1.27	1.44	1.62
2.29	2.79	4.87	6.96	9.05	11.14	13.23	15.32	17.41	19.50
2.44	0.26	0.45	0.65	0.84	1.03	1.23	1.42	1.62	1.81
2.44	2.98	5.22	7.46	9.70	11.94	14.17	16.41	18.65	20.89
2.59	0.28	0.48	0.69	0.90	1.11	1.32	1.52	1.73	1.94
2.59	3.15	5.51	7.87	10.24	12.60	14.96	17.32	19.69	22.05
2.74	0.29	0.51	0.73	0.95	1.17	1.39	1.61	1.83	2.05
2.74	3.32	5.80	8.29	10.78	13.26	15.75	18.24	20.73	23.21
2.89	0.31	0.54	0.77	1.00	1.23	1.46	1.69	1.93	2.16
2.89	3.62	6.33	9.04	11.75	14.46	17.18	19.89	22.60	25.31
3.05	0.34	0.59	0.84	1.09	1.34	1.60	1.85	2.10	2.35
3.05	3.81	6.68	9.54	12.40	15.26	18.12	20.98	23.84	26.70
	0.35	0.62	0.89	1.15	1.42	1.68	1.95	2.21	2.48



HIGH VELOCITY RAIN  
RESISTANT WITH BLADES  
FULLY CLOSED AND  
IMPACT RESISTANT LOUVER  
*Basic Protection Level D*  
See www.AMCA.org for all certified or listed products

This label does not signify AMCA airflow performance certification.

Airolite certifies that the K8206AMD louver shown herein is approved to bear the AMCA Listing Label. The ratings shown are based on tests and procedures performed in accordance with AMCA Publications and comply with the requirements of the AMCA Listing Label Program. The AMCA Listing Label applies to Wind Borne Debris Impact Resistant Louvers rated for Basic Protection with a minimum blade span of less than 12 in. (305 mm) and a maximum unsupported blade span of 56.84 in. (1444 mm) and to High Velocity Wind-Driven Rain Resistant Louvers tested in the fully closed position that stops airflow through the louver.

## Document Links

[Architectural Louvers Catalog](#)

[Finishes & Colors](#)

[Qwik Ship Guide](#)

[Airolite Warranty Statement](#)



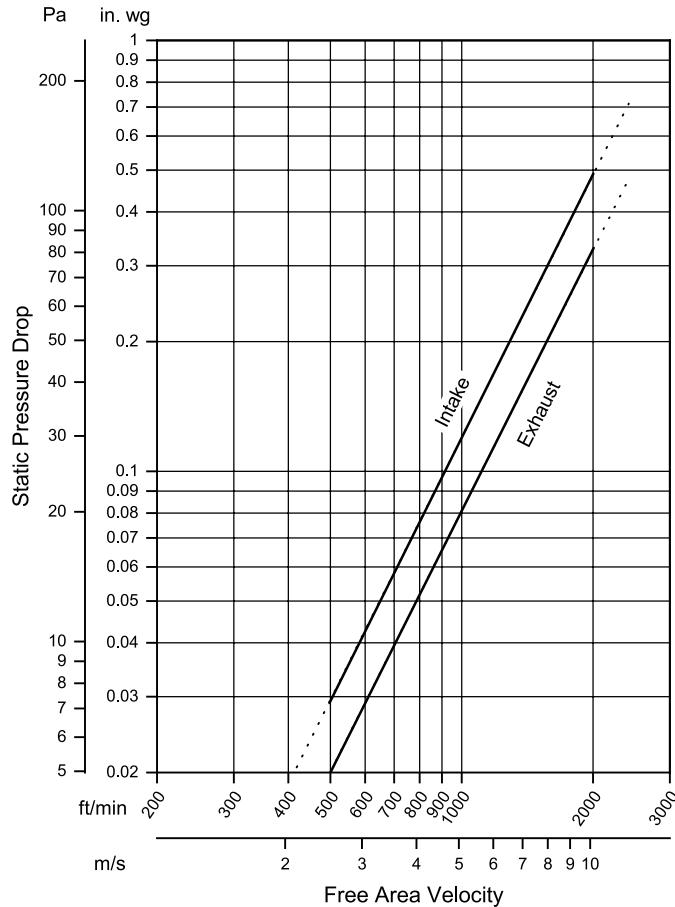
# K8206AMD

AMCA 540 and 550 Listed Hurricane Louver  
Miami-Dade and Florida Product Approved  
Extruded Aluminum | Combination Louver/Damper

## Airflow Resistance

Standard Air - 0.075 lb/ft<sup>3</sup> (1.2 kg/m<sup>3</sup>)

Test size 48 in. x 48 in. (1219 mm x 1219 mm)



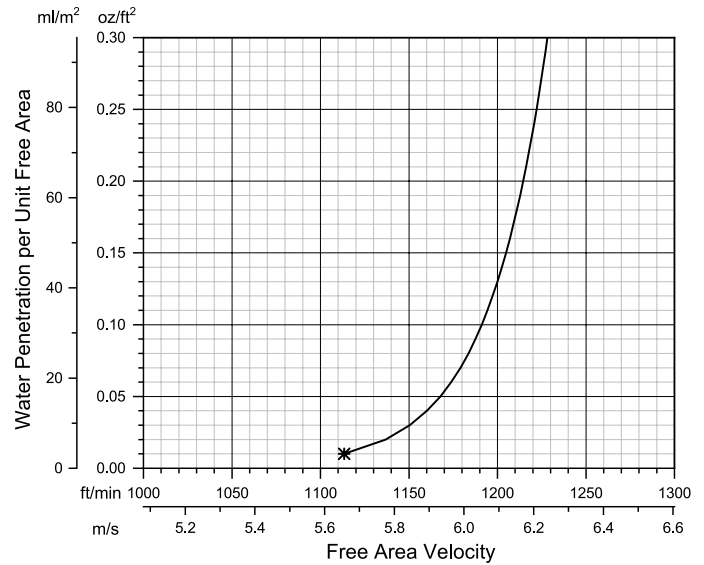
Model K8206AMD resistance to airflow (pressure drop) varies depending on louver application (air intake or air exhaust). Free area velocities (shown) are higher than average velocity through the overall louver size. See louver selection information. (Test Figure 5.5-6.5)

## Water Penetration

Standard Air - 0.075 lb/ft<sup>3</sup> (1.2 kg/m<sup>3</sup>)

Test size 48 in. x 48 in. (1219 mm x 1219 mm)

Test duration of 15 min.



The AMCA Water Penetration Test provides a method for comparing various louver models and designs as to their efficiency in resisting the penetration of rainfall under specific laboratory test conditions. The beginning point of water penetration is defined as that velocity where the water penetration curve projects through 0.01 oz. (3 g) of water (penetration) per sq. ft. (m<sup>2</sup>) of louver free area.

**\*The beginning point of water penetration for Model K8206AMD is 1113.4 fpm (5.656 m/s) free area velocity.** These performance ratings do not guarantee a louver to be weatherproof or stormproof and should be used in combination with other factors including good engineering judgement in selecting louvers.

